

On the Role of Age-of-Information in Internet of Things

Mohamed A. Abd-Elmagid, Nikolaos Pappas, and Harpreet S. Dhillon

Abstract—The success of many Internet of Things (IoT) applications relies on the ability of the network to deliver sensing measurements from the IoT devices to the destination nodes while they are still *fresh*. In this article, we provide an accessible introduction to the emerging idea of *Age-of-Information (AoI)* that quantifies *freshness* of information and explore its possible role in the efficient design of freshness-aware IoT. We start by summarizing the concept of AoI and its variants with emphasis on the differences between AoI and other well-known performance metrics in the literature, such as throughput and delay. Building on this, we explore freshness-aware IoT design for a network in which IoT devices sense potentially different physical processes and are supposed to frequently update the status of these processes at a destination node (such as a cellular base station). Inspired by the recent interest, we also assume that these IoT devices are powered by wireless energy transfer by the destination node. For this setting, we investigate the optimal *sampling policy* for IoT devices that minimizes long-term weighted sum-AoI. This policy jointly optimizes wireless energy transfer and scheduling of update packet transmissions from IoT devices. Using this, we also characterize the achievable *AoI region* and demonstrate a fundamental trade-off between achieving fairness among different processes and achieving the minimum sum-AoI. Multiple promising directions for future research and extensions for our proposed system setup are presented.

I. INTRODUCTION

The IoT is an emerging *digital fabric* that will tightly integrate our physical world into computer networks by connecting billions of *things*, such as small sensors, wearables, vehicles, and actuators, to the Internet. This global revolution is already transforming our cities and villages into smarter and more connected communities. With applications across many verticals, such as smart homes, healthcare, transportation, and industrial automation, the impact of IoT on the global economy is estimated to be between 3.9 to 11.1 trillion dollars by 2025 (see recent McKinsey report [1] for more details).

An IoT network consists of three main components: i) IoT devices, ii) communication network, and iii) destination nodes. The IoT devices are usually deployed to observe a physical characteristic of the environment for a certain geographical area, e.g., temperature, pollution levels or humidity. The sensed data measurements are transmitted through the communication network to the destination nodes where they are processed to extract meaningful information, e.g., controllable output decisions or remote source reconstruction that can assist

in the prediction of its information status evolution. Clearly, the accuracy of such output decisions, which determines the performance of IoT-enabled applications, is directly related to the *freshness* of the aggregated data measurements of the IoT devices at the destination nodes [2]. For example, in human safety applications, the outdated measurements received at the destination nodes may result in erroneous or delayed controllable decisions, which in turn degrades the performance of the IoT network and lead to severe dangers.

Before designing an IoT network that preserves freshness of information at the destination nodes, we need a way to rigorously quantify *information freshness*. In this article, we use the concept of AoI for this purpose [3]–[6]. AoI was first proposed in [3] as a new metric that captures how frequently the information status at a destination node (also referred to as a *monitor*) needs to be updated through status update transmissions from a source node. In the context of IoT networks, the source node may refer to a single IoT device or an aggregator located near a group of IoT devices, which transmits measurements of sensed information to the destination node. Three main factors restrict the timeliness of the transmitted measurements in IoT networks: i) the energy-constrained nature of the IoT devices, ii) communication network congestion, and iii) the long distance between the IoT devices and destination nodes. Specifically, the energy-constrained nature of the IoT devices along with network congestion increase the likelihood of packets loss or out of order reception, which in turn reduces the value of update packets received at the destination node and results in wastage of resources due to obsolete transmissions. It becomes even worse for far-off IoT devices whose direct links to the destination nodes may be very poor [7]. This necessitates designing new network architectures which efficiently tackle the above challenges and guarantee the freshness of information status at the destination node.

The enormous scale of IoT makes the process of replacing or recharging batteries of IoT devices, especially the ones that are deployed at hard-to-reach places such as under ground or in tunnels, inefficient and even impractical. As a result, energy harvesting has naturally been considered to circumvent or supplement conventional power sources, such as replaceable batteries, in these devices. Due to its ubiquity and cost efficient implementation, radio-frequency (RF) energy harvesting has quickly emerged as an appealing solution for powering IoT devices, the majority of which are low power, such as sensors [8]. Our prime objective is to investigate the role of AoI in designing freshness-aware RF-powered IoT networks while taking the above limitations into account. Towards this

Mohamed A. Abd-Elmagid and Harpreet S. Dhillon are with Wireless@VT, Department of ECE, Virginia Tech, Blacksburg, VA (Email: {maelaziz, hddhillon}@vt.edu). Nikolaos Pappas is with the Department of Science and Technology, Linköping University, SE-60174 Norrköping, Sweden (Email: nikolaos.pappas@liu.se). The support of the U.S. NSF (Grant CPS-1739642) is gratefully acknowledged.

objective, we first propose a generic system setup for an IoT network in which IoT devices are: i) solely powered by RF energy harvesting, and ii) sensing different physical processes and need to transmit their sensed data to a destination node (which is also assumed to be the main RF energy source for these devices). We then investigate the optimal sampling policy for IoT devices that minimizes the long-term weighted sum-AoI (sum of AoI values for different processes at the destination node). Particularly, we jointly optimize wireless energy transfer by the destination node and scheduling of update packet transmissions from IoT devices, based on the AoI values for different processes at the destination node, the current battery levels and the quality of the wireless channels.

To the best of the authors' knowledge, this article makes the first attempt to efficiently design freshness-aware IoT networks while incorporating RF-energy harvesting as the only source of energy for IoT devices. The rest of this article is organized as follows. We summarize the concept of AoI and its variations in Section II. In Section III, we explore the role of AoI in designing freshness-aware IoT networks. Multiple open research problems and extensions for our proposed system setup are presented in Section IV. Finally, Section V concludes the article.

II. AGE-OF-INFORMATION AND ITS VARIATIONS

Ubiquitous connectivity and advancements in portable devices have increased the popularity of real-time status updates which can enable diverse applications, e.g., predict and control forest fires and safety of an intelligent transportation system. A common setup for status update systems is the existence of a source node that generates update packets, and then transmits them through a communication system to a destination node. First introduced in [3], AoI is a new metric that quantifies freshness of information at a monitor about some remote stochastic process observed by the source node. More formally, AoI is defined as the time elapsed since the last successfully received update packet at the monitor was generated at the source. In order to introduce the idea of AoI rigorously, we use Fig. 1, which depicts a sample realization of AoI at the monitor as a function of time when the source transmits update packets using a First-Come-First-Served (FCFS) discipline and only one packet transmission may occur at any given time. Here, t_n and t'_n denote the generation and reception time instants of packet n at the source and monitor, respectively. Therefore, we observe that: i) X_n is the time elapsed between the generation of updates $n-1$ and n , ii) T_n is the system time of update n , i.e., the time elapsed from the generation of packet n at the source until it is being received at the monitor, and iii) $a(t)$ is reset to T_n at t'_n . Clearly AoI is a random process. The average AoI can be expressed as follows [3]:

$$\begin{aligned} \bar{a} &= \lim_{\mathcal{T} \rightarrow \infty} \frac{1}{\mathcal{T}} \int_0^{\mathcal{T}} a(t) dt = \lim_{\mathcal{T} \rightarrow \infty} \frac{T_n^2/2 + \sum_{i=1}^{N(\mathcal{T})} Q_i}{\mathcal{T}} \\ &\stackrel{(a)}{=} \lim_{\mathcal{T} \rightarrow \infty} \frac{T_n^2/2 + Q_1}{\mathcal{T}} + \frac{N(\mathcal{T}) - 1}{\mathcal{T}} \frac{1}{N(\mathcal{T}) - 1} \sum_{i=2}^{N(\mathcal{T})} \left[X_i T_i + \frac{X_i^2}{2} \right] \\ &\stackrel{(b)}{=} \lambda (\mathbb{E}[XT] + \mathbb{E}[X^2]/2), \end{aligned} \quad (1)$$

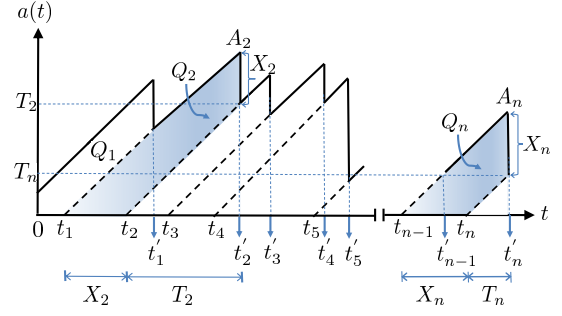


Fig. 1. AoI evolution vs. time for n update packets.

where $N(\mathcal{T}) = \max\{n \mid t_n \leq \mathcal{T}\}$ denotes the number of arrivals by time \mathcal{T} and $\lambda = \lim_{\mathcal{T} \rightarrow \infty} \frac{N(\mathcal{T})}{\mathcal{T}}$ denotes the steady-state rate of update packet generations at the source. X and T are random variables denoting the interarrival time and system time of an arbitrary update packet, respectively, and $\mathbb{E}[\cdot]$ is the expectation operator. The integral in (1) represents the time average of $a(t)$, and can be computed as the sum of the polygon area Q_1 , the trapezoid areas $Q_i (i \geq 2)$ and the isosceles triangular area of width T_n (Q_1 , Q_2 and Q_n are highlighted in Fig. 1). Note that (a) follows by substituting $Q_i (i \geq 2)$ as $Q_i = X_i T_i + \frac{X_i^2}{2}$ and (b) holds under the ergodicity assumption of $a(t)$, i.e., when $a(t)$ is an ergodic stochastic process, the summation term representing the sample average will converge to its corresponding ensemble average.

In the above formulation, AoI increases linearly between any two consecutive time instants of update packet receptions. In other words, AoI assumes the cost of information staleness to be directly proportional to the time elapsed since the last update packet received at the monitor, where the cost is defined in time units. Expanding the notion of AoI, a more generic cost of information staleness metric, namely, Cost of Update Delay (CoUD), has been recently proposed [9]. More specifically, CoUD can take any form of a payment function, which is non-negative and monotonically increasing, to quantify the cost of information absence at the monitor. Unlike AoI, CoUD may not necessarily increase linearly with time and may be assigned any relevant unit rather than time. The type of cost function needs to be properly chosen based on the statistics of the observed stochastic process at the source.

One way to keep the information status fresh at the monitor is to minimize the average AoI, as defined in (1). However, this may not be mathematically tractable in many situations. This has inspired some simpler measures for the information age. Next, we present two more tractable information staleness metrics, namely, Peak AoI (PAoI) and Value of Information of Update (VoIU):

- **Peak Age-of-Information.** The PAoI characterizes the maximum value of AoI immediately before an update packet is received at the monitor [4]. For instance, as observed in Fig. 1, the value of PAoI associated with update n is A_n . Clearly, PAoI provides information about the worst case values of AoI, and its probability distribution can be derived relatively easily (compared to AoI) owing to its simpler structure. Therefore, the

PAoI is particularly applicable in applications where the prime goal is to maintain the worst value of AoI below a system design threshold with a certain probability.

- *Value of Information of Update.* The VoIU quantifies the importance of the update packet received at the monitor [9]. More specifically, when the monitor receives a new update packet, its uncertainty about the current value of the observed stochastic process at the source is reduced. The importance of this newly received update is defined by how much it improves the monitor's prediction accuracy about the current status of the observed stochastic process. Indeed, the monitor's uncertainty reduction or equivalently the improvement of its prediction accuracy is inversely proportional to the time elapsed since the last update packet reception. For example, as noted from Fig. 1, the information age reduction due to the reception of update packet n is X_n , and the VoIU quantifies how large this reduction is with respect to the PAoI associated with packet n , i.e., the VoIU associated with packet n is $\frac{X_n}{A_n}$.

Comparison with traditional metrics. Traditionally, the performance of a communication system is characterized through either maximizing the system throughput or minimizing the end-to-end delay. The takeaway message of [3] is that the optimal policy minimizing the average AoI is completely different from the optimal policies that either maximize throughput or minimize delay. Intuitively, maximizing the system throughput is equivalent to transmitting update packets as fast as possible. As a result, the update packets become backlogged in the communication system, and the VoIU associated with each update packet received at the monitor will be significantly reduced. On the other hand, minimizing the delay or equivalently minimizing the system time of each update packet is achieved by reducing the rate of update generations at the source. In this case, the monitor will unnecessarily have outdated status information due to the lack of update packet receptions. Unlike these well-known performance metrics, such as throughput and delay, the concept of AoI allows to include contextual aspects of system design. More specifically, the transmitted packets do not have the same importance or equivalently the VoIU associated with different update packet receptions are not the same.

III. AGE-OF-INFORMATION FOR IOT: NETWORK DESIGN AND OPERATIONS

In this section, we use AoI as a performance metric to efficiently design freshness-aware IoT networks. First, we propose a generic model in which IoT devices are assumed to be powered by RF energy harvesting. Afterwards, we explore the optimal sampling policy for IoT devices that maintains freshness of information about different processes at the destination node. Specifically, wireless energy transfer and update packet transmissions are jointly optimized to characterize the minimum long-term weighted sum-AoI. Finally, for the formulated optimization problem, we characterize the achievable AoI region.

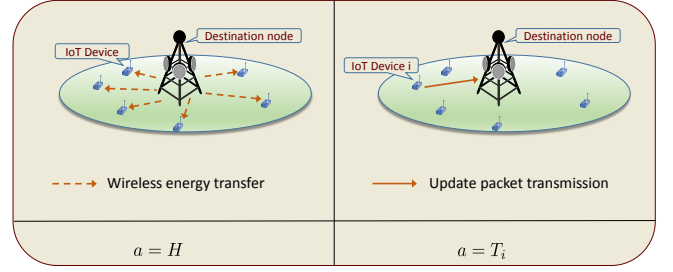


Fig. 2. An illustration of the system setup.

A. System Model

We study an IoT network composed of a destination node D (for instance, a cellular base station) and K IoT devices, namely, ID_i , $i = 1, \dots, K$, as shown in Fig. 2. Each IoT device ID_i is deployed to observe some physical process i (e.g., temperature, humidity, etc.) and transmit update packets to D so that the information status of its observed process at D remains *fresh*. We assume that D has a stable energy supply, whereas each IoT device is equipped with an RF energy harvesting circuitry as its only source of energy. Particularly, ID_i harvests energy from the RF signals broadcast by D in the downlink, and stores it in a battery with finite capacity $B_{i,\max}$ joules. The stored energy is then used for update packet transmissions to D. It is assumed that all IoT devices are equipped with single antenna each and operate over the same frequency channel. Therefore, at a given time instant, ID_i can either harvest wireless energy in downlink or transmit data in uplink.

The time horizon is divided into slots of length T and slot $k = 0, 1, \dots$ corresponds to the time duration $[kT, (k+1)T)$. At the beginning of a time slot, let B_i and A_i denote the amount of available energy at ID_i and the AoI for process i at node D, respectively. A_i is assumed to be upper bounded by a finite value $A_{i,\max}$ which can be chosen to be arbitrarily large (this assumption makes the AoI state space finite, which facilitates the solution of the Markov Decision Process (MDP) [10], as will be clarified in the next subsection). We denote by g_i and h_i the downlink and uplink channel power gains between nodes D and ID_i , respectively. It is assumed that both downlink and uplink channels are affected by quasi-static flat fading, i.e., all channels remain constant over a time slot but change independently from one slot to another. The locations of IoT devices are known *a priori*, and hence their average channel power gains are pre-estimated and known at D. Particularly, at the beginning of an arbitrary time slot, D has a perfect knowledge about the channel power gains in this slot, and only a statistical knowledge for future slots.

Let $s_i \triangleq (B_i, A_i, g_i, h_i)$ denote the state of ID_i at the beginning of an arbitrary time slot. Thus, the state of the system is given by $s = \prod_{i=1}^K s_i$. The action space is defined as $\mathcal{A} \triangleq \{a : a \in \{T_1, T_2, \dots, T_K, H\}\}$, as illustrated in Fig. 2.

- When $a = T_i$, ID_i generates an update packet about process i and transmits it to node D. According to Shannon's formula, when the transmission power of

ID_i is p_i , its maximum reliable transmission rate is $\log_2(1 + \frac{\kappa h_i p_i}{\sigma^2})$, where σ^2 is the noise power and κ is the antenna gain at D. Hence, the action T_i can only be taken if $B_i \geq E_i = \frac{\sigma^2 T}{\kappa h_i} (2^{\bar{S}_i} - 1)$, where $\bar{S}_i = \frac{S_i}{BT}$ and S_i is the size of update packet generated by ID_i about process i and B is the channel bandwidth.

- When $a = H$, the time slot is dedicated for wireless energy transfer where node D broadcasts wireless energy in the downlink. The amount of energy harvested by ID_i can be expressed as $E_i^H = \eta \kappa g_i PT$, where η is the efficiency of the energy harvesting circuitry and P is the average transmit power by node D. Recall that κ denotes the antenna gain at D. We assume that P is sufficiently large in the sense that the energy harvested at each IoT device due to uplink data transmissions by other devices is negligible.

In every time slot, the energy level of battery at ID_i and AoI of process i at node D are updated based on the action taken. Particularly, for the energy level of battery at ID_i, we have three different cases: i) when $a = T_i$, energy E_i is consumed from B_i to transmit an update packet to D, ii) when $a = H$, ID_i harvests energy E_i^H (due to the finiteness of battery capacity, the battery energy level is updated to be the minimum between $B_{i,\max}$ and $B_i + E_i^H$), and iii) otherwise, the battery energy level remains the same. On the other hand, for AoI of process i at node D, there are two scenarios: i) when $a = T_i$, the value of A_i becomes T (recall that when ID_i is chosen to transmit an update packet in a given time slot, it generates the packet at the beginning of the slot), and ii) otherwise, the AoI of process i is updated to be the minimum of $A_{i,\max}$ and $A_i + T$.

B. Problem Formulation and Proposed Solution

Under a policy μ , i.e., the strategy which establishes the decisions taken at different states of the system, the average AoI about process i at node D can be expressed as

$$\bar{A}_{i,\mu} = \limsup_{K \rightarrow \infty} \frac{1}{K+1} \sum_{k=0}^K \mathbb{E}[A_i(k)], \quad i = 1, \dots, K, \quad (2)$$

where the expectation is taken with respect to the channel conditions and the policy. Our goal is to find the optimal policy μ^* such that

$$\mu^* = \arg \min_{\mu} \sum_{i=1}^K \alpha_i \bar{A}_{i,\mu}, \quad (3)$$

where $\alpha_i \geq 0$ and $\sum_{i=1}^K \alpha_i = 1$. Here, α_i is a weight accounting for the importance of each process i at node D. For instance, if $\alpha_i = 1$, then only ID_i is considered in the optimization problem. Clearly, the optimal strategy μ^* is to select whether each time slot is dedicated for wireless energy transfer ($a = H$) or is allocated for an update packet transmission from ID_i ($a = T_i$), depending upon the AoI for process i at D, and the level of battery and channel power gains at ID_i. Hence in this scenario, the achievable average AoI values for other devices are given by $\bar{A}_{j,\mu^*} = A_{j,\max}, \forall j \neq i$.

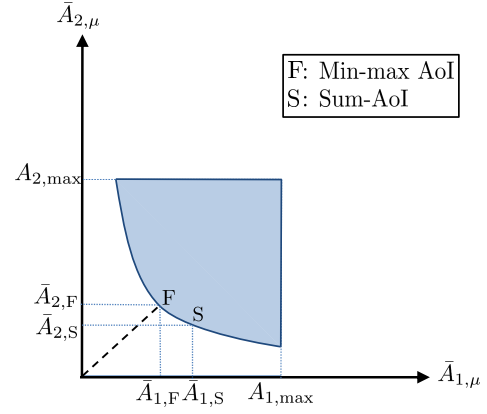


Fig. 3. Illustration of achievable AoI region for $K = 2$.

The problem in (3) could be modeled as an MDP with finite state and action spaces via discretizing the battery levels and channel power gains, and hence it could be solved using the Value Iteration Algorithm (VIA) or the Policy Iteration Algorithm (PIA).

Our prime objective in this section is to obtain the *achievable AoI region*. The achievable AoI region could be characterized by evaluating the average AoI values of all processes, defined in (2), for different values of $\alpha_i, \forall i$. More concretely, in Fig. 3, the achievable AoI region is represented by the shaded region for the case of two IoT devices. The structure of the objective function in (3) allows us to investigate different optimal policies of interest. Particularly, for different combinations of $\alpha_i, \forall i$, different operating points inside the boundary of the AoI region could be achieved. We are interested in comparing the following two operating points:

- *Sum-AoI*. This operating point is represented by S in Fig.3. Particularly, it can be obtained by minimizing the sum of average AoI values for all processes, i.e., setting $\alpha_i = \frac{1}{K}, \forall i$. Note that close devices to the destination node experience better channels in both downlink (resulting in a large amount of harvested energy) and uplink (making the energy consumed to transmit an update packet small) than other far-off devices. Hence, intuitively, the associated optimal policy with sum-AoI allocates, on average, more time slots for update packet transmissions of close devices to D than other far-off devices, to achieve the minimum sum. This, in turn, leads to unfair average AoI values for different processes.
- *Min-max AoI*. This operating point is represented by F in Fig. 3. Specifically, the values of α_i are chosen such that the maximum average AoI among all processes is minimized. Equivalently, this problem could also be viewed as minimizing the common AoI value that could be achieved for all processes. The associated optimal policy, in turn, guarantees fairness between the achievable average AoI values for different processes at D, i.e., they satisfy $\bar{A}_{1,\mu^*} = \bar{A}_{2,\mu^*} = \dots = \bar{A}_{K,\mu^*}$.

For convenience and clarity of exposition, in Figs 4 and 5, we consider a simple scenario in which two IoT devices are

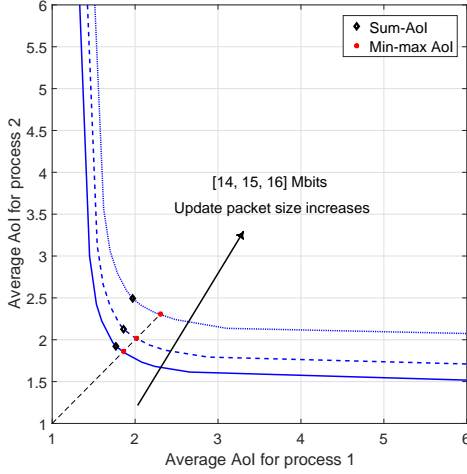


Fig. 4. Impact of update packet size on achievable AoI region. $B_{1,\max} = B_{2,\max} = 0.4$ mJoules.

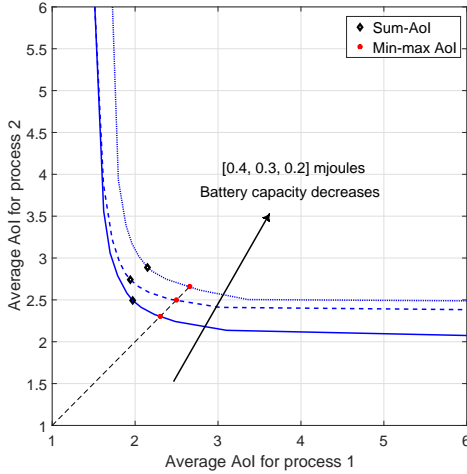


Fig. 5. Impact of battery capacity on achievable AoI region. $S_1 = S_2 = 16$ Mbits.

observing two different processes. Particularly, Fig. 4 (Fig. 5) shows the impact of packet size of update packets (capacity of batteries) on the achievable AoI region. The channel power gains are modeled as $g_i = h_i = 2 \times 10^{-2} \psi_i^2 d_i^{-\beta}$ for $i \in \{1, 2\}$, where ψ_i^2 denotes the small-scale fading gain between ID_{*i*} and D, and $d_i^{-\beta}$ represents standard power law path-loss with exponent β . Under Rayleigh fading assumption, ψ_i^2 is an exponentially distributed random variable with unit mean. We use the following values for different system parameters: $T = 1$ seconds, $B = 1$ MHz, $P = 37$ dBm, $A_{1,\max} = A_{2,\max} = 6$, $d_1 = 25$ meters, $d_2 = 40$ meters, $\eta = 0.5$, $\sigma^2 = -95$ dBm, $\kappa = 10$ dB and $\beta = 2$. It should be noted that the time slot and bandwidth values were normalized to unity to maintain generality (since this example is not specific to any particular technology). It is observed that the achievable AoI region shrinks as the size of the update packets increases (Fig. 4) or the capacity of batteries decreases (Fig. 5). This is due to the fact that in both cases the allowable number of update packet

transmissions by both devices would decrease. Furthermore, it is observed that achieving fairness (represented by min-max AoI) comes at the expense of a performance degradation in terms of the achievable sum-AoI value, and the situation becomes worse as the update packets' size increases (Fig. 4) or the capacity of batteries decreases (Fig. 5). This can be seen by comparing, for each curve, the minimum sum-AoI value achieved by the sum-AoI operating point with the sum-AoI value associated with the min-max operating point. This demonstrates a fundamental trade-off between achieving fairness among both processes and achieving the minimum sum-AoI.

IV. OPEN PROBLEMS AND TAKEAWAY MESSAGES

After introducing the concept of AoI and exploring its application to IoT, we will now discuss several key open problems in this area. These problems range from the fundamental characterizations of AoI, to more efficient algorithms, and constructs inspired from emerging applications. Our hope is that this section will be useful for the new researchers (especially new graduate students) thinking of entering this exciting new area.

- *Characterization of the distribution of AoI.* Most of the prior works in the area of AoI have focused on quantifying information freshness through the *average* AoI and its variants. While this approach provides a useful way to obtain relevant system-design insights, it is far from being a satisfactory characterization of AoI, which is a random process. Therefore, the next meaningful step is to characterize the distribution of AoI. In this direction, a formula for the stationary distribution of AoI has been recently derived in [11] in terms of the stationary distributions of the system delay and the Peak AoI. While this is a useful step forward, the analysis is for the case when the AoI increases linearly between any two consecutive time instants of update packet receptions. Therefore, a promising avenue of future work is to extend the analysis of [11] to the case where a more general cost of information staleness is considered (e.g., CoUD). The next major step is to study second order properties of the AoI random process, such as the auto correlation and auto covariance functions.
- *Network-level analysis of AoI.* Although the average AoI has been well-studied under queueing-theoretic models in the literature [3]–[6], the proposed approaches do not lend themselves to the analysis of large-scale IoT networks. Particularly, such queueing-theoretic analyses do not account for key system effects such as the potential coupling between the locations of deployed IoT devices and their destination nodes, the level of interference at different destination nodes and the density of IoT deployment. This necessitates the need for extending the analysis of AoI to incorporate different features of large-scale IoT. An interesting open problem in this context is to characterize AoI using random spatial models and apply tools from stochastic geometry

that will be useful in characterizing the performance of such massive IoT systems.

- *Low-complexity online schemes.* The computational complexity of solving the MDP encountered in this paper using VIA or PIA mainly depends on the number of discrete levels considered for each state variable, i.e., battery, channel gain or AoI. Owing to the generality of our proposed system setup in which actions are taken while taking into account different system parameters as state variables, increasing the number of discrete levels for state variables greatly reduces the feasibility of characterizing the optimal policy in practice. This is even more critical as the number of IoT devices deployed in the network increases. This, in turn, calls for the need to construct low-complexity schemes suitable for large-scale problems via leveraging tools from *Approximate dynamic programming* [12].
- *Non-linear RF energy harvesting models.* Although the conventional linear RF energy harvesting model used in this article is highly tractable, it may not always be accurate [13]. This is attributed to the fact that it does not capture the non-linear feature of the RF-to-DC power conversion in practical RF energy harvesting systems. As a result, there might be significant losses in the amount of total harvested energy degrading the achievable performance of such RF-powered communication systems. Despite the associated complexity with implementing non-linear RF energy harvesting models, it is important to quantify the gains achieved by such models compared to the conventional linear model in future works.
- *Machine learning-based algorithms.* In practice, the destination node may just have partial knowledge or even no knowledge about the channel state information (CSI). In such scenarios, machine learning techniques could be leveraged to learn the state of channel power gains from past experience while dynamically taking decisions. Particularly, *reinforcement learning algorithms* could be used to predict the values of unknown parameters and statistically improve the achievable performance of such communication network setups. It is important to investigate the performance of such machine-learning driven techniques in the process of decision-making compared to the ideal scenario of having complete knowledge about CSI.
- *Open questions in particular applications.* Last but not the least, there are several open problems that appear from the applications perspective. For instance, if one considers non-orthogonal multiple access (NOMA) schemes, the IoT devices will have more opportunities to send update packets, and hence the achievable AoI about their observed processes will be remarkably different from the orthogonal multiple access (OMA) schemes, such as the one considered in this paper. Another promising

avenue of future work is to study the full-duplex scenario in which the destination node is equipped with two antennas; one from wireless energy transfer and the other for data reception [14]. Clearly, such system setup would allow each IoT device to harvest more energy and thus update the status of its observed process at the destination node more frequently. The AoI process for this system will again be quite different from the half-duplex system considered in this paper. On a slightly different note, the cellular network architecture itself is undergoing major changes. For instance, drones are being considered to augment cellular network capacity and coverage. It is therefore important to study AoI in drone-enabled networks, where one may ask questions about their optimal trajectories that minimize AoI [15].

V. CONCLUSION

This article provided an accessible introduction to the AoI and its variants. In addition, it also investigated the role of AoI in designing and operating RF-powered freshness-aware IoT networks. We considered a system setup in which IoT devices observe different physical processes and need to transmit status updates about these processes to a destination node. IoT devices were assumed to be solely powered by RF energy transfer by the destination node. We studied the problem of long-term weighted sum-AoI minimization in which we jointly optimize wireless energy transfer by the destination node and scheduling of update packet transmissions from IoT devices. Multiple key design insights were drawn from our results. For instance, our results demonstrated the impact of the packet sizes of status updates and the capacity of batteries on the achievable AoI region. Particularly, they revealed that the achievable AoI region shrinks as the update packets' size increases or the capacity of batteries decreases. Furthermore, they demonstrated a fundamental trade-off between achieving fairness among different processes and achieving the minimum sum-AoI. We presented several key open problems in the research area of AoI and multiple extensions for our proposed system setup including characterization of the distribution of AoI, network-level analysis of AoI, low-complexity online schemes, non-linear RF energy harvesting models and machine learning-based algorithms.

REFERENCES

- [1] "The Internet of Things: Mapping the Value Beyond the Hype", McKinsey Global Institute, June 2015. Available online: <https://www.mckinsey.com/business-functions/digital-mckinsey/our-insights/the-internet-of-things-the-value-of-digitizing-the-physical-world>.
- [2] T. Shreedhar, S. K. Kaul, and R. D. Yates, "ACP: An end-to-end transport protocol for delivering fresh updates in the Internet-of-Things," 2018, available online: arxiv.org/abs/1811.03353.
- [3] S. Kaul, R. Yates, and M. Gruteser, "Real-time status: How often should one update?" in *Proc., IEEE INFOCOM*, 2012.
- [4] M. Costa, M. Codreanu, and A. Ephremides, "On the age of information in status update systems with packet management," *IEEE Trans. on Info. Theory*, vol. 62, no. 4, pp. 1897–1910, 2016.
- [5] Y. Sun, E. Uysal-Biyikoglu, R. D. Yates, C. E. Koksal, and N. B. Shroff, "Update or wait: How to keep your data fresh," *IEEE Trans. on Info. Theory*, vol. 63, no. 11, pp. 7492–7508, 2017.

- [6] A. Kosta, N. Pappas, and V. Angelakis, "Age of information: A new concept, metric, and tool," *Foundations and Trends in Networking*, vol. 12, no. 3, pp. 162–259, 2017.
- [7] H. S. Dhillon, H. Huang, and H. Viswanathan, "Wide-area wireless communication challenges for the Internet of Things," *IEEE Commun. Mag.*, vol. 55, no. 2, pp. 168–174, Feb. 2017.
- [8] M. A. Abd-Elmagid, A. Kishk, and H. S. Dhillon, "Joint energy and SINR coverage in spatially clustered RF-powered IoT network," *IEEE Trans. on Green Commun. and Networking*, to appear.
- [9] A. Kosta, N. Pappas, A. Ephremides, and V. Angelakis, "Age and value of information: Non-linear age case," in *Proc., IEEE Intl. Symposium on Information Theory*, 2017.
- [10] B. Zhou and W. Saad, "Joint status sampling and updating for minimizing age of information in the Internet of Things," 2018, available online: [arXiv.org/abs/1807.04356](https://arxiv.org/abs/1807.04356).
- [11] Y. Inoue, H. Masuyama, T. Takine, and T. Tanaka, "A general formula for the stationary distribution of the age of information and its application to single-server queues," 2018, available online: arxiv.org/abs/1804.06139.
- [12] D. Bertsekas and J. N. Tsitsiklis, *Neuro-Dynamic Programming*. Athena Scientific, Belmont, Massachusetts, 1996.
- [13] E. Boshkovska, D. W. K. Ng, N. Zlatanov, and R. Schober, "Practical non-linear energy harvesting model and resource allocation for SWIPT systems," *IEEE Commun. Letters*, vol. 19, no. 12, pp. 2082–2085, 2015.
- [14] M. A. Abd-Elmagid, A. Biazon, T. ElBatt, K. G. Seddik, and M. Zorzi, "On optimal policies in full-duplex wireless powered communication networks," in *Proc., Modeling and Optimization in Mobile, Ad Hoc and Wireless Networks*, May 2016, pp. 243–249.
- [15] M. A. Abd-Elmagid and H. S. Dhillon, "Average peak age-of-information minimization in UAV-assisted IoT networks," *IEEE Trans. on Veh. Technology*, to appear.