

# Active Learning and CSI acquisition for mmWave Initial Alignment

Sung-En Chiu, Nancy Ronquillo and Tara Javidi

Department of Electrical and Computer Engineering

University of California, San Diego

Email: {suchiu,nronquil,tara}@ucsd.edu

**Abstract**—Millimeter wave (mmWave) communication with large antenna arrays is a promising technique to enable extremely high data rates due to large available bandwidth in mmWave frequency bands. Given the knowledge of an optimal directional beamforming vector, large antenna arrays have been shown to overcome both the severe signal attenuation in mmWave as well as the interference problem. However, fundamental limits and achievable learning of an optimal beamforming vector remain.

This paper considers the problem of adaptive and sequential optimization of the beamforming vectors during the initial access phase of communication. With a single-path channel model, the problem is reduced to actively learning the Angle-of-Arrival (AoA) of the signal sent from the user to the Base Station (BS). Drawing on the recent results in the design of a hierarchical beamforming codebook [1], sequential measurement dependent noisy search strategies [2], and active learning from an imperfect labeler [3], an adaptive and sequential alignment algorithm is proposed.

For any given resolution and error probability of the estimated AoA, an upper bound on the expected search time of the proposed algorithm is derived via the Extrinsic Jensen Shannon Divergence. The upper bound demonstrates that the search time of the proposed algorithm asymptotically matches the performance of the noiseless bisection search up to a constant factor characterizing the AoA acquisition rate. Furthermore, the acquired AoA error probability decays exponentially fast with the search time with an exponent that is a decreasing function of the acquisition rate.

Numerically, the proposed algorithm is compared with prior work where a significant improvement of the system communication rate is observed. Most notably, in the relevant regime of low (-10dB to 5dB) raw SNR, this establishes the first practically viable solution for initial access and, hence, the first demonstration of stand-alone mmWave communication.

**Index Terms**—Millimeter wave communication, sequential search, hierarchical beamforming, rate-reliability trade off, adaptive beamforming

## I. INTRODUCTION

Millimeter wave (mmWave) communication with massive antenna arrays is a promising technique that increases the data rate significantly, thanks to the large available bandwidth in mmWave frequency bands. While an inherent challenge for mmWave communication is extremely high pathloss [4]–[5], resulting in low SNR and high link outage, the small wavelength can be exploited to deploy an array with a very large number of antennas in a relatively small area. It has been shown [6] that massive MIMO mmWave systems can be deployed to form highly directional beams to mitigate the pathloss and the associated low SNR and high link outage.

However, it is important to note that the realization of highly directional beams requires a precise and reliable estimate of channel state information (CSI) during the initial access phase. This paper considers the problem of actively learning an optimum beamforming vector from a fundamental limit point of view.

With the scale of millimeter wavelength and the half wavelength spacing, a large number of antennas can be packed into a modest-sized device. For large antenna arrays, however, equipping each antenna with an RF chain is too hardware costly. This prevents per antenna digital processing. A hardware friendly proposal for practically implementing large array systems in mmWave bands deploys a single RF chain where CSI acquisition reduces to finding the optimal analog beamforming along the dominant direction of the signals between the base station (BS) and the user that is trying to establish the communication link. In this paper we consider this practical scenario of mmWave communication with massive MIMO technology and the practically designed low complexity hierarchical beamforming codebook of [1] to propose an efficient and adaptive beamforming algorithm that quickly identifies the optimal beamforming direction under a single dominant path channel model. Furthermore, we obtain bounds on the performance of this algorithm to asymptotically match the fundamental information theoretic limits on the speed and reliability of active learning and CSI acquisition with the given hardware constraints.

The exhaustive linear search, which utilizes beams that scan over all possible directions to pick the best one, and has been proposed in IEEE 802.15 and 5G standards, requires a relatively long initial access time that linearly grows with the angle resolution (highest resolution being the number of the antenna elements). On the theoretical front, in contrast, prior work which is based on simple measurement models noted that the problem of CSI acquisition in mmWave is closely related to that of noisy search, which itself has been shown to be closely related to the problem of channel coding over a binary input channel with ([7], [8], [9]) and without ([10]) feedback. Under various noise models, it is shown that the number of measurements can be kept to grow only logarithmically with the angular resolution and target error probability [8] and [9]. While these early studies did not take the practical beam patterns into account, this logarithmic scaling was later also confirmed and reported in more practical systems with realistic and empirically precise beam patterns ([1] and [11])

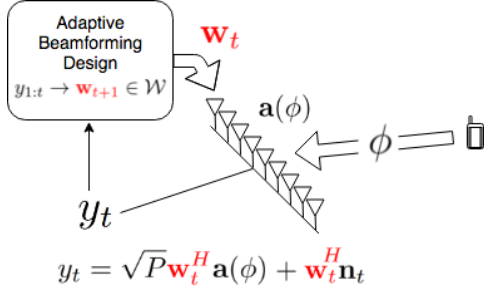


Fig. 1: The active learning process of the AoA  $\phi$  is to design the beams  $w_t \in \mathcal{W}^S$  adaptively for the sequential collection of the observations  $y_t$ , from which at the ending of the collection is to be used for the estimation of the AoA  $\phi$ .

with the caveat of a sufficiently large SNR model. In particular, [1] carefully developed a hierarchical beamforming codebook which in the noiseless setting allows for an (adaptive) binary search over the angular space; increasing transmission power and/or time is then used to combat the measurement noise. The authors in [11] showed that similar performance gains can also be achieved by a non-adaptive strategy. More specifically, the authors of [11] proposed random hash functions to generate a random beamforming codebook whose acquisition time, they showed, grows only logarithmically with target resolution/error probability. However, to guarantee coverage in low ( $< 5$  dB) raw SNR regimes (cell-edge users), these techniques provide marginal advantage over the exhaustive linear search as noted in [7]. We note that this logarithmic scaling (of search time with angular resolution) could also be obtained when viewing the problem as that of sparse estimation with compressive measurements (see [12] and references therein). As shown in [12], however, again such approach also requires large ( $> 5$  dB) raw SNR in order to achieve reasonable accuracy for channel estimation.

We note that this limitation of prior work to operate in high raw SNR makes them unsuitable for cell-edge users in mmWave communication. This has major practical system design implications, namely the current 5G mmWave communication in 3GPP standard [13] supports mainly non-standalone mmWave in which the initial access phase is covered by legacy sub-6G infra-structure which provides higher SNR. This highlights the need for a strategy that can adaptively improve the measurement quality and is suitable for low SNR regime.

#### A. Our work and contributions

In this paper, we consider the problem of CSI acquisition during the initial access phase for designing the analog beamforming in an environment with a single-path channel. We formulate the CSI acquisition as an active learning of the angle-of-arrival (AoA) at the base station (BS) side where the user's beamforming vector is assumed to be fixed as illustrated in Fig 1. We consider two measures of performance for the proposed search scheme: the (expected) resolved beam width (AoA resolution) and the (expected) error probability. Based on the nature of the initial access protocol, we consider two

types of stopping criteria: fixed-length stopping, where a fixed amount of search time is allocated for the initial access phase, and variable-length stopping where search is conducted over a random stopping time. The contributions of the paper include:

- We formulate the initial beam alignment for massive MIMO as active learning of the AoA through multiple sequential and adaptive search beams. Our approach draws heavily from our prior work on algorithms for noisy search [2], active learning [14], and channel coding with feedback [9].
- We propose a new adaptive beamforming strategy utilizing the hierarchical beamforming codebook of [1]. The proposed adaptive strategy, hierarchical Posterior Matching (*hiePM*), accounts for the measurement noise and selects the beamforming vectors from the hierarchical beamforming codebook based on the posterior of the AoA. The design and analysis of *hiePM* extends our prior work of sorted posterior matching [2] and [9] for noisy search in that it restricts the search and the measurements to the practical and hierarchical beamforming patterns of [1].
- We analyze the proposed *hiePM* strategy and give an upper bound on the expected acquisition time of a variable-length *hiePM* search strategy required to reach a fixed (predetermined) target resolution and error probability in the AoA estimate. Even when the measurements are hard detected (1-bit quantized measurements) the achievable AoA acquisition rate and the error exponent of *hiePM* are shown (Corollary 2) to be significantly better than those for the search methods of [1] and the random hashing of [11] in all raw SNR regimes.
- We show, via extensive simulations that *hiePM* is suitable for both fixed-length and variable-length initial access and significantly outperforms the state-of-art search strategies of [1] and [11]. The numerical simulation shows that *hiePM* is capable of reaching a good resolution and error probability even in a low ( $< 5$ dB) SNR regime with reasonable expected search time overhead, demonstrating the possibility of stand-alone mmWave communication for the first time

#### B. Notations

We use boldface letters to represent vectors and use  $[n]$  as shorthand for the discrete set  $\{1, 2, \dots, n\}$ . We denote the space of probability mass functions on set  $\mathcal{X}$  as  $P(\mathcal{X})$ . We denote the Kullback-Leibler (KL) divergence between distribution  $P$  and  $Q$  by  $D(P\|Q) = \sum_x P(x) \log \frac{P(x)}{Q(x)}$ . The mutual information between random variable  $X$  and  $Y$  is defined as  $I(X, Y) = \sum_{x,y} p(x, y) \log \frac{p(x, y)}{p(x)p(y)}$ , where  $p(x, y)$  is the joint distribution and  $p(x)$  and  $p(y)$  are the marginals of  $X$  and  $Y$ . Let  $\text{Bern}(p)$  denote the Bernoulli distribution with parameter  $p$ , and  $I(q; p)$  denote the mutual information of the input  $X \sim \text{Bern}(q)$  and the output  $Y$  of a BSC channel with crossover probability  $p$ .  $C_1(p) := D(\text{Bern}(p)\|\text{Bern}(1-p))$  denotes the error exponent of hypothesis testing of  $\text{Bern}(p)$  versus  $\text{Bern}(1-p)$ .  $\mathcal{CN}(\mu, \Sigma)$  denotes multivariate complex Gaussian distribution and  $\mathcal{CN}(x; \mu, \Sigma)$  with mean  $\mu$

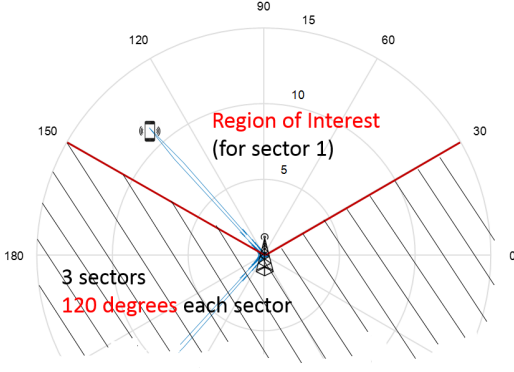


Fig. 2: Base Station Serving sector  $[30^\circ, 150^\circ]$  and a received beam at the BS formed by uniform linear array

and covariance matrix  $\Sigma$ .  $\text{Rice}(\mu, \sigma^2)$  denotes and Rician distribution and  $\text{Rice}(x; \mu, \sigma^2) := \frac{x}{\sigma^2} \exp\left(\frac{-(x^2 + \mu^2)}{2\sigma^2}\right) J_0\left(\frac{x\mu}{\sigma^2}\right)$  denotes its probability density function, where  $J_0(\cdot)$  is the modified Bessel function of the first kind with order zero.

## II. SYSTEM MODEL

We consider a sectorized cellular communication system operating in EHF (30-300 GHz) bands, where a sector is formed by the BS serving users in a range of angles  $[\Theta_1, \Theta_2]$  as depicted in Fig. 2. We focus on the model with one sector and a single user, where the interference from other sectors are assumed to be negligible. This assumption is justified due to high pathloss in the EHF bands [4], and the orthogonality (in time or code) of the transmissions from other users within the sector.

We consider a hardware architecture consisting of multiple antenna elements with a single RF chain [15] on both the BS and the user sides. Beamforming is applied on the antenna elements such that the power gain due to beamforming may compensate the high pathloss in the mmWave communication system. We use a pilot-based procedure where the users send out pilots to the BS while the BS combines the signal from the antenna elements to the RF chain by the beamforming vector  $\mathbf{w}_t \in \mathbb{C}^N$ . We will focus on the procedure of obtaining a good beamforming vector at the BS, while we assume a fixed beamforming vector at the user which allows us to model the user's antennas as a single virtual antenna.

Let  $N$  be the number of antennas at the BS,  $\sqrt{P}$  be the combined effect of the transmit power and the large-scale fading (pathloss and shadowing), and  $\mathbf{h} \in \mathbb{C}^N$  be the small-scale frequency flat fading vector, i.e.  $h_i$  is the small-scale fading between the single virtual antenna of the user and the  $i$ th antenna element at the BS. For small-scale channel modelling, we use the stochastic multi-path modelling (see Ch.7 in [16]) assumption with a single dominant path. Furthermore, we assume that the user's mobility is negligible, i.e. the channel vector  $\mathbf{h}$  is time invariant. In summary, we have the following assumption:

**Assumption 1.** *The small-scale channel can be described as:*

$$\mathbf{h} = \alpha \mathbf{a}(\phi), \quad (1)$$

where  $\alpha \in \mathbb{C}$  is the fading coefficient and

$$\mathbf{a}(\phi) := [1, e^{j\frac{2\pi d}{\lambda} \sin \phi}, \dots, e^{j(N-1)\frac{2\pi d}{\lambda} \sin \phi}] \quad (2)$$

is the array manifold created by the Angle-of-Arrival (AoA)  $\phi \in [\theta_1, \theta_2]$  with antenna spacing  $d$ . Furthermore, we assume that the fading coefficient,  $\alpha$ , and the AoA,  $\phi$ , are static in time.

Let time index  $t = 1, 2, \dots$  be the time frame in which the BS can adapt the beamforming vector  $\mathbf{w}_t$ . Each beamforming frame itself is divided into  $K$  slots of finer granularity either of time (e.g. CDMA) or of frequencies (e.g. OFDM subcarriers) where a spread sequence  $\{s_k^{(i)}\}_{k=1}^K$  of a user ( $i$ ) is sent over. We use orthogonal spread sequences among users. In other words, we assume:

**Assumption 2.** *Each arbitrary user uses a spreading sequence  $s_k$  such that  $\sum_k s_k s_k^* = 1$ . Furthermore, the spreading sequence  $\mathbf{s}$  and  $\mathbf{s}'$  associated with two different users are orthogonal:*

$$\sum_k s_k s'_k = 0. \quad (3)$$

With the assumption of orthogonality among users, correlating the pilot codes we can write the code-matched signal from a particular user as

$$\begin{aligned} y_t &\stackrel{(a)}{=} \sum_{k=1}^K \sqrt{P} \mathbf{w}_t^H \mathbf{h} s_k s_k^* + \mathbf{w}_t^H \sum_{k=1}^K \mathbf{n}_{t,k} s_k^* \\ &\stackrel{(b)}{=} \alpha \sqrt{P} \mathbf{w}_t^H \mathbf{a}(\phi) + \mathbf{w}_t^H \mathbf{n}_t, \end{aligned} \quad (4)$$

where  $\mathbf{n}_{t,k} \sim \mathcal{CN}(\mathbf{0}_{N \times 1}, \sigma^2 \mathbf{I})$  is the spatially uncorrelated AWGN noise at the antenna elements (we also assume that  $\mathbf{n}_{t,k}$  is *i.i.d.* across  $t$  and  $k$ ). Note that in (a) we used orthogonality of codes from different users as well as Assumption 1 on the static nature of the channel,  $\mathbf{h}$ , over the code resource  $k$ , while in (b) we used the single-path channel model of Assumption 1 and Assumption 2 that  $\sum_{k=1}^K s_k s_k^* = 1$ . Finally,  $\mathbf{n}_t := \sum_k \mathbf{n}_{t,k} s_k^* \sim \mathcal{CN}(\mathbf{0}_{N \times 1}, \sigma^2 \mathbf{I})$  is the equivalent noise at the output of the code-matched filter, such that  $y_t$  has a raw SNR equal to  $P/\sigma^2$  under no beamforming conditions.

In many practical scenarios, only a partial information about  $y_t$  is available to the BS. As a result, we consider the available signal to BS,  $z_t$ , be of the form

$$z_t = q(y_t), \quad (5)$$

where  $q(\cdot)$  represents a practically partial information processing such quantization function. With the received signal model in (4) and (5), we are now ready to describe the sequential beam search problem which adaptively designs the beamforming vectors  $\mathbf{w}_t$ .

### A. Sequential Beam Alignment via Active Learning

A sequential beam alignment problem in the initial access phase consists of a beamforming design strategy (possibly adaptive), a stopping time  $\tau$ , and a final beamforming vector design. Specifically, we consider a stationary beamforming strategy as a causal (possibly random) mapping function from past observations to the beamforming vector:  $\mathbf{w}_{t+1} =$

$\gamma(z_{1:t}, \mathbf{w}_{1:t})$ . Subsequently, the final beamforming vector selection  $b(\cdot)$  is a (possibly random) mapping determining the final beamforming vector to be exploited for communication,  $\hat{\mathbf{w}} = b(z_{1:\tau}, \mathbf{w}_{1:\tau})$ , as a function of the sequence of the observations gathered during the initial access phase  $[1 : \tau]$ . To reduce the reconfiguration time of the beamforming vector from  $\mathbf{w}_t$  to  $\mathbf{w}_{t+1}$ , we use a pre-designed beamforming codebook:

**Assumption 3.** *The beamforming vector is chosen from a pre-designed beamforming codebook  $\mathcal{W}^S$  with finite cardinality.*

Based on the nature of the protocol, we consider two criteria for selection of the length of the initial access phase:

**Fixed-length stopping time:** the user transmits a pre-determined number of frames during which the base station uses the beamforming vectors  $\mathbf{w}_1, \mathbf{w}_2, \dots, \mathbf{w}_T$ . After the total pre-determined number of frame,  $T$ , the BS makes a prompt decision on the final beamforming vector  $\hat{\mathbf{w}}$

**Variable-length stopping time:** the user sends out the initial access signal continually until a certain target link quality can be achieved by the final beamforming vector  $\hat{\mathbf{w}}$  with high probability. Under a variable-length setup, the BS sends an ACK to the user which ends the initial access phase.

In Sec. III, we propose an adaptive beam alignment algorithm with both types of the stopping rules, while our analysis in subsection III-C focuses on the variable-length stopping time  $\tau$ . Our numerical studies consider the performance under both stopping rules.

Since the best beamforming vector  $\hat{\mathbf{w}} = \mathbf{a}(\phi)$  can boost the SNR by a factor of  $N$ , the fading coefficient  $\alpha$  can also be estimated and equalized easily if the SNR at the RF chain (after antenna combining) is high enough. Therefore, under Assumption 1, one of the major goal of the initial access phase is to learn the AoA  $\phi$  so that BS can form a good beam toward that direction. Therefore, we can treat the sequential beam alignment problem by the methods of active learning [17], [14] as shown in Fig. 1, where the beamforming vector  $\mathbf{w}_t$  is equivalent to the query point and  $y_t$  the response in the learning problem. The adaptivity of  $\mathbf{w}_t$  reflects that the query points are actively chosen as considered in the active learning tasks.

The quality of the established link, under a single-path channel model  $\mathbf{h} = \alpha \mathbf{a}(\phi)$ , is determined by the accuracy of the final point estimate  $\hat{\phi}(y_{1:\tau}, \mathbf{w}_{1:\tau})$  of  $\phi$ . In particular, a point estimate  $\hat{\phi}$  together with a confidence interval  $\delta$  provides a robust beamforming with certain outage probability. Hence we measure the performance by the resolution and reliability of the final estimate  $\hat{\mathbf{w}}$ :

**Definition 1.** *Under Assumption 1, a sequential beam search strategy with an adaptive beamforming design  $\gamma$ , stopping time  $\tau$ , and final AoA estimation  $\hat{\phi}$  is said to have resolution  $\frac{1}{\delta}$  with error probability  $\epsilon$  if*

$$\mathbb{P}(|\hat{\phi} - \phi| > \delta) \leq \epsilon. \quad (6)$$

We note that, given sufficiently large number of antennas, one can increase the resolution  $1/\delta$  and decrease the error prob  $\epsilon$  by increasing the time of sample collection  $\tau$  or

equivalently by prolonging the initial access phase. In other words the effectiveness of an initial access algorithm shall also be measured by the expected number of samples  $\tau_{\epsilon, \delta}$  necessary to ensure a resolution  $1/\delta$  and error probability  $\epsilon$ . From an information theoretic viewpoint, one can think of a family of sequential adaptive initial access schemes that achieves acquisition rate  $R$  and reliability  $E$ :

**Definition 2.** *Under Assumption 1, a family of sequential adaptive initial access schemes achieves acquisition rate-reliability  $(R, E)$  if and only if*

$$R := \lim_{\delta \rightarrow 0} \frac{\log(\frac{1}{\delta})}{\mathbb{E}[\tau_{\epsilon, \delta}]}, \quad E := \lim_{\epsilon \rightarrow 0} \frac{\log(\frac{1}{\epsilon})}{\mathbb{E}[\tau_{\epsilon, \delta}]}. \quad (7)$$

*Remark 1.* The final beamforming vector (hence the quality of the established link) is determined by both the target resolution and the error  $(\delta, \epsilon)$ , written as  $\hat{\mathbf{w}}(z_{1:\tau}, \mathbf{w}_{1:\tau}, \epsilon, \delta)$ . Given a total communication time frame  $T$ , the expected data transmission rate, under the final beamforming vector  $\hat{\mathbf{w}}$ , is given as

$$\mathbb{E} \left[ \frac{T - \tau}{T} \log \left( 1 + \frac{P |\alpha \hat{\mathbf{w}}(z_{1:\tau}, \mathbf{w}_{1:\tau}, \epsilon, \delta)^H \mathbf{a}(\phi)|^2}{\sigma^2} \right) \right], \quad (8)$$

and is an important performance metric from a system point of view. This performance metric, however, requires a further system optimization over the length of the initial access phase,  $\tau$ , and the length of the communication phase,  $T$ , which is not the main focus of this paper. Therefore, in our analysis we focus on the parameters  $\epsilon$  and  $\delta$ . For a better and practical comparison of different initial beam search algorithms, the system performance of (8) is also evaluated in the numerical simulations for some nominal choice of  $\tau$  and  $T$ .

### B. Hierarchical Beamforming Codebook

We adopt the hierarchical beamforming codebook  $\mathcal{W}^S$  proposed in [1] with  $S$  levels of beam patterns such that the corresponding beams divide the space dyadically in a hierarchical manner such that the disjoint union of the beams in each level is the whole region of interest. The codebook consists of  $S$  different  $\mathcal{W}^S = \cup_{l=1}^S \mathcal{W}_l$  where  $\mathcal{W}_l$  is all the beam patterns whose main beam has a width  $\frac{|\Theta_2 - \Theta_1|}{2^l}$ . For each level  $l$ ,  $\mathcal{W}_l$  contains  $2^l$  beamforming vectors which divide the sector  $[\theta_1, \theta_2]$  into  $2^l$  directions, i.e.

$$[\Theta_1, \Theta_2] = \bigcup_{k=1}^{2^l} D_l^k, \quad (9)$$

each associated with a certain range of AoA  $D_l^k$ . The beamforming vector  $\mathbf{w}(D_l^k)$  is designed such that the beamforming gain  $|\mathbf{w}(D_l^k)^H \mathbf{a}(\phi)|$  is almost constant for AoA  $\phi \in D_l^k$  and almost zero for  $\phi \notin D_l^k$ .

Note that  $\mathcal{W}^S$  can be represented as a binary hierarchical tree, where each level- $l$  beam has two descendants in level  $l+1$  such that each level- $l$  beam is the union of two disjoint beams, i.e.,  $D_l^k = D_{l+1}^{2k} \cup D_{l+1}^{2k+1}$ . This binary tree hierarchy is illustrated in Fig. 3 with the beam patterns of the first two levels of the codebook. Note that, without loss of generality, the beamforming vectors in the codebook are assumed to have unit norm  $\|\mathbf{w}\|^2 = 1$ .





---

**Algorithm 1: Hierarchical Posterior Matching**


---

1 **Input:** target resolution  $\frac{1}{\delta}$ , target error probability  $\epsilon$ ,  
codebook  $\mathcal{W}^S$  ( $S = \log_2(1/\delta)$ ), fixed stopping time  $n$ ,  
*stopping-criterion, algorithm-type*

2 **Output:** Estimate of the AoA  $\hat{\phi}$

3 **Initialization:**  $\pi_i(0) = \delta$  for all  $i = 1, 2, \dots, 1/\delta$ ,

4 **for**  $t = 1, 2, \dots$  **do**

5   # Codeword selection from  $\mathcal{W}^S$ :

6    $k = 0$ ;

7   **for**  $l = 1, 2, \dots, S$  **do**

8     **if**  $\pi_{D_l^k}(t) > 1/2$  **then**

9       # select the larger descendent

10       $k \leftarrow \arg \max_{k'=2k, 2k-1} \pi_{D_{l+1}^{k'}}(t)$ ;

11     **else**

12       # stop and choose codeword closer to half

13        $(l_{t+1}, k_{t+1}) =$   
 $\arg \min_{(l', k')=(l, k), (l-1, \lceil \frac{k}{2} \rceil)} \left| \pi_{D_{l'}^{k'}}(t) - \frac{1}{2} \right|$  (15)

14       **break**;

15   # Codeword selection result

16    $\mathbf{w}_{t+1} = \mathbf{w}(D_{l_{t+1}}^{k_{t+1}})$  (16)

17   # Take next measurement

18    $y_{t+1} = \alpha \sqrt{P} \mathbf{w}_{t+1}^H \mathbf{a}(\phi) + \mathbf{w}_{t+1}^H \mathbf{n}_{t+1}$  (17)

19    $z_{t+1} = q(y_{t+1})$

20   # Posterior update by Bayes' Rule (Sec. III-B)

21    $\pi(t+1) \leftarrow z_{t+1}, \pi(t)$  (18)

22   # Stopping criteria

23   *case: stopping-criterion = fixed length (FL)*

24   **if**  $t+1 = n$  **then**

25     **break** (to final beamforming);

26   *case: stopping-criterion = variable length (VL)*

27   **if**  $\max_i \pi_i(t+1) > 1 - \epsilon$  **then**

28     **break** (to final beamforming);

29   # Final beamforming vector design

30    $\tau = t+1$  (length of the initial access phase)

31   *case: algorithm-type = fixed resolution (FR)*

32    $(\hat{l}, \hat{k}) = (S, \arg \max_k \pi_{D_S^k}(\tau))$  (19)

33   *case: algorithm-type = variable resolution (VR)*

34    $\hat{l} = \begin{cases} 1, & \max_k \pi_{D_1^k}(\tau) < 1 - \epsilon \\ \max\{l : \max_k \pi_{D_l^k}(\tau) \geq 1 - \epsilon\}, & o.w. \end{cases}$  (20)

35    $\hat{k} = \arg \max_k \pi_{D_{\hat{l}}^k}(\tau)$

36    $\hat{\mathbf{w}} = \mathbf{w}(D_{\hat{l}}^{\hat{k}})$

---

measurement  $z_t = y_t$ , the conditional distribution of  $z_t$  is a complex Gaussian, written as

$$f(z_{t+1} | \phi = \theta_i, \mathbf{w}_{t+1} = \gamma_h(\boldsymbol{\pi}(t))) \\ = \mathcal{CN}(z_{t+1}; \alpha \sqrt{P} \mathbf{w}_{t+1}^H \mathbf{a}(\theta_i), \sigma^2) \quad (22)$$

In the case where  $\alpha$  is not known, the algorithm is assumed to use an estimation-base approximation with the estimate  $\hat{\alpha}$ :

$$f(z_{t+1} | \phi = \theta_i, \mathbf{w}_{t+1} = \gamma_h(\boldsymbol{\pi}(t))) \\ \approx \mathcal{CN}(z_{t+1}; \hat{\alpha} \sqrt{P} \mathbf{w}_{t+1}^H \mathbf{a}(\theta_i), \sigma^2) \quad (23)$$

for the posterior update.

2) *1-bit measurement*  $z_t = \mathbb{1}(|y_t|^2 > v_t)$ :

For practical high speed ADC implementation, we consider an extreme quantization function of a 1-bit [20], [12] measurement model  $z_t = \mathbb{1}(|y_t|^2 > v_t)$ , where at each time instance  $t$  the BS only has 1-bit of information about whether or not the received power passes the threshold  $v_t$ . Equivalently, we can write the measurement model as

$$z_t = \mathbb{1}(\phi \in D_{l_t}^{k_t}) \oplus u_t(\phi), \quad u_t(\phi) \sim \text{Bern}(p_t(\phi)) \quad (24)$$

where  $u_t(\phi)$  is the equivalent Bernoulli noise with flipping probability  $p_t(\phi)$ . The setting of the threshold  $v_t$  and the corresponding flipping probability  $p_t(\phi)$  is given in Lemma 1. In this case, the conditional distribution of  $z_t$  can therefore be written as

$$f(z_{t+1} | \phi = \theta_i, \mathbf{w}_{t+1} = \gamma_h(\boldsymbol{\pi}(t))) \\ = \text{Bern}(z_{t+1} \oplus \mathbb{1}(\theta_i \in D_{l_t}^{k_t}); p_{t+1}(\theta_i)). \quad (25)$$

### C. Analysis

Our analysis for *hiePM* focuses on the variable-length stopping criteria with a fixed resolution and a fixed target error probability  $\epsilon$ , where by Algorithm 1 the variable-length stopping time  $\tau_{\epsilon, \delta}$  can be written as

$$\tau_{\epsilon, \delta} = \min\{t : 1 - \max_i \pi_i(t) \leq \epsilon\}. \quad (26)$$

We will also focus on the 1-bit measurement model described in Sec. III-B. Furthermore, we make the assumption of an ideal hierarchical beamforming codebook for the analysis:

**Assumption 4.** *The beam formed by the beamforming vector  $\mathbf{w}(D_l^k) \in \mathcal{W}^S$  has constant beamforming power gain for any signal of AoA  $\phi \in D_l^k$  and rejects any signal outside of  $D_l^k$ , i.e.*

$$|\mathbf{w}(D_l^k)^H \mathbf{a}(\phi)| = \begin{cases} G_l, & \text{if } \phi \in D_l^k \\ 0, & \text{if } \phi \notin D_l^k \end{cases}. \quad (27)$$

*Remark 4.* Assumption 4 is mainly for better presentation. This assumption is approximately true when we have massive number of antennas  $N \gg \frac{1}{\delta}$ . The deterioration of performance due to the imperfect beamforming, such as that resulting from sidelobe leakage, is not the focus of our analysis. In our numerical simulations, however, we will remove this assumption by investigating the performance of the algorithms under the actual beamforming pattern with finite number of antennas.

Under the 1-bit measurement  $z_t = \mathbb{1}(|y_t|^2 > v_t)$  with Assumption 4 and the optimal choice of the threshold  $v_t$  in Lemma 1, the flipping probability  $p_t(\phi)$  of the Bernoulli noise in (24) is independent of the AoA  $\phi$  and only depends on the beamforming codeword level  $l_t$  selected at time  $t$ . In particular, we have

$$p_t(\phi) = p[l_t] := \int_0^{v_t} \text{Rice}(x; PG_l^2, \sigma^2) dx, \quad (28)$$

where  $p[l] > p[l+1]$  and  $p[l] \rightarrow 0$  since  $G_l < G_{l+1}$  and  $G_l \rightarrow \infty$  as  $l \rightarrow \infty$  (assuming unlimited number of antenna) by the design of the codebook. Furthermore, we assume that  $\log_2(1/\delta)$  is an integer. Now we are ready to give an upper bound of the expected stopping time  $\tau_{\epsilon, \delta}$  with resolution  $\frac{1}{\delta}$  and outage probability  $\epsilon$  of the proposed *hiePM* sequential beam search algorithm:

**Theorem 1.** *By using codebook  $\mathcal{W}^S$  with  $S = \log_2(1/\delta)$  levels and assuming the perfect beamforming assumption (Assumption 4) and the 1-bit measurement model  $z_t = \mathbb{1}(|y_t|^2 > v_t)$  with the optimal choice of  $v_t$  in Lemma 1, the expected stopping time of *hiePM*, of resolution  $\frac{1}{\delta}$  and error probability  $\epsilon$ , can be upper bounded by*

$$\mathbb{E}[\tau_{\epsilon, \delta}] \leq \frac{\log(1/\delta)}{R_h} + \frac{\log(1/\epsilon)}{E_h} + o(\log(\frac{1}{\delta})), \quad (29)$$

where  $E_h = C_1(p[\log_2(1/\delta)])$ ,  $R_h = I(1/3; p[l'])$  with  $l' = \lfloor \frac{K_0 \lceil \log \log \frac{1}{\delta} \rceil}{\log 2} - 1 \rfloor$  and  $K_0$  is a constant defined in Lemma 4.

*Proof.* See Appendix C  $\square$

**Corollary 1.** *Let,  $\mathbb{E}[\tau_{\epsilon, \delta}] = n$ . For all values of  $\delta$  such that  $\delta \leq 2^{-nR_h}$ , the error probability of *hiePM* can be approximately upper bounded by*

$$\mathbb{P}(|\hat{\phi} - \phi| > \delta) \lesssim \exp\left(-nE_h \left(1 - \frac{\log(1/\delta)}{nR_h}\right)\right) \quad (30)$$

when  $\delta$  is small enough.

**Corollary 2.** *Under the same conditions and by Theorem 1, *hiePM* achieves acquisition rate*

$$\begin{aligned} \lim_{\delta \rightarrow 0} \frac{\log(1/\delta)}{\mathbb{E}[\tau_{\epsilon, \delta}]} &\geq \lim_{\delta \rightarrow 0} R_h \\ &= \lim_{\delta \rightarrow 0} I(1/3; p^*(\delta, \epsilon)) = 1 \end{aligned} \quad (31)$$

for arbitrarily small error  $\epsilon > 0$ , and error exponent

$$\lim_{\epsilon \rightarrow 0} \frac{\log(1/\epsilon)}{\mathbb{E}[\tau_{\epsilon, \delta}]} \geq \lim_{\epsilon \rightarrow 0} E_h = C_1(p[\log_2(1/\delta)]) \quad (32)$$

for any  $\delta > 0$ .

**Remark 5.** The integer assumption of  $\log_2(1/\delta)$  is for notational simplicity. If the desired resolution  $1/\delta$  is not of power of 2, one can simply take a higher resolution  $1/\delta' = 2^{\lceil \log_2(1/\delta) \rceil}$ . The corresponding upper bound in Theorem 1 can be written accordingly and the conclusion in Corollary 2 remains true.

**Remark 6.** The rate one in equation (31) implies that *hiePM* performs asymptotically ( $\delta \rightarrow 0$ ) in the same manner as a noiseless bisection search which is the optimal usage of the

hierarchical beamforming codebook  $\mathcal{W}^S$ . The asymptotically noiseless behavior is due to the fact that *hiePM* shrinks the AoA  $D_l^k$  quickly, together with Assumption 4 that an unlimited number of antennas allow the beamforming gain  $|\mathbf{w}(D_l^k)^H \mathbf{a}(\phi)|^2 = \frac{\pi}{|D_l^k|} \rightarrow \infty$  as  $l \rightarrow \infty$ . Compared with other beam alignment algorithms, non-adaptive random coding based strategies [11] are not able to shrink the AoA region of the search beam. Therefore, the corresponding acquisition rate of [11] rate is strictly lesser than 1. On the other hand, the adaptive noisy vanilla bisection algorithm in [1] has rate zero albeit the AoA region of the search beam shrinks over time. This is due to the fact that the noisy bisection of [1] in effect employs the repetition coding which has rate zero even with feedback (adaptivity).

**Remark 7.** To further compare our theoretical result of *hiePM* with prior works, we plot Corollary 2 together with error probability upper bounds of [1] and [11] in Fig. 5 with  $\mathbb{E}[\tau] = 28$ ,  $1/\delta = 128$  and  $\Theta = 120^\circ$  and the ideal beamforming assumption (Assumption 4). For the bisection algorithm of [1], we take the upper bound from the author's analysis for equal power allocation with fixed fading coefficient  $\alpha = 1$ . While for the random hashing of [11], we take an optimization of the number of directions over Gallager's random coding bound of BSC as

$$P_e \leq \min_q \exp(-28 \times E_{RC}(q)), \quad (33)$$

where  $E_{RC}(q) = \max_{0 \leq \rho \leq 1} \left(E_0(\rho, q) - \rho \times \frac{\log_2(128)}{28}\right)$  and

$$\begin{aligned} E_0(\rho, q) &= -\log \left( \left( q(p_q)^{\frac{1}{1+\rho}} + (1-q)(1-p_q)^{\frac{1}{1+\rho}} \right)^{1+\rho} \right. \\ &\quad \left. + \left( q(1-p_q)^{\frac{1}{1+\rho}} + (1-q)(p_q)^{\frac{1}{1+\rho}} \right)^{1+\rho} \right) \end{aligned} \quad (34)$$

with

$$p(q) := \int_0^{v_t} \text{Rice}(x; P \frac{3}{2q}, \sigma^2) dx, \quad (35)$$

where again  $v_t$  is optimally chosen according to Lemma 1. The illustration of Corollary 2 in Fig. 5 predicts the superior performance of *hiePM* over the prior works [1] and [11]. We note that for these upper bounds, *hiePM* and random hashing of [11] assumes a 1-bit quantizer, whereas the bisection method of [1] is favorably given the unquantized amplitude information. We will further show in numerical simulation (Fig. 7) that with practical beam patterns and unquantized measurements, the actual performance of *hiePM* not only is indeed better than the prior works but in fact achieves a significantly smaller error probability than our theoretical upper bound. Furthermore, we will see that the non-adaptive random hashing based method in [11] in fact outperforms the adaptive bisection in [1] due to the lack of a good coding of [1].

#### IV. NUMERICAL RESULTS

In this section, we compare the performance of the variants of our proposed *hiePM* algorithm against the bisection algorithm of [1], and an optimized random-code-based strategy, which is taken as the best case performance of the random

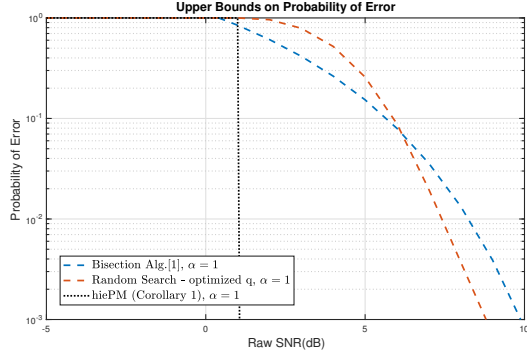


Fig. 5: Comparison of the theoretical upper bounds on error probability between *hiePM*, random coding, and the bisection algorithm of [1] as a function of raw SNR  $P/\sigma^2$ . The upper bound on *hiePM* is given by Corollary 1. While the upper bound on random coding is given by Gallager's bound as in (33), and the upper bound on the bisection algorithm is provided by [1].

hash-based solution of [11]. Before we proceed with this performance analysis, however, we first provide a summary of the simulation setup and parameters.

#### A. Simulation Setup and Parameters

We use the hybrid analog/digital system architecture described in II, where the BS has  $N = 64$  antennas, and the user has a single (virtual) antenna. Furthermore, we consider a normalized channel model with a single BS-user link, where the channel consists of a single path with fading coefficient  $\alpha$ . We consider both the case when the fading coefficient  $\alpha$  is known exactly  $\hat{\alpha} = \alpha$ , and the case when it is estimated with the estimation inaccuracy modelled as  $\hat{\alpha} \sim \mathcal{CN}(\alpha, \sigma_\alpha^2)$ . Finally, we consider learning the AoA with an angular resolution of  $1/\delta = 128$ , and an (expected) stopping time of  $E[\tau] = 28$ , i.e., with  $E[\tau]$  selections of beamforming vectors, hence, samples.

To provide a sense for the above normalized parameters, let us consider some candidate PHY layer solutions. In particular, when using the 5G new radio Physical Random Access Channel (PRACH) format B4 [21], the  $E[\tau] = 28$  samples translate to less than 2 ms acquisition time for sub-1-degree angular resolution within a  $[0^\circ, 120^\circ]$  sector. Furthermore, if we adopt the 3GPP TR 38.901 UMi LOS pathloss channel model (summarized in [22]), with 23 dBm maximum user power, -174 dBm/Hz thermal noise density, 5 dB receiver noise figure at BS, with a bandwidth of 100 MHz, in Fig. 6 we compute and illustrate the expected distance at which a target raw SNR is obtained. In other words, given the selection of this PHY layer and parameters, the practical raw SNR regime of interest is within -15 dB to 10 dB.

#### B. Algorithm Details and Parameters

The proposed algorithm *hiePM* is based on sequential beam refinement, but implements additional coding techniques, thus we focus on comparison to the bisection refinement of [1]

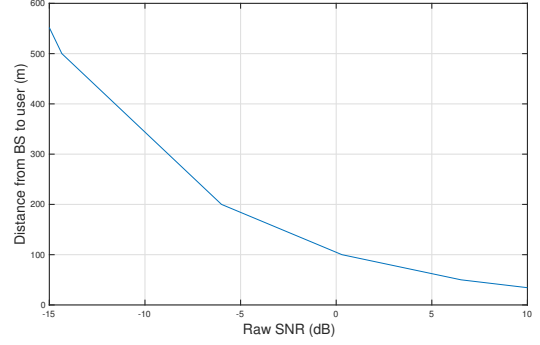


Fig. 6: Relationship between raw SNR  $P/\sigma^2$  and distance from BS to user, under the 3GPP TR 38.901 UMi LOS pathloss channel model (summarized in [22]), with 73GHz carrier frequency, 23 dBm maximum user power, -174 dBm/Hz thermal noise density, 5 dB receiver noise figure at BS, and a bandwidth of 100 MHz.

to highlight that the use of this coding strategy differentiates *hiePM* from existing beam refinement strategies.

For both *hiePM* and the bisection algorithm of [1], the finite set of beamforming vectors  $\mathcal{W}^S$  are designed with a hierarchical structure as described in II-B. The total number of levels is  $S = \log_2 1/\delta = 7$ . Correspondingly, for the bisection algorithm of [1], the number of beamforming vectors in each level is  $K = 2$ , and the power is allocated according to the equal power distribution strategy.

To represent non-adaptive algorithms that are a variation of random coding, such as the random hashing algorithm of [11], we compare to the random search algorithm that randomly scans the region of interest. The random search algorithm uses a codebook  $\mathcal{W}_n^q$  of size  $|\mathcal{W}_n^q| = \binom{n}{q}$  which consists of all possible beam patterns with total width  $\frac{q}{n}|\Theta_2 - \Theta_1|$ , where the region of interest  $|\Theta_2 - \Theta_1|$  has been divided into  $n$  non-overlapping directions, and  $q$  directions are probed in each beam pattern. At any time instant  $t$ , the random search algorithm randomly selects a beamforming vector  $\mathbf{w}_{t+1}$  from the pre-designed codebook  $\mathcal{W}_n^q$ . A fixed number of measurements  $\tau$  are taken according to (17) and the final beamforming vector is selected according to (18) and (19). The discretization parameter is set to  $n = 1/\delta = 128$ , we set  $\tau = 28$ , and we plot various values of  $q$ .

#### C. Simulation Results

In this section, we provide a comparative analysis of our proposed *hiePM* algorithm against prior work [1] and [11]. In particular, Fig. 7 plots the error probability as a function of raw SNR. In summary, Fig. 7 shows that both fixed-length and variable-length stopping variations of *hiePM* outperform the bisection algorithm of [1] as well as random coding, or random-hash based solutions of [11]. We also note that random beamforming codebooks outperform the bisection algorithm of [1] as expected by our analysis in Remark 6. By optimizing the coding rate  $q$ , and comparing against *hiePM* one can also fully characterize the adaptivity gain. Finally, we note that our



analytic upper bound is rather loose and *hiePM* performs significantly better.

1) *Probability of Error versus Raw SNR*: For the system and channel described above, we conduct the simulation scenario where the average error probability as a function of raw SNR is analyzed. We take the error probability of the AoA estimation to be the probability of selecting an erroneous final beamforming vector  $\text{Prob}\{\hat{\mathbf{w}}(z_{1:\tau}, \mathbf{w}_{1:\tau}, \epsilon, \delta) \neq \mathbf{w}(\{\phi\})\}$ .

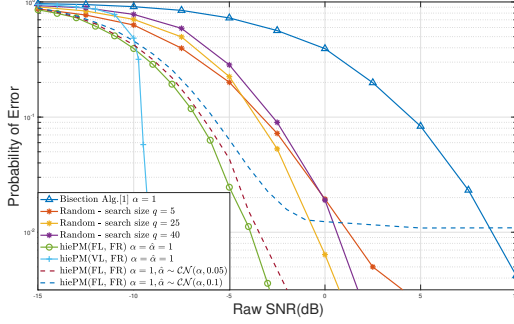


Fig. 7: Comparison of the error probability between *hiePM*, the random search algorithm, and the vanilla bisection algorithm of [1] as a function of raw SNR  $P/\sigma^2$ . Initial access length  $\tau = 28$ , achieved under 2 ms using the 5G NR PRACH format B4 [21] ( $E[\tau] = 28$  for variable-length stopping type), is used for acquiring the AoA with resolution  $1/\delta = 128$ .

For clarity, from now on we use the naming convention *hiePM(stopping-criterion, resolution-criterion)* to specify the case selections of stopping criteria and resolution-criteria in the proposed *hiePM* algorithm (detailed in algorithm 1). To ensure a reasonable comparison, we first discuss *hiePM*(FL, FR) which is most comparable to the bisection algorithm of [1] and the random search algorithm described above. Fig. 7 shows the superior performance of *hiePM*(FL, FR) with fixed and known fading coefficient  $\alpha = 1$  over both the bisection algorithm of [1] and the random search algorithm. We also notice that under reasonable tuning of parameter  $q$ , even the non-adaptive random search algorithm achieves better performance than the adaptive bisection algorithm of [1]. As we expected from Remark 6, the best performance is achieved by *hiePM* due to its sequential coding strategy, while the performance of the bisection algorithm of [1] suffers as it resembles a repetition code.

Improvements in the probability of error are further demonstrated by *hiePM*(VL, FR) with targeted error probability  $\epsilon$  selected such that  $E[\tau] = 28$ . The benefit of allowing a variable stopping time is evident in that it causes a sharp drop in the error probability at approximately -10 dB raw SNR. The error probability upper bound (Corollary 1) on *hiePM*(VL, FR) is also plotted. We see in Fig. 7 that this upper bound predicts the sharp slope of *hiePM*(VL, FR), theoretically guaranteeing a significant performance improvement in error probability for *hiePM*(VL, FR) over the bisection algorithm of [1] and the random search algorithm for large SNR. A further exploration of this sharp transition in the low ( $< 0$  dB) raw SNR regime is beyond the scope of this paper.

2) *Investigating effects of imperfect channel knowledge*: The bisection algorithm of [1] learns the AoA without any knowledge of the channel. It combines the procedures of AoA estimation and channel estimation. On the other hand our proposed algorithm *hiePM*, requires knowledge of the fading coefficient  $\alpha$  in the posterior update of Algorithm 1 (18). While a channel estimation procedure can be used to learn  $\alpha$  preceding *hiePM*, perhaps in a short preliminary phase, we explore the performance achieved using an estimate for the fading coefficient  $\hat{\alpha}$  instead. We find that the improved performance by *hiePM* over the bisection algorithm of [1] and the random search algorithm holds even without full knowledge of the fading coefficient  $\alpha$ . To see this we consider the case of a mismatched update rule (18) with an estimate for the fading coefficient  $\hat{\alpha} = \mathcal{CN}(\alpha, \sigma_\alpha^2)$ . We see that even under a reasonably mismatched estimate of the fading coefficient ( $\sigma_\alpha^2 = 0.05$ ), all *hiePM* based algorithms still achieve a lower probability of error than the bisection algorithm of [1]. In other words, the degradation due to estimation error is far less significant, saturating in error probability only at very large SNR ( $> 5$  dB).

3) *Communication (transmission) Rate versus Raw SNR*: Practically speaking, a more efficient AoA learning algorithm is advantageous in that it both reduces communication overhead and increases the accuracy of the final beamforming vector. Next, we empirically analyze the overall performance of a communication link established by the proposed algorithm *hiePM* in terms of the data transmission rate. The data transmission rate is evaluated according to equation (8), using the final beamforming vector  $\hat{\mathbf{w}}(z_{1:\tau}, \mathbf{w}_{1:\tau}, \epsilon, \delta)$  resulting from each algorithm. Due to its dependence on the on the final beamforming vector  $\hat{\mathbf{w}}$ , the data transmission rate encompasses both the design parameters  $\epsilon$  and  $\delta$ , which have been the focus of our analysis, while still providing an intuitive practical measure. We set the total communication time frame to  $T = 100 \times E[\tau]$  (further optimization of this parameter beyond the scope of this paper).

Fig. 8 shows the gain in transmission rate obtained by various implementations of the proposed algorithm *hiePM* over both the bisection algorithm of [1] and the random search algorithm for the system and channel described above as a function of raw SNR. The transmission rate when no beamforming is used is provided for reference. Fig. 8 shows that all variants of *hiePM* outperform the bisection algorithm of [1] significantly in the SNR regime of (-5dB to 5dB). On the other hand, the performance of the bisection algorithm of [1] approaches the performance of *hiePM* as SNR grows beyond 7dB or so. Fig. 8 also shows the benefits of opportunistically selecting the resolution of the final beam as is done under *hiePM*(FL, VR) according to (20). This is particularly important in very low SNR models (-15dB to -7dB) where *hiePM*(FL, VR) adapts the final beamforming vector to the final posterior distribution at time  $\tau$ , hence setting the angular resolution of the communication beam in an opportunistic manner. Even more importantly, this significant performance improvement is robust to channel estimation error and mismatched estimate of the fading coefficient  $\hat{\alpha}$ . To understand this phenomenon we refer to Fig. 7, where the error probability of finding the

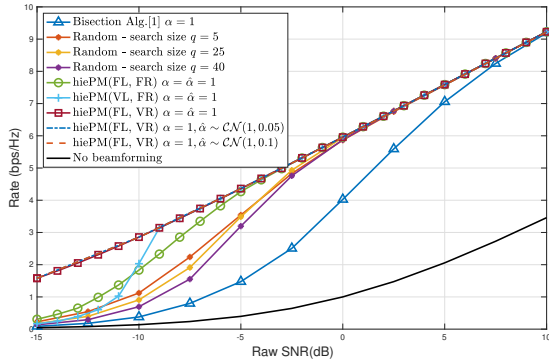


Fig. 8: Comparison of the transmission rates obtained by *hiePM*, the random search algorithm, and the vanilla bisection algorithm of [1] as a function of raw SNR  $P/\sigma^2$ . Initial access time  $\tau = 28$ , achieved under 2 ms using the 5G NR PRACH format B4 [21] ( $E[\tau] = 28$  for variable-length stopping). The transmission rate is given by (8) with the final beamforming vector  $\hat{\mathbf{w}}$  designed by the respective algorithm.

correct beam with resolution  $1/\delta$ , when SNR is less than -5dB, is non-negligible under *hiePM*(FL, FR), and *hiePM*(VL, FR).

## V. CONCLUSION AND FUTURE WORK

In this paper, we addressed the initial access problem for mmWave communication with beamforming techniques. With a single-path channel model, the proposed sequential beam search algorithm *hiePM* demonstrates a systematic way of actively learning an optimal beamforming vector among the hierarchical beamforming codebook of [1].

Using a single-path channel model, we characterize the performance of the proposed learning algorithm *hiePM* by the resolution and the error probability of learning the AoA, which are closely related to the link quality established by the final beamforming vector. We analyze *hiePM* by giving an upper bound of the expected search time  $\tau_{\epsilon, \delta}$  required to achieve a resolution  $1/\delta$  and error probability  $\epsilon$  in Theorem 1. As a corollary, we provide an upper bound on the error probability achieved with a search time  $\mathbb{E}[\tau_{\epsilon, \delta}]$ , and resolution  $1/\delta$  for *hiePM* in Corollary 1. We also specialize our analysis and compare the error exponent obtained by *hiePM* and the bisection method in [1]. A higher error exponent is shown across a wide range of SNR even when only 1-bit of information about the measurement is available to *hiePM*. The numerical simulations show a significant improvement on the communication rate over the previous vanilla bisection algorithm of [1] and random search algorithm modelled as a best case of [11], demonstrating a first work of possibilities of standalone mmWave communication.

Future direction of this work includes generalizing the channel model and considering multiple paths, as well as learning the fading coefficient together with the direction during beam search. On the theoretical end, closing the gap between the upper bound of error probability and its actual performance (demonstrated in Fig. 7) is worth pursuing of

theoretical interest. On the practical side, reducing the computation complexity of posterior and the need of the statistics will be helpful for implementation purpose.

## REFERENCES

- [1] Ahmed Alkhateeb, Omar El Ayach, Geert Leus, and Robert W Heath, "Channel Estimation and Hybrid Precoding for Millimeter Wave Cellular Systems," *IEEE Journal of Selected Topics in Signal Processing*, vol. 8, no. 5, pp. 831–846, 2014.
- [2] Sung En Chiu and Tara Javidi, "Sequential measurement-dependent noisy search," in *2016 IEEE Information Theory Workshop, ITW 2016*, 2016.
- [3] Songbai Yan, Kamalika Chaudhuri, and Tara Javidi, "Active Learning from Imperfect Labelers," in *Advances in Neural Information Processing Systems (NIPS)*, 2016.
- [4] George R. Maccartney, Junhong Zhang, Shuai Nie, and Theodore S. Rappaport, "Path loss models for 5G millimeter wave propagation channels in urban microcells," *GLOBECOM - IEEE Global Telecommunications Conference*, pp. 3948–3953, 2013.
- [5] Theodore S. Rappaport, Yunchou Xing, George R. MacCartney, Andreas F. Molisch, Evangelos Mellios, and Jianhua Zhang, "Overview of Millimeter Wave Communications for Fifth-Generation (5G) Wireless Networks-With a Focus on Propagation Models," *IEEE Transactions on Antennas and Propagation*, vol. 65, no. 12, pp. 6213–6230, 2017.
- [6] Andreas F. Molisch, Vishnu V. Ratnam, Shengqian Han, Zheda Li, Sinh Le Hong Nguyen, Linsheng Li, and Katsuyuki Haneda, "Hybrid Beamforming for Massive MIMO: A Survey," *IEEE Communications Magazine*, vol. 55, no. 9, pp. 134–141, 2017.
- [7] M. Giordani, M. Mezzavilla, C. N. Barati, S. Rangan, and M. Zorzi, "Comparative analysis of initial access techniques in 5g mmwave cellular networks," in *Proceedings of the 2016 Annual Conference on Information Science and Systems (CISS)*, March 2016, pp. 268–273.
- [8] Yonatan Kaspi, Ofer Shayevitz, and Tara Javidi, "Searching with Measurement Dependent Noise," *IEEE Transactions on Information Theory*, vol. 64, no. 4, pp. 2690–2705, 2018.
- [9] Anusha Lalitha, Nancy Ronquillo, and Tara Javidi, "Improved Target Acquisition Rates with Feedback Codes," *arXiv:1712.05865*, 2017.
- [10] Yahia Shabara, C. Emre Koksall, and Eylem Ekici, "Linear Block Coding for Efficient Beam Discovery in Millimeter Wave Communication Networks," *arXiv preprint arXiv:1712.07161*, 2017.
- [11] Omid Abari, Haitham Hassanieh, Michael Rodriguez, and Dina Katabi, "Millimeter Wave Communications: From Point-to-Point Links to Agile Network Connections," in *Proceedings of the 15th ACM Workshop on Hot Topics in Networks - HotNets '16*, 2016, pp. 169–175.
- [12] Yacong Ding, Sung En Chiu, and Bhaskar D. Rao, "Bayesian Channel Estimation Algorithms for Massive MIMO Systems with Hybrid Analog-Digital Processing and Low Resolution ADCs," *IEEE Journal on Selected Topics in Signal Processing*, vol. 12, no. 3, pp. 499–513, 2018.
- [13] 3GPP, "NR - Multi-connectivity - Overall description (Stage 2)," *3GPP TS 37.340*, 2018.
- [14] Mohammad Naghshvar, Tara Javidi, and Kamalika Chaudhuri, "Bayesian Active Learning With Non-Persistent Noise," *IEEE Transactions on Information Theory*, vol. 61, no. 7, pp. 4080–4098, 2015.
- [15] Wonil Roh, Ji Yun Seol, Jeong Ho Park, Byunghwan Lee, Jaekwon Lee, Yungsoo Kim, Jaewon Cho, Kyungwhoon Cheun, and Farshid Aryanfar, "Millimeter-wave beamforming as an enabling technology for 5G cellular communications: Theoretical feasibility and prototype results," *IEEE Communications Magazine*, vol. 52, no. 2, pp. 106–113, 2014.
- [16] David Tse and Pramod Viswanath, *Fundamentals of Wireless Communication, Chapter 07: MIMO I : spatial multiplexing and channel modeling*, Cambridge University Press, 2005.
- [17] Sanjoy Dasgupta, Daniel Hsu, and Claire Monteleoni, "A general agnostic active learning algorithm," *Nips*, vol. 20, no. 2, pp. 353–360, 2007.
- [18] Sung-En Chiu, Anusha Lalitha, and Tara Javidi, "Bit-wise Sequential Coding with Feedback," in *IEEE International Symposium on Information Theory*, 2018.
- [19] Ofer Shayevitz and Meir Feder, "Optimal feedback communication via posterior matching," *IEEE Transactions on Information Theory*, vol. 57, no. 3, pp. 1186–1222, 2011.

- [20] Junil Choi, Jianhua Mo, Student Member, and Robert W Heath Jr, "Near Maximum-Likelihood Detector and Channel Estimator for Uplink Multiuser Massive MIMO Systems With One-Bit ADCs," *IEEE Transactions on Communications*, vol. 64, no. 5, pp. 2005–2018, 2016.
- [21] Xingqin Lin, Jingya Li, Robert Baldemair, Thomas Cheng, Stefan Parkvall, Daniel Larsson, Havish Koorapaty, Mattias Frenne, Sorour Falahati, Asbjörn Grönlén, and Karl Werner, "5g new radio: Unveiling the essentials of the next generation wireless access technology," *CoRR*, vol. abs/1806.06898, 2018.
- [22] T. S. Rappaport, Y. Xing, G. R. MacCartney, A. F. Molisch, E. Mellios, and J. Zhang, "Overview of millimeter wave communications for fifth-generation (5g) wireless networks with a focus on propagation models," *IEEE Transactions on Antennas and Propagation*, vol. 65, no. 12, pp. 6213–6230, Dec 2017.
- [23] Ofer Shayevitz and Meir Feder, "A Simple Proof for the Optimality of Randomized Posterior Matching," *IEEE Transactions on Information Theory*, vol. 62, no. 6, pp. 3410–3418, 2016.
- [24] Mohammad Naghshvar, Tara Javidi, and Michèle Wigger, "Extrinsic Jensen-Shannon divergence: Applications to variable-length coding," *IEEE Transactions on Information Theory*, vol. 61, no. 4, pp. 2148–2164, 2015.
- [25] Cheuk Ting Li and Abbas El Gamal, "An efficient feedback coding scheme with low error probability for discrete memoryless channels," *IEEE International Symposium on Information Theory - Proceedings*, vol. 61, no. 6, pp. 416–420, 2014.
- [26] Mohammad Naghshvar and Tara Javidi, "Active sequential hypothesis testing," *Annals of Statistics*, vol. 41, no. 6, pp. 2703–2738, 2013.
- [27] Jianhua Lin, "Divergence Measures Based on the Shannon Entropy," *IEEE Transactions on Information Theory*, vol. 37, no. 1, pp. 145–151, 1991.
- [28] Fan Chung and Linyuan Lu, "Concentration Inequalities and Martingale Inequalities: A Survey," *Internet Mathematics*, vol. 3, no. 1, pp. 79–127, 2006.

## APPENDIX A

### OPTIMAL THRESHOLD FOR 1-BIT MEASUREMENT MODEL

The complete 1-bit measurement model in Sec. III-B is written as

$$\begin{aligned} y_{t+1} &= \alpha \sqrt{P} \mathbf{w}_{t+1}^H \mathbf{a}(\phi) + \mathbf{w}_{t+1}^H \mathbf{n}_{t+1} \\ z_{t+1} &= \mathbf{1}(|y_{t+1}|^2 > v_t) \\ &= \mathbf{1}(\phi \in D_{l_t}^{k_t}) \oplus u_t(\phi), \quad u_t(\phi) \sim \text{Bern}(p_t(\phi)) \end{aligned} \quad (36)$$

**Lemma 1.** *The threshold  $v_t$  that minimizes the maximum flipping probability  $p_t(\phi)$  for all  $\phi$  is given by the solution of the following equation*

$$\int_0^{v_t} \text{Rice}(x; PG, \sigma^2) dx = \int_{v_t}^\infty \text{Rice}(x; Pg, \sigma^2) dx, \quad (37)$$

where

$$\begin{aligned} G &:= \min_{\phi \in D_{l_t}^{k_t}} |\mathbf{w}^H(D_{l_t}^{k_t}) \mathbf{a}(\phi)|^2 \\ g &:= \max_{\phi \in [\Theta_1, \Theta_2] \setminus D_{l_t}^{k_t}} |\mathbf{w}^H(D_{l_t}^{k_t}) \mathbf{a}(\phi)|^2. \end{aligned} \quad (38)$$

*Proof.* Since  $|y_t|^2 \sim \text{Rice}(P|\mathbf{w}_t^H \mathbf{a}(\phi)|^2, \sigma^2)$ , we can write the flipping probability  $p_t(\phi)$  as:

if  $\phi \in D_{l_t}^{k_t}$ ,

$$\begin{aligned} p_t(\phi) &= \int_0^{v_t} \text{Rice}(x; P|\mathbf{w}_t^H(D_{l_t}^{k_t}) \mathbf{a}(\phi)|^2, \sigma^2) dx \\ &\leq \int_0^{v_t} \text{Rice}(x; PG, \sigma^2) dx, \end{aligned} \quad (39)$$

and if  $\phi \notin D_{l_t}^{k_t}$ ,

$$\begin{aligned} p_t(\phi) &= \int_{v_t}^\infty \text{Rice}(x; P|\mathbf{w}_t^H(D_{l_t}^{k_t}) \mathbf{a}(\phi)|^2, \sigma^2) dx \\ &\leq \int_{v_t}^\infty \text{Rice}(x; Pg, \sigma^2) dx, \end{aligned} \quad (40)$$

where the upper bound in (39) and (40) is reached by the minimizer and maximizer in 38, respectively. Since (39) is increasing in  $v_t$  and (40) is decreasing in  $v_t$ , setting them equal gives the minimax optimizer.  $\square$

## APPENDIX B

### AVERAGE LOG-LIKELIHOOD AND THE EXTRINSIC JENSEN-SHANNON DIVERGENCE

Our analysis follows similarly as in [18], [2] which analyzed a feedback coding scheme and an abstract adaptive target search algorithm, respectively. The analysis is based on the behavior of the posterior of the AoA

$$\pi_i(t) := \mathbb{P}(\phi = \theta_i \mid y_{1:t}, \mathbf{w}_{1:t}) \quad \text{for } i = 1, 2, \dots, \frac{1}{\delta} \quad (41)$$

over time  $t = 1, 2, \dots$ . Recall that the stopping time of *hiePM* is given by

$$\tau_{\epsilon, \delta} = \min\{t : 1 - \max_i \pi_i(t) \leq \epsilon\}, \quad (42)$$

which is the first hitting time of the posterior to the  $\epsilon$  corner of the probability simplex in  $\mathbb{R}^{\frac{1}{\delta}}$ .

Convex functionals on the probability simplex such as entropy, KL divergence, etc have been shown to be useful for analyzing adaptive systems [2], [23], [24], [25] with the Bayes' rule dynamics on the posterior distribution. Particularly, the functional average log-likelihood [24] has shown its usefulness in analyzing the behaviour of posterior in feedback coding system [18], dynamic spectrum sensing [9], hypothesis testing [26], active learning [26], etc. Here we review some useful concepts through the context of AoA estimation with sequential beamforming:

The average log-likelihood of the posterior  $\pi(t)$  is defined as

$$U(t) := \sum_{i=1}^{1/\delta} \pi_i(t) \log \frac{\pi_i(t)}{1 - \pi_i(t)}. \quad (43)$$

For any beamforming strategy  $\gamma : \pi(t) \rightarrow \mathbf{w}_{t+1}$ ,  $U(t)$  has the following useful properties

- 1)  $U(t)$  is a submartingale w.r.t.  $\pi(t)$  with expected drift *EJS*:

$$\mathbb{E}[U(t+1) \mid \pi(t)] = U(t) + \text{EJS}(\pi(t), \gamma), \quad (44)$$

where *EJS* is the Extrinsic Jensen-Shannon divergence, defined as

$$\text{EJS}(\pi(t), \gamma) = \sum_{i=1}^{1/\delta} \pi_i(t) D(P_{y_{t+1}|i, \gamma} \parallel P_{y_{t+1}|\neq i, \gamma}) \quad (45)$$

with

$$P_{y_{t+1}|\theta_i, \gamma} := f(y_{t+1} | \phi = \theta_i, \mathbf{w}_{t+1} = \gamma(\pi(t))) \quad (46)$$

and

$$P_{y_{t+1}|i,\gamma} = \sum_{j \neq i} \frac{\pi_j(t)}{1 - \pi_i(t)} P_{y_{t+1}|j,\gamma}. \quad (47)$$

- 2) Initial value  $U(0) = -\log(\frac{1}{\delta} - 1)$  is related to the resolution  $\frac{1}{\delta}$
- 3) Level crossing of  $U$  is related to the error probability as  $\pi_i(t) < 1 - \epsilon \forall i \Rightarrow U(t) < \log \frac{1-\epsilon}{\epsilon}$ .

Analyzing the random drift of  $U(t)$  from time 0 with the initial value  $U(0)$  up to the first crossing time  $\nu := \min\{t : U(t) \geq \log \frac{1}{\epsilon}\}$  is closely related to the expected drift given by  $EJS$ . In particular, we can then establish an upper bound for the expected stopping time  $\mathbb{E}[\tau_{\epsilon,\delta}]$  in terms of the predefined outage probability  $\epsilon$  and resolution  $1/\delta$ . Specifically, we have the following theorem:

**Fact 1** (Theorem 1 in [24]). *Define*

$$\tilde{\pi} := 1 - \frac{1}{1 + \max\{n, \log(1/\epsilon)\}}. \quad (48)$$

For any feedback coding scheme  $\gamma$ , if

$$EJS(\pi(t), \gamma) \geq R \quad \forall t \geq 0 \quad (49)$$

and

$$EJS(\pi(t), \gamma) \geq \tilde{\pi} E \quad \forall t \geq 0 \text{ s.t. } \max_i \pi_i(t) \geq \tilde{\pi}, \quad (50)$$

the expected decoding time associated with error probability  $\epsilon$  is bounded by

$$E[\tau_{\delta,\epsilon}] \leq \frac{\log(1/\delta)}{R} + \frac{\log(1/\epsilon)}{E} + o(\log(\frac{1}{\delta\epsilon})), \quad (51)$$

where  $o(\cdot)$  is such that  $\frac{o(\log(\frac{1}{\delta\epsilon}))}{\log(\frac{1}{\delta\epsilon})} \rightarrow 0$  as  $\delta \rightarrow 0$  or  $\epsilon \rightarrow 0$ .

On the other hand, in order to give lower bound for the EJS divergence, it is useful to introduce the Jensen Shannon (JS) divergence [27], defined as

$$JS(\pi(t), \gamma) := \sum_{i=1}^{1/\delta} \pi_i(t) D(P_{y_{t+1}|i,\gamma} \| P_{y_{t+1}}), \quad (52)$$

where  $P_{y_{t+1}} = f(y_{t+1}) = \sum_{i=1}^{1/\delta} P_{y_{t+1}|i,\gamma}$ .

**Fact 2** (Lemma 2 in [24]). *The EJS divergence is lower bounded by the Jensen Shanon (JS) divergence :*

$$EJS(\pi(t), \gamma) \geq JS(\pi(t), \gamma). \quad (53)$$

### APPENDIX C

#### VARIABLE-LENGTH ANALYSIS OF HIERARCHICAL POSTERIOR MATCHING

Here we provide the variable-length analysis of hierarchical Posterior Matching by using the EJS. Throughout this section, we will focus on the settings and assumptions in Theorem 1, where the beam pattern is perfect (Assumption 4) and 1-bit measurements are used. The corresponding EJS is written as

$$EJS(\pi(t), \gamma_h) = \sum_{i=1}^{1/\delta} \pi_i(t) D(P_{\hat{y}_{t+1}|i,\gamma_h} \| P_{\hat{y}_{t+1}|\neq i,\gamma_h}) \quad (54)$$

with the 1-bit measurement model

$$P_{\hat{y}_{t+1}|\theta_i,\gamma} := \text{Bern}(\hat{y}_{t+1} \oplus \mathbf{1}(\theta_i \in D_{l_t}^{k_t}); p[l_t]). \quad (55)$$

#### A. Proof of Theorem 1

Let  $\gamma_h$  be the *hiePM* feedback coding scheme. By the same method in [18], the EJS can be lower bounded by

$$EJS(\pi(t), \gamma_h) \geq I(1/3; p[l_{t+1}]), \quad \forall t \quad (56)$$

$$EJS(\pi(t), \gamma_h) \geq \tilde{\pi} C_1(p[\log_2(1/\delta)]), \quad \forall \max_i \pi_i \geq \tilde{\pi}. \quad (57)$$

(for completeness, we include the proof of equation (56) and (57) in Lemma 2). By (56), (57) and Fact 1, we immediately have

$$\mathbb{E}[\tau_{\epsilon,\delta}] \leq \frac{\log(1/\delta)}{I(1/3; p[1])} + \frac{\log(1/\epsilon)}{C_1(p[\log_2(1/\delta)])} + o(\log(\frac{1}{\delta\epsilon})). \quad (58)$$

The gap from  $I(1/3; p[1])$  to  $I(1/3; p[l])$  is done similarly as in [2]: we need to further show that *hiePM* is able to zoom-in to higher level beamforming and effectively with less noisy measurements ( $p[\frac{K_0 \lceil \log \log \frac{1}{\delta} \rceil}{\log 2} - 1] < p[1]$ ) for the most of the time during initial access (Lemma 4). Indeed, let  $E_t = \{l_{t+1} < \frac{K_0 \lceil \log \log \frac{1}{\delta} \rceil}{\log 2} - 1\}$  be the event of using a lower level codeword and let  $F_n = \bigcup_{t=n}^{\infty} E_t$ , by total expectation theorem and the union bound we have

$$\begin{aligned} \mathbb{E}[\tau_{\epsilon,\delta}] &= \int_{\Omega} \tau_{\epsilon,\delta} d\mathbb{P} \leq \sum_{t=n}^{\infty} \int_{E_t} \tau_{\epsilon,\delta} d\mathbb{P} + \int_{F_n^C} \tau_{\epsilon,\delta} d\mathbb{P} \\ &= \sum_{t=n}^{\infty} \int_{E_t} \mathbb{E}[\tau_{\epsilon,\delta} | \pi(t)] d\mathbb{P} + \int_{F_n^C} \mathbb{E}[\tau_{\epsilon,\delta} | \pi(n)] d\mathbb{P}. \end{aligned} \quad (59)$$

By the time homogeneity of the Markov Chain  $\pi(t)$  together with Lemma 2, we can upper bound the two terms associated with the “good” event  $F_n^C$  and the “bad” but low probability event  $E_t$  in (59) as

$$\begin{aligned} \int_{E_t} \mathbb{E}[\tau_{\epsilon,\delta} | \pi(t)] d\mathbb{P} &\leq \mathbb{P}(E_t) \times \\ &\left( t + \frac{\log \frac{1}{\delta}}{I(1/3; p[1])} + \frac{\log \frac{1}{\epsilon}}{C_1(p[\log_2(1/\delta)])} + o(\log(\frac{1}{\delta\epsilon})) \right). \end{aligned} \quad (60)$$

and

$$\begin{aligned} \int_{F_n^C} \mathbb{E}[\tau_{\epsilon,\delta} | \pi(n)] d\mathbb{P} &\leq \\ n + \frac{\log \frac{1}{\delta}}{I(1/3; p[l'])} + \frac{\log \frac{1}{\epsilon}}{C_1(p[\log_2(1/\delta)])} + o(\log(\frac{1}{\delta\epsilon})), \end{aligned} \quad (61)$$

where  $l' := \frac{K_0 \lceil \log \log \frac{1}{\delta} \rceil}{\log 2} - 1$ . Plugging (60) and (61) back to (59) and further with Lemma 3 upper bounding  $\mathbb{P}(E_t)$ , we have

$$\begin{aligned} \mathbb{E}[\tau_{\epsilon,\delta}] &\leq \frac{k_0 e^{-nE_0}}{1 - e^{-E_0}} \left( n + \frac{\log \frac{1}{\delta}}{I(1/3; p[1])} + \frac{\log \frac{1}{\epsilon}}{C_1(p[\log_2(1/\delta)])} \right) \\ &\quad + n + \frac{\log \frac{1}{\delta}}{I(1/3; p[l'])} + \frac{\log \frac{1}{\epsilon}}{C_1(p[\log_2(1/\delta)])} + o(\log(\frac{1}{\delta\epsilon})) \end{aligned} \quad (62)$$

for  $n > \frac{(l'+1) \log 2}{K_0}$ . Finally letting  $n = \lceil \log \log \frac{1}{\delta\epsilon} \rceil$  in equation (62), we conclude the assertion of the theorem.

### B. Technical Lemmas

**Lemma 2.** Using the *hiePM* beamforming strategy  $\gamma_h$  on codebook  $\mathcal{W}^S$  with  $S = \log_2(1/\delta)$ , we have

$$EJS(\pi(t), \gamma_h) \geq I(1/3; p[l_{t+1}]), \forall t \quad (63)$$

$$EJS(\pi(t), \gamma_h) \geq \tilde{\pi} C_1(p[\log_2(1/\delta)]), \forall \max_i \pi_i \geq \tilde{\pi} \quad (64)$$

*Proof.* We first prove equation (64). By the selection rule of *hiePM*, the last level beamforming  $\mathbf{w}_t = \mathbf{w}(D_S^{k_t})$  is used whenever  $\max_i \pi_i(t) \geq \tilde{\pi} > 1/2$ . Therefore,

$$\begin{aligned} EJS(\pi(t), \gamma_h) &= \sum_{i=1}^{1/\delta} \pi_i(t) D\left(P_{\hat{y}_{t+1}|i, \gamma_h} \parallel P_{\hat{y}_{t+1} \neq i, \gamma_h}\right) \\ &\geq \tilde{\pi} D\left(P_{\hat{y}_{t+1}|i, \gamma_h} \parallel P_{\hat{y}_{t+1} \neq i, \gamma_h}\right) \\ &= \tilde{\pi} D(\text{Bern}(1-p[S]) \parallel \text{Bern}(p[S])) \\ &= \tilde{\pi} C_1(p[\log_2(1/\delta)]). \end{aligned} \quad (65)$$

It remains to show equation (63). For notational simplicity, let

$$\rho \equiv \pi_{D_{l_{t+1}}^{k_{t+1}}}(t) := \sum_{\theta_i \in D_{l_{t+1}}^{k_{t+1}}} \pi_i(t) \quad (66)$$

and  $B^0 \equiv \text{Bern}(p[l_{t+1}])$ ,  $B^1 \equiv \text{Bern}(1-p[l_{t+1}])$ . We separate the proof into two cases:

If  $\rho > 2/3$ , we know that  $l_{t+1} = S$  by the selection rule of *hiePM*. Therefore, the set  $D_{l_{t+1}}^{k_{t+1}}$  contains only 1 angle. Let  $D_{l_{t+1}}^{k_{t+1}} = \{\theta^*\}$ , we have

$$\begin{aligned} EJS(\pi(t), \gamma_h) &= \sum_{i=1}^{1/\delta} \pi_i(t) D\left(P_{\hat{y}_{t+1}|i, \gamma_h} \parallel P_{\hat{y}_{t+1} \neq i, \gamma_h}\right) \\ &= \rho D(B^1 \parallel B^0) \\ &+ \sum_{i: \theta_i \neq \theta^*} \pi_i(t) D\left(B^0 \parallel \frac{\rho}{1-\pi_i(t)} B^1 + \frac{1-\rho-\pi_i(t)}{1-\pi_i(t)} B^0\right) \\ &\stackrel{(a)}{\geq} D\left(B^0 \parallel \frac{1}{2} B^1 + \frac{1}{2} B^0\right) \\ &= I(1/2; p[l_{t+1}]) \geq I(1/3; p[l_{t+1}]), \end{aligned} \quad (67)$$

where (a) is by the fact that  $D(B^1 \parallel B^0) = D(B^0 \parallel B^1)$  and that  $D(B^0 \parallel \alpha B^1 + (1-\alpha) B^0)$  is increasing in  $\alpha$  for  $0 \leq \alpha \leq 1$ , together with  $\frac{\rho}{1-\pi_i(t)} > 2/3 > 1/2$ .

For the other case where  $\rho \leq 2/3$ , again by the selection rule of *hiePM*, we have  $1/3 \leq \rho \leq 2/3$ . Now we can lower bound the *EJS* as

$$\begin{aligned} EJS(\pi(t), \gamma_h) &\stackrel{(a)}{\geq} JS(\pi(t), \gamma_h) \\ &= \rho D\left(B^1 \parallel \rho B^0 + (1-\rho) B^1\right) \\ &\quad + (1-\rho) D\left(B^0 \parallel \rho B^0 + (1-\rho) B^1\right) \\ &= I(\rho; p[l_{t+1}]) \stackrel{(b)}{\geq} I(1/3; p[l_{t+1}]) \end{aligned} \quad (68)$$

where (a) is by Fact 2 and (b) is by the concavity of the mutual information w.r.t the input distribution, the symmetric of  $I(\rho; p[l_{t+1}])$  around  $\rho = 1/2$  for symmetric channels, and

together with  $1/3 \leq \rho \leq 2/3$ . This concludes the assertion.  $\square$

**Lemma 3.** Using the *hiePM* beamforming strategy  $\gamma_h$  on codebook  $\mathcal{W}^S$  with  $S = \log_2(1/\delta)$ , we have

$$\mathbb{P}(E_t) := \mathbb{P}(l_{t+1} \leq l) \leq k_0 e^{-E_0 t} \quad (69)$$

for all  $t > \frac{\log(l+1) \log 2}{K_0}$ , where  $k_0 = e^{\frac{K_0(l+1) \log 2}{(2l \log 2 + K_0)^2}}$ ,  $E_0 = \frac{K_0^2}{2(2l \log 2 + K_0)^2}$ , and  $K_0 > 0$  is a constant defined in Lemma 4.

*Proof.* Let  $\pi^{\{l\}}(t)$  and  $U^{\{l\}}(t)$  be the nested posterior of level  $l$  and its averaged log-likelihood, defined in Appendix D, equations (73) and (74). Note that  $U^{\{l\}}(t) \geq \log 2$  implies that  $\max_q \pi_q^{\{l\}}(t) \geq 2/3$ , and in turn implies that  $l_{t+1} > l$  by the selection rule of *hiePM*. Therefore, it suffices to show that

$$\mathbb{P}(U^{\{l\}}(t) < \log 2) \leq k_0 e^{-E_0 t} \quad \forall t > T_0. \quad (70)$$

We will show (70) using submartingale properties of  $U^{\{l\}}(t)$  with Azuma's inequality [28]. Indeed, by Lemma 4 in Appendix D,  $U^{\{l\}}(t) - K_0 t$  is a submartingale. Furthermore, we have bounded differences for this submartingale, *i.e.*

$$|U^{\{l\}}(t+1) - U^{\{l\}}(t) + K_0| \leq 2l \log 2 + K_0, \quad (71)$$

for all  $t \geq 0$ . Hence we have

$$\begin{aligned} \mathbb{P}(U^{\{l\}}(t) < \log 2) &= \mathbb{P}(U^{\{l\}}(t) - K_0 t - U^{\{l\}}(0) < (l+1) \log 2 - K_0 t) \\ &\stackrel{(a)}{\leq} \exp\left(-\frac{((l+1) \log 2 - K_0 t)^2}{2t(2l \log 2 + K_0)^2}\right) \stackrel{(b)}{\leq} k_0 e^{-E_0 t} \end{aligned} \quad (72)$$

for  $t > \frac{\log(l+1) \log 2}{K_0}$ , where (a) is by Azuma's inequality and (b) is by expanding the quadratic terms and rearrangements.  $\square$

### APPENDIX D NESTED POSTERIOR AND ITS EJS

In this section, we introduce the nested posterior and its EJS lower bound (Lemma 4), which are used for proving Lemma 3. Let posterior  $\pi_i(t)$  with  $i = 1, 2, \dots, 2^S$ . We define a nested posterior  $\pi^{\{l\}}$  of level  $l < S$  with length  $2^l$  as

$$\pi_q^{\{l\}}(t) := \sum_{i \in \text{bin}(q)} \pi_i(t), \quad q = 1, 2, \dots, 2^l, \quad (73)$$

where  $\text{bin}(q) := \{(q-1)2^{S-l} + 1, \dots, q2^{S-l}\}$ . Further, we define the functional log-likelihood on  $\pi^{\{l\}}$  as

$$U^{\{l\}}(t) := \sum_{q=1}^{2^l} \pi_q^{\{l\}}(t) \log \frac{\pi_q^{\{l\}}(t)}{1 - \pi_q^{\{l\}}(t)}. \quad (74)$$

For any beamforming strategy  $\gamma : \pi^{\{S\}}(t) \rightarrow \mathbf{w}_{t+1}$  on the level  $S$  posterior, the level  $l < S$  log-likelihood  $U^{\{l\}}(t)$  is a submartingale w.r.t.  $\pi(t)$ . The expected drift can be written as

$$\begin{aligned} \mathbb{E}[U^{\{l\}}(t+1) \mid \pi(t)] &= U^{\{l\}}(t) + EJS(\pi^{\{l\}}(t), \gamma; \pi(t)), \end{aligned} \quad (75)$$



where

$$\begin{aligned} EJS(\pi^{\{l\}}(t), \gamma; \pi(t)) \\ = \sum_{q=1}^{2^l} \pi_q^{\{l\}}(t) D\left(P_{y_{t+1}|q, \gamma} \parallel P_{y_{t+1} \neq q, \gamma}\right) \end{aligned} \quad (76)$$

with

$$\begin{aligned} P_{y_{t+1} \in \text{bin}(q), \gamma} &:= \frac{1}{\sum_{i \in \text{bin}(q)} \pi_i(t)} \\ &\times \sum_{i \in \text{bin}(q)} \pi_i(t) f(y_{t+1} | \phi = \theta_i, \mathbf{w}_{t+1} = \gamma(\pi(t))) \end{aligned} \quad (77)$$

and

$$\begin{aligned} P_{y_{t+1} \notin \text{bin}(q), \gamma} &:= \frac{1}{\sum_{i \notin \text{bin}(q)} \pi_i(t)} \\ &\times \sum_{i \notin \text{bin}(q)} \pi_i(t) f(y_{t+1} | \phi = \theta_i, \mathbf{w}_{t+1} = \gamma(\pi(t))). \end{aligned} \quad (78)$$

**Lemma 4.** *With same assumptions as Theorem 1, using hiePM with codebook  $\mathcal{W}^S$  on  $\pi(t) \equiv \pi^{\{S\}}(t)$ , we have*

$$\begin{aligned} EJS(\pi^{\{l\}}(t), \gamma_h; \pi(t)) &\geq K_0 := \min \left\{ I\left(\frac{1}{3}, p[1]\right), \right. \\ &\left. \frac{2}{3} D\left(\frac{1}{3} \text{Bern}(1-p[1]) + \frac{2}{3} \text{Bern}(p[1]) \parallel \text{Bern}(p[1])\right) \right\} \end{aligned} \quad (79)$$

for all  $t > 0$ , for any  $l < S$ .

*Proof.* Given any  $l < S$ , if the selected codeword  $\mathbf{w}(D_{l_{t+1}}^{k_{t+1}})$  is such that  $l_{t+1} \leq l$ , by Lemma 2 we conclude the results. If otherwise  $l_{t+1} > l$ , then for any  $\theta_i \in D_{l_{t+1}}^{k_{t+1}}$ ,  $i \in \text{bin}(q_t)$  for some  $q_t$ . For notational simplicity, let  $\rho \equiv \pi_{D_{l_{t+1}}^{k_{t+1}}}(t) := \sum_{\theta_i \in D_{l_{t+1}}^{k_{t+1}}} \pi_i(t)$  and  $B^0 \equiv \text{Bern}(p[l_{t+1}])$ ,  $B^1 \equiv \text{Bern}(1-p[l_{t+1}])$ . We have

$$\begin{aligned} EJS(\pi^{\{l\}}(t), \gamma; \pi(t)) \\ = \sum_{q=1}^{2^l} \pi_q^{\{l\}}(t) D\left(P_{y_{t+1}|q, \gamma} \parallel P_{y_{t+1} \neq q, \gamma}\right) \\ \stackrel{(a)}{\geq} \frac{2}{3} D(\rho B^1 + (1-\rho)B^0 \parallel B^0) \stackrel{(b)}{\geq} \frac{2}{3} D\left(\frac{1}{3} B^1 + \frac{2}{3} B^0 \parallel B^0\right) \\ \geq \frac{2}{3} D\left(\frac{1}{3} \text{Bern}(1-p[1]) + \frac{2}{3} \text{Bern}(p[1]) \parallel \text{Bern}(p[1])\right). \end{aligned} \quad (80)$$

where (a) and (b) are by the selection rule of hiePM that  $\pi_{q_t}^{\{l\}}(t) > 2/3$  whenever  $l_t > l$  and that  $1/3 \leq \rho \leq 2/3$ . This concludes the assertion.  $\square$