

Reconstructing the dark matter and dark energy interaction scenarios from observations

Weiqliang Yang,^{1,*} Narayan Banerjee,^{2,†} Andronikos Paliathanasis,^{3,4,‡} and Supriya Pan^{5,§}

¹*Department of Physics, Liaoning Normal University, Dalian, 116029, P. R. China*

²*Department of Physical Sciences, Indian Institute of Science Education and Research, Kolkata, Mohanpur 741246, West Bengal, India*

³*Instituto de Ciencias Físicas y Matemáticas, Universidad Austral de Chile, Valdivia, Chile*

⁴*Institute of Systems Science, Durban University of Technology, PO Box 1334, Durban 4000, Republic of South Africa*

⁵*Department of Mathematics, Presidency University, 86/1 College Street, Kolkata 700073, India*

We consider a class of interacting dark energy models in a flat and nonflat FLRW universe where the interaction is characterized by the modified evolution of the pressureless dark matter as $a^{-3+\delta(a)}$, a being the FLRW scale factor and $\delta(a)$ quantifies the interaction rate. By assuming the most natural and nonsingular parametrization for $\delta(a)$ as $\delta(a) = \sum_i \delta_i (1-a)^i$, where δ_i 's ($i = 0, 1, 2, 3, \dots$) are constants, we reconstruct the expansion history of the universe for three particular choices of the DE sector using different cosmological datasets. Our analyses show that the non-interacting scenario is consistent with the observations while the interaction is not strictly ruled out. We reconstruct in the following way. We start with the first two terms of $\delta(a)$ above and constrain δ_0, δ_1 . Then we consider up to the second order terms in $\delta(a)$ but fix δ_0, δ_1 to their constrained values and constrain δ_2 ; similarly we constrain δ_3 , and finally we constrain $(\delta_0, \delta_1, \delta_2, \delta_3)$ by keeping all of them to be free as a generalized case. Our reconstruction technique shows that the constraints on δ_2 (fixing δ_0 and δ_1) and δ_3 (fixing δ_0, δ_1 and δ_2) are almost zero for any interaction model and thus the effective scenario is well described by the linear parametrization $\delta(a) \simeq \delta_0 + \delta_1(1-a)$. Additionally, a strong negative correlation between δ_0, δ_1 is observed independently of the dark energy fluid and the curvature of our universe.

PACS numbers: 98.80.-k, 95.36.+x, 95.35.+d, 98.80.Es

I. INTRODUCTION

Observational evidences from a series of astronomical sources firmly point towards an accelerating phase of the universe at the present epoch. Theoretically this accelerating phase is realized either by introducing some dark energy fluid in the context of Einstein gravity or by introducing new gravitational theories different from General Relativity. Concerning the dark energy problem, one of the simplest dark energy candidate is the cosmological constant Λ . Along with a cold dark matter (CDM), this model accounts for the current cosmological data quite effectively but it suffers from the major problem, the so-called ‘‘Fine-tuning’’ problem [1, 2, 3, 4]. The Fine-tuning problem has to do with the huge mismatch of the theoretically predicted value of Λ which is ~ 120 orders of magnitude larger than the value consistent with observations. In order to overpass this major problem, various cosmological models has been proposed such as the introduction of scalar fields, or matter sources with exotic equations of state, modification of Einstein’s General Relativity and many others, see [5, 6, 7, 8, 9, 10, 11, 12, 13, 14, 15, 16, 17, 18, 19] and

references therein.

In this work we shall deal with cosmological models where an interaction exists between the fluid terms in the dark sector; that is, the dark energy and dark matter do not satisfy the conservation equations independently. The conservation of energy is satisfied only for the combined dark sector. The interaction mechanism became focused and popular in the cosmological regime when such models were found to explain the cosmic coincidence problem [20, 21, 22, 23, 24], another crucial problem of modern cosmology. However, if one looks back into the literature, one can find that the original proposal of an interaction between the matter fields was motivated to explain the lowest value of the cosmological constant [25]. Now, in presence of an interaction, the conservation laws for the cold dark matter (CDM) and the dark energy (DE) can be recast as $\nabla_\nu T_c^{\mu\nu} = -Q_c$ and $\nabla_\nu T_x^{\mu\nu} = Q_x$, where $Q_c = Q_x = Q$ such that $\nabla_\nu (T_c^{\mu\nu} + T_x^{\mu\nu}) = 0$. Here, Q is the energy transfer rate or the interaction function which characterizes the strength and direction of energy flow between the dark sectors; c, x stand for the CDM and DE sectors respectively. However, there is no pressing need to choose a particular form of the interaction, except perhaps the requirement that the interaction is non-gravitational, but indeed there are ways to choose an ansatz for the interaction rate and estimate the interaction parameters from available data.

The basic motivation for introducing the interaction is that there is no a priori reason for assuming that there is

*Electronic address: d11102004@163.com

†Electronic address: narayan@iiserkol.ac.in

‡Electronic address: anpaliat@phys.uoa.gr

§Electronic address: supriya.maths@presiuniv.ac.in

none. The interaction that is considered is certainly not gravitational, but there is hardly any preferred model for the interaction. However, it has been consistently observed that the interaction in the dark sector might be able to reconcile the tensions in the Hubble constant H_0 [26, 27, 28, 29] and in the amplitude of the matter power spectrum σ_8 [30, 31]. Thus, the mechanism of interaction in the dark sector got massive attention in the cosmological community in the recent time. We shall refer to quite a few of the works already there in the literature in relevant places, but for a very thorough review, we refer two works, one by Bolotin, Kostenko, Lemets and Yerokhin [32] and other work by Wang, Abdalla, Atro-Barandela and Pavón [33].

In a Friedmann-Lemaître-Robertson-Walker universe, if the interaction is not present, then one can easily see that CDM sector, for which the pressure is zero, evolves as a^{-3} where a is the scale factor of this universe. Certainly, if we allow an interaction in the dark sector, then the evolution of the CDM will deviate from this usual evolution law.

A small deviation from the CDM evolution can be looked as a modification of the evolution of the matter density as $a^{-3+\delta}$, where δ could be either constant or variable. In the next section we shall show that such evolution of the CDM sector effectively reduces to a particular interaction function. If δ is treated as a variable, then one can explore several possibilities and moreover one can reconstruct the interaction using the observational data.

In this work we have considered that dark matter and dark energy interact with each other where the interaction is characterized by the evolution of the CDM sector: $\rho_c \propto a^{-3+\delta(a)}$ where $\delta(a)$ is a time varying quantity. Since the dark energy could be anything, hence, we have considered three types of dark energy fluid, namely, the vacuum energy, dark energy with constant equation of state and the dark energy fluid with a dynamical equation of state. Finally, by using the observational data, we have reconstructed all the interacting scenarios.

The work has been organized in the following way. In section II we set up the basic framework of our study and introduce the models. Section III describes the observational data used to analyze the models. Then in section IV we discuss the observational constraints on the interacting models. Finally, we close the work with a brief discussion summarized in section V.

II. INTERACTING DARK ENERGY

Let us consider the homogeneous and isotropic universe described by the Friedmann-Lemaître-Robertson-Walker line element

$$ds^2 = -dt^2 + a^2(t) \left[\frac{dr^2}{1 - Kr^2} + r^2 (d\theta^2 + \sin^2 \theta d\phi^2) \right], \quad (1)$$

in (t, r, θ, ϕ) comoving coordinate system where $a(t)$ is the expansion scale factor of the universe and $K = 0, \pm 1$ denotes the constant spatial curvature. In the context of Einstein's General Relativity the main constituents of the universe are considered to be baryons, radiation, pressureless dark matter (cold dark matter) responsible for the structure formation of the universe and finally dark energy fluid that steers the late time acceleration of the universe. In addition to that, we consider that there is an interaction in the dark sector of the universe. In particular, we consider that the cold dark matter (CDM) and dark energy (DE) are coupled to each other where DE has a barotropic equation of state parameter, that is, $p_x = w_x \rho_x$, where ρ , p and w are the density, pressure and the equation of state parameter respectively, and the subscript x corresponds to DE.

Due to the coupling between CDM and DE, the total conservation equation can be decoupled as follows

$$\dot{\rho}_c + 3H\rho_c = -\dot{\rho}_x - 3H(1 + w_x)\rho_x = Q, \quad (2)$$

where the subscript c corresponds to CDM and Q is rate of interaction between the dark sectors already mentioned about in the introduction. Usually the interacting dark energy models are motivated from phenomenological ground in order to mainly address the cosmic coincidence problem. An action formalism/action integral producing the interacting dark energy models is certainly appealing, however, according to our knowledge there exists Lagrangian for ideal gas. Here, our model is motivated from the phenomenological ground and thus we are not able to find such a mechanics. Of course one could describe the above phenomena by using scalar fields having some action formalism, see for instance [34, 35].

In order to study the interacting dynamics, various phenomenological choices for Q have been widely studied in the literature [32, 33, 34, 35, 36, 37, 38, 39, 40, 41, 42, 43, 44, 45, 46, 47, 48, 49, 50, 51, 52, 53, 54, 55, 56, 57, 58, 59, 60, 61, 62] but no one is universally accepted.

For $Q > 0$, the energy flow takes place from DE to CDM while for $Q < 0$ the direction of energy flow is reversed. If one pretends that there is no interaction and the DE and CDM behave in a different way, one recasts the conservation equation (2) as

$$\dot{\rho}_c + 3H(1 + w_c^{\text{eff}})\rho_c = 0, \quad (3)$$

$$\dot{\rho}_x + 3H(1 + w_x^{\text{eff}})\rho_x = 0 \quad (4)$$

where w_c^{eff} , w_x^{eff} are respectively termed as the effective equation of state for CDM and DE that take the following expressions:

$$w_c^{\text{eff}} = -\frac{Q}{3H\rho_c}, \quad (5)$$

$$w_x^{\text{eff}} = w_x + \frac{Q}{3H\rho_x}. \quad (6)$$

If the energy flows from DE to CDM ($Q > 0$), the effective state parameter for CDM becomes negative, while the negativity of the effective equation of state for DE decreases. So, if a phantom dark energy interacts with CDM, then the effective dark energy state parameter will be of a quintessence type in this version. For $Q < 0$, one can see that if DE with $w_x > -1$ interacts with CDM, then w_x can cross the phantom divide $w_x = -1$ provided Q is sufficiently negative. However, for the case with interacting vacuum, the effective dark energy equation of state definitely crosses the $w_x = -1$ boundary for a positive Q .

In this ‘‘effective equation of state’’ formulation, the interaction manifests itself as a deviation from the standard evolution a^{-3} of CDM, where there is no interaction in the dark sector, as given by [63, 64, 65, 66, 67]

$$\rho_c = \rho_{c,0} a^{-3+\delta(a)}, \quad (7)$$

where $\rho_{c,0}$ is the present value of ρ_c ; $\delta(a)$, that characterizes the effect of the interaction, can in general be varying with evolution and we assume that it is an analytic function of the scale factor. Here, the present value of the scale factor is scaled to be unity.

The flow of energy between the dark sectors depends on the sign of $\delta(a)$. Also, for $\delta(a) < 0$, the evolution of the CDM sector is faster, while on the other hand, for $\delta(a) > 0$, the evolution of the CDM factor is slower.

In the special case in which $\delta(a) = 0$, the standard CDM evolution is recovered, i.e., $\rho_c \propto a^{-3}$, which indicates that there is no coupling or interaction between the CDM and DE. When $\delta(a) = \text{constant}$, one recovers the cosmological scenarios discussed in [65, 66, 67]. For a variable $\delta(a)$, one particular ansatz was introduced in Ref. [68], namely, $\delta(a) = \delta_0 \left(\frac{2a}{1+a^2} \right)$, while we think that a detailed analysis will be worth in this direction. The rate of interaction with a varying $\delta(a)$ can be written as

$$Q = H\rho_c \left(\delta(a) + a \delta'(a) \ln a \right), \quad (8)$$

where $\delta'(a)$ is the differentiation of $\delta(a)$ with respect to the scale factor a . For the above explicit form of the interaction rate, the effective equation of state parameters (5) and (6) become,

$$w_c^{\text{eff}} = \frac{1}{3} \left[\delta(a) + \delta'(a) \ln(a) \right], \quad (9)$$

$$w_x^{\text{eff}} = w_x + \frac{r}{3} \left[\delta(a) + \delta'(a) \ln(a) \right], \quad (10)$$

where $r = \rho_c/\rho_x$ is a positive quantity. Now, for the evolution of CDM as in eqn. (7), one can write the DE density evolution as

$$\rho_x = \frac{1}{f(a)} \left[\rho_{x,0} f(1) - \rho_{c,0} \int_1^a a^{-4+\delta(a)} f(a) \left(\delta(a) + a \delta'(a) \ln a \right) da \right], \quad (11)$$

where the new quantities $\rho_{x,0}$, $\rho_{c,0}$ are the current values of ρ_x and ρ_c respectively; the functional $f(a)$ is given by

$$f(a) = \exp \left(3 \int \frac{1+w_x}{a} da \right),$$

and $f(1)$ is the value of $f(a)$ at $a = a_0 = 1$. Here, a_0 is the present value of the scale factor $a(t)$ which is related to the redshift z by the relation, $1+z = a_0/a$.

We assume a smooth function for $\delta(a)$, which has a Taylor expansion around the present value of $a = a_0 = 1$ as

$$\delta(a) = \delta_0 + \delta_1(1-a) + \delta_2(1-a)^2 + \dots \quad (12)$$

where $\delta_0 = \delta(a)|_{a \rightarrow 1}$, $\delta_1 = \delta'(a)|_{a \rightarrow 1}$, $\delta_2 = \frac{\delta''(a)|_{a \rightarrow 1}}{2!}$ etc. Thus, we actually assume that $\delta(a)$ is a differentiable function and a Taylor expansion is possible, rather than any complicated choice or parametrization as in [68], and explore the interacting dynamics.

Now, within the above parametric choice of $\delta(a)$, we can reconstruct the δ_i 's ($i = 0, 1, 2, \dots$) and consequently the function $\delta(a)$ using the observational data. Such an approach has been applied in other facets of cosmology such as the reconstruction of the inflationary model [69, 70].

The evolution of the energy density for the DE fluid, for such a function given by in eqn. (14) takes the form

$$\rho_x = \frac{1}{f(a)} \left[\rho_{x,0} f(1) - \rho_{c,0} \int_1^a a^{-4+\delta_0+\delta_1(1-a)} f(a) \left(\delta_0 + \delta_1 - \delta_1 a (1 + \ln a) \right) da \right]. \quad (13)$$

when the Taylor expansion is taken only up to the first order,

$$\delta(a) = \delta_0 + \delta_1(1-a). \quad (14)$$

Considering the next higher order terms in $\delta(a)$, in a similar fashion, one can calculate the evolutions of ρ_x . In this work we consider upto the second and the third order expansion,

$$\delta(a) = \delta_0 + \delta_1(1-a) + \delta_2(1-a)^2, \quad (15)$$

$$\delta(a) = \delta_0 + \delta_1(1-a) + \delta_2(1-a)^2 + \delta_3(1-a)^3. \quad (16)$$

Now we introduce three equation of state parameters for the dark energy fluid which corresponds to three different scenarios as follows:

1. If CDM interacts with the constant vacuum energy which is characterized by $w_x = -1$.
2. When CDM interacts with a dark energy fluid having constant equation of state w_x .
3. Finally, we consider a scenario where the interacting dark energy has a dynamical equation of state as

$$w_x(a) = w_0 + w_a(1-a), \quad (17)$$

where w_0 , w_a , are real parameters. This parametrization is well known in the literature as the Chevallier–Polarski–Linder (CPL) parametrization [71, 72].

III. OBSERVATIONAL DATA

In this section we describe the main observational datasets that are employed to constrain the parameters of models of interacting dark energy scenarios.

1. *Cosmic Microwave Background data (CMB)*: Observations from the cosmic microwave background radiation plays a crucial role in constraining the cosmological models. Here, we use the CMB data from the Planck’s 2015 measurements [73, 74]. In particular, we have used the Planck TT, TE, EE likelihoods at multipoles $\ell > 30$ together with low- ℓ temperature+polarization likelihood. In literature this dataset is referred to as “Planck TT-TEEE+lowP”.
2. *Supernovae Type Ia (SNIa)*: The Supernovae Type Ia (SNIa) data were the first observational data that indicated an accelerating phase of the universe at late-time. We take the latest joint light curves (JLA) sample [75] of SNIa containing 740 SNIa in the redshift span $z \in [0.01, 1.30]$.
3. *Baryon acoustic oscillations (BAO) distance measurements*: For the BAO data we use the estimated ratio r_s/D_V as a ‘standard ruler’ in which r_s is the comoving sound horizon at the baryon drag epoch and D_V is the effective distance determined by the angular diameter distance D_A and Hubble parameter H as $D_V(z) = \left[(1+z)^2 D_A(z)^2 \frac{z}{H(z)} \right]^{1/3}$. We consider three different measurements, $r_s(z_d)/D_V(z = 0.106) =$

0.336 ± 0.015 from 6-degree Field Galaxy Redshift Survey (6dFGRS) data [76], $r_s(z_d)/D_V(z = 0.35) = 0.1126 \pm 0.0022$ from Sloan Digital Sky Survey Data Release 7 (SDSS DR7) data [77], and finally $r_s(z_d)/D_V(z = 0.57) = 0.0732 \pm 0.0012$, from the SDSS DR9 [78].

4. *Cosmic chronometers (CC)*: The cosmic chronometers are some extremely massive and passively evolving galaxies in our universe. We employ the recent cosmic chronometers data comprising 30 measurements of the Hubble parameter in the redshift interval $0 < z < 2$ [79]. Here, we determine the Hubble parameter values through the relation $H(z) = -(1/1+z) dz/dt$ where the measurement of dz is obtained through the spectroscopic method with high accuracy. and the precise measurement of dt – the differential age evolution of such galaxies. As a result, a precise measurement of the Hubble parameter is obtained and thus, these measurements can be taken as model independent for the cosmological studies. For a detail reading on the cosmic chronometers we refer to [79].

In order to constrain the interacting scenarios, we use a fastest cosmological package, namely the Markov chain Monte carlo package `cosmomc` [80, 81] equipped with the Gelman-Rubin statistics $R - 1$ [82] that determines the convergence of the chains. Moreover, we note that the package `cosmomc` supports the Planck 2015 Likelihood Code [74] (see <http://cosmologist.info/cosmomc/>, a publicly available code). Now, since we consider three different interacting DE scenarios, therefore, we work with different parameter spaces during the statistical analyses. For the interacting vacuum scenario in a spatially flat universe, we work with the following parameter spaces, namely,

$$\begin{aligned} \Theta_{01} &\equiv \left\{ \Omega_b h^2, \Omega_c h^2, 100\theta_{MC}, \tau, n_s, \log[10^{10} A_s], \delta_0, \delta_1 \right\}, \\ \Theta_{11} &\equiv \left\{ \Omega_b h^2, \Omega_c h^2, 100\theta_{MC}, \tau, n_s, \log[10^{10} A_s], \delta_2 \right\}, \\ \Theta_{21} &\equiv \left\{ \Omega_b h^2, \Omega_c h^2, 100\theta_{MC}, \tau, n_s, \log[10^{10} A_s], \delta_3 \right\}, \\ \Theta_{31} &\equiv \left\{ \Omega_b h^2, \Omega_c h^2, 100\theta_{MC}, \tau, n_s, \log[10^{10} A_s], \delta_0, \delta_1, \delta_2, \delta_3 \right\}, \end{aligned}$$

where Θ_{01} is eight dimensional; Θ_{11} and Θ_{21} are seven dimensional each; Θ_{31} is ten dimensional. When we include curvature into the above framework as a free parameter, then one extra dimension is added to each parameter space Θ_{i1} ($i = 0, 1, 2, 3$). For the next two interacting DE scenarios, namely, interacting DE with constant EoS, w_x , in the spatially flat FLRW universe, we work with

the following parameter spaces

$$\begin{aligned}\Theta_{02} &\equiv \left\{ \Omega_b h^2, \Omega_c h^2, 100\theta_{MC}, \tau, n_s, \log[10^{10} A_s], w_x, \delta_0, \delta_1 \right\}, \\ \Theta_{12} &\equiv \left\{ \Omega_b h^2, \Omega_c h^2, 100\theta_{MC}, \tau, n_s, \log[10^{10} A_s], w_x, \delta_2 \right\}, \\ \Theta_{22} &\equiv \left\{ \Omega_b h^2, \Omega_c h^2, 100\theta_{MC}, \tau, n_s, \log[10^{10} A_s], w_x, \delta_3 \right\}, \\ \Theta_{32} &\equiv \left\{ \Omega_b h^2, \Omega_c h^2, 100\theta_{MC}, \tau, n_s, \log[10^{10} A_s], w_x, \delta_0, \delta_1, \delta_2, \delta_3 \right\},\end{aligned}$$

where Θ_{02} is nine dimensional; Θ_{12} and Θ_{22} are ten dimensional each; Θ_{32} is eleven dimensional. In a similar way, when curvature is included into the above framework as a free parameter, then one extra dimension is added to each parameter space Θ_{i2} ($i = 0, 1, 2, 3$). For interacting DE with its dynamical EoS [$w_x(a) = w_0 + w_a(1 - a)$], the parameter space without curvature is,

$$\begin{aligned}\Theta_{03} &\equiv \left\{ \Omega_b h^2, \Omega_c h^2, 100\theta_{MC}, \tau, n_s, \log[10^{10} A_s], \right. \\ &\quad \left. w_0, w_a, \delta_0, \delta_1 \right\}, \\ \Theta_{13} &\equiv \left\{ \Omega_b h^2, \Omega_c h^2, 100\theta_{MC}, \tau, n_s, \log[10^{10} A_s], \right. \\ &\quad \left. w_0, w_a, \delta_2 \right\}, \\ \Theta_{23} &\equiv \left\{ \Omega_b h^2, \Omega_c h^2, 100\theta_{MC}, \tau, n_s, \log[10^{10} A_s], \right. \\ &\quad \left. w_0, w_a, \delta_3 \right\}, \\ \Theta_{33} &\equiv \left\{ \Omega_b h^2, \Omega_c h^2, 100\theta_{MC}, \tau, n_s, \log[10^{10} A_s], \right. \\ &\quad \left. w_0, w_a, \delta_0, \delta_1, \delta_2, \delta_3 \right\},\end{aligned}$$

where Θ_{03} is ten dimensional; Θ_{13} and Θ_{23} are nine dimensional each; Θ_{33} is twelve dimensional. In a similar way, when curvature is included into the above framework as a free parameter, then one extra dimension is added to each parameter space Θ_{i3} ($i = 0, 1, 2, 3$). The symbols $\Omega_b h^2$ and $\Omega_c h^2$ respectively denote the physical density of baryons and physical density of cold dark matter; $100\theta_{MC}$ is the ratio of the sound horizon to the angular diameter distance; τ is the optical depth; n_s is the scalar spectral index; A_s denotes the amplitude of the primordial scalar power spectrum; and the other parameters, namely, δ_i 's ($i = 0, 1, 2, 3$), w_x , w_0 , w_a are already described in section II. In the next section IV we have described the reconstruction technique and the results on the interacting scenarios. Let us note that for each analysis, we kept running the chains until we achieve $R - 1 < 0.1$. In Table I we show the flat priors imposed on various free parameters for the statistical analyses.

IV. RESULTS OF THE ANALYSIS

In this section we describe the observational constraints that are imposed on different interacting scenarios. In the first half of this section we shall consider the

Parameter	Prior
$\Omega_b h^2$	[0.005, 0.1]
$\Omega_c h^2$	[0.001, 0.99]
θ_{MC}	[0.5, 10]
τ	[0.01, 0.8]
$\log_{10}(10^{10} A_s)$	[2, 4]
n_s	[0.8, 1.2]
w_x (constant)	[-2, 0]
w_0	[-2, 0]
w_a	[-3, 3]
δ_0	[-1, 1]
δ_1	[-1, 1]
δ_2	[-1, 1]
δ_3	[-1, 1]
Ω_{K0}	[-1, 1]

TABLE I: Flat priors on various free parameters of different interacting scenarios imposed during the statistical analyses.

interaction scenarios in a spatially flat FLRW universe whilst in the last half of this section we concentrate on the interaction scenarios in presence of the curvature of the universe. For all the interacting scenarios we use the same dataset: CMB + JLA + BAO + CC. It should be noted that BAO data break the degeneracies between the parameters and usually the existing degeneracies between the parameters cannot be broken by CMB alone. Thus, the inclusion of BAO data to CMB dataset is effective to understand the nature of the coupling parameters.

A. Reconstruction of the interaction rate in a spatially flat universe

In this section, we shall describe the reconstruction of the interacting scenario for three particular types of the dark energy fluids, namely the vacuum energy, dark energy fluid with constant equation of state and finally a dark energy fluid with dynamical equation of state for a spatially flat universe. For the dynamical state parameter in DE, we choose the most used and well known state parameter, namely, the CPL parametrization [71, 72].

The combined observational data for every analysis have been considered to be CMB + JLA + BAO + CC.

1. Interacting vacuum

We have reconstructed this interacting model using three steps. We first constrained the interacting model using $\delta(a)$ given in eqn (14), that means for $\delta(a) = \delta_0 + \delta_1(1 - a)$. The results of this analysis have been

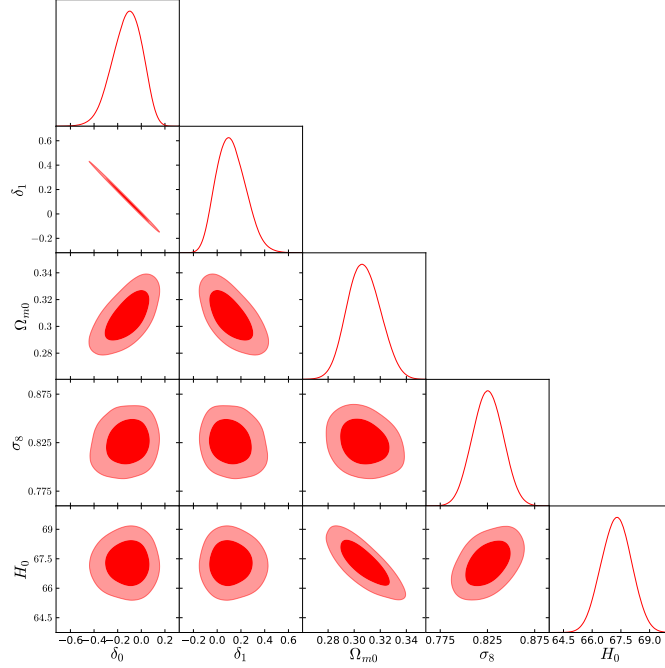


FIG. 1: 68% and 95% CL contour plots for different combinations of the model parameters as well as the one dimensional posterior distributions of some selected model parameters of the interacting vacuum scenario (in a spatially flat universe) where the interaction is parametrized by $\delta(a) = \delta_0 + \delta_1(1 - a)$. The combined data for this analysis has been set to be CMB + JLA + BAO + CC. The results are summarized in the second and third columns of Table II.

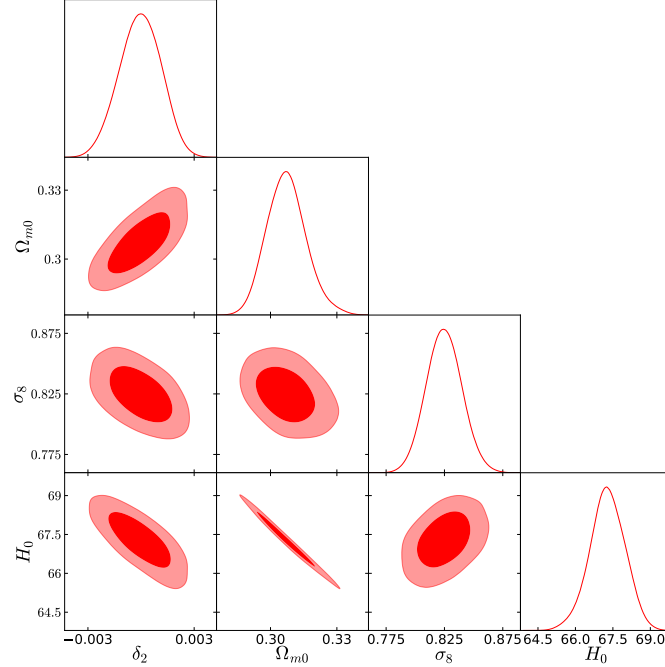


FIG. 2: 68% and 95% CL contour plots for different combinations of the model parameters as well as the one dimensional posterior distributions of some selected model parameters of the interacting vacuum scenario (in a spatially flat universe) where the interaction is parametrized by $\delta(a) = \delta_0 + \delta_1(1 - a) + \delta_2(1 - a)^2$ in which we fix the mean values of (δ_0, δ_1) from Table II. The combined data for this analysis has been set to be CMB + JLA + BAO + CC and the corresponding results are summarized in the fourth and fifth columns of Table II.

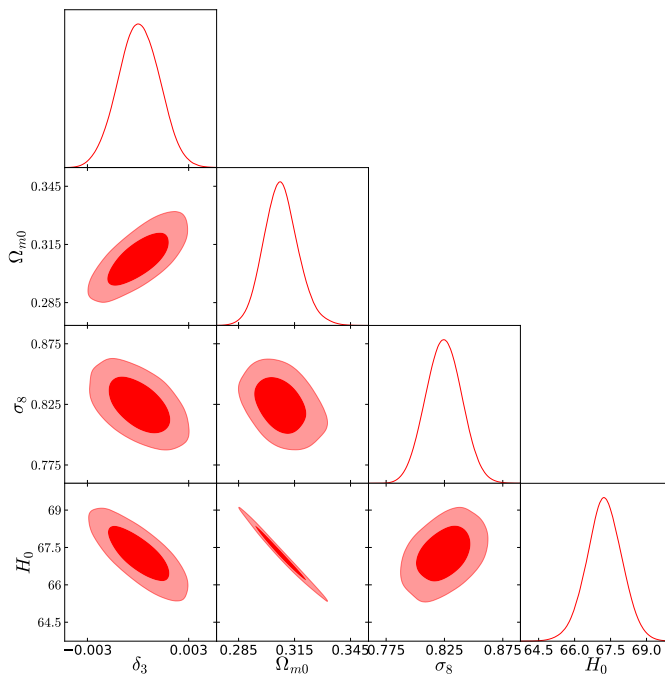


FIG. 3: 68% and 95% CL contour plots for different combinations of the free parameters as well as the one dimensional posterior distributions of some selected model parameters of the interacting vacuum scenario (in a spatially flat universe) where the interaction is parametrized by $\delta(a) = \delta_0 + \delta_1(1-a) + \delta_2(1-a)^2 + \delta_3(1-a)^3$ in which the mean values of $(\delta_0, \delta_1, \delta_2)$ have been fixed from the previous analysis summarized in Table II. The combined data for this analysis has been set to be CMB + JLA + BAO + CC and the corresponding results are summarized in the sixth and seventh columns of Table II.

summarized in the second and third column of Table II. From the analysis, we see that although the mean values of δ_0 and δ_1 are nonzero, but both δ_0 and δ_1 allow a zero value as one can see $\delta_0 = -0.120_{-0.110}^{+0.151}$ (68% CL) and $\delta_1 = 0.117_{-0.147}^{+0.107}$ (68% CL). The results show that the possibility of both interacting and non-interacting scenarios are allowed within this confidence-region, that means within 68% CL. For a better view of the behaviour of the parameters, in Fig. 1, we show the 68% and 95% CL contour plots and the likelihood analysis for some selected parameters of the model. From Fig. 1, we see that the parameters δ_0 and δ_1 have strong negative correlation between each other. Thus, if one of δ_0 and δ_1 increases, the other one decreases leading to result that the interaction is hardly effective.

In the next step we extend the parametrization in (14) to (15) with the allowance of one extra parameter δ_2 . To reconstruct this scenario from the observations, we fix the values of δ_0, δ_1 to their corresponding mean values summarized in Table II and constrain the new interaction parameter δ_2 . The results of this analysis have been summarized in the fourth and fifth column of Table II. From Table II one finds that the constraint on δ_2 ($= -0.000046_{-0.001184}^{+0.001303}$ at 68% CL) is extremely tiny and close to zero. In addition to that, within 68% CL, δ_2 is allowed to have a zero value. In summary, we find that the new interaction parameter, δ_2 does not really contribute much. In Fig. 2 we show the corresponding contour plots

and the one dimensional posterior distributions for some parameters of this scenario.

After that we consider the parametrization (16) and repeat the similar analysis. We fix the values of $\delta_0, \delta_1, \delta_2$ to their corresponding mean values obtained in the previous analyses and perform the fittings with the same set of observational data. We find that the new interaction parameter δ_3 is constrained to be extremely small ($\delta_3 = 0.000050_{-0.001197}^{+0.001247}$ at 68% CL) and effectively this does not substantially contribute to $\delta(a)$. In a similar fashion, in Fig. 3 we display different contour plots of the parameters and the one-dimensional posterior distributions for different parameters for this particular interaction scenario. Last but not least an important remark is in order: In the above reconstruction technique, for the first step we fix (δ_0, δ_1) to their corresponding mean values and obtain δ_2 and in the second step we fix $(\delta_0, \delta_1, \delta_2)$ to their corresponding mean values and obtain δ_3 . We note that instead of fixing the interaction parameters, δ_i 's ($i = 0, 1$) to their corresponding mean values, if any fiducial values of δ_0, δ_1 are used to constrain δ_2 , then the constraint on δ_2 may differ significantly. In a similar fashion, if any fiducial values of δ_i 's ($i = 0, 1, 2$) are fixed to constrain δ_3 , then its observational constraint may significantly differ compared to its constrain obtained by fixing them to their corresponding mean values. We also note that this phenomenon remains true for the next interaction scenarios.

A natural question that one asks is, what happens if we consider the general parametrization of the interaction function in eqn. (16), i.e., $\delta(a) = \delta_0 + \delta_1(1-a) + \delta_2(1-a)^2 + \delta_3(1-a)^3$, and try to constrain δ_i 's. The dimension of the parameters space is big and one apprehends that the degeneracies of the parameters would increase. Anyway, we also try this and fit this more general version with the same observational data CMB + JLA + BAO + CC and show the observational constraints on the model parameters in Table III. The contour plots for this analysis have been shown in Fig. 4. The figure clearly shows that the parameters δ_2 and δ_3 are degenerate. That means, according to the present observational data, this interaction scenario with the general parametrization in eqn. (16) cannot be constrained well. That is the reason we made an attempt to constrain these parameters step by step, fixing the lower order parameters to their best fit values. However, an interesting feature that Fig. 4 exhibits is that although the parameters δ_2 and δ_3 are found to be degenerate, δ_0 and δ_1 are not and they are still strongly negatively correlated to each other. However, all the attempts indicate quite strongly that the effective $\delta(a)$ is determined by the first two parameters, that means, $\delta(a) \simeq \delta_0 + \delta_1(1-a)$. Finally, in the last row of Table II and Table III we show the χ^2 values obtained for the best-fit values of different reconstructed interacting scenarios. From Table II we observe a decrease of χ^2 as long as the number of free parameters decrease, however, from Table III we find reduced χ^2 in contrary to what we expected. The reason might be that some of the parameters are not well constrained in the latter scenario.

2. Interacting DE with constant EoS other than vacuum

As a second interacting scenario we pick up a constant EoS in DE, w_x . Our treatment is similar to the previous case, $\delta(a)$ given by eqns. (14), (15) and (16).

We begin the analysis with the simplest case when $\delta(a)$ has the form as in eqn. (14). Using the same combined analysis, CMB + JLA + BAO + CC, we constrain the model parameters that are summarized in Table IV. From the analysis, we see that $\delta_0 = -0.178_{-0.129}^{+0.128}$ at 68% CL ($-0.178_{-0.260}^{+0.247}$ at 95% CL) and $\delta_1 = 0.175_{-0.126}^{+0.125}$ at 68% CL ($0.175_{-0.242}^{+0.254}$ at 95% CL). Thus, within 68% CL, the mean values of δ_0 and δ_1 are non-zero. However, within 95% CL, their zero values are indeed allowed. From the observational constraints on the EoS in DE, a phantom scenario is suggested as one can see, $w_x = -1.055_{-0.062}^{+0.068}$ (68% CL). However, in 68% CL, w_x is allowed its quintessential character as well. In Fig. 5 we have shown the behaviour of the model parameters

through their two-dimensional contour plots. An worthwhile point that one must note is that, here too, the parameters δ_0 and δ_1 are strongly negatively correlated.

Now, we proceed with the next step where we take the second parametrization of $\delta(a)$ given in eqn. (15) containing three parameters ($\delta_0, \delta_1, \delta_2$). We fix the first two parameters, (δ_0, δ_1) to their mean values from the previous analysis and constrain the remaining parameter δ_2 in order to reconstruct the scenario. The constraints on the model parameters have been shown in the fourth and fifth column of Table IV and in Fig. 6 we show the 68% and 95% confidence-level contours for various combinations of the model parameters. Our analysis shows that the new interaction parameter δ_2 is extremely tiny with $\delta_2 = -0.000262_{-0.001665}^{+0.001707}$ (68% CL) and within 68% CL, $\delta_2 = 0$ is allowed. The dark energy equation of state parameter may have both its phantom or quintessential behaviour ($w_x = -1.040_{-0.059}^{+0.060}$, 68% CL).

After that we consider the next parametrization (16) having four parameters ($\delta_0, \delta_1, \delta_2, \delta_3$) following the same procedure as in section IV A 1, that means we fix the first three parameters to their corresponding mean values summarized in the last two columns of Table IV and constrain δ_3 . Fig. 7 shows the corresponding graphical variations. From the results we find that the parameter δ_3 is not significant in the sense that, it is very small taking $\delta_3 = 0.000166_{-0.001609}^{+0.001594}$ (68% CL) which also recovers its null value in 68% CL. Furthermore, the phantom behaviour in the dark energy equation of state is allowed with $w_x = -1.052_{-0.059}^{+0.064}$ (68% CL) while its quintessential nature is also allowed in the same confidence-level.

Thus, following the reconstruction mechanism described in the three analyses above, it is clear that for the interacting scenario where dark energy state parameter remains constant, the parameters δ_2 and δ_3 in the parametrization (16) are insignificant.

We now exercise with the general parametrization in eqn. (16) and wish to constrain all the four interaction parameters δ_i ($i = 0, 1, 2, 3$) by starting with all of them as free. The dimension of the parameters space now becomes eleven. Thus, some of the parameters might be degenerate. We constrained this interaction scenario with the same combined analysis CMB + JLA + BAO + CC. The Table V shows the constraints on the model parameters and in Fig. 8 we show the confidence-level contour plots for different combinations of the model parameters. The figure clearly shows that the last two interaction parameters in the general parametrization (16), i.e., δ_2 and δ_3 cannot be constrained well as expected. The parameters δ_0 and δ_1 are strongly correlated to one another with negative orientation, that means, although we increase the dimension of the parameters space, the relation between these two parameters seems to be unaltered. Finally, in the last row of Table IV and Table V we present the χ^2 values obtained for the best-fit values of different reconstructed interacting scenarios. From Table IV, looking at the estimated values of χ^2 , we have a similar observation to the interacting vacuum scenarios because

Parameters	Mean with errors	Best-fit	Mean with errors	Best-fit	Mean with errors	Best-fit
$\Omega_c h^2$	$0.1161^{+0.0041+0.0075}_{-0.0038-0.0074}$	0.1194	$0.1161^{+0.0011+0.0024}_{-0.0013-0.0023}$	0.1164	$0.1162^{+0.0011+0.0025}_{-0.0013-0.0022}$	0.1164
$\Omega_b h^2$	$0.02225^{+0.0018+0.00033}_{-0.00017-0.00034}$	0.02220	$0.02224^{+0.00016+0.00031}_{-0.00015-0.00033}$	0.02224	$0.02225^{+0.00017+0.00034}_{-0.00017-0.00034}$	0.02224
$100\theta_{MC}$	$1.0410^{+0.00042+0.00086}_{-0.00043-0.00081}$	1.04073	$1.04102^{+0.00030+0.00059}_{-0.00033-0.00057}$	1.04108	$1.04102^{+0.00030+0.00061}_{-0.00033-0.00058}$	1.04108
τ	$0.084^{+0.017+0.034}_{-0.017-0.035}$	0.081	$0.082^{+0.017+0.032}_{-0.017-0.033}$	0.092	$0.082^{+0.018+0.032}_{-0.017-0.032}$	0.092
n_s	$0.9699^{+0.0062+0.0118}_{-0.0061-0.0117}$	0.9656	$0.9698^{+0.0040+0.0076}_{-0.0040-0.0077}$	0.9714	$0.9697^{+0.0041+0.0078}_{-0.0041-0.0080}$	0.9714
$\ln(10^{10} A_s)$	$3.099^{+0.034+0.066}_{-0.033-0.068}$	3.097	$3.096^{+0.032+0.062}_{-0.032-0.065}$	3.113	$3.097^{+0.032+0.062}_{-0.033-0.064}$	3.113
δ_0	$-0.120^{+0.151+0.237}_{-0.110-0.247}$	-0.014	—	—	—	—
δ_1	$0.117^{+0.107+0.241}_{-0.147-0.231}$	0.014	—	—	—	—
δ_2	×	×	$-0.000046^{+0.001303+0.002338}_{-0.001184-0.002420}$	0.000555	—	—
δ_3	×	×	×	×	$0.000050^{+0.001247+0.002400}_{-0.001197-0.002429}$	0.000555
Ω_{m0}	$0.307^{+0.012+0.025}_{-0.014-0.023}$	0.316	$0.307^{+0.008+0.019}_{-0.010-0.018}$	0.310	$0.308^{+0.009+0.019}_{-0.010-0.019}$	0.310
σ_8	$0.825^{+0.016+0.031}_{-0.016-0.030}$	0.828	$0.825^{+0.015+0.031}_{-0.015-0.029}$	0.828	$0.824^{+0.015+0.030}_{-0.015-0.029}$	0.827931
H_0	$67.27^{+0.78+1.51}_{-0.79-1.51}$	67.06	$67.28^{+0.73+1.47}_{-0.69-1.47}$	66.98	$67.24^{+0.74+1.44}_{-0.72-1.48}$	66.98
χ^2		13677.670		13675.826		13675.826

TABLE II: Reconstruction of the interacting vacuum energy scenario for the spatially flat FLRW universe using the observational data CMB + JLA + BAO + CC. In the columns ‘×’ means that the corresponding parameter has not been considered into the analyses while the sign ‘—’ present against any parameter means its mean value has been fixed for the subsequent analyses.

Parameters	Mean with errors	Best fit
$\Omega_c h^2$	$0.1156^{+0.0036+0.0080}_{-0.0040-0.0080}$	0.1176
$\Omega_b h^2$	$0.02223^{+0.00017+0.00034}_{-0.00017-0.00032}$	0.02218
$100\theta_{MC}$	$1.04106^{+0.00045+0.00085}_{-0.00044-0.00092}$	1.04092700
τ	$0.083^{+0.017+0.034}_{-0.017-0.033}$	0.06773746
n_s	$0.9705^{+0.0064+0.0115}_{-0.0057-0.0120}$	0.9670
$\ln(10^{10} A_s)$	$3.098^{+0.034+0.067}_{-0.033-0.065}$	3.074
δ_0	$-0.142^{+0.120+0.270}_{-0.133-0.274}$	-0.039
δ_1	$0.139^{+0.130+0.268}_{-0.116-0.264}$	0.038
δ_2	$0.147^{+0.732+0.853}_{-0.305-1.147}$	0.563
δ_3	$0.029^{+0.639+0.971}_{-0.631-1.029}$	0.622
Ω_{m0}	$0.307^{+0.011+0.026}_{-0.014-0.025}$	0.305
σ_8	$0.824^{+0.016+0.032}_{-0.016-0.032}$	0.824
H_0	$67.23^{+0.77+1.52}_{-0.79-1.53}$	67.81
χ^2		13675.468

TABLE III: Reconstruction of the interacting vacuum scenario for the spatially flat FLRW universe and for the general parametrization $\delta(a) = \delta_0 + \delta_1(1-a) + \delta_2(1-a)^2 + \delta_3(1-a)^3$, using the combined analysis CMB + JLA + BAO + CC.

as we notice from Table IV, as long as the free parameters decrease in the parameter space, the χ^2 values decrease, however, for the general case (Table V) as already commented earlier, since still some of the parameters are unconstrained, thus, no definite conclusion regarding the comparison of χ^2 between Table IV and Table V cannot be drawn.

3. Interacting DE with dynamical EoS

We now consider the interacting scenario between dark matter and dark energy where the dark energy

has a dynamical equation of state. We choose a very widely used dynamical parametrization for DE namely the Chevallier–Polarski–Linder (CPL) parametrization [71, 72] given in eqn. (17). One may notice that the inclusion of CPL parametrization increases the parameters space compared to the other two interacting scenarios. However, the procedure is exactly same as that we adopted in the previous two analyses.

We first consider the parametrization of $\delta(a) = \delta_0 + \delta_1(1-a)$ of eqn. (14) and work out the observational fittings with the same combined analysis. Table VI summarizes the mean and the best-fit values of the free and derived parameters of this model (see the second and third column respectively of Table VI). From Table VI we see that the mean values of both δ_0 , δ_1 are nonzero and within 68% CL, they are strictly nonzero. However, within 95% CL, both of them allow their zero values. Looking at the current value of the dark energy state parameter, w_0 , a perfect quintessential scenario is observed ($w_0 = -0.892^{+0.151}_{-0.152}$ at 68% CL) while however, within 68% CL, $-1.044 < w_0 < -0.741$, implying that the phantom scenario is also equally allowed. Fig. 9 reflects the corresponding graphical variations for this scenario. Similar to the previous two interaction scenarios, we again observe that the parameters δ_0 and δ_1 are strongly correlated to each other in the negative orientation, and they together yield an insignificantly small value for δ .

As a second step, we consider the next parametrization (15) in this series having three free parameters δ_0 , δ_1 and δ_2 . We apply the same procedure, fix the parameters δ_0 , δ_1 to their corresponding mean values and constrain the interaction scenario to constrain the parameter δ_2 . The results of the analysis have been summarized in Table VI (fourth and fifth columns) and in Fig. 10 we show the corresponding graphical variations. We find that even if we allow the dark energy state parameter to be dynamical, but the interaction parameter δ_2 is very small, $\delta_2 = -0.000273^{+0.001934}_{-0.001874}$ (68% CL) and the zero value of

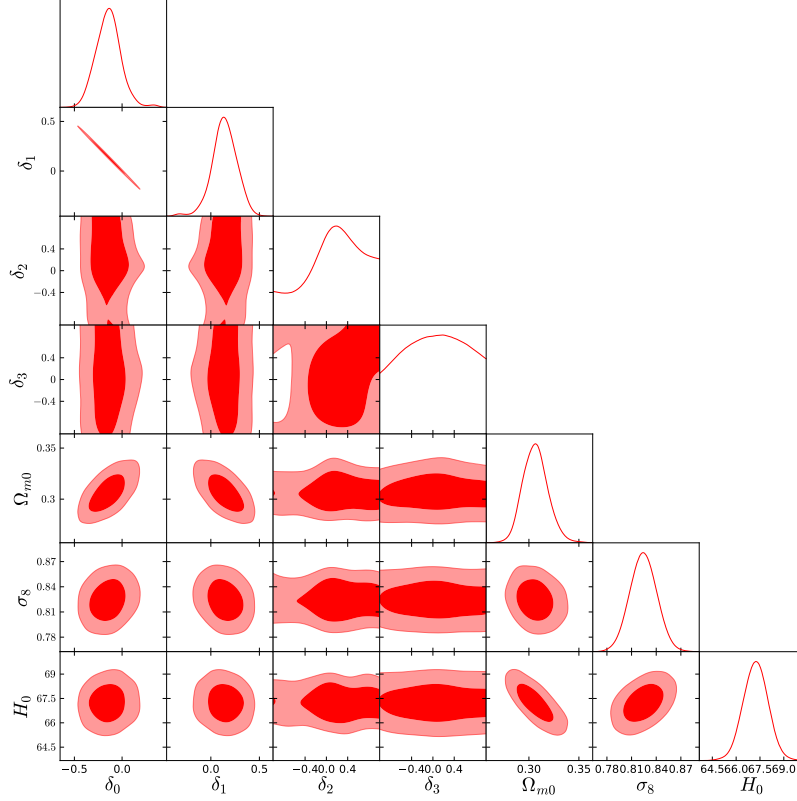


FIG. 4: 68% and 95% CL contour plots for different combinations of the free parameters as well as the one dimensional posterior distributions of some selected model parameters of the interacting vacuum scenario (in a spatially flat FLRW universe) where the interaction is parametrized by the most general parametrization $\delta(a) = \delta_0 + \delta_1(1-a) + \delta_2(1-a)^2 + \delta_3(1-a)^3$. The interaction parameters δ_i 's are kept free and we use the combined analysis CMB + JLA + BAO + CC. The results are summarized in Table III. One can clearly notice that the parameters δ_2 and δ_3 are degenerate while other parameters are not.

Parameters	Mean with errors	Best fit	Mean with errors	Best fit	Mean with errors	Best fit
$\Omega_c h^2$	$0.1158^{+0.0038+0.0075}_{-0.0038-0.0074}$	0.1157	$0.1155^{+0.0019+0.0037}_{-0.0019-0.0038}$	0.1140	$0.1157^{+0.0018+0.0036}_{-0.0019-0.0037}$	0.1157
$\Omega_b h^2$	$0.02224^{+0.00017+0.00032}_{-0.00017-0.00033}$	0.02212	$0.02223^{+0.00017+0.00034}_{-0.00018-0.00033}$	0.02226	$0.02224^{+0.00016+0.00032}_{-0.00016-0.00032}$	0.02235
$100\theta_{MC}$	$1.04105^{+0.00044+0.00085}_{-0.00042-0.00083}$	1.04118	$1.04109^{+0.00033+0.00064}_{-0.00033-0.00063}$	1.04142	$1.04108^{+0.00032+0.00065}_{-0.00032-0.00064}$	1.04137
τ	$0.083^{+0.016+0.034}_{-0.018-0.033}$	0.080	$0.083^{+0.017+0.034}_{-0.017-0.033}$	0.096	$0.082^{+0.017+0.032}_{-0.016-0.033}$	0.087
n_s	$0.9701^{+0.0059+0.0121}_{-0.0059-0.0115}$	0.9687	$0.9705^{+0.0045+0.0089}_{-0.0046-0.0087}$	0.9789	$0.9699^{+0.0043+0.0087}_{-0.0043-0.0084}$	0.9725
$\ln(10^{10} A_s)$	$3.097^{+0.033+0.066}_{-0.033-0.064}$	3.097	$3.098^{+0.032+0.066}_{-0.033-0.065}$	3.119	$3.097^{+0.032+0.063}_{-0.032-0.064}$	3.108
δ_0	$-0.178^{+0.128+0.247}_{-0.129-0.260}$	-0.172	-	-	-	-
δ_1	$0.175^{+0.125+0.254}_{-0.126-0.242}$	0.168	-	-	-	-
δ_2	×	×	$-0.00026^{+0.00171+0.00335}_{-0.00167-0.00332}$	-0.00080	-	-
δ_3	×	×	×	×	$0.00017^{+0.00159+0.00311}_{-0.00161-0.00320}$	0.00027
w_x	$-1.055^{+0.068+0.121}_{-0.062-0.130}$	-1.080	$-1.040^{+0.060+0.119}_{-0.059-0.117}$	-1.011	$-1.052^{+0.064+0.115}_{-0.059-0.122}$	-1.060
Ω_{m0}	$0.302^{+0.012+0.027}_{-0.014-0.024}$	0.291	$0.302^{+0.010+0.020}_{-0.011-0.019}$	0.298	$0.301^{+0.009+0.020}_{-0.010-0.019}$	0.297
σ_8	$0.830^{+0.017+0.036}_{-0.018-0.034}$	0.846	$0.829^{+0.017+0.035}_{-0.019-0.033}$	0.833	$0.831^{+0.017+0.033}_{-0.017-0.032}$	0.837
H_0	$67.83^{+1.03+1.99}_{-1.05-1.96}$	68.95	$67.67^{+1.04+2.09}_{-1.02-2.02}$	67.82	$67.84^{+1.02+2.03}_{-1.02-1.97}$	68.29
χ^2		13676.524		13676.058		13676.224

TABLE IV: Reconstruction of the interacting DE scenario with constant equation of state of DE, w_x , for the spatially flat FLRW universe using the observational data CMB + JLA + BAO + CC. In the columns '×' means that the corresponding parameter has not been considered into the analyses while the sign '-' present against any parameter means its mean value has been fixed for the subsequent analyses.

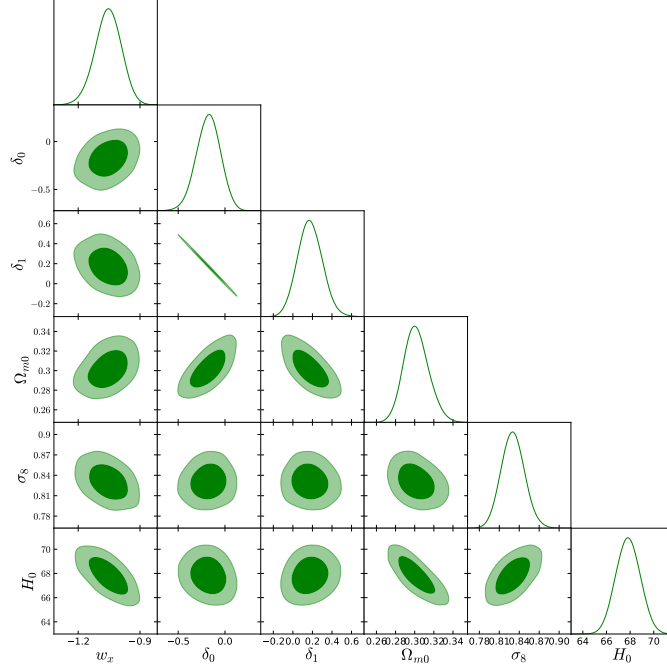


FIG. 5: 68% and 95% CL contour plots for different combinations of the model parameters as well as the one dimensional posterior distributions of some selected model parameters of the interacting DE scenario (for spatially flat case) with constant DE state parameter w_x , where the interaction is parametrized by $\delta(a) = \delta_0 + \delta_1(1-a)$ and the combined observational analysis is CMB + JLA + BAO + CC. The results are summarized in the second and third columns of Table IV.

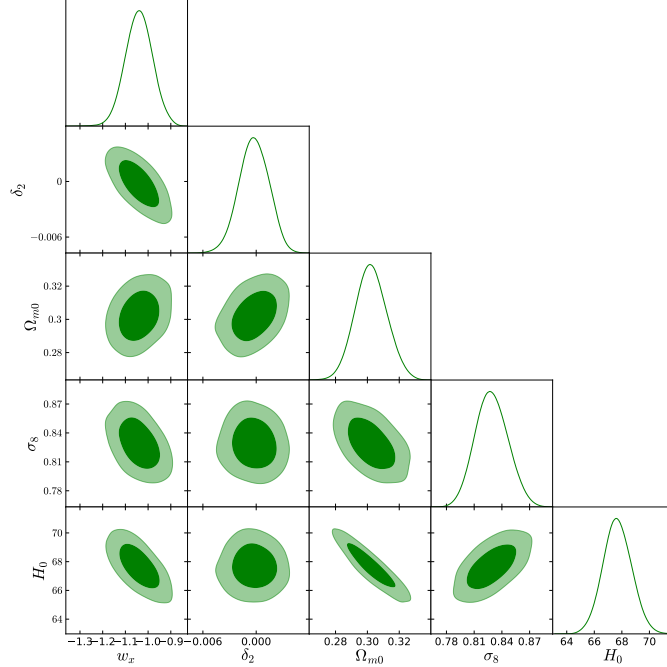


FIG. 6: 68% and 95% CL contour plots for different combinations of the model parameters as well as the one dimensional posterior distributions of some selected model parameters of the interacting DE scenario (spatially flat case) with constant DE state parameter w_x , where the interaction is parametrized by $\delta(a) = \delta_0 + \delta_1(1-a) + \delta_2(1-a)^2$ in which we fix the mean values of (δ_0, δ_1) from Table IV. The combined observational analysis is CMB + JLA + BAO + CC. The results are summarized in the fourth and fifth columns of Table IV.

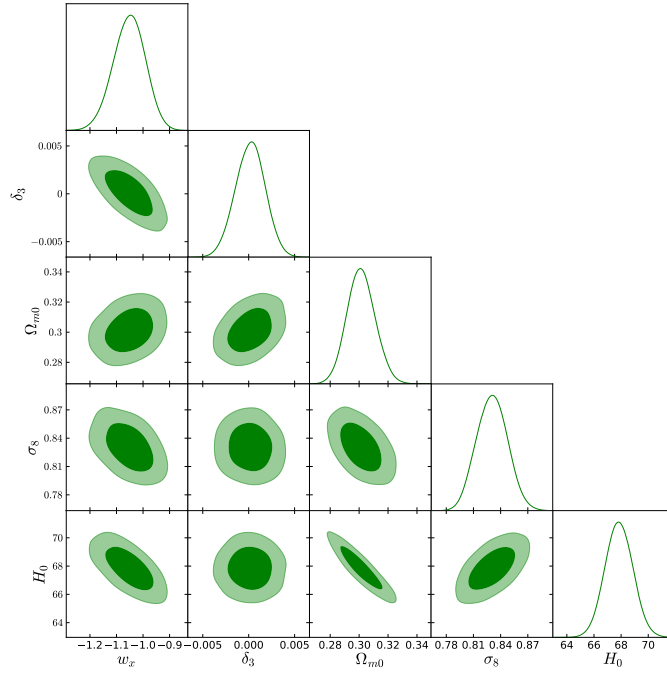


FIG. 7: 68% and 95% CL contour plots for different combinations of the model parameters as well as the one dimensional posterior distributions of some selected model parameters of the interacting DE scenario (spatially flat case) with constant DE state parameter w_x , where the interaction is parametrized by $\delta(a) = \delta_0 + \delta_1(1-a) + \delta_2(1-a)^2 + \delta_3(1-a)^3$ in which we fix the mean values of $(\delta_0, \delta_1, \delta_2)$ from Table IV. The combined observational analysis is CMB + JLA + BAO + CC and the results are summarized in the last two columns of Table IV.

Parameters	Mean with errors	Best fit
$\Omega_c h^2$	$0.1161^{+0.0041+0.0073}_{-0.0039-0.0076}$	0.1136
$\Omega_b h^2$	$0.02225^{+0.00017+0.00034}_{-0.00017-0.00034}$	0.02206
$100\theta_{MC}$	$1.04103^{+0.00041+0.00090}_{-0.00048-0.00081}$	1.04126
τ	$0.081^{+0.017+0.035}_{-0.018-0.033}$	0.072
n_s	$0.9696^{+0.0059+0.0118}_{-0.0065-0.0113}$	0.9693
$\ln(10^{10} A_s)$	$3.095^{+0.032+0.067}_{-0.036-0.065}$	3.080
w_x	$-1.055^{+0.067+0.127}_{-0.065-0.130}$	-1.051
δ_0	$-0.168^{+0.133+0.274}_{-0.133-0.264}$	-0.288
δ_1	$0.165^{+0.131+0.258}_{-0.130-0.268}$	0.283
δ_2	$0.082^{+0.559+0.918}_{-0.503-1.082}$	0.441
δ_3	$0.010^{+0.990+0.990}_{-0.263-1.010}$	-0.639
Ω_{m0}	$0.303^{+0.012+0.028}_{-0.016-0.027}$	0.303
σ_8	$0.830^{+0.017+0.033}_{-0.017-0.033}$	0.817
H_0	$67.80^{+1.07+2.06}_{-1.05-2.13}$	67.09
χ^2		13674.762

TABLE V: Reconstruction of the interacting DE scenario with constant equation of state of DE, w_x , for the spatially flat FLRW universe and for the general parametrization $\delta(a) = \delta_0 + \delta_1(1-a) + \delta_2(1-a)^2 + \delta_3(1-a)^3$, using the combined analysis CMB + JLA + BAO + CC.

δ_2 is allowed in this CL. The dark energy state parameter (the mean and best-fit values) shows its quintessential behaviour although within 68% CL, the phantom crossing is allowed.

Now we do the analysis with the last parametriza-

tion of $\delta(a)$ as in equation (16) where we fix the interaction parameters $\delta_0, \delta_1, \delta_2$ from their previous analyses and constrain δ_3 using the same observational data. The observational constraints have been summarized in the last two columns of Table VI where we find that $\delta_3 = 0.000207^{+0.001854}_{-0.001865}$ at 68% CL and one can see that within this CL, $\delta_3 = 0$ is possible. The current value of the dark energy state parameter is found to be $w_0 = -0.905^{+0.142}_{-0.157}$ (68% CL) which shows its quintessential character but phantom nature is still allowed. The allowance of the phantom state parameter in dark energy is further supported from its best fit value which crosses the phantom boundary. One may see Fig. 11 for the graphical variations of this scenario.

Similar to the previous two interaction models, we constrain the scenario for the general parametrization of eqn. (16) taking all the interaction parameters δ_i 's to be free. The dimension of the parameters space for this interaction scenario is twelve which is double of the dimension of the parameters space for the non-interacting Λ CDM model. We employ the same combined analysis and show the results of the free parameters in Table VII. And in Fig. 12 we also show the contour plots for different combinations of the free parameters. From the Fig. 12, one can clearly see that in a similar fashion, the parameters δ_2, δ_3 are degenerate, at least with the present astronomical data. Finally, we comment on the χ^2 values that we obtain for the best-fit values for this particular scenario. In Tables VI and VII, we have shown the values χ^2 for

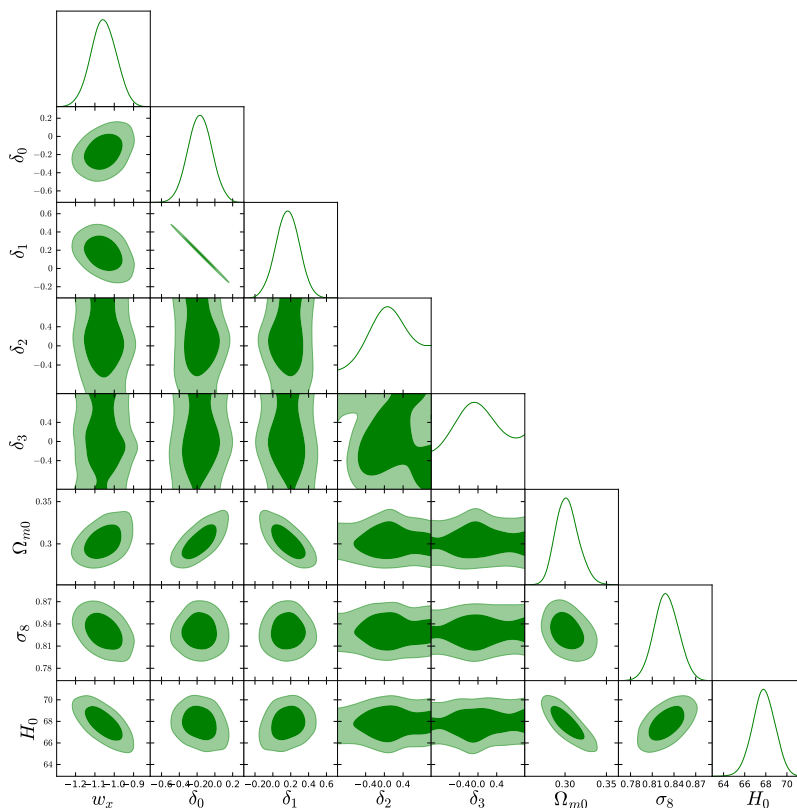


FIG. 8: 68% and 95% CL contour plots for different combinations of the model parameters as well as the one dimensional posterior distributions of some selected parameters of the interacting DE scenario (spatially flat case) with constant EoS in DE, w_x , for the most general parametrization $\delta(a) = \delta_0 + \delta_1(1-a) + \delta_2(1-a)^2 + \delta_3(1-a)^3$ where the interaction parameters δ_i 's are kept free. The analysis is CMB + JLA + BAO + CC and the results are summarized in Table V. One can clearly notice that the parameters δ_2 and δ_3 are degenerate similar to the interaction vacuum scenario.

different reconstructed scenario. As already commented, we are not bothered about the χ^2 value for the general scenario corresponding to the results in Table VII since some of the parameters are not constrained, so we are inclined towards the χ^2 values shown in Table VI. From this table we find that the results are not similar to what we find in the cases with interacting vacuum and interacting DE with $w_x \neq -1$. The dynamical character in $w_x(a)$ works differently in this case, as we observe.

B. Reconstruction of the interaction rate in the nonflat universe

For the three particular type of the dark energy fluids, we now consider a universe with a nonzero spatial curvature. The model parameters are estimated against the same four observational dataset CMB + JLA + BAO + CC.

1. Interacting vacuum

In the beginning we consider that the interaction parameter $\delta(a)$ is characterized by its Taylor series expansion (14) with two free parameters δ_0 and δ_1 . We constrained this scenario with the same observational data and present the results in the second and third column of Table VIII. From the estimations of δ_0 and δ_1 , namely, $\delta_0 = -0.135^{+0.161}_{-0.177}$ (68% CL) and $\delta_1 = 0.132^{+0.174}_{-0.158}$ (68% CL), one can see that the mean values of δ_0 and δ_1 are nonzero, but, $(\delta_0, \delta_1) = (0, 0)$ are allowed by the data within 68% CL, which means that according to the observational data, the model hardly distinguishes between an interacting and non-interacting scenario. We also estimated the curvature of the universe, $\Omega_K = -K/(aH)^2$, at present time, i.e., Ω_{K0} , for this interaction scenario. From Table VIII, we find that, $\Omega_{K0} = -0.00016^{+0.00549}_{-0.00585}$ at 68% CL (i.e., $-0.00601 < \Omega_{K0} < 0.00533$), that means, statistically, all the possibilities of the universe (open, flat, closed) are almost equally allowed. In Fig. 13 we have clearly displayed the graphical variations for this interaction scenario. We now point out one of the interesting observations from Fig. 13. From this figure, one can see that the parameters (δ_0, δ_1) are (strongly-)

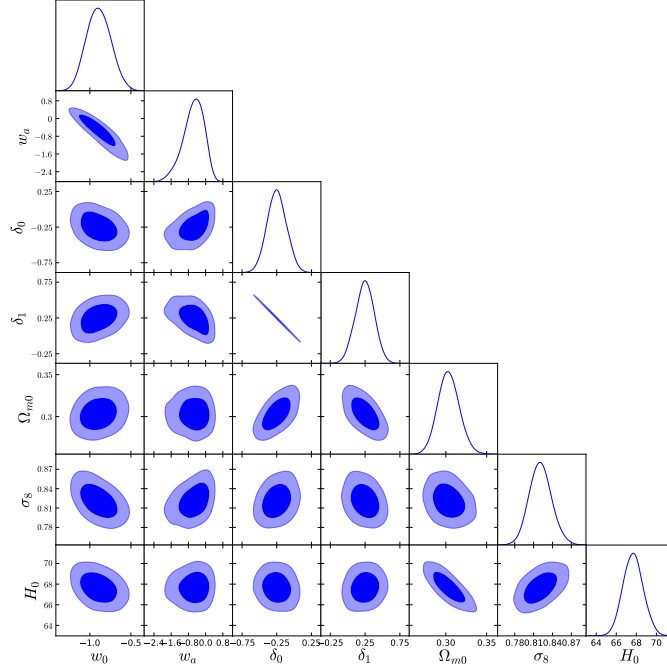


FIG. 9: 68% and 95% CL joint contours and one dimensional posterior distributions for the interacting DE scenario (spatially flat case) with dynamical DE state parameter $w_x(a) = w_0 + w_a(1-a)$, where the interaction is parametrized by $\delta(a) = \delta_0 + \delta_1(1-a)$ and the combined observational analysis is CMB + JLA + BAO + CC. The results of this analysis are shown in the second and third columns of Table VI.

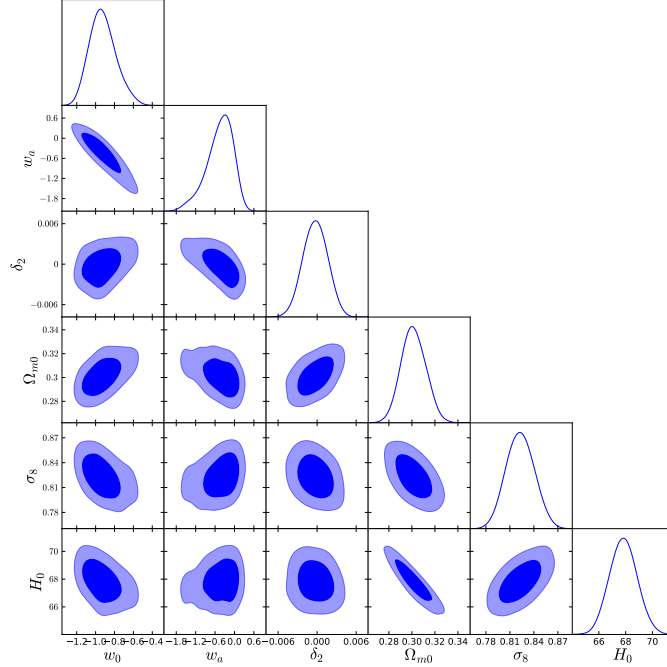


FIG. 10: 68% and 95% CL joint contours and one dimensional posterior distributions for the interacting DE scenario (spatially flat case) with dynamical DE state parameter $w_x(a) = w_0 + w_a(1-a)$, where the interaction is parametrized by $\delta(a) = \delta_0 + \delta_1(1-a) + \delta_2(1-a)^2$ and the mean values of (δ_0, δ_1) are fixed from Table VI. The combined observational analysis is taken to be as usual CMB + JLA + BAO + CC and the results of this analysis are shown in the fourth and fifth columns of Table VI.

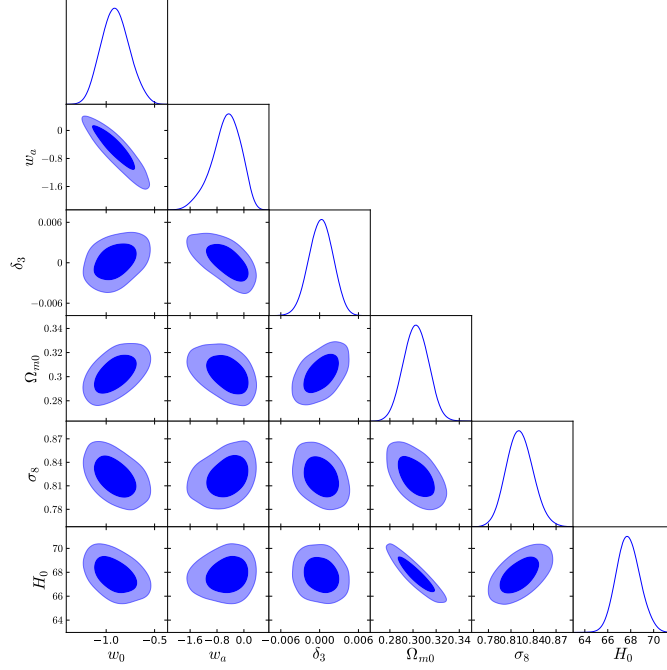


FIG. 11: 68% and 95% CL joint contours and one dimensional posterior distributions for the interacting DE scenario (spatially flat case) with dynamical DE state parameter $w_x(a) = w_0 + w_a(1 - a)$, where the interaction is parametrized by $\delta(a) = \delta_0 + \delta_1(1 - a) + \delta_2(1 - a)^2 + \delta_3(1 - a)^3$ and the parameters $(\delta_0, \delta_1, \delta_2)$ are fixed at their mean values from Table VI. The combined observational analysis is CMB + JLA + BAO + CC and the results of this analysis are shown in the last two columns of Table VI.

Parameters	Mean with errors	Best fit	Mean with errors	Best fit	Mean with errors	Best fit
$\Omega_c h^2$	$0.1160^{+0.0038+0.0073}_{-0.0038-0.0075}$	0.1193	$0.1157^{+0.0022+0.0041}_{-0.0022-0.0042}$	0.1164	$0.1160^{+0.0022+0.0040}_{-0.0021-0.0041}$	0.1154
$\Omega_b h^2$	$0.02225^{+0.00017+0.00034}_{-0.00017-0.00033}$	0.02244	$0.02224^{+0.00017+0.00036}_{-0.00017-0.00034}$	0.02233	$0.02225^{+0.00017+0.00034}_{-0.00017-0.00034}$	0.02219
$100\theta_{MC}$	$1.04104^{+0.00042+0.00085}_{-0.00042-0.00084}$	1.04091	$1.04104^{+0.00034+0.00063}_{-0.00033-0.00067}$	1.04082	$1.04102^{+0.00035+0.00066}_{-0.00035-0.00068}$	1.04113
τ	$0.080^{+0.017+0.034}_{-0.017-0.034}$	0.057	$0.079^{+0.016+0.032}_{-0.017-0.032}$	0.062	$0.078^{+0.017+0.034}_{-0.017-0.032}$	0.076
n_s	$0.9695^{+0.0061+0.0122}_{-0.0061-0.0115}$	0.9682	$0.9697^{+0.0047+0.0093}_{-0.0047-0.0091}$	0.9707	$0.9693^{+0.0046+0.0093}_{-0.0046-0.0091}$	0.9710
$\ln(10^{10} A_s)$	$3.092^{+0.033+0.066}_{-0.034-0.065}$	3.047	$3.090^{+0.032+0.064}_{-0.032-0.063}$	3.058	$3.089^{+0.032+0.065}_{-0.035-0.063}$	3.083
δ_0	$-0.249^{+0.134+0.273}_{-0.141-0.270}$	-0.193	-	-	-	-
δ_1	$0.246^{+0.147+0.264}_{-0.131-0.268}$	0.194	-	-	-	-
δ_2	×	×	$-0.000273^{+0.001934+0.003600}_{-0.001874-0.003698}$	0.000609	-	-
δ_3	×	×	×	×	$0.000207^{+0.001854+0.003487}_{-0.001865-0.003653}$	-0.000995
w_0	$-0.892^{+0.151+0.297}_{-0.152-0.293}$	-0.907	$-0.926^{+0.132+0.295}_{-0.156-0.272}$	-0.942	$-0.905^{+0.142+0.294}_{-0.157-0.280}$	-1.112
w_a	$-0.562^{+0.594+0.897}_{-0.580-1.023}$	-0.727	$-0.450^{+0.517+0.736}_{-0.282-0.906}$	-0.379	$-0.526^{+0.542+0.797}_{-0.333-0.900}$	0.092
Ω_{m0}	$0.303^{+0.013+0.027}_{-0.013-0.025}$	0.303	$0.301^{+0.011+0.021}_{-0.012-0.020}$	0.309	$0.303^{+0.011+0.021}_{-0.011-0.021}$	0.304
σ_8	$0.821^{+0.017+0.037}_{-0.019-0.034}$	0.809	$0.823^{+0.018+0.035}_{-0.018-0.033}$	0.804	$0.822^{+0.017+0.036}_{-0.019-0.033}$	0.829
H_0	$67.68^{+0.97+2.03}_{-1.08-1.93}$	68.52	$67.83^{+1.02+2.01}_{-1.03-1.96}$	67.18	$67.78^{+0.99+2.07}_{-1.09-1.93}$	67.46
χ^2		13674.426		13676.256		13675.758

TABLE VI: Reconstruction of the dark matter-dark energy interaction scenario in a spatially flat universe where dark energy assumes the dynamical state parameter, namely, the CPL parametrization, $w_x(a) = w_0 + w_a(1 - a)$. The combined observational data for all the analyses are, CMB + JLA + BAO + CC. In the columns ‘×’ means that the corresponding parameter has not been considered into the analyses while the sign ‘-’ present against any parameter means its mean value has been fixed for the subsequent analyses.

negatively correlated to each other, very similar to the interacting scenarios without the presence of curvature. So, one can realize that the presence of curvature cannot alter the behaviour of these two parameters.

We now consider the extended parametrization of $\delta(a)$

given in eqn. (15) that includes one more free parameter δ_2 . We fix the values of (δ_0, δ_1) to their corresponding mean values obtained from the analysis with eqn. (14) and constrain the model with one parameter left, i.e., δ_2 . The observational summary has been given

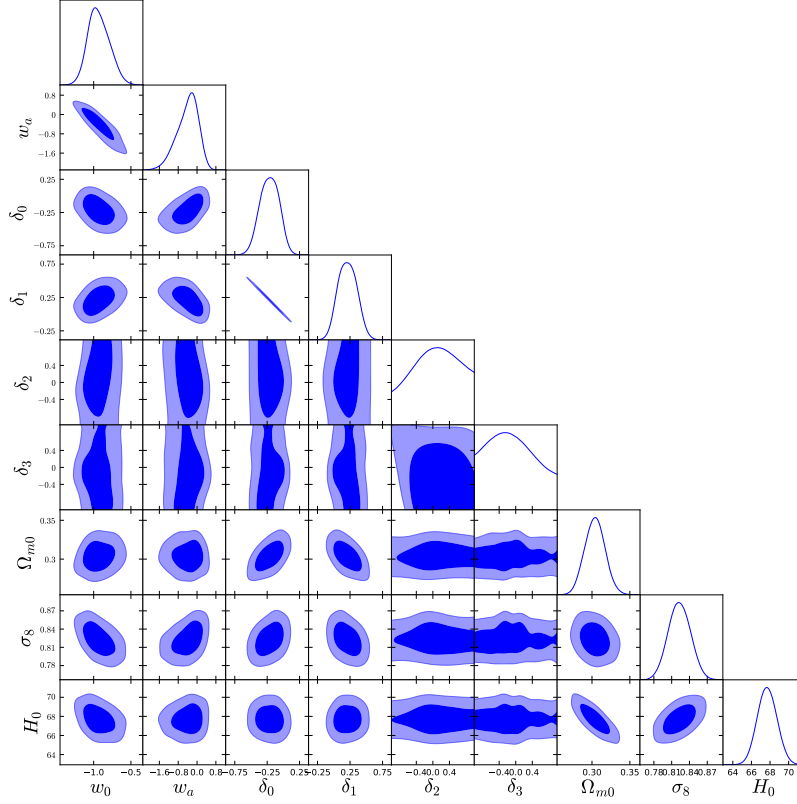


FIG. 12: 68% and 95% CL joint contours and one dimensional posterior distributions for the interacting DE scenario (spatially flat case) with dynamical DE state parameter $w_x(a) = w_0 + w_a(1 - a)$, for the most general parametrization $\delta(a) = \delta_0 + \delta_1(1 - a) + \delta_2(1 - a)^2 + \delta_3(1 - a)^3$ where the interaction parameters δ_i 's are kept free. The combined analysis is CMB + JLA + BAO + CC and the results are summarized in Table VII. One can clearly notice that the parameters δ_2 and δ_3 are degenerate similar to the interaction vacuum scenario.

Parameters	Mean with errors	Best fit
$\Omega_c h^2$	$0.1162^{+0.0039+0.0072}_{-0.0038-0.0077}$	0.1203
$\Omega_b h^2$	$0.02225^{+0.00016+0.00032}_{-0.00016-0.00031}$	0.02227
$100\theta_{MC}$	$1.04102^{+0.00043+0.00087}_{-0.00043-0.00086}$	1.04058
τ	$0.080^{+0.017+0.032}_{-0.017-0.032}$	0.067
n_s	$0.9694^{+0.0059+0.0125}_{-0.0066-0.0115}$	0.9652
$\ln(10^{10} A_s)$	$3.092^{+0.033+0.063}_{-0.033-0.063}$	3.070
w_0	$-0.930^{+0.128+0.297}_{-0.165-0.266}$	-1.053
w_a	$-0.402^{+0.540+0.837}_{-0.366-0.933}$	-0.198
δ_0	$-0.214^{+0.163+0.268}_{-0.146-0.281}$	-0.097
δ_1	$0.211^{+0.144+0.275}_{-0.160-0.262}$	0.098
δ_2	$0.061^{+0.9395+0.940}_{-0.250-1.061}$	0.047
δ_3	$-0.081^{+0.347+1.081}_{-0.802-0.919}$	-0.347
Ω_{m0}	$0.304^{+0.013+0.026}_{-0.013-0.026}$	0.306
σ_8	$0.823^{+0.019+0.037}_{-0.019-0.036}$	0.829
H_0	$67.69^{+1.04+2.07}_{-1.03-1.99}$	68.45
χ^2		13675.162

TABLE VII: Reconstruction of the interacting DE scenario with its dynamical EoS for the spatially flat FLRW universe and for the general parametrization $\delta(a) = \delta_0 + \delta_1(1 - a) + \delta_2(1 - a)^2 + \delta_3(1 - a)^3$, using the combined analysis CMB + JLA + BAO + CC.

in the fourth and fifth columns of Table VIII. Fig. 14 displays the corresponding graphical variations for this model. From the analysis, we see that, δ_2 is very very small ($\delta_2 = -0.000066^{+0.002264}_{-0.002243}$ at 68% CL) and within 68% CL, $\delta_2 = 0$ is allowed. From the estimation of the curvature scalar, we find that Ω_{K0} is sufficiently small, $\Omega_{K0} = -0.00032^{+0.00390}_{-0.00424}$ (at 68% CL), but higher than the radiation density at present ($\mathcal{O}(10^{-4})$). Since Ω_{K0} is found to allow both positive and negative values including $\Omega_{K0} = 0$, thus, all the possibilities of the universe (open, flat and closed) are statistically allowed.

We discuss the last parametrization of $\delta(a)$ in eqn. (16) and fix the parameters δ_i 's ($i = 0, 1, 2$) to their estimated mean values, see Table VIII and wish to constrain the remaining free interaction parameter δ_3 . The results of the analysis have been summarized in the last two columns of Table VIII and in Fig. 15 we present the graphical behaviour of the free parameters of the model. From the analysis one can see that the interaction parameter δ_3 is very small with $\delta_3 = -0.000041^{+0.002268}_{-0.002167}$ (68% CL) where $\delta_3 = 0$ is also allowed. The curvature parameter is constrained to be, $\Omega_{K0} = -0.00024^{+0.00412}_{-0.00404}$ (68% CL). Thus, we see that curvature density parameter is higher than that of the radiation density at present ($\mathcal{O}(10^{-4})$) and

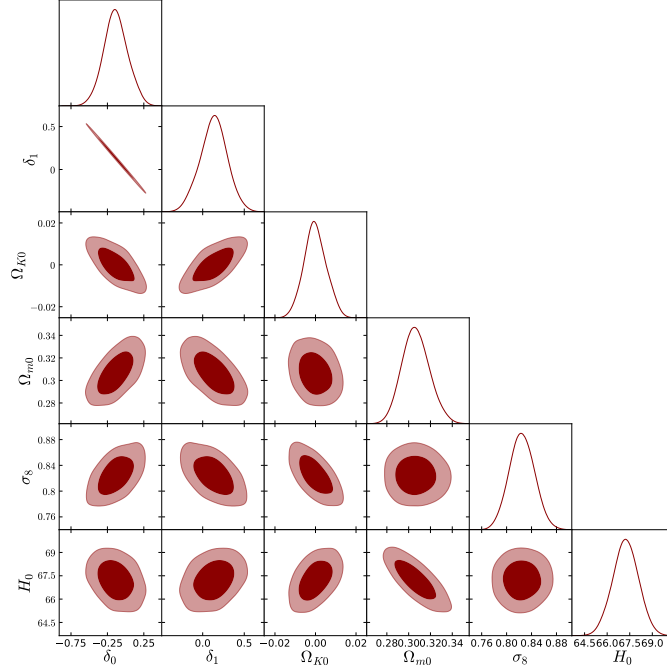


FIG. 13: 68% and 95% CL joint contours and one dimensional posterior distributions for the interacting vacuum scenario (nonflat case) where the interaction is parametrized by $\delta(a) = \delta_0 + \delta_1(1 - a)$. The combined data for this analysis have been set to be CMB + JLA + BAO + CC and the results are displayed in the second and third columns of Table VIII.

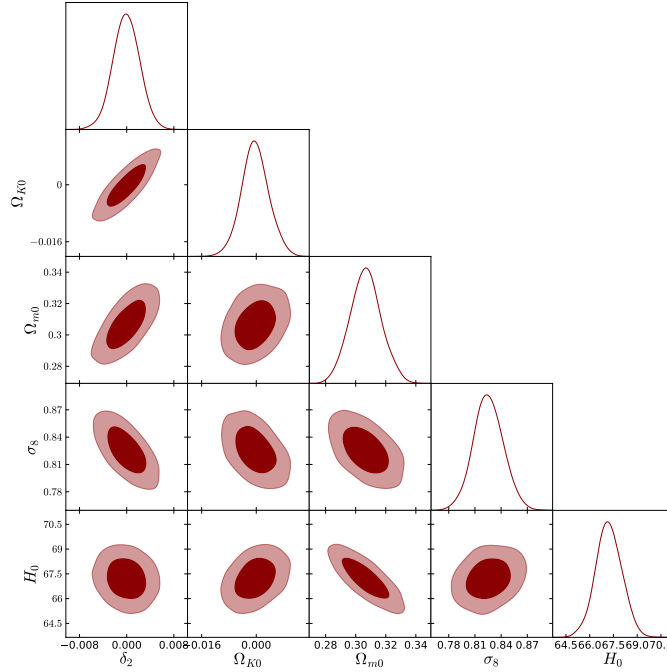


FIG. 14: 68% and 95% CL joint contours and one dimensional posterior distributions for the interacting vacuum scenario (nonflat case) where the interaction is parametrized by $\delta(a) = \delta_0 + \delta_1(1 - a) + \delta_2(1 - a)^2$ in which we fix the values of (δ_0, δ_1) from Table VIII but left δ_2 as a free parameter. The combined observational dataset we fix to be CMB + JLA + BAO + CC and the results are displayed in the fourth and fifth columns of Table VIII.

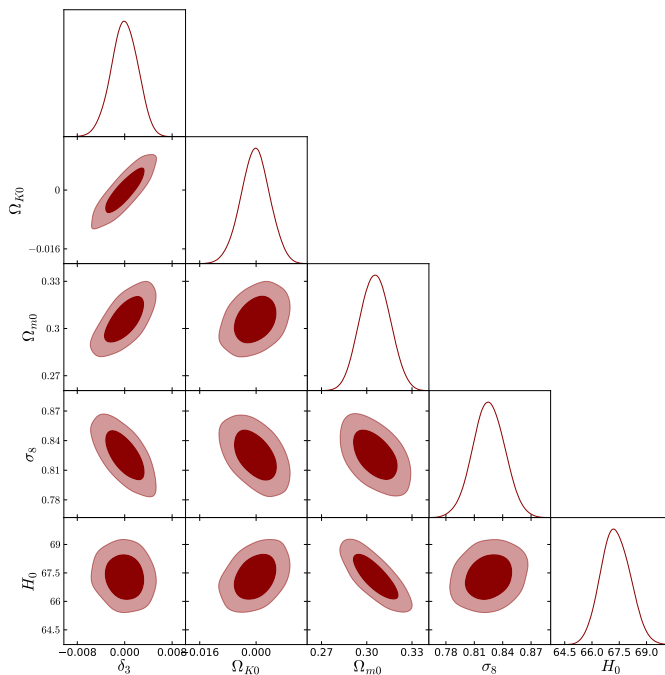


FIG. 15: 68% and 95% CL joint contours and one dimensional posterior distributions for the interacting vacuum scenario (nonflat case) where the interaction is parametrized by $\delta(a) = \delta_0 + \delta_1(1-a) + \delta_2(1-a)^2 + \delta_3(1-a)^3$ in which we fix the values of $(\delta_0, \delta_1, \delta_2)$ from the previous analysis (Table VIII) but left δ_3 as a free parameter. The combined observational data we set to be CMB + JLA + BAO + CC and the results are shown in the last two columns of Table VIII.

follows similar conclusion as found in the previous cases.

We now consider the general parametrization for $\delta(a)$ given in equation (16) and constrain the interaction model using the same datasets. See Table IX and Fig. 16 for summary. Including the expected degeneracies in the values of δ_2 and δ_3 , all conclusions remain the same. Concerning the χ^2 values (shown in Tables VIII and IX), we have similar observation as already discussed in section IV A 1.

2. Interacting DE with constant EoS other than vacuum

We now focus on the observational constraints on the interacting scenario when the universe has a nonzero curvature and the dark energy has a constant state parameter w_x .

We start with the parametrization $\delta(a) = \delta_0 + \delta_1(1-a)$ of eqn. (14) and constrain all the model parameters with the combined observational data that we have already mentioned. The summary of the observational constraints has been given in the second and third column of the Table X and the graphical behaviour between various parameters have been shown in Fig. 17. From the analysis we see that both δ_0 and δ_1 predict nonzero

mean values. More specifically, the estimated values are as follows: $\delta_0 = 0.134^{+0.175}_{-0.208}$ at 68% CL ($0.134^{+0.359}_{-0.352}$ at 95% CL), $\delta_1 = 0.134^{+0.175}_{-0.208}$ at 68% CL ($0.134^{+0.359}_{-0.352}$ at 95% CL). However, one can clearly notice that within 68% CL, $\delta_0 = 0$ and $\delta_1 = 0$ are also allowed by the data. Regarding the dark energy state parameter, we see that, $w_x = -1.046^{+0.070}_{-0.058}$ (68% CL) which also includes its quintessential nature and it is close to the cosmological constant boundary. Furthermore, from the curvature parameter, $\Omega_{K0} = -0.00053^{+0.00557}_{-0.00534}$ (at 68% CL) one may see that since its error bars are bigger compared to its mean value, thus, the possibilities of open, closed and flat universe are all allowed. About the nature of the parameters δ_0 and δ_1 , we have exactly similar conclusion (see Fig. 17) as mentioned in other interacting scenarios.

We now consider the second parametrization, i.e., eqn. (15) and fix the first two free parameters δ_0 and δ_1 to their corresponding mean values obtained from the previous analysis (column second of Table X) and constrain the scenario. The results are shown in the fourth and fifth columns of Table X and in Fig. 18 we present the corresponding graphics. From the results, we find the parameter δ_2 is very small taking $\delta_2 = -0.000249^{+0.002384}_{-0.002470}$ (68% CL) and hence no effective contribution to $\delta(a)$ as in the previous cases. The dark energy state parameter exhibits its phantom character, $w_x = -1.043^{+0.069}_{-0.063}$ (68% CL). Although from the estimation of w_x , we find its quintessential character is not ruled out either. As for the contribution of the spatial curvature, we have exactly

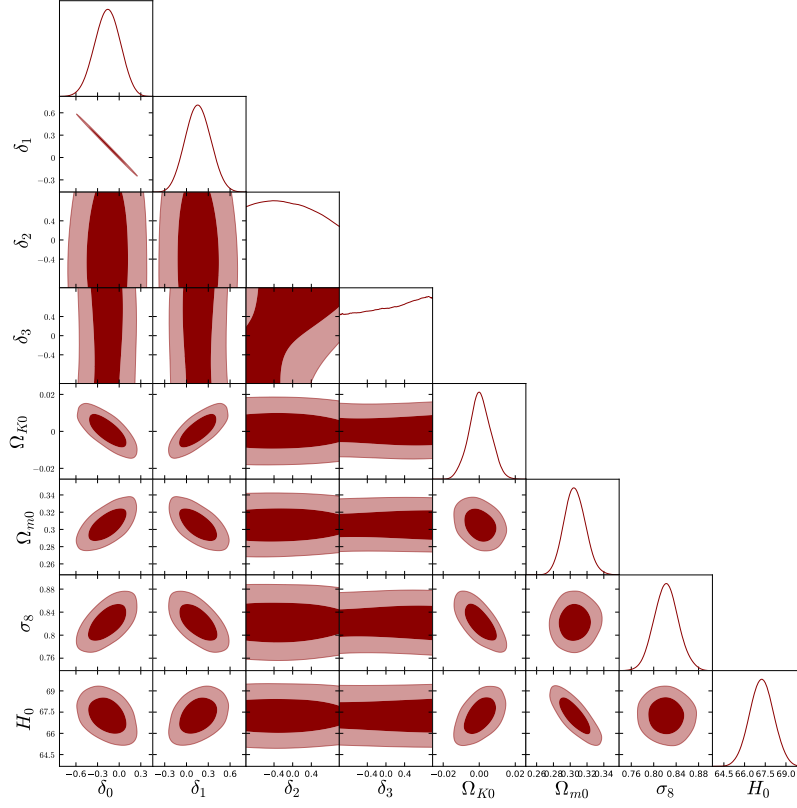


FIG. 16: 68% and 95% CL joint contours and one dimensional posterior distributions for the interacting vacuum scenario (nonflat case) using the most general parametrization $\delta(a) = \delta_0 + \delta_1(1-a) + \delta_2(1-a)^2 + \delta_3(1-a)^3$. The combined observational data we set to be CMB + JLA + BAO + CC and the results of the analysis are shown in Table IX.

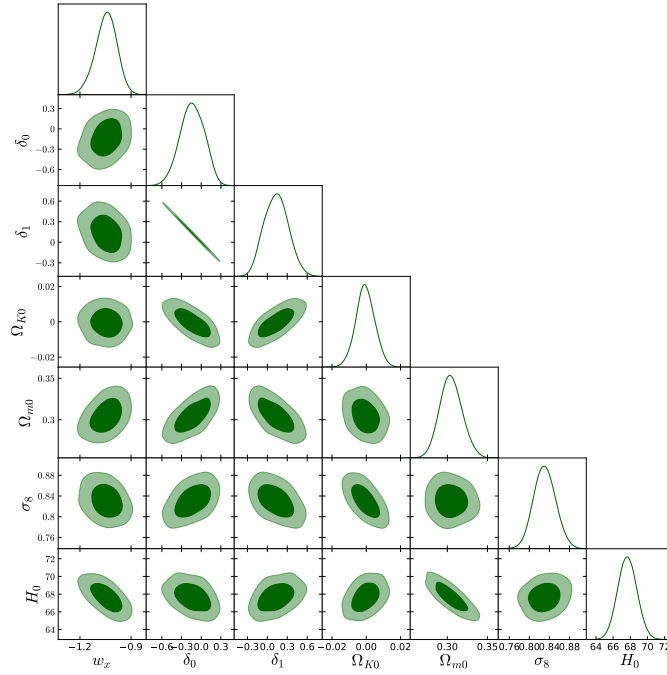


FIG. 17: 68% and 95% CL joint contours and one dimensional posterior distributions for the interacting DE scenario (nonflat case) with constant state parameter in DE, w_x , where the interaction is parametrized by $\delta(a) = \delta_0 + \delta_1(1-a)$. The combined data for this analysis have been set to be CMB + JLA + BAO + CC and the results are shown in the second and third columns of Table X.

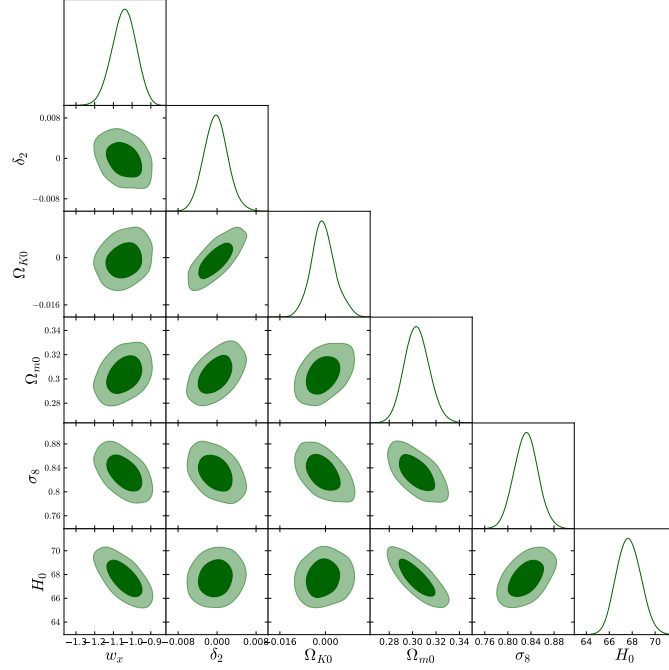


FIG. 18: 68% and 95% CL joint contours and one dimensional posterior distributions for the interacting DE scenario (nonflat case) with constant state parameter in DE, w_x , where the interaction is parametrized by $\delta(a) = \delta_0 + \delta_1(1-a) + \delta_2(1-a)^2$, and in which we fix the first two parameters (δ_0, δ_1) at their mean values from Table X. The combined data for this analysis have been set to be CMB + JLA + BAO + CC and the results are shown in the fourth and fifth columns of Table X.

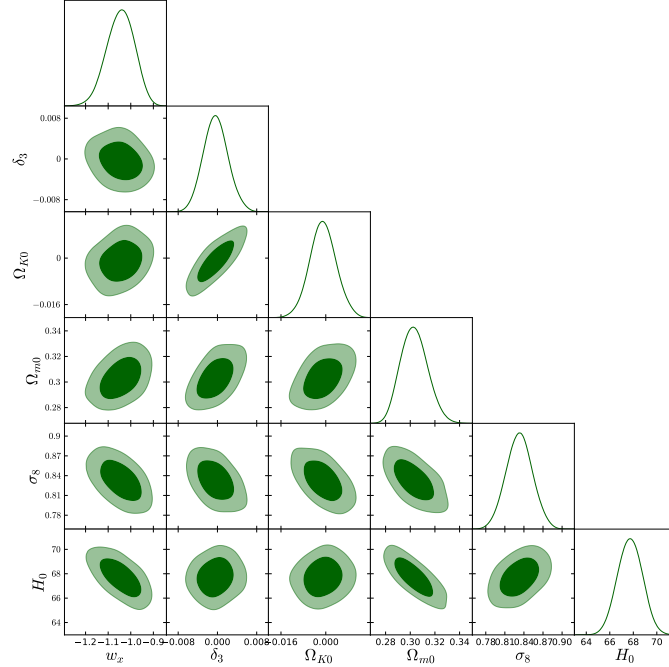


FIG. 19: 68% and 95% CL joint contours and one dimensional posterior distributions for the interacting DE scenario (nonflat case) with constant state parameter in DE, w_x , where the interaction is parametrized by $\delta(a) = \delta_0 + \delta_1(1-a) + \delta_2(1-a)^2 + \delta_3(1-a)^3$, in which we fix the first three parameters ($\delta_0, \delta_1, \delta_2$) from the previous analyses shown in Table X. The combined data for this analysis have been set to be CMB + JLA + BAO + CC and the results are shown in the last two columns of Table X.

Parameters	Mean with errors	Best fit	Mean with errors	Best fit	Mean with errors	Best fit
$\Omega_c h^2$	$0.1156^{+0.0035+0.0077}_{-0.0041-0.0070}$	0.1160	$0.1155^{+0.0029+0.0058}_{-0.0028-0.0056}$	0.1163	$0.1154^{+0.0028+0.0055}_{-0.0028-0.0057}$	0.1149
$\Omega_b h^2$	$0.02224^{+0.00016+0.00035}_{-0.00017-0.00033}$	0.02225	$0.02224^{+0.00016+0.00033}_{-0.00016-0.00031}$	0.02223	$0.02224^{+0.00017+0.00033}_{-0.00017-0.00034}$	0.02240
$100\theta_{MC}$	$1.04106^{+0.00043+0.00085}_{-0.00042-0.00086}$	1.04115	$1.04107^{+0.00039+0.00074}_{-0.00039-0.00077}$	1.04087	$1.04107^{+0.00038+0.00078}_{-0.00039-0.00073}$	1.04129
τ	$0.083^{+0.017+0.035}_{-0.017-0.034}$	0.075	$0.083^{+0.017+0.033}_{-0.017-0.033}$	0.088	$0.083^{+0.016+0.031}_{-0.016-0.031}$	0.093
n_s	$0.9709^{+0.0060+0.0114}_{-0.0060-0.0120}$	0.9710	$0.9706^{+0.0055+0.0111}_{-0.0060-0.0108}$	0.9689	$0.9710^{+0.0054+0.0110}_{-0.0061-0.0109}$	0.9742
$\ln(10^{10} A_s)$	$3.098^{+0.034+0.068}_{-0.033-0.066}$	3.081	$3.099^{+0.033+0.064}_{-0.034-0.064}$	3.108	$3.098^{+0.032+0.060}_{-0.031-0.060}$	3.121
δ_0	$-0.135^{+0.161+0.349}_{-0.177-0.326}$	-0.066	—	—	—	—
δ_1	$0.132^{+0.174+0.322}_{-0.158-0.345}$	0.063	—	—	—	—
δ_2	×	×	$-0.000066^{+0.002264+0.004479}_{-0.002243-0.004542}$	0.000585	—	—
δ_3	×	×	×	×	$-0.000041^{+0.002268+0.004200}_{-0.002167-0.004485}$	-0.000739
Ω_{K0}	$-0.00016^{+0.00549+0.01107}_{-0.00585-0.01068}$	-0.00182	$-0.00032^{+0.00390+0.00820}_{-0.00424-0.00807}$	0.00077	$-0.00024^{+0.00412+0.00791}_{-0.00404-0.00829}$	-0.00305
Ω_{m0}	$0.307^{+0.012+0.026}_{-0.014-0.024}$	0.303	$0.307^{+0.010+0.021}_{-0.010-0.020}$	0.309	$0.306^{+0.010+0.019}_{-0.010-0.019}$	0.311
σ_8	$0.825^{+0.020+0.040}_{-0.020-0.039}$	0.830	$0.825^{+0.017+0.035}_{-0.018-0.034}$	0.826	$0.825^{+0.017+0.033}_{-0.016-0.033}$	0.838
H_0	$67.23^{+0.85+1.67}_{-0.85-1.69}$	67.66	$67.21^{+0.82+1.64}_{-0.88-1.66}$	67.16	$67.30^{+0.82+1.59}_{-0.80-1.52}$	66.64
χ^2		13676.08		13673.516		13675.156

TABLE VIII: Reconstruction of the dark matter-dark energy interaction scenario for the interacting vacuum universe in the nonflat universe using the combined analysis CMB + JLA + BAO + CC. In the columns ‘×’ means that the corresponding parameter has not been considered into the analyses while the sign ‘-’ present against any parameter means its mean value has been fixed for the subsequent analyses.

Parameters	Mean with errors	Best fit
$\Omega_c h^2$	$0.1151^{+0.0036+0.0073}_{-0.0037-0.0073}$	0.1114
$\Omega_b h^2$	$0.02224^{+0.00017+0.00033}_{-0.00016-0.00032}$	0.02215
$100\theta_{MC}$	$1.04109^{+0.00041+0.00082}_{-0.00041-0.00082}$	1.04135
τ	$0.084^{+0.017+0.034}_{-0.017-0.034}$	0.100
n_s	$0.9713^{+0.0059+0.0118}_{-0.0059-0.0119}$	0.9740
$\ln(10^{10} A_s)$	$3.098^{+0.034+0.066}_{-0.034-0.067}$	3.130
δ_0	$-0.163^{+0.177+0.334}_{-0.177-0.345}$	-0.380
δ_1	$0.160^{+0.176+0.341}_{-0.175-0.331}$	0.371
δ_2	$-0.042^{+1.042+1.042}_{-0.958-0.958}$	-0.016
δ_3	$0.040^{+0.960+0.960}_{-1.040-1.040}$	0.888
Ω_{K0}	$0.00036^{+0.00612+0.01168}_{-0.00573-0.01187}$	0.0050
Ω_{m0}	$0.305^{+0.013+0.026}_{-0.013-0.024}$	0.288
σ_8	$0.822^{+0.021+0.044}_{-0.022-0.041}$	0.831
H_0	$67.24^{+0.86+1.69}_{-0.86-1.69}$	68.28
χ^2		13673.582

TABLE IX: Reconstruction of the dark matter-dark energy interaction scenario for the interacting vacuum universe for the nonflat universe using the general parametrization $\delta(a) = \delta_0 + \delta_1(1-a) + \delta_2(1-a)^2 + \delta_3(1-a)^3$. The combined analysis has been set to be CMB + JLA + BAO + CC.

similar conclusion as in the earlier sections.

After this we take the last parametrization of this series, i.e., equation (16) where similar to the previous cases, we fix the first three parameters δ_0 , δ_1 and δ_2 and constrain δ_3 . The results are summarized in the last two columns of Table XI and the corresponding graphical variations are shown in Fig. 19. We found that δ_3 is very small and the dark energy state parameter w_x , represents a universe where both a phantom or a quintessence behaviour is allowed since $w_x = -1.045^{+0.067}_{-0.061}$ (68% CL). Finally, we find that $|\Omega_{K0}|$ is higher in this case compared to previous two analyses with equations (15) and (14).

Now, as usual, we constrain this interacting scenario for the parametrization $\delta(a) = \delta_0 + \delta_1(1-a) + \delta_2(1-a)^2 + \delta_3(1-a)^3$ where all the interaction parameters δ_i 's are kept free. The results of the analysis have been presented in Table XI and the corresponding graphical variations are displayed in Fig. 20. From this figure, one can clearly see that although δ_i 's for $i = 2, 3$ are not well constrained by the present data, but, the behaviour of δ_0 and δ_1 are again not altered as significantly. Finally, in Table X and Table XI, we have shown the χ^2 values for the best-fit values obtained using the combined analysis. We have similar comment already notified in section IV A 2.

3. Interacting DE with dynamical EoS

Finally, we discuss the interacting model in the nonflat FLRW universe when the dark energy equation of state is dynamical, given by the CPL parametrization, eqn. (17).

We begin with the first parametrization $\delta(a) = \delta_0 + \delta_1(1-a)$ of eqn. (14). The observational constraints on the model are shown in the second and third columns of Table XII. In Fig. 22 we present the corresponding graphical analysis. Our analysis reveals as usual that the mean values of both δ_0 and δ_1 are non-null but within 68% CL, both of them allow zero values. The

Parameters	Mean with errors	Best fit	Mean with errors	Best fit	Mean with errors	Best fit
$\Omega_c h^2$	$0.1164^{+0.0039+0.0074}_{-0.0038-0.0076}$	0.1195	$0.1162^{+0.0030+0.0063}_{-0.0032-0.0064}$	0.1207	$0.1160^{+0.0032+0.0065}_{-0.0036-0.0061}$	0.1126
$\Omega_b h^2$	$0.02226^{+0.00017+0.00032}_{-0.00017-0.00033}$	0.02238	$0.02226^{+0.00016+0.00032}_{-0.00016-0.00033}$	0.02219	$0.02225^{+0.00015+0.00031}_{-0.00015-0.00031}$	0.02220
$100\theta_{MC}$	$1.04101^{+0.00044+0.00087}_{-0.00043-0.00088}$	1.04067	$1.04104^{+0.00039+0.00076}_{-0.00039-0.00078}$	1.04087	$1.04101^{+0.00043+0.00077}_{-0.00038-0.00082}$	1.04111
τ	$0.082^{+0.018+0.034}_{-0.018-0.035}$	0.070	$0.082^{+0.017+0.035}_{-0.018-0.033}$	0.079	$0.081^{+0.017+0.031}_{-0.017-0.033}$	0.084
n_s	$0.9697^{+0.0063+0.0126}_{-0.0063-0.0117}$	0.9658	$0.9698^{+0.0058+0.0111}_{-0.0058-0.0111}$	0.9645	$0.9698^{+0.0059+0.0112}_{-0.0058-0.0113}$	0.9747
$\ln(10^{10} A_s)$	$3.096^{+0.035+0.069}_{-0.035-0.070}$	3.066	$3.095^{+0.034+0.067}_{-0.033-0.066}$	3.099	$3.095^{+0.033+0.063}_{-0.034-0.065}$	3.103
δ_0	$-0.137^{+0.197+0.357}_{-0.184-0.364}$	-0.042	—	—	—	—
δ_1	$0.134^{+0.175+0.359}_{-0.208-0.352}$	0.043	—	—	—	—
δ_2	×	×	$-0.000249^{+0.002384+0.004100}_{-0.002470-0.004740}$	0.003250	—	—
δ_3	×	×	×	×	$-0.000361^{+0.002445+0.005239}_{-0.002509-0.004806}$	-0.002758
w_x	$-1.046^{+0.070+0.118}_{-0.058-0.134}$	-1.092	$-1.043^{+0.069+0.122}_{-0.063-0.128}$	-1.048	$-1.045^{+0.067+0.119}_{-0.061-0.117}$	-1.072
Ω_{K0}	$-0.00053^{+0.00557+0.01106}_{-0.00534-0.01108}$	-0.00144	$-0.00075^{+0.00393+0.00910}_{-0.00441-0.00821}$	0.00498	$-0.00101^{+0.00452+0.00980}_{-0.00454-0.00927}$	-0.00656
Ω_{m0}	$0.305^{+0.013+0.028}_{-0.015-0.026}$	0.306	$0.304^{+0.010+0.022}_{-0.012-0.020}$	0.314	$0.303^{+0.010+0.022}_{-0.012-0.021}$	0.294
σ_8	$0.831^{+0.021+0.044}_{-0.023-0.042}$	0.829	$0.832^{+0.020+0.042}_{-0.021-0.040}$	0.821	$0.833^{+0.020+0.040}_{-0.021-0.040}$	0.852
H_0	$67.66^{+1.10+2.20}_{-1.11-2.13}$	68.27	$67.69^{+1.06+2.09}_{-1.07-1.95}$	67.64	$67.72^{+1.06+2.01}_{-1.07-2.06}$	67.89
χ^2		13676.896		13676.222		13675.694

TABLE X: Non-flat universe: Reconstruction of the interacting DE scenario where DE has a constant EoS in DE, w_x , using the combined analysis CMB + JLA + BAO + CC. In the columns ‘×’ means that the corresponding parameter has not been considered into the analyses while the sign ‘-’ present against any parameter means its mean value has been fixed for the subsequent analyses.

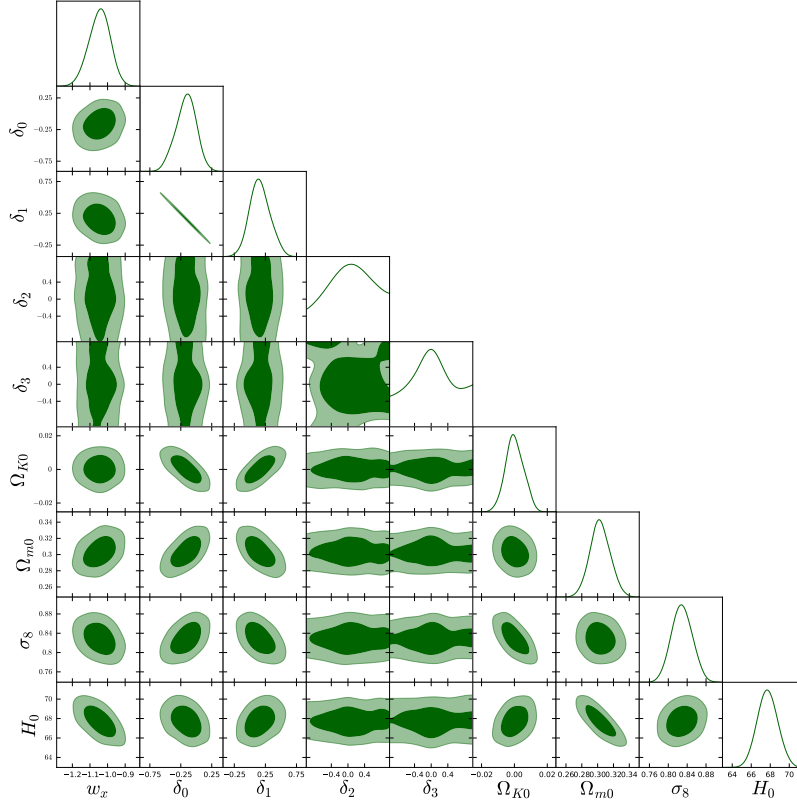


FIG. 20: 68% and 95% CL joint contours and one dimensional posterior distributions for the interacting DE scenario (nonflat case) with constant state parameter in DE, w_x , where the interaction is parametrized by the most general choice $\delta(a) = \delta_0 + \delta_1(1-a) + \delta_2(1-a)^2 + \delta_3(1-a)^3$ and δ_i 's ($i = 1, 2, 3$) are kept free. The combined data for this analysis have been set to be CMB + JLA + BAO + CC and the results of this analysis are shown in Table XI.

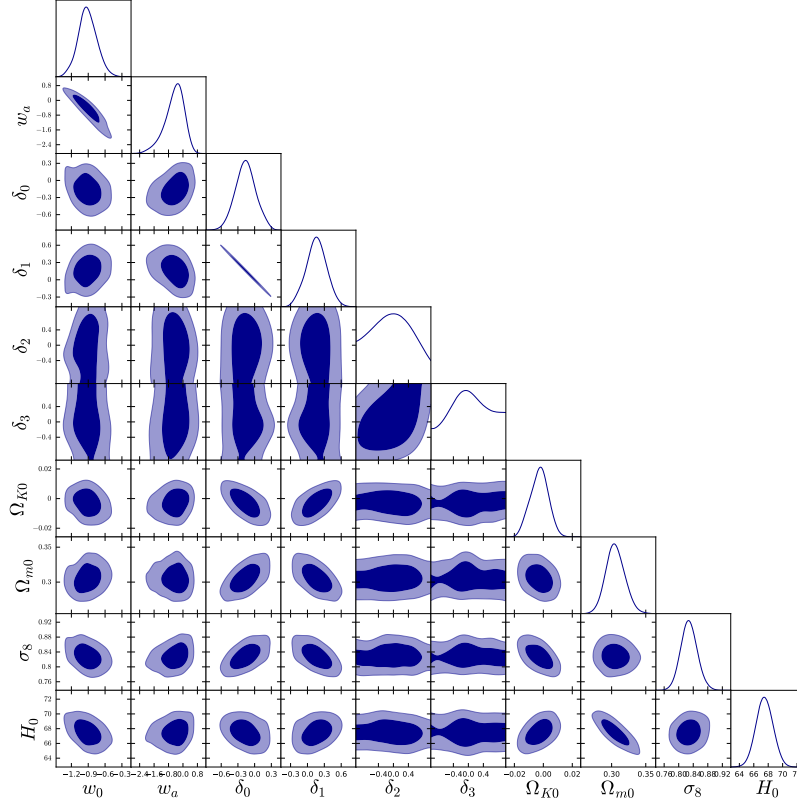


FIG. 21: 68% and 95% CL joint contours and one dimensional posterior distributions for the interacting DE scenario (nonflat case) with dynamical state parameter in DE, $w_x(a) = w_0 + w_a(1 - a)$, where the interaction is parametrized by $\delta(a) = \delta_0 + \delta_1(1 - a) + \delta_2(1 - a)^2 + \delta_3(1 - a)^3$ and all δ_i 's ($i = 1, 2, 3$) are kept free. The combined data for this analysis have been set to be CMB + JLA + BAO + CC and the results are shown in Table XIII.

dark energy state parameter shows its quintessential behaviour as, w_0 is $w_0 = -0.910^{+0.152}_{-0.184}$ (at 68% CL). However, the phantom character of w_0 is still allowed within the 68% CL where $-1.095 < w_0 < -0.758$. Regarding the spatial curvature, we notice that within 68% CL, $-0.00981 < \Omega_{K0} < 0.00238$, which is similar to findings of this work in other scenarios. From Fig. 22 we again conclude that, irrespective of the dynamical nature in the DE state parameter, the negative correlation between δ_0 and δ_1 exists and such correlation is very strong.

We then start with the second parametrization of $\delta(a)$, i.e., equation (15) where we fix the two parameters δ_0 and δ_1 to their obtained values, and constrain the interacting scenario with the same astronomical data. The results are summarized in the fourth and fifth columns of Table XII and in Fig. 23 we show the corresponding graphics. Our results show that δ_2 assumes a very small value with $\delta_2 = 0.000350^{+0.002540}_{-0.002261}$ (68% CL). Thus, the contribution of δ_2 towards the interaction parameter $\delta(a)$ is insignificant. While on the other hand, the present value of the dark energy equation of state keeps its quintessential character (see Table XII), although the observational data allow it to cross the phantom divide line, since within 68% CL, $-1.102 < w_0 < -0.828$. For the curvature parameter, our curvature follows the sim-

ilar statements made in earlier sections.

After the fittings with first two parametrizations, namely, (14) and (15), we start with the next parametrization (16) and fit the interacting scenario where we fix the first parameters δ_0 , δ_1 , δ_2 and constrain the last parameter δ_3 along with other free parameters. The summary is given in the last two columns of Table XII and in Fig. 24 we display the corresponding graphics. The conclusion is that δ_3 is very small and hence there is no effective contribution to $\delta(a)$; the mean value of the dark energy state parameter crosses the '-1' boundary although it may be quintessential in 68% CL; and the curvature parameter assumes the negative value (indication for an open universe) while the positive and zero values are allowed by the data.

As the last example, we take the general parametrization $\delta(a) = \delta_0 + \delta_1(1 - a) + \delta_2(1 - a)^2 + \delta_3(1 - a)^3$ and constrain the interacting scenario using the same combined analysis employed throughout this work. The results have been summarized in Table XIII and the graphical dependence between several free parameters including the one dimensional posterior distributions and the two dimensional contour plots are shown in Fig. 21. From Fig. 21, one can see that the parameters δ_2 and δ_3 are not properly constrained since from the analysis we can-

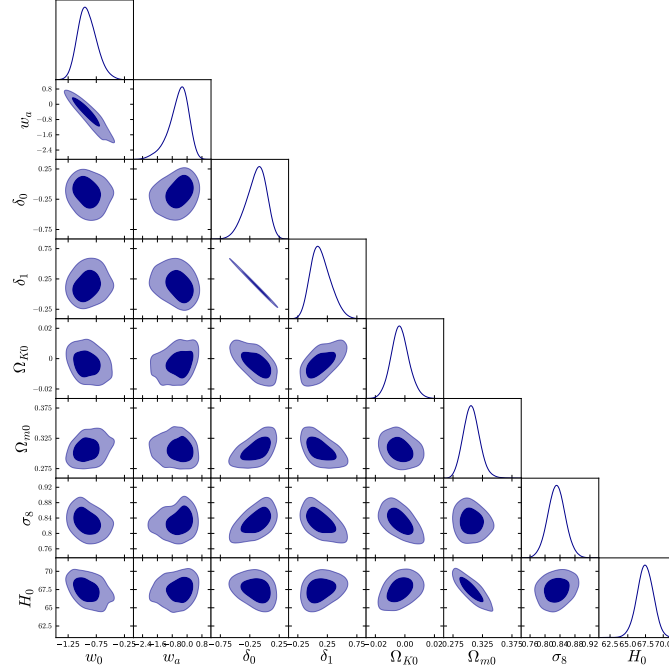


FIG. 22: 68% and 95% CL joint contours and one dimensional posterior distributions for the interacting DE scenario (nonflat case) with dynamical state parameter in DE, $w_x(a) = w_0 + w_a(1 - a)$, where the interaction is parametrized by $\delta(a) = \delta_0 + \delta_1(1 - a)$. The combined data for this analysis have been set to be CMB + JLA + BAO + CC and the results are shown in the second and third columns of Table XII.

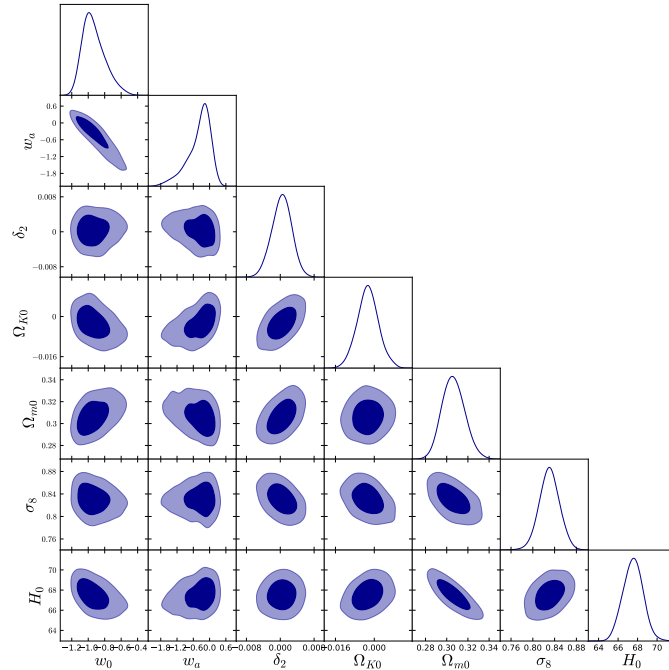


FIG. 23: 68% and 95% CL joint contours and one dimensional posterior distributions for the interacting DE scenario (nonflat case) with dynamical state parameter in DE, $w_x(a) = w_0 + w_a(1 - a)$, where the interaction is parametrized by $\delta(a) = \delta_0 + \delta_1(1 - a) + \delta_2(1 - a)^2$ in which (δ_0, δ_1) are fixed at their mean values from Table XII. The combined data for this analysis have been set to be CMB + JLA + BAO + CC and the results are shown in the fourth and fifth columns of Table XII.

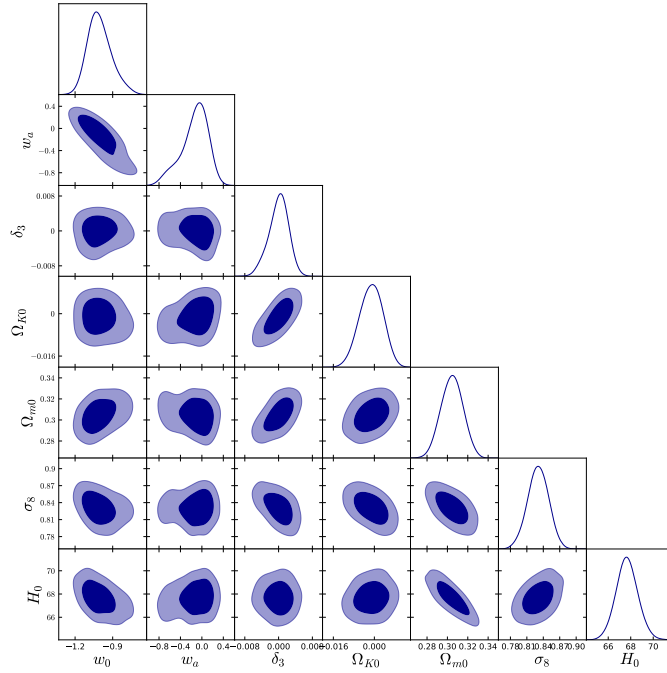


FIG. 24: 68% and 95% CL joint contours and one dimensional posterior distributions for the interacting DE scenario (nonflat case) with dynamical state parameter in DE, $w_x(a) = w_0 + w_a(1 - a)$, where the interaction is parametrized by $\delta(a) = \delta_0 + \delta_1(1 - a) + \delta_2(1 - a)^2 + \delta_3(1 - a)^3$, and in which $(\delta_0, \delta_1, \delta_2)$ are fixed at their mean values from Table XII. The combined data for this analysis have been set to be CMB + JLA + BAO + CC and the results are shown in the last two columns of Table XII.

Parameters	Mean with errors	Best fit
$\Omega_c h^2$	$0.1160^{+0.0036+0.0068}_{-0.0036-0.0074}$	0.1158
$\Omega_b h^2$	$0.02224^{+0.00017+0.00034}_{-0.00017-0.00033}$	0.02224
$100\theta_{MC}$	$1.04102^{+0.00042+0.00082}_{-0.00041-0.00082}$	1.04119
τ	$0.082^{+0.017+0.035}_{-0.017-0.034}$	0.096
n_s	$0.9698^{+0.0059+0.0119}_{-0.0059-0.0115}$	0.9716
$\ln(10^{10} A_s)$	$3.095^{+0.034+0.067}_{-0.033-0.067}$	3.122
w_x	$-1.046^{+0.067+0.117}_{-0.058-0.124}$	-1.006
δ_0	$-0.165^{+0.192+0.313}_{-0.146-0.344}$	-0.082
δ_1	$0.162^{+0.145+0.340}_{-0.190-0.308}$	0.078
δ_2	$0.049^{+0.598+0.951}_{-0.580-1.049}$	-0.183
δ_3	$0.013^{+0.987+0.987}_{-0.232-1.013}$	-0.175
Ω_{K0}	$0.00013^{+0.00562+0.01082}_{-0.00591-0.01091}$	-0.00448
Ω_{m0}	$0.303^{+0.013+0.026}_{-0.014-0.025}$	0.314
σ_8	$0.829^{+0.022+0.044}_{-0.022-0.043}$	0.847
H_0	$67.72^{+1.08+2.16}_{-1.08-2.08}$	66.44
χ^2		13676.21

TABLE XI: Reconstruction of the interacting DE scenario where DE has a constant EoS in DE, w_x , in the spatially nonflat universe for the general parametrization $\delta(a) = \delta_0 + \delta_1(1 - a) + \delta_2(1 - a)^2 + \delta_3(1 - a)^3$ using the combined analysis CMB + JLA + BAO + CC.

not put any upper or lower bounds on them. This is not surprising because we already mentioned that the parameters space for this interaction scenario increases considerably compared to the previous interaction models and one may expect such degeneracy in the parameters. From

Fig. 21, one can see that the strong negative correlation between δ_0 and δ_1 does not change. This is probably the most important finding of this work because such nature is independent of the curvature of the universe and with the dimension of the parameters space under consideration. We conclude this section with the following comment on χ^2 . Following the similar fashion, in Tables XII and XIII, we show the χ^2 values obtained from the best-fit values of the reconstructed scenarios. Leaving the χ^2 value of the general scenario as commented earlier, we focus on the χ^2 values of Table XII and we draw similar conclusion as described in section IV A 3.

V. SUMMARY AND DISCUSSIONS

In the present work we focus on a specific class of interacting models where we denote the presence of interaction through the deviation in the evolution law of the standard cold dark matter sector; we assume that the evolution of CDM is governed by the law $\rho_c \propto a^{-3+\delta(a)}$, where $\delta(a)$ is assumed to evolve and any $\delta(a)$ apart from its null values, reflects the interaction in the dark sector. The flow of energy can be characterized with the sign of $\delta(a)$. For instance, $\delta(a) < 0$ implies an energy flow from CDM to DE while its positive value indicates the flow of energy from DE to CDM. As the functional form of $\delta(a)$ is not known, we take a standard approach – the Taylor

Parameters	Mean with errors	Best fit	Mean with errors	Best fit	Mean with errors	Best fit
$\Omega_c h^2$	$0.1163^{+0.0033+0.0071}_{-0.0035-0.0075}$	0.1142	$0.1167^{+0.0031+0.0057}_{-0.0029-0.0058}$	0.1172	$0.1165^{+0.0035+0.0057}_{-0.0026-0.0063}$	0.1127
$\Omega_b h^2$	$0.02227^{+0.00018+0.00035}_{-0.00017-0.00034}$	0.02226	$0.02228^{+0.00017+0.00032}_{-0.00017-0.00032}$	0.02217	$0.02225^{+0.00016+0.00031}_{-0.00016-0.00033}$	0.02230
$100\theta_{MC}$	$1.04104^{+0.00041+0.00080}_{-0.00041-0.00080}$	1.04145	$1.04101^{+0.00038+0.00079}_{-0.00041-0.00078}$	1.04089	$1.04098^{+0.00037+0.00079}_{-0.00043-0.00071}$	1.04145
τ	$0.078^{+0.017+0.033}_{-0.017-0.036}$	0.078	$0.078^{+0.017+0.033}_{-0.016-0.032}$	0.089	$0.079^{+0.017+0.033}_{-0.016-0.035}$	0.102
n_s	$0.9701^{+0.0057+0.0108}_{-0.0056-0.0112}$	0.9714	$0.9694^{+0.0055+0.0112}_{-0.0056-0.0108}$	0.9684	$0.9694^{+0.0053+0.0117}_{-0.0065-0.0105}$	0.9777
$\ln(10^{10} A_s)$	$3.088^{+0.037+0.067}_{-0.034-0.071}$	3.091	$3.088^{+0.033+0.064}_{-0.032-0.064}$	3.115	$3.091^{+0.033+0.065}_{-0.032-0.067}$	3.131
δ_0	$-0.139^{+0.209+0.313}_{-0.137-0.354}$	-0.222	-	-	-	-
δ_1	$0.137^{+0.134+0.350}_{-0.208-0.308}$	0.218	-	-	-	-
δ_2	×	×	$0.000350^{+0.002540+0.004543}_{-0.002261-0.004713}$	-0.000517	-	-
δ_3	×	×	×	×	$-0.000004^{+0.002698+0.004179}_{-0.002056-0.005068}$	-0.001751
w_0	$-0.910^{+0.152+0.348}_{-0.184-0.322}$	-0.873	$-0.932^{+0.104+0.299}_{-0.170-0.254}$	-0.989	$-1.005^{+0.081+0.215}_{-0.109-0.181}$	-0.982
w_a	$-0.454^{+0.630+1.005}_{-0.393-1.162}$	-0.531	$-0.383^{+0.546+0.748}_{-0.250-0.988}$	-0.180	$-0.133^{+0.313+0.412}_{-0.149-0.590}$	-0.140
Ω_{K0}	$-0.00329^{+0.005668+0.012586}_{-0.00652-0.01188}$	-0.00619	$-0.00262^{+0.00433+0.00939}_{-0.00438-0.00885}$	-0.00003	$-0.00121^{+0.00489+0.00912}_{-0.00459-0.00810}$	-0.00435
Ω_{m0}	$0.306^{+0.013+0.028}_{-0.015-0.029}$	0.313	$0.306^{+0.010+0.022}_{-0.012-0.021}$	0.299	$0.305^{+0.011+0.021}_{-0.011-0.021}$	0.293
σ_8	$0.831^{+0.023+0.048}_{-0.023-0.047}$	0.825	$0.830^{+0.019+0.037}_{-0.018-0.037}$	0.852	$0.831^{+0.019+0.038}_{-0.019-0.039}$	0.847
H_0	$67.44^{+1.17+2.20}_{-1.12-2.38}$	66.21	$67.53^{+1.01+1.98}_{-1.05-2.00}$	68.42	$67.67^{+0.95+1.98}_{-0.96-1.88}$	68.04
χ^2		13676.868		13675.118		13677.000

TABLE XII: Non-flat universe: Reconstruction of the interacting DE scenario where DE has a dynamical EoS in DE, $w_x(a) = w_0 + w_a(1 - a)$, using the combined analysis CMB + JLA + BAO + CC. In the columns ‘×’ means that the corresponding parameter has not been considered into the analyses while the sign ‘-’ present against any parameter means its mean value has been fixed for the subsequent analyses.

Parameters	Mean with errors	Best fit
$\Omega_c h^2$	$0.1161^{+0.0036+0.0076}_{-0.0037-0.0072}$	0.1200
$\Omega_b h^2$	$0.02228^{+0.00017+0.00035}_{-0.00017-0.00035}$	0.02219
$100\theta_{MC}$	$1.04103^{+0.00043+0.00084}_{-0.00042-0.00085}$	1.04079
τ	$0.078^{+0.015+0.034}_{-0.017-0.035}$	0.069
n_s	$0.9702^{+0.0059+0.0119}_{-0.0059-0.0117}$	0.9623
$\ln(10^{10} A_s)$	$3.088^{+0.034+0.066}_{-0.034-0.068}$	3.066
w_0	$-0.912^{+0.162+0.350}_{-0.177-0.345}$	-0.919
w_a	$-0.471^{+0.631+1.035}_{-0.418-1.154}$	-0.519
δ_0	$-0.162^{+0.179+0.373}_{-0.183-0.364}$	-0.169
δ_1	$0.159^{+0.182+0.361}_{-0.178-0.368}$	0.169
δ_2	$-0.042^{+0.609+1.042}_{-0.535-0.959}$	0.384
δ_3	$0.036^{+0.764+0.965}_{-0.483-1.036}$	0.983
Ω_{K0}	$-0.00282^{+0.00682+0.01177}_{-0.00630-0.01239}$	0.00171
Ω_{m0}	$0.306^{+0.013+0.029}_{-0.015-0.026}$	0.308
σ_8	$0.828^{+0.023+0.047}_{-0.023-0.044}$	0.818
H_0	$67.49^{+1.18+2.33}_{-1.18-2.28}$	68.12
χ^2		13673.444

TABLE XIII: Reconstruction of the interacting DE scenario for the dynamical EoS in DE, $w_x(a) = w_0 + w_a(1 - a)$, where the interaction is parametrized by $\delta(a) = \delta_0 + \delta_1(1 - a) + \delta_2(1 - a)^2 + \delta_3(1 - a)^3$. The combined analysis is CMB + JLA + BAO + CC.

series expansion of $\delta(a)$ around the present scale factor $a_0 = 1$ as follows

$$\delta(a) = \delta_0 + \delta_1(1 - a) + \delta_2(1 - a)^2 + \delta_3(1 - a)^3 + \dots$$

where δ_i 's, $i = 0, 1, 2, 3, \dots$, are constants with δ_0 as the current value of the parameter $\delta(a)$. However, the consideration of a large number of free parameters in a cosmological model generally increases the degeneracy amongst

the parameters and it is naturally expected that the observational analysis with the entire parametrization (16) might be plagued with this issue. In the present work we have performed two separate reconstructions of the interaction scenarios. To start with, we consider the Taylor series expansion up to its second term, i.e. $\delta(a) = \delta_0 + \delta_1(1 - a)$ and constrain the interaction parameters, δ_0 and δ_1 . Next we increase one more term in the Taylor expansion as $\delta(a) = \delta_0 + \delta_1(1 - a) + \delta_2(1 - a)^2$, but this time, we fix the free parameters (δ_0, δ_1) of this Taylor expansion to their corresponding mean values obtained in the previous analysis with the parametrization $\delta(a) = \delta_0 + \delta_1(1 - a)$, and constrain the free parameter δ_2 . In a similar fashion, we consider the final parametrization in this series, $\delta(a) = \delta_0 + \delta_1(1 - a) + \delta_2(1 - a)^2 + \delta_3(1 - a)^3$, and similarly we fix the values of ($\delta_0, \delta_1, \delta_2$) from the previous analyses and constrain the last interaction parameter δ_3 . We note that, in a similar way, one can continue with more free parametrizations. But from the present analysis we find that the parameters δ_2 and δ_3 are in fact very small so that effectively the terms containing δ_2, δ_3 might be neglected, and any further generalization is hardly expected to improve the analysis.

Then we consider the full parametrization up to third order, $\delta(a) = \delta_0 + \delta_1(1 - a) + \delta_2(1 - a)^2 + \delta_3(1 - a)^3$ where we consider the parameters δ_i 's to be free and constrained all the interaction scenarios. The analyses performed with this entire parametrization now reflect that the parameters δ_2 and δ_3 are indeed degenerate as expected.

We have considered three dark energy models for both spatially flat and curved universe with various parametrization of the interaction. In whatever way we proceed, and whatever kind of a dark energy we choose,

δ_3 , δ_4 are always found to be small, and δ_1 , δ_2 are strongly negatively correlated, and they actually compensate the contribution from each other, particularly for small values of z . So there is a very strong indication that there is hardly any interaction in the dark sector of the universe, at least for the present interaction function Q given in eqn. (8). Even if there is any, that should have been in a distant past. The present dark matter and dark energy hardly infringe upon the independent evolution of each other.

We have also considered models with a nonzero spatial curvature. It is found that these models do not rule out such a possibility. However, the fate of the possibility of an interaction between DE and CDM hardly improves in the presence of a spatial curvature. In all such scenarios we note that the estimated values of H_0 are very similar to Planck [83], and hence, all of them are many sigmas apart from the local estimation of H_0 [84]. This perhaps might be an issue for further investigations. Finally, we

display the χ^2 values obtained for the best-fit scenarios in the last row of Tables II – XIII. We note that from the χ^2 values of all the interacting scenarios (including both spatially flat and nonflat cases), no new physics comes out.

Acknowledgments

The authors gratefully acknowledge the referee for his/her important suggestions and comments to improve the quality of the work and its presentation. W. Yang's work is supported by the National Natural Science Foundation of China under Grants No. 11705079 and No. 11647153. SP acknowledges the Faculty Research and Professional Development Fund (FRPDF) Scheme of Presidency University, Kolkata, India. AP was supported by FONDECYT postdoctoral grant no. 3160121.

-
- [1] S. Weinberg, *The cosmological constant problem*, Rev. Mod. Phys. **61**, 1 (1989)
- [2] P. J. E. Peebles and B. Ratra, *The Cosmological constant and dark energy*, Rev. Mod. Phys. **75**, 559 (2003) [astro-ph/0207347].
- [3] T. Padmanabhan, *Cosmological Constant - the Weight of the Vacuum*, Phys. Rept. **380**, 235 (2003) [arXiv:hep-th/0212290]
- [4] L. Perivolaropoulos, *Six Puzzles for Λ CDM Cosmology*, arXiv:0811.4684
- [5] G. W. Horndeski, *Second-order scalar-tensor field equations in a four-dimensional space*, Int. J. Theor. Phys. **10**, 363 (1974)
- [6] C. Brans and R. H. Dicke, *Mach's Principle and a Relativistic Theory of Gravitation*, Phys. Rev. **124**, 195 (1961)
- [7] V. Gorini, A. Kamenshchik and U. Moschella, *Can the Chaplygin gas be a plausible model for dark energy?*, Phys. Rev. D **67**, 063509 (2003) [arXiv:astro-ph/0209395]
- [8] E. J. Copeland, M. Sami and S. Tsujikawa, *Dynamics of dark energy*, Int. J. Mod. Phys. D **15**, 1753 (2006) [hep-th/0603057].
- [9] S. Basilakos, *Solving the main cosmological puzzles using a modified vacuum energy*, Astron. Astrophys. **508**, 575 (2009) [arXiv:0901.3195 [astro-ph.CO]].
- [10] B. Li and J. D. Barrow, *Does Bulk Viscosity Create a Viable Unified Dark Matter Model?*, Phys. Rev. D **79**, 103521 (2009) [arXiv:0902.3163 [gr-qc]].
- [11] T. P. Sotiriou and V. Faraoni, *$f(R)$ Theories Of Gravity*, Rev. Mod. Phys. **82**, 451 (2010) [arXiv:0805.1726 [gr-qc]].
- [12] A. De Felice and S. Tsujikawa, *$f(R)$ theories*, Living Rev. Rel. **13**, 3 (2010) [arXiv:1002.4928 [gr-qc]].
- [13] T. Clifton, P. G. Ferreira, A. Padilla and C. Skordis, *Modified Gravity and Cosmology*, Phys. Rep. **513**, 1 (2012) [arXiv:1106.2476 [astro-ph.CO]].
- [14] Y. F. Cai, S. Capozziello, M. De Laurentis and E. N. Saridakis, *$f(T)$ teleparallel gravity and cosmology*, Rept. Prog. Phys. **79**, no. 10, 106901 (2016) [arXiv:1511.07586 [gr-qc]].
- [15] R. C. Nunes and S. Pan, *Cosmological consequences of an adiabatic matter creation process*, Mon. Not. Roy. Astron. Soc. **459**, no. 1, 673 (2016) [arXiv:1603.02573 [gr-qc]].
- [16] S. Pan, J. de Haro, A. Paliathanasis and R. J. Slagter, *Evolution and Dynamics of a Matter creation model*, Mon. Not. Roy. Astron. Soc. **460**, no. 2, 1445 (2016) [arXiv:1601.03955 [gr-qc]].
- [17] S. Nojiri, S. D. Odintsov and V. K. Oikonomou, *Modified Gravity Theories on a Nutshell: Inflation, Bounce and Late-time Evolution*, Phys. Rept. **692**, 1 (2017), [arXiv:1705.11098 [gr-qc]].
- [18] G. Papagiannopoulos, S. Basilakos, A. Paliathanasis, S. Savvidou and P. C. Stavrinos, *Finsler-Randers cosmology: dynamical analysis and growth of matter perturbations*, Class. Quant. Grav. **34**, no. 22, 225008 (2017) [arXiv:1709.03748 [gr-qc]].
- [19] S. Pan, J. D. Barrow and A. Paliathanasis, *Two-fluid solutions of particle-creation cosmologies*, Eur. Phys. J. C **79**, no. 2, 115 (2019) [arXiv:1812.05493 [gr-qc]].
- [20] L. Amendola, *Coupled Quintessence*, Phys. Rev. D **62**, 043511 (2000) [arXiv:astro-ph/9908023].
- [21] D. Tocchini-Valentini and L. Amendola, *Stationary dark energy with a baryon dominated era: Solving the coincidence problem with a linear coupling*, Phys. Rev. D **65**, 063508 (2002) [astro-ph/0108143].
- [22] L. Amendola and C. Quercellini, *Tracking and coupled dark energy as seen by WMAP*, Phys. Rev. D **68**, 023514 (2003) [arXiv:astro-ph/0303228].
- [23] S. del Campo, R. Herrera and D. Pavón, *Toward a solution of the coincidence problem*, Phys. Rev. D **78**, 021302 (2008) [arXiv:0806.2116 [astro-ph]].
- [24] S. del Campo, R. Herrera and D. Pavón, *Interacting models may be key to solve the cosmic coincidence problem*, J. Cosmol. Astropart. Phys. **0901**, 020 (2009) [arXiv:0812.2210 [gr-qc]].
- [25] C. Wetterich, *The cosmon model for an asymptotically vanishing time-dependent cosmological constant*, Astron. Astrophys. **301**, 321 (1995) [arXiv:hep-th/9408025].

- [26] S. Kumar and R. C. Nunes, *Echo of interactions in the dark sector*, Phys. Rev. D **96**, no. 10, 103511 (2017) [arXiv:1702.02143 [astro-ph.CO]].
- [27] E. Di Valentino, A. Melchiorri and O. Mena, *Can interacting dark energy solve the H_0 tension?*, Phys. Rev. D **96**, 043503 (2017) [arXiv:1704.08342 [astro-ph.CO]].
- [28] W. Yang, S. Pan, E. Di Valentino, R. C. Nunes, S. Vagnozzi and D. F. Mota, *Tale of stable interacting dark energy, observational signatures, and the H_0 tension*, JCAP **1809**, no. 09, 019 (2018) [arXiv:1805.08252 [astro-ph.CO]].
- [29] W. Yang, A. Mukherjee, E. Di Valentino and S. Pan, *Interacting dark energy with time varying equation of state and the H_0 tension*, Phys. Rev. D **98**, no. 12, 123527 (2018) [arXiv:1809.06883 [astro-ph.CO]].
- [30] C. Van De Bruck and J. Mifsud, *Searching for dark matter - dark energy interactions: going beyond the conformal case*, Phys. Rev. D **97**, no. 2, 023506 (2018) [arXiv:1709.04882 [astro-ph.CO]].
- [31] B. J. Barros, L. Amendola, T. Barreiro and N. J. Nunes, *Coupled quintessence with a Λ CDM background: removing the σ_8 tension*, JCAP **1901**, no. 01, 007 (2019) [arXiv:1802.09216 [astro-ph.CO]].
- [32] Y. L. Bolotin, A. Kostenko, O. A. Lemets and D. A. Yerokhin, *Cosmological Evolution With Interaction Between Dark Energy And Dark Matter*, Int. J. Mod. Phys. D **24**, no. 03, 1530007 (2015) [arXiv:1310.0085 [astro-ph.CO]].
- [33] B. Wang, E. Abdalla, F. Atrio-Barandela and D. Pavón, *Dark Matter and Dark Energy Interactions: Theoretical Challenges, Cosmological Implications and Observational Signatures*, Rept. Prog. Phys. **79**, 096901 (2016) [arXiv:1604.08299].
- [34] C. G. Boehmer, N. Tamanini and M. Wright, *Interacting quintessence from a variational approach Part I: algebraic couplings*, Phys. Rev. D **91**, no. 12, 123002 (2015) [arXiv:1501.06540 [gr-qc]].
- [35] C. G. Boehmer, N. Tamanini and M. Wright, *Interacting quintessence from a variational approach Part II: derivative couplings*, Phys. Rev. D **91**, no. 12, 123003 (2015) [arXiv:1502.04030 [gr-qc]].
- [36] J. H. He and B. Wang, *Effects of the interaction between dark energy and dark matter on cosmological parameters*, JCAP **0806**, 010 (2008) [arXiv:0801.4233 [astro-ph]].
- [37] A. P. Billyard and A. A. Coley, *Interactions in scalar field cosmology*, Phys. Rev. D **61**, 083503 (2000) [astro-ph/9908224].
- [38] L. Amendola, M. Gasperini and F. Piazza, *Fitting type Ia supernovae with coupled dark energy*, JCAP **0409**, 014 (2004) [astro-ph/0407573].
- [39] R. Curbelo, T. Gonzalez, G. Leon and I. Quiros, *Interacting phantom energy and avoidance of the big rip singularity*, Class. Quant. Grav. **23**, 1585 (2006) [astro-ph/0502141].
- [40] T. Gonzalez, G. Leon and I. Quiros, *Dynamics of quintessence models of dark energy with exponential coupling to dark matter*, Class. Quant. Grav. **23**, 3165 (2006) [astro-ph/0702227].
- [41] L. Amendola, V. Pettorino, C. Quercellini and A. Vollmer, *Testing coupled dark energy with next-generation large-scale observations*, Phys. Rev. D **85**, 103008 (2012) [arXiv:1111.1404 [astro-ph.CO]].
- [42] V. Pettorino, L. Amendola, C. Baccigalupi and C. Quercellini, *Constraints on coupled dark energy using CMB data from WMAP and SPT*, Phys. Rev. D **86**, 103507 (2012) [arXiv:1207.3293 [astro-ph.CO]].
- [43] V. Salvatelli, N. Said, M. Bruni, A. Melchiorri and D. Wands, *Indications of a late-time interaction in the dark sector*, Phys. Rev. Lett. **113**, no. 18, 181301 (2014) [arXiv:1406.7297 [astro-ph.CO]].
- [44] W. Yang and L. Xu, *Cosmological constraints on interacting dark energy with redshift-space distortion after Planck data*, Phys. Rev. D **89**, no. 8, 083517 (2014) [arXiv:1401.1286 [astro-ph.CO]].
- [45] J. S. Wang and F. Y. Wang, *Cosmological model of the interaction between dark matter and dark energy*, Astron. Astrophys. **564**, A137 (2014) [arXiv:1403.4318 [astro-ph.CO]].
- [46] W. Yang and L. Xu, *Coupled dark energy with perturbed Hubble expansion rate*, Phys. Rev. D **90**, no. 8, 083532 (2014) [arXiv:1409.5533 [astro-ph.CO]].
- [47] S. Pan, S. Bhattacharya and S. Chakraborty, *An analytic model for interacting dark energy and its observational constraints*, Mon. Not. Roy. Astron. Soc. **452**, no. 3, 3038 (2015) [arXiv:1210.0396 [gr-qc]].
- [48] C. van de Bruck, J. Mifsud and J. Morrice, *Testing coupled dark energy models with their cosmological background evolution*, Phys. Rev. D **95**, no. 4, 043513 (2017) [arXiv:1609.09855 [astro-ph.CO]].
- [49] W. Yang, H. Li, Y. Wu and J. Lu, *Cosmological constraints on coupled dark energy*, JCAP **1610**, no.10, 007 (2016) [arXiv:1608.07039 [astro-ph.CO]].
- [50] C. Caprini and N. Tamanini, *Constraining early and interacting dark energy with gravitational wave standard sirens: the potential of the eLISA mission*, JCAP **1610**, no. 10, 006 (2016) [arXiv:1607.08755 [astro-ph.CO]].
- [51] M. Shahalam, S. D. Pathak, S. Li, R. Myrzakulov and A. Wang, *Dynamics of coupled phantom and tachyon fields*, Eur. Phys. J. C **77**, no. 10, 686 (2017) [arXiv:1702.04720 [gr-qc]].
- [52] R. G. Cai, N. Tamanini and T. Yang, *Reconstructing the dark sector interaction with LISA*, JCAP **1705**, no. 05, 031 (2017) [arXiv:1703.07323 [astro-ph.CO]].
- [53] S. Kumar and R. C. Nunes, *Observational constraints on dark matter-dark energy scattering cross section*, Eur. Phys. J. C **77**, no. 11, 734 (2017) [arXiv:1709.02384 [astro-ph.CO]].
- [54] S. Pan and G. S. Sharov, *A model with interaction of dark components and recent observational data*, Mon. Not. Roy. Astron. Soc. **472**, no. 4, 4736 (2017) [arXiv:1609.02287 [gr-qc]].
- [55] A. Mukherjee and N. Banerjee, *In search of the dark matter dark energy interaction: a kinematic approach*, Class. Quant. Grav. **34**, no. 3, 035016 (2017) [arXiv:1610.04419 [astro-ph.CO]].
- [56] G. S. Sharov, S. Bhattacharya, S. Pan, R. C. Nunes and S. Chakraborty, *A new interacting two fluid model and its consequences*, Mon. Not. Roy. Astron. Soc. **466**, no. 3, 3497 (2017) [arXiv:1701.00780 [gr-qc]].
- [57] W. Yang, S. Pan and J. D. Barrow, *Large-scale Stability and Astronomical Constraints for Coupled Dark-Energy Models*, Phys. Rev. D **97**, no. 4, 043529 (2018) [arXiv:1706.04953 [astro-ph.CO]].
- [58] W. Yang, S. Pan and D. F. Mota, *Novel approach toward the large-scale stable interacting dark-energy models and their astronomical bounds*, Phys. Rev. D **96**, no. 12, 123508 (2017) [arXiv:1709.00006 [astro-ph.CO]].
- [59] S. Pan, A. Mukherjee and N. Banerjee, *Astronomical*

- bounds on a cosmological model allowing a general interaction in the dark sector, *Mon. Not. Roy. Astron. Soc.* **477**, no. 1, 1189 (2018) [arXiv:1710.03725 [astro-ph.CO]].
- [60] W. Yang, S. Pan, L. Xu and D. F. Mota, *Effects of anisotropic stress in interacting dark matter-dark energy scenarios*, *Mon. Not. Roy. Astron. Soc.* **482**, no. 2, 1858 (2019) [arXiv:1804.08455 [astro-ph.CO]].
- [61] W. Yang, S. Pan and A. Paliathanasis, *Cosmological constraints on an exponential interaction in the dark sector*, *Mon. Not. Roy. Astron. Soc.* **482**, no. 1, 1007 (2019) [arXiv:1804.08558 [gr-qc]].
- [62] W. Yang, S. Pan, R. Herrera and S. Chakraborty, *Large-scale (in) stability analysis of an exactly solved coupled dark-energy model*, *Phys. Rev. D* **98**, no. 4, 043517 (2018) [arXiv:1808.01669 [gr-qc]].
- [63] L. Amendola, G. Camargo Campos and R. Rosenfeld, *Consequences of dark matter-dark energy interaction on cosmological parameters derived from SNIa data*, *Phys. Rev. D* **75**, 083506 (2007) [astro-ph/0610806].
- [64] R. C. Nunes and E. M. Barboza, *Dark matter-dark energy interaction for a time-dependent EoS parameter*, *Gen. Rel. Grav.* **46**, 1820 (2014) [arXiv:1404.1620 [astro-ph.CO]].
- [65] R. C. Nunes, S. Pan and E. N. Saridakis, *New constraints on interacting dark energy from cosmic chronometers*, *Phys. Rev. D* **94**, 023508 (2016) [arXiv:1605.01712 [astro-ph.CO]].
- [66] S. Kumar and R. C. Nunes, *Probing the interaction between dark matter and dark energy in the presence of massive neutrinos*, *Phys. Rev. D* **94**, 123511 (2016) [arXiv:1608.02454 [astro-ph.CO]].
- [67] W. Yang, N. Banerjee and S. Pan, *Constraining a dark matter and dark energy interaction scenario with a dynamical equation of state*, *Phys. Rev. D* **95**, 123527 (2017) [arXiv:1705.09278 [astro-ph.CO]].
- [68] R. Rosenfeld, *Reconstruction of interacting dark energy models from parameterizations*, *Phys. Rev. D* **75**, 083509 (2007) [astro-ph/0701213].
- [69] E. J. Copeland, E. W. Kolb, A. R. Liddle and J. E. Lidsey, *Reconstructing the inflation potential, in principle and in practice*, *Phys. Rev. D* **48**, 2529 (1993) [hep-ph/9303288].
- [70] G. Mangano, G. Miele and C. Stornaiolo, *Inflaton potential reconstruction and generalized equations of state*, *Mod. Phys. Lett. A* **10**, 1977 (1995) [astro-ph/9507117].
- [71] M. Chevallier and D. Polarski, *Accelerating universes with scaling dark matter*, *Int. J. Mod. Phys. D* **10**, 213 (2001), [gr-qc/0009008].
- [72] E. V. Linder, *Exploring the expansion history of the universe*, *Phys. Rev. Lett.* **90**, 091301 (2003), [astro-ph/0208512].
- [73] R. Adam *et al.* [Planck Collaboration], *Planck 2015 results. I. Overview of products and scientific results*, *Astron. Astrophys.* **594**, A1 (2016) [arXiv:1502.01582 [astro-ph.CO]].
- [74] N. Aghanim *et al.* [Planck Collaboration], *Planck 2015 results. XI. CMB power spectra, likelihoods, and robustness of parameters*, *Astron. Astrophys.* **594**, A11 (2016) [arXiv:1507.02704 [astro-ph.CO]].
- [75] M. Betoule *et al.* [SDSS Collaboration], *Improved cosmological constraints from a joint analysis of the SDSS-II and SNLS supernova samples*, *Astron. Astrophys.* **568**, A22 (2014) [arXiv:1401.4064 [astro-ph.CO]].
- [76] F. Beutler *et al.*, *The 6dF Galaxy Survey: Baryon Acoustic Oscillations and the Local Hubble Constant*, *Mon. Not. Roy. Astron. Soc.* **416**, 3017 (2011) [arXiv:1106.3366 [astro-ph.CO]].
- [77] N. Padmanabhan, X. Xu, D. J. Eisenstein, R. Scalzo, A. J. Cuesta, K. T. Mehta and E. Kazin, *A 2 per cent distance to $z=0.35$ by reconstructing baryon acoustic oscillations - I. Methods and application to the Sloan Digital Sky Survey*, *Mon. Not. Roy. Astron. Soc.* **427**, 2132 (2012) [arXiv:1202.0090 [astro-ph.CO]].
- [78] M. Manera *et al.*, *The clustering of galaxies in the SDSS-III Baryon Oscillation Spectroscopic Survey: a large sample of mock galaxy catalogues*, *Mon. Not. Roy. Astron. Soc.* **428**, 1036 (2012) [arXiv:1203.6609 [astro-ph.CO]].
- [79] M. Moresco *et al.*, *A 6% measurement of the Hubble parameter at $z \sim 0.45$: direct evidence of the epoch of cosmic re-acceleration*, *JCAP* **1605**, 014 (2016) [arXiv:1601.01701 [astro-ph.CO]].
- [80] A. Lewis and S. Bridle, *Cosmological parameters from CMB and other data: A Monte Carlo approach*, *Phys. Rev. D* **66**, 103511 (2002), [astro-ph/0205436].
- [81] A. Lewis, A. Challinor and A. Lasenby, *Efficient computation of CMB anisotropies in closed FRW models*, *Astrophys. J.* **538**, 473 (2000), [astro-ph/9911177].
- [82] A. Gelman and D. Rubin, *Inference from iterative simulation using multiple sequences*, *Statistical Science* **7**, 457 (1992).
- [83] P. A. R. Ade *et al.* [Planck Collaboration], *Planck 2015 results. XIII. Cosmological parameters*, *Astron. Astrophys.* **594**, A13 (2016) [arXiv:1502.01589 [astro-ph.CO]].
- [84] A. G. Riess *et al.*, *A 2.4% Determination of the Local Value of the Hubble Constant*, *Astrophys. J.* **826**, no. 1, 56 (2016) [arXiv:1604.01424 [astro-ph.CO]].