

Nonparametric inference of interaction laws in systems of agents from trajectory data

Fei Lu^{a, b, c, e}, Ming Zhong^{b, e}, Sui Tang^{a, e}, and Mauro Maggioni^{a, b, c, d, e, *}

^aDepartment of Mathematics

^bDepartment of Applied Mathematics & Statistics

^cInstitute for Data Intensive Engineering and Science

^dMathematical Institute for Data Science

^eJohns Hopkins University, Baltimore, MD 21218, USA

^{*}Corresponding Author: mauromaggioni@icloud.com

May 22, 2022

Abstract

Inferring the laws of interaction between particles and agents in complex dynamical systems from observational data is a fundamental challenge in a wide variety of disciplines. We propose a non-parametric statistical learning approach to estimate the governing laws of distance-based interactions, with no reference or assumption about their analytical form, from data consisting of trajectories of interacting agents. We demonstrate the effectiveness of our learning approach both by providing theoretical guarantees, and by testing the approach on a variety of prototypical systems in various disciplines. These systems include homogeneous and heterogeneous agents systems, ranging from particle systems in fundamental physics to agent-based systems modeling opinion dynamics under the social influence, prey-predator dynamics, flocking and swarming, and phototaxis in cell dynamics.

Keywords: Non-parametric inference | Machine Learning | Data-driven modeling | Dynamical systems | Agent-based systems | Data science

1 Introduction

Systems of interacting agents arise in a wide variety of disciplines, including Physics, Biology, Ecology, Neurobiology, Social Sciences, and Economics (see e.g. [6, 17, 8, 12, 10, 16] and references therein). Agents may represent particles, atoms, cells, animals, neurons, people, rational agents, opinions, etc... The understanding of agent interactions at the appropriate scale in these systems is as fundamental a problem as the understanding of interaction laws of particles in Physics.

How can laws of interaction between agents be discovered? In Physics vast knowledge and intuition exist to formulate hypotheses about the form of interactions, inspiring careful experiments and accurate measurements, that together lead to the inference of interaction laws. This is a classical area of research, dating back to at least Gauss, Lagrange, and Laplace [13], that plays a fundamental role in many disciplines. In the context of interacting agents at the scale of complex organisms, there are fewer controlled experiments possible, and few “canonical” choices for modeling the interactions. Different types and models of interactions have been proposed

in different scientific fields, and fit to experimental data, which in turn may suggest new modeling approaches, in a model-data validation loop. Often the form of governing interaction laws is chosen a priori, within perhaps a small parametric family, and the aim is often to reproduce only qualitatively, and not quantitatively, some of the macroscopic features of the observed dynamics, such as the formation of certain patterns.

Our work fits at the boundary between statistical/machine learning and dynamical systems, where equations are estimated from observed trajectory data, and inference takes into account assumptions about the form of the equations governing the dynamics. Since the past decade, the rapidly increasing acquisition of data, due to decreasing costs of sensors and measurements, has made the learning of large and complex systems possible, and there has been an increasing interest in inference techniques that are model-agnostic and scalable to high-dimensional systems and large data sets.

We establish statistically sound, dynamically accurate, computationally efficient techniques for inferring these interaction laws from trajectory data. We propose a *non-parametric* approach for learning interaction laws in particle and agent systems, based on observations of trajectories of the states (e.g. position, opinion, etc...) of the systems, on the assumption that the interaction kernel depends on pairwise distances only, unlike recent efforts either require feature libraries or parametric forms for such interactions [5, 14, 2], or aim at identifying only the type of interaction from a small set of possible types [1, 63, 55]. We consider a Least Squares (LS) estimator, classical in the area of inverse problems (dating back to Legendre and Gauss), but suitably regularized and tuned to the learning of the interaction kernel in agent-based systems.

The unknown is the interaction kernel, a function of pairwise-distances between agents of the systems. The values of this function, however, are not observed, in contrast to the standard regression problems; yet we are able to show that our estimator converges at an optimal rate as if we were in the 1-dimensional regression setting. In particular, there is no dependency on the dimension of the state space of the system nor any curse of dimensionality, making these estimators well-suited for the modern high-dimensional data regime. Our estimator is constructed with algorithms that are computationally efficient and are ready to be implemented in a streaming fashion: it is, therefore, well-suited for large data sets. Our estimator may be easily extended to a variety of complex systems; we consider here first order and second order models, with single and multiple types of agents, and with interactions with simple environments. We also show that the theoretical guarantees on the performance of the estimator make it suitable for hypothesis testing when the true model is unknown, assisting the investigator in choosing among different possible (nonparametric) models.

2 Learning interaction kernels

We start with a model that is used in a wide variety of interacting agent systems (e.g. physical particles, influence propagation in a population [9, 4, 7]): consider $N > 1$ agents $\{\mathbf{x}_i\}_{i=1}^N$ in \mathbb{R}^d , evolving according to the system of ODE's

$$\dot{\mathbf{x}}_i(t) = \frac{1}{N} \sum_{i'=1}^N \phi(\|\mathbf{x}_{i'}(t) - \mathbf{x}_i(t)\|)(\mathbf{x}_{i'}(t) - \mathbf{x}_i(t)), \quad (1)$$

where $\dot{\mathbf{x}}_i(t) = \frac{d}{dt}\mathbf{x}_i(t)$; $\|\cdot\|$ is the Euclidean norm, and $\phi: \mathbb{R}_+ \rightarrow \mathbb{R}$ is the *interaction kernel*. Let $\mathbf{X} := (\mathbf{x}_i)_{i=1}^N \in \mathbb{R}^{dN}$ be the state vector for all the agents, $\mathbf{r}_{ii'}(t) := \mathbf{x}_{i'}(t) - \mathbf{x}_i(t)$ and $r_{ii'}(t) := \|\mathbf{r}_{ii'}(t)\|$. The evolution (1) is the gradient flow for the potential energy $\mathcal{U}(\mathbf{X}(t)) := \frac{1}{2N} \sum_{i \neq i'} \Phi(r_{ii'}(t))$, with $\phi(\cdot) = \Phi'(\cdot)/\cdot$. The function $\phi(\cdot)$ reappears naturally below, the fundamental reason being its relationship with \mathcal{U} and Φ . Our observations are positions along trajectories: $\mathbf{X}_{\text{tr}} := \{\mathbf{X}^m(t_l)\}_{l=1, m=1}^{L, M}$, $0 = t_1 < \dots < t_L = T$. Velocities $\dot{\mathbf{X}}^m(t_l)$ are approximated by finite differences. The M initial conditions (I.C.'s) $\mathbf{X}_0^m := \mathbf{X}^m(0)$ are drawn independently at random from a probability measure μ_0 on \mathbb{R}^{dN} .

Our goal is to infer, in a nonparametric fashion, the interaction kernel ϕ , by constructing an estimator $\hat{\phi}$ from training data. A fundamental statistical problem that involves estimating a function is regression: given samples $(z_i, g(z_i))_{i=1}^n$, with the z_i 's i.i.d. samples from an (unknown) measure ρ_Z in \mathbb{R}^D , and g a suitably regular (say Hölder r) unknown function $\mathbb{R}^D \rightarrow \mathbb{R}$, one constructs an estimator \hat{g} such that $\|\hat{g} - g\|_{L^2(\rho_Z)} \lesssim n^{-\frac{r}{2r+D}}$, with high probability (over the z_i 's). This rate is optimal in a minimax sense, [15], and its dramatic degradation

with D is a manifestation of the curse of dimensionality. Upon re-writing (1) as $\dot{\mathbf{X}} = \mathbf{f}_\phi(\mathbf{X})$, our observations (with either approximated or directly observed velocities) resemble those needed for regression if we thought of $Z = \mathbf{X}$ as a random variable, and $g = \mathbf{f}_\phi$. However, our observations are not i.i.d. samples of \mathbf{X} with respect to any probability measure, the lack of independence being the most glaring aspect. If we nevertheless pursued this line of thought, we would be hit with the curse of dimensionality in trying to learn the target function $g = \mathbf{f}_\phi$ on the state space \mathbb{R}^{dN} , leading to a rate $n^{-O(1/dN)}$ for regression. This renders this approach useless in practice as soon as, say, $dN \geq 20$. A direct application of existing approaches (e.g. [5, 14]), developed for low-dimensional systems, go in this direction. These works would try to ameliorate this curse of dimensionality by requiring \mathbf{f}_ϕ to be well-approximated by a linear combination of a small number of functions in a known large dictionary. While such dictionaries may be known for specific problems, especially in Physics, they are usually not given in the case of complex, agent-based systems. Finally, such dictionaries typically grow dramatically in size with the dimension (here, dN), and existing guarantees that avoid the curse dimensionality require further, strong assumptions on the measurements or the dynamics.

We proceed in a different direction, aiming for the flexibility of a non-parametric model while exploiting the structure of the system in (1). The target function ϕ depends on just one variable (pairwise distance), but it is observed through a collection of non-independent linear measurements (the l.h.s. of (1)), at locations $\mathbf{r}_{ii'}^m(t_l) = \|\mathbf{x}_{i'}^m(t_l) - \mathbf{x}_i^m(t_l)\|$, with coefficients $\mathbf{r}_{ii'}^m(t_l) = \mathbf{x}_{i'}^m(t_l) - \mathbf{x}_i^m(t_l)$, as in the r.h.s. of (1). When the t_l 's are equidistant in time, we consider an estimator minimizing the empirical error functional

$$\mathcal{E}_{L,M}(\varphi) := \frac{1}{LMN} \sum_{l,m,i=1}^{L,M,N} \|\dot{\mathbf{x}}_i^m(t_l) - \mathbf{f}_\varphi(\mathbf{x}^m(t_l))_i\|^2, \quad (2)$$

$$\hat{\phi} = \hat{\phi}_{L,M,\mathcal{H}} := \arg \min_{\varphi \in \mathcal{H}} \mathcal{E}_{L,M}(\varphi), \quad (3)$$

where \mathcal{H} is a hypothesis space of functions $\mathbb{R}_+ \rightarrow \mathbb{R}$, of dimension n (we will choose n dependent on M). We introduce a natural probability measure ρ_T on \mathbb{R}_+ that depends only on the dynamics: it can be thought of as an ‘‘occupancy’’ measure, in the sense that for any interval I , $\rho_T(I)$ is the probability (over the random initial conditions distributed according to μ_0) of seeing a pair of agents with a distance between them being a value in I , averaged over the time interval $[0, T]$; see (4) for a formal definition. We will measure the performance of $\hat{\phi}$ in terms of the error $\|\hat{\phi}(\cdot) - \phi(\cdot)\|_{L^2(\rho_T)}$. Theorem 3.1, our main result, will bound this error by $\tilde{O}(M^{-s/(2s+1)})$ if ϕ is Hölder s : this is the optimal exponent for learning ϕ if we were in the (more favorable) 1-dimensional regression setting! We therefore completely avoid the curse of dimensionality. It is crucial that ρ_T has wide support in order for the error to be informative. When the system is ergodic, we expect ρ_T to have a large support for large T , as the system explores its ergodic distribution. However many deterministic systems of interest may reach a stationary state (as in the cases of the Lennard-Jones or opinion dynamics, to be considered momentarily), in which case ρ_T becomes highly concentrated on a finite set for large T : in these cases it may be more relevant to consider T small compared to the relaxation time.

We are also interested in whether trajectories $\mathbf{X}(t)$ of the true system are well-approximated by trajectories $\widehat{\mathbf{X}}(t)$ of the system governed by the interaction kernel $\hat{\phi}$, on both the ‘‘training’’ time interval $[0, T]$ and after time T . Proposition 3.2 below bounds $\sup_{t \in [0, T']} \|\widehat{\mathbf{X}}(t) - \mathbf{X}(t)\|$ in terms of $\|\hat{\phi}(\cdot) - \phi(\cdot)\|_{L^2(\rho_T)}$, at least for T' not too large; this further validates the use of $L^2(\rho_T)$. We will report on this distance for both $T' = T$ and $T' > T$ (‘‘prediction’’ regime).

Finally, while the error $\|\hat{\phi}(\cdot) - \phi(\cdot)\|_{L^2(\rho_T)}$ is unknown in practice (since ϕ is unknown), our results give guarantees on its size. Moreover, proxies for the error on trajectories, for example by holding out portions of trajectories during the training phase, may be derived from data. These measures of error may, therefore, be used to test and validate different models: too large an error with one model of the dynamics may invalidate the model and suggest that a different model (e.g. second order vs. first order, or multiple vs. single agent types) should be used (see Sec.5).

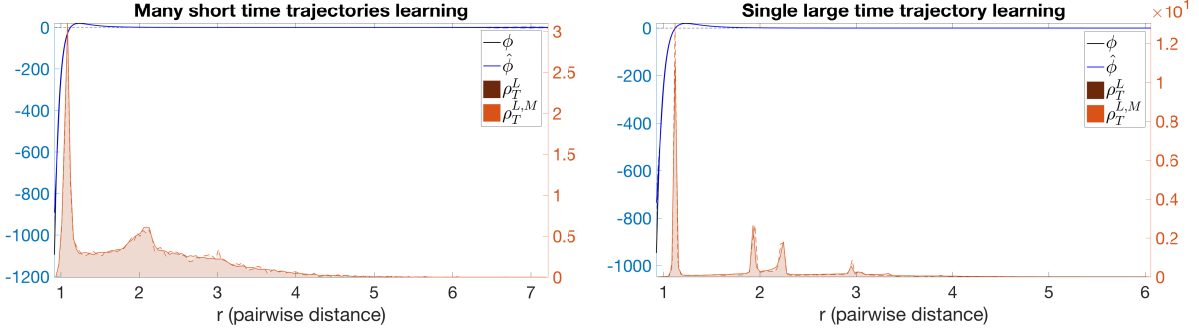


Figure 1: *Lennard-Jones system*. Learning the interaction kernel ϕ (in black). Estimators (in blue) in two sampling regimes: many short-time trajectories (left), i.e. $M = 200$, L and T small, and a single large time trajectory (right), i.e. $M = 20$ with L and T large. In both cases we superimpose histograms of ρ_T^L (estimated from a large number of trajectories, outside of training data) and $\rho_T^{L,M}$ (estimated from the M training data trajectories, see (15)). The estimators belong to a hypothesis space \mathcal{H} of piecewise linear functions with equidistant knots, and are very accurate in $L^2(\rho_T^L)$. Note that we observe the dynamics starting from a suitable $t > 0$: this is because singularity of Lennard-Jones kernel at $r = 0$. See Sec.1010.2 for details.

2.1 Different sampling regimes, and randomness

The total number of observations is $(\# \text{ of initial conditions}) \times (\# \text{ of temporal observations in } [0, T]) \times (\text{dimension of the state space}) = M \times L \times d \times N$. We will consider several regimes:

- *Many Short Time Trajectories*: T is small, L is also small (e.g. $L = 1$), and M is large (many I.C.'s sampled from μ_0);
- *Single Large Time Trajectory*: T large (even comparable to the relaxation time of the system if applicable), L is large, and $M = 1$ (or very small);
- *Intermediate Time Scale*: T , L and M are all not small, but none is very large, corresponding to multiple “medium”-length trajectories, with several different initial conditions.

Randomness is injected via the initial conditions, and in our main results in Sec.3, the sample size will be M . If the system is ergodic, the regimes above are partially related to each other, at least when the initial conditions are sampled from the ergodic distribution μ_{erg} . Indeed, at times much larger than the mixing time T_{mix} , the state of the system becomes indistinguishable from a random sample of μ_{erg} , and we may interpret the subsequent part of the trajectory as a new trajectory with that initial condition. The M observed trajectories of length $T \gg T_{\text{mix}}$ are then equivalent to $M \times T/T_{\text{mix}}$ trajectories of length T_{mix} , to which our results apply. In regimes when M is very small or μ_0 is very concentrated, there is little randomness: the problem is close to a fixed-design inverse problem which is solvable if the dynamics produces different-enough pairwise distances.

2.2 Example: interacting particles with the Lennard-Jones potential

We illustrate the learning procedure on a particle system with $N = 7$ particles in \mathbb{R}^2 , interacting according to (1) with $\phi(r) = \Phi'_{LJ}(r)/r$, where $\Phi_{LJ}(r) := 4\epsilon((\sigma/r)^{12} - (\sigma/r)^6)$ is the Lennard-Jones potential, consisting of a strong near-field repulsion and a long-range attraction. The system converges quickly to equilibrium configurations, which often consist of ordered, crystal-like structures. This example is challenging for various reasons:

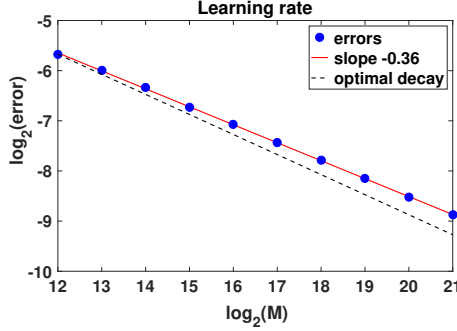


Figure 2: The decay rate of errors of the estimators in $L^2(\rho_T^L)$ is about 0.36, close to the optimal rate 0.4 (shown in the black dot line) as in Thm. 3.1.

the interaction kernel is unbounded, has unbounded support, and equilibrium is reached quickly, potentially reducing the amount of information in trajectories. A detailed description of the experiments is presented in Sec.1010.2. Fig.1 demonstrates that (i) the estimators approximate the true kernel in different sample regimes; (ii) the trajectories of the true system are well-approximated by those of the learned system both in the “training” interval $[t, T]$ and in the “prediction” interval $[T, 50T]$ and $[T, 2T]$ for the two regimes). The rate of decay of the errors of estimation is about 0.36 (see Fig.2), close to the theoretic optimal rate 0.4 in Thm.3.1. The slightly suboptimal rate is a consequence of two factors: our empirical approximation to $L^2(\rho_T^L)$ norm and the blowup at zero of the Lennard Jones kernel (which does not lie in the admissible kernels specified in Thm.3.1, see Sec.1010.2 for detailed discussions).

3 Learning Theory

We introduce an error functional based on the structure of the dynamical system $\dot{\mathbf{X}} = \mathbf{f}_\phi(\mathbf{X})$, whose minimizer will be our estimator of the interaction kernel ϕ . We consider kernels in the *admissible set* $\mathcal{K}_{R,S} := \{\phi \in C^1(\mathbb{R}_+) : \text{supp}(\phi) \subset [0, R], \sup_{r \in [0, R]} |\phi(r)| + |\phi'(r)| \leq S\}$, for some $R, S > 0$. The boundedness of ϕ and ϕ' ensures the global well-posedness of the system in (1). The restriction $\text{supp}(\phi) \subset [0, R]$ models the finite range of interaction between agents, and it may be relaxed to $\phi \in W^{1,\infty}(\mathbb{R}_+)$ with a suitable decay.

3.1 Probability measures adapted to the dynamics

In order to measure the quality of the estimator of the interaction kernel ϕ , we introduce two probability measures on \mathbb{R}_+ , the space of pairwise distances $r_{ii'}^m(t_l) = \|\mathbf{x}_{i'}^m(t_l) - \mathbf{x}_i^m(t_l)\|$. We consider the expectation of the empirical measure of pairwise distances, for continuous and discrete time observations respectively:

$$\rho_T(r) := \frac{1}{\binom{N}{2}T} \int_{t=0}^T \mathbb{E}_{\mathbf{X}_0 \sim \mu_0} \left[\sum_{i,i'=1, i < i'}^N \delta_{r_{ii'}(t)}(r) dt \right], \quad (4)$$

$$\rho_T^L(r) := \frac{1}{\binom{N}{2}L} \sum_{l=1}^L \mathbb{E}_{\mathbf{X}_0 \sim \mu_0} \left[\sum_{i,i'=1, i < i'}^N \delta_{r_{ii'}(t_l)}(r) \right]. \quad (5)$$

The expectations are over the initial conditions, with distribution μ_0 . The measure ρ_T is intrinsic to the dynamical system, dependent on μ_0 and the time scale T , and independent of the data and observations. ρ_T^L depends also on the sampling scheme $\{t_l\}_{l=1}^L$ in time. Both are Borel probability measures on \mathbb{R}_+ (Lemma 7.1), measuring how much regions of \mathbb{R}_+ on average (over the observed times and initial conditions) are explored by the system. Highly explored regions are where the learning process ought to be more accurate, as they are

populated by more “samples” of pairwise distances. We will measure the estimation error of our estimators in $L^2(\rho_T)$ or $L^2(\rho_T^L)$. The measures ρ_T and ρ_T^L are both averaged-in-time measures of pairwise distance and have the same properties. We report here the analysis in the discrete-time observation case, most relevant in practice, with ρ_T^L , but the arguments also apply to the continuous-time observation case, with ρ_T .

3.2 Learnability: the coercivity condition

A fundamental question is the learnability of the kernel, i.e., the convergence of the estimator $\hat{\phi}_{L,M,\mathcal{H}}$ defined in (3) to the true kernel ϕ as the sample size increases (i.e. $M \rightarrow \infty$) and \mathcal{H} increases in a suitable way. The following condition, similar to the one introduced in [3] for studying the mean field limit ($N \rightarrow \infty$), ensures learnability and well-posedness of the estimation.

Definition 3.1 (Coercivity condition). *The dynamical system in (11), with initial condition sampled from μ_0 on \mathbb{R}^{dN} , satisfies the **coercivity condition** if there exists a coercivity constant $c_L > 0$ such that for all φ with $\varphi(\cdot) \in L^2(\rho_T^L)$,*

$$c_L \|\varphi(\cdot) \cdot\|_{L^2(\rho_T^L)}^2 \leq \frac{1}{NL} \sum_{l,i=1}^{L,N} \mathbb{E} \left\| \frac{1}{N} \sum_{i'=1}^N \varphi(r_{ii'}(t_l)) \mathbf{r}_{ii'}(t_l) \right\|^2 \quad (6)$$

The coercivity condition ensures learnability, by implying the uniqueness of minimizer of $\mathcal{E}_{L,\infty}(\varphi) := \mathbb{E}[\mathcal{E}_{L,M}(\varphi)]$ and, eventually, the convergence of estimators through a control of the error of the estimator on every compact convex hypothesis space \mathcal{H} in $L^2(\rho_T^L)$ (see Theorem 7.2 and Proposition 7.3). Theorem 7.4 proves that the coercivity condition holds under suitable hypotheses; numerical tests suggest that it holds generically over larger classes of interaction kernels and distributions of initial conditions, for large L , and as long as ρ_T^L is not degenerate, see Figure 10. Finally, c_L also controls the condition number of matrix in the Least Squares problem yielding the estimator (see Prop.9.1 in 99.2).

3.3 Optimal rates of convergence

The classical bias-variance trade-off in statistical estimation guides the selection of the hypothesis space \mathcal{H} , whose dimension will depend on M , the number of observed trajectories. On the one hand, \mathcal{H} should be large so that the bias (distance between the true kernel ϕ and \mathcal{H}) is small; on the other hand, \mathcal{H} should be small so that variance of the estimator is small. In the extreme case where $\mathcal{H} = \mathcal{K}_{R,S}$, the bias is 0, the variance of the estimator dominates, and we obtain the dimension-independent bound $\mathbb{E}[\|\hat{\phi}_{L,M,\mathcal{H}}(\cdot) - \phi(\cdot)\|_{L^2(\rho_T^L)}] \leq CM^{-1/4}$ (see Prop. 7.7). In fact, significantly better rates may be achieved for regular ϕ 's:

Theorem 3.1. *Assume that $\phi \in \mathcal{K}_{R,S}$ and that the coercivity condition holds. Let $\{\mathcal{H}_n\}_n$ be a sequence of subspaces of $L^\infty([0,R])$, with $\dim(\mathcal{H}_n) \leq c_0 n$ and $\inf_{\varphi \in \mathcal{H}_n} \|\varphi - \phi\|_{L^\infty([0,R])} \leq c_1 n^{-s}$, for some constants $c_0, c_1, s > 0$. Such a sequence exists, for example, if ϕ is s -Hölder regular. Choose $n_* = (M/\log M)^{1/(2s+1)}$: then for some $C = C(c_0, c_1, c_L, R, S)$*

$$\mathbb{E}[\|\hat{\phi}_{L,M,\mathcal{H}_{n_*}}(\cdot) - \phi(\cdot)\|_{L^2(\rho_T^L)}] \leq C \left(\frac{\log M}{M} \right)^{\frac{s}{2s+1}}.$$

The rate we achieve is *optimal*: it coincides with the minimax rate in the classical regression setting where one can observe directly the values of an s -Hölder regression function at the sample points. Obtaining this optimal rate in our context is perhaps surprising, because we do not observe the values $\{\phi(r_{ii'}^m(t_l))\}_{l,i,i',m}$, but a “mixture” of them in the observed trajectory data. One shortcoming of our result is that the bound is independent of L and N (we have $LN^2/2$ pairwise distances for each of the M trajectories): our result only sees M as effective sample size, i.e. number of *random* samples. Comparing to [3], where the mean field limit $N \rightarrow \infty$ ($M = 1, L \rightarrow \infty$) is studied, we see the rates in [3] are no better than $N^{-1/d}$, i.e. they are cursed by dimension. So are sparsity-based inference techniques such as those in [14, 5, 1], which also require a good dictionary of template functions, are not non-parametric (at least in the form therein presented), and have no performance guarantees except in some cases, under stringent assumptions on the measurements.

3.4 Trajectory-based Performance Measures

It is important not only that $\hat{\phi}$ is close to ϕ , but also that the dynamics of the system governed by $\hat{\phi}$ approximate well the original dynamics. The error in prediction may be bounded trajectory-wise by a continuous-time version of the error functional, and bounded in average by the $L^2(\rho_T)$ error of the estimated kernel (further evidence of the usefulness of ρ_T):

Proposition 3.2. *Assume $\hat{\phi}(\|\cdot\|) \in \text{Lip}(\mathbb{R}^d)$, with Lipschitz constant C_{Lip} . Let $\widehat{\mathbf{X}}(t)$ and $\mathbf{X}(t)$ be the solutions of systems with kernels $\hat{\phi}$ and ϕ respectively, started from the same initial condition. Then for each trajectory*

$$\sup_{t \in [0, T]} \|\widehat{\mathbf{X}}(t) - \mathbf{X}(t)\|^2 \leq 2Te^{8T^2 C_{\text{Lip}}^2} \int_0^T \|\dot{\mathbf{X}}(t) - \mathbf{f}_{\hat{\phi}}(\mathbf{X}(t))\|^2 dt,$$

and on average w.r.t. the distribution μ_0 of initial conditions:

$$\mathbb{E}_{\mu_0} \left[\sup_{t \in [0, T]} \|\widehat{\mathbf{X}}(t) - \mathbf{X}(t)\| \right] \leq C\sqrt{N} \|\hat{\phi}(\cdot) - \phi(\cdot)\|_{L^2(\rho_T)},$$

where the measure ρ_T is defined in (4) and $C = C(T, C_{\text{Lip}})$ is a constant depending on T and C_{Lip} .

4 Second order heterogeneous agent systems

The method proposed extends naturally to a large variety of interacting agent systems, ranging from one type to multiple types of agents, and from first order to second order systems, and to systems with interactions in an environment. These systems arise in a multitude of applications [11]. Here we focus on a broad family of second order multi-type agent system, postponing the discussion of first order multi-type agent systems to section 8.1 (such systems would not include the second order systems, rewritten as first order systems, discussed here). We consider systems with K types of agents:

$$\begin{cases} m_i \ddot{\mathbf{x}}_i = F_i^v(\dot{\mathbf{x}}_i, \xi_i) + \sum_{i'=1}^N \frac{1}{N_{k_{i'}}} (\phi_{k_i k_{i'}}^E(r_{ii'}) \mathbf{r}_{ii'} + \phi_{k_i k_{i'}}^A(r_{ii'}) \dot{\mathbf{r}}_{ii'}) \\ \dot{\xi}_i = F_i^\xi(\xi_i) + \sum_{i'=1}^N \frac{1}{N_{k_{i'}}} \phi_{k_i k_{i'}}^\xi(r_{ii'}) \xi_{ii'}, \end{cases} \quad (7)$$

for $i = 1, \dots, N$. Here $k_i \in \{1, \dots, K\}$ is the type of agent i , $\xi_i \in \mathbb{R}$ is a variable modeling the agent's response to the environment (e.g. food/light source), and:

m_i	mass of agent i
F_i^v, F_i^ξ	non-collective influences on $\dot{\mathbf{x}}_i$ and ξ_i
$\phi_{kk'}^E, \phi_{kk'}^A$	energy- and alignment- type interaction kernels
$\mathbf{r}_{ii'}, r_{ii'}, \xi_{ii'}$	$\mathbf{r}_{ii'} = \mathbf{x}_{i'} - \mathbf{x}_i$, $r_{ii'} = \ \mathbf{r}_{ii'}\ $, $\xi_{ii'} = \xi_{i'} - \xi_i$
N_k	number of agents of type k

Note that here each agent is influenced by a weighted sum of different influences over agents of different types, leading to a rich family of models (including but not limited to prey-predator, leader-follower, cars-pedestrian models). Using vector notation, we can rewrite the equations of the system as (see Sec.8.2)

$$\begin{cases} \ddot{\mathbf{X}}^m = \mathcal{F}^v(\dot{\mathbf{X}}^m, \Xi^m) + \mathbf{f}_{\phi^E}(\mathbf{X}^m) + \mathbf{f}_{\phi^A}(\mathbf{X}^m, \dot{\mathbf{X}}^m) \\ \dot{\Xi}^m = \mathcal{F}^\xi(\Xi^m) + \mathbf{f}_{\phi^\xi}(\mathbf{X}^m, \Xi^m), \end{cases} \quad (8)$$

where $\phi^E = \{\phi_{kk'}^E\}$, $\phi^A = \{\phi_{kk'}^A\}$ and $\phi^\xi = \{\phi_{kk'}^\xi\}$, with $k, k' = 1, \dots, K$. We assume that the interaction kernels are the only unknowns in the model, to be estimated from the observations $\{\mathbf{X}^m(t_l), \dot{\mathbf{X}}^m(t_l), \Xi^m(t_l)\}_{l,m=1}^{L,M}$,

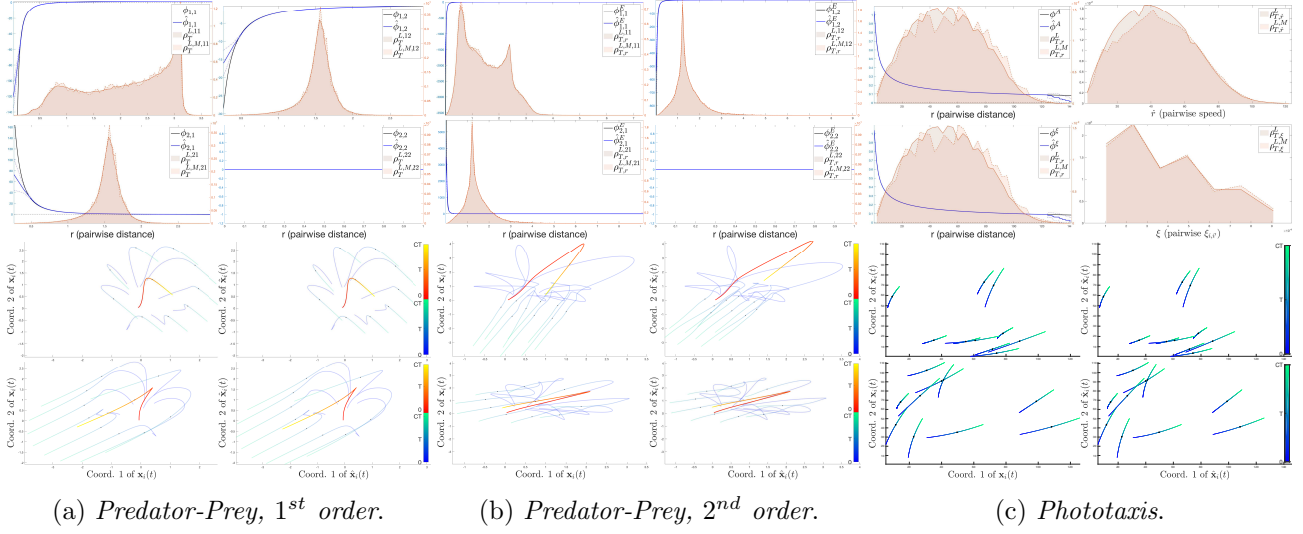


Figure 3: Estimation of interaction kernels and trajectory prediction for different systems. Results for 1st and 2nd order Predator-Swarm systems, and Phototaxis, as described in Section 5. For each system, the top two rows represent $\phi_{k,k'}$ and $\hat{\phi}_{k,k'}$, superimposed with the histograms of ρ_T^L (estimated from a large number of trajectories, outside of training data) and $\rho_T^{L,M}$ (estimated from the M training data trajectories, see (15)). The bottom two rows show trajectories $\mathbf{X}(t)$ and $\hat{\mathbf{X}}(t)$ of the corresponding (original and estimated) systems, evolved from the same IC's as the training data (3rd row) and newly sampled IC's (4th row), over both the training time interval $[0, T]$ and in the future $[T, 2T]$ (see colorbars; the black dots in the trajectories correspond to $t = T$). Several observations that apply to all the systems: the estimators $\hat{\phi}_{k,k'}$ perform extremely well. Note that they are truncated to a constant while preserving continuity, when there are no samples (e.g. r near 0 or r very large). The measure ρ_T^L is quite smooth but can have interesting features; $\rho_T^{L,M}$ is typically a noisy version of ρ_T^L . The trajectories of the estimated system are typically good approximations to those of the original system, on both IC's in the training data and newly sampled IC's. The error of the estimated trajectories increases with time, as expected, albeit it still typically excellent also in the “prediction” time interval $[T, 2T]$, showing that the bounds in Proposition 3.2, while sharp in general, may be overly pessimistic in some practical cases. Some slightly larger errors are present in some trajectories, e.g. when preys and predators get much closer to each other than they did in the training data.

with M initial conditions $\mathbf{X}_0^m := \mathbf{X}^m(0)$, $\dot{\mathbf{X}}_0^m := \dot{\mathbf{X}}^m(0)$, and $\Xi_0^m := \Xi^m(0)$ sampled independently from $\mu_0^{\mathbf{X}}$, $\mu_0^{\dot{\mathbf{X}}}$, and μ_0^{Ξ} respectively. With $\ddot{\mathbf{X}}^m(t_l)$ approximated by finite difference, we construct estimators similar to those in (2)

$$(\hat{\phi}^E, \hat{\phi}^A) := \arg \min_{\varphi^E, \varphi^A \in \mathcal{H}^v} \frac{1}{ML} \sum_{m,l=1}^{M,L} \|\ddot{\mathbf{X}}^m(t_l) - \mathcal{F}^v(\dot{\mathbf{X}}^m(t_l), \Xi^m(t_l)) - \mathbf{f}_{\varphi^E}(\mathbf{X}^m(t_l)) - \mathbf{f}_{\varphi^A}(\mathbf{X}^m(t_l), \dot{\mathbf{X}}^m(t_l))\|_{\mathbb{S}(\kappa^v)}^2, \quad (9)$$

since the interactions acting on the auxiliary variable ξ_i 's can be completely de-coupled, and solved for separately. Here we are using vectorized notation for $\varphi^E, \varphi^A, \mathcal{H}^v$ a suitable product hypothesis space, and suitably weighted norms $\|\cdot\|_{\mathbb{S}(\cdot)}$, see Sec.88.2 for details. In order to measure performance, for each pair (k, k') , we define the

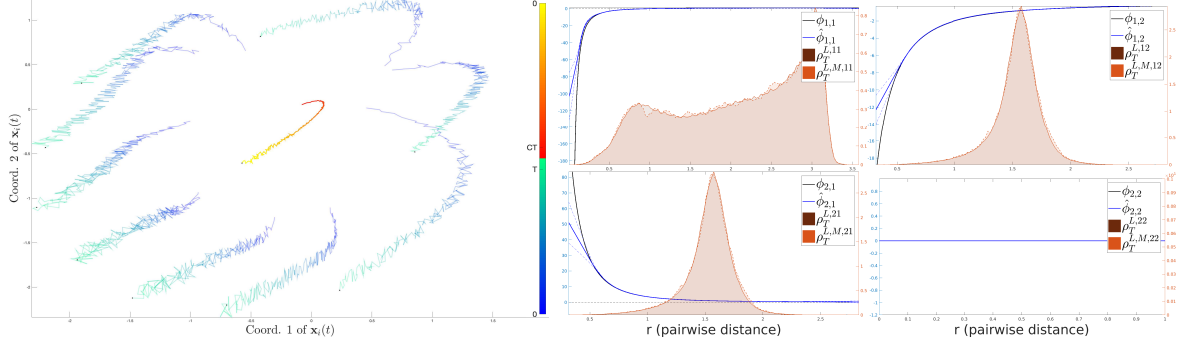


Figure 4: (PS1st) Left: one of the observed trajectories perturbed by noise. Right: interaction kernels learned with Unif. $[-\sigma, \sigma]$ multiplicative noise, for $\sigma = 0.1$ in the observed positions and velocities, with parameters as in Table 10. The estimated kernels are minimally affected, and only in regions with small ρ_T^L .

probability measure on $\mathbb{R}_+ \times \mathbb{R}_+$

$$\rho_T^{kk'}(r, \dot{r}) = \frac{1}{TN_{kk'}} \int_{t=0}^T \mathbb{E} \sum_{i \in C_k, i' \in C_{k'}, i \neq i'} \delta_{r_{ii'}(t), \dot{r}_{ii'}(t)}(r, \dot{r}) dt, \quad (10)$$

where the expectation is with respect to initial conditions distributed according to $\mu_0^{\mathbf{X}} \times \mu_0^{\dot{\mathbf{X}}} \times \mu_0^{\Xi}$, and we let $\dot{r} = \|\dot{\mathbf{r}}\|$ (with abuse of notation), $N_{kk'} = N_k N_{k'}$ if $k \neq k'$ and $N_{kk'} = \binom{N_k}{2}$ if $k = k'$ (and $N_k > 1$, as there is no kernel to learn if $N_k = 1$). Let $\rho_{T,r}^{kk'}$ be the marginal of $\rho_T^{kk'}$ with respect to r . We will measure the errors for $\hat{\phi}_{kk'}^E(r)r$, $\hat{\phi}_{kk'}^A(r)\dot{r}$ and $\hat{\phi}_{kk'}^\Xi(r)\xi$ in $L^2(\rho_{T,r}^{kk'})$, $L^2(\rho_T^{kk'})$ and $L^2(\rho_{T,r,\xi}^{kk'})$ respectively (see Sec.8.8.2 for details and (28) for the definition of $\rho_{T,r,\xi}^{kk'}$).

The algorithm to construct the estimator in (9) generalizes that for the first order single-type agent systems, and involves a least squares problem with a structured matrix with K^2 vertical blocks indexed by (k, k') , accommodating the estimators for the interaction kernels. Note that such LS problem takes into account, as it should, the dependencies in learning the various interaction kernels, all at once.

5 Examples

We consider the learning of interaction kernels and the prediction of trajectories for three canonical categories of examples of self-organized dynamics (see Sec.10 for details).

Opinion dynamics. This is a first order ODE system with a single type of agents, modeling the interactions of opinions of people. The interaction kernel is bounded, discontinuous, compactly supported. Our estimator performs extremely well; we present the results in Sec.10.10.1.

Predator-Swarm System. We consider a first-order system with a single predator and a swarm of preys, with the interaction kernels (prey-prey, predator-prey, prey-predator) similar to Lennard-Jones kernels (with appropriate signs to model attractions and repulsions). Chasing patterns arise. We also consider a second order Predator-Swarm system, with the collective interaction acting on accelerations, leading to even richer dynamics and chasing patterns.

Phototaxis. This is a second order ODE system with a single type of agents interacting in an environment. It models phototactic bacteria moving towards a fixed light source.

In our experiments we measure performance in both $L^2(\rho_T)$ error of kernel estimators and in terms of distances between true trajectories $\mathbf{X}(t)$ and estimated trajectories $\hat{\mathbf{X}}(t)$, on both the “training” interval $[0, T]$ (where observations were given) and in the future $[T, 2T]$ (predictions). See Proposition 3.2, where the bounds

	Learned as 1 st order	Learned as 2 nd order
1 st order system	0.01 ± 0.002	1.6 ± 1.1
2 nd order system	1.7 ± 0.3	0.2 ± 0.06

Table 1: *Model Selection: first order vs. second order*. The table shows the mean and standard deviation of the errors of estimated trajectories, over $M = 250$ train-test runs, with random initial conditions in each case. Small errors, consistent with our theory that the errors are on a scale of $M^{-2/5}$, indicate a correct model. The order is correctly identified in each case (highlighted in bold).

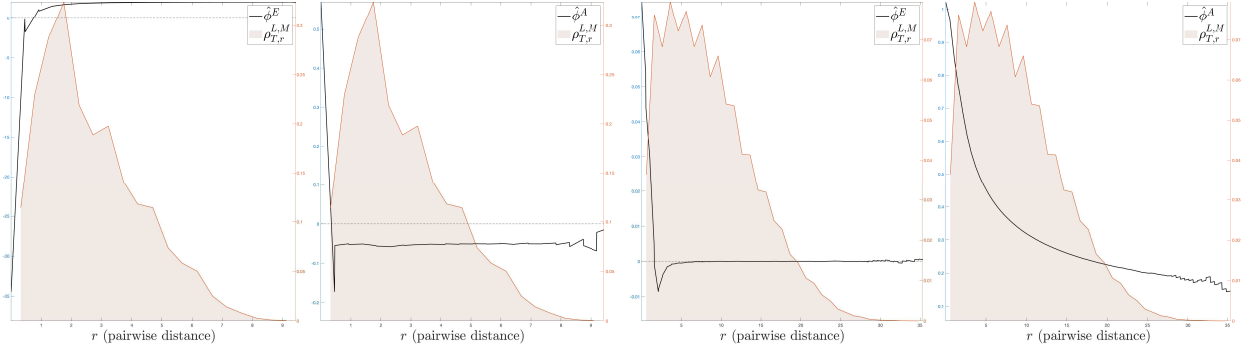


Figure 5: *Model Selection: energy-based vs. alignment-based*. The figures above show the estimated interaction kernels for an energy-based (left two figures) or alignment-based (right two figures). Our estimators correctly identify the type of model in each case: the $L^2(\rho_{T,r}^L)$ norm of $\hat{\phi}^E$ is larger than that of $\hat{\phi}^A$ (means and standard deviations: $18.8 \pm 3.6 \cdot 10^{-1}$ vs. $6.5 \pm 2.5 \cdot 10^{-1}$) for the energy-based model, and the $L^2(\rho_{T,r}^L)$ norm of $\hat{\phi}^A$ is larger than that of $\hat{\phi}^E$ (means and standard deviations: $27.6 \pm 7.1 \cdot 10^{-1}$ vs. $2.4 \cdot 10^{-2} \pm 1.2 \cdot 10^{-3}$) for the alignment-based model. Note the y -axes are on (very) different scales.

may be overly pessimistic, especially for systems tending to stable configurations. We refer the reader to Figure 3 for the results and a discussion of the experiments, and to Sec.10 for further details on the setup and more results.

Model Selection. We also consider the use of our method for model selection, where the theoretical guarantees on learning the interaction kernels and on predicting trajectories are used to decide between different models for the dynamics. We consider two examples of model selection: (i) whether a second order system is driven by energy-based or alignment-based interactions; (ii) whether a heterogeneous agent system is first order or second order. For each of them, we construct two estimators on data assuming either case, then select models according to the performance of the estimators on the estimated trajectories. See Fig.5 and Table 1 for the results and discussions.

6 Discussion and Conclusion

We have proposed a non-parametric estimator for learning interaction kernels from observations of agent systems, implemented by computationally efficient algorithms. We considered several classes of such systems, including first- or second order, with single- and multiple-type agents, and with simple environments. We have proved the optimal rate of convergence of our estimator for first-order systems, showing it is independent of the dimension of the system and is optimal. We have also considered observation data from different sampling regimes, including the case of many short-time trajectories, a single large time trajectory, and intermediate time scales. Having

techniques with solid statistical guarantees is fundamental in establishing trust in data-driven models for these systems (and in general), and in using them as aides to the researcher in making and testing conjectures about models underlying observed systems. We presented two simple examples of model selection, showing that our estimators can reliably identify the order of a system, or whether it is driven by energy- or alignment-type interactions.

Our work departs significantly from recent approaches (such as [5, 14]) which do not exploit the structure of the equations governing the system, rely on sparsity in a suitable, a priori known, dictionary, to perform inference, and lack theoretical guarantees except in cases where there is enough randomness (or chaoticity in special situations) and sufficient sparsity.

We expect further generalizations to the case of stochastic dynamical systems and to the cases of more general interaction kernels that depend on topological distances or angles between agents. Other future directions include (but not limited to) a better understanding of learnability, model selection based on the theory, learning from partial observations, and learning reduced models for large systems.

Acknowledgement

We are grateful for discussions with M.Fornasier, P.-E.Jabin, Y.Kevrekidis, N.Kutz and Y.Hu. FL, MM, ST and MZ acknowledge support from NSF-DMS-125012, NSF-DMS-1708602, NSF-ATD-1737984, AFOSR FA9550-17-1-0280, NSF-IIS-1546392, NSF-DMS-1821211, AMS-Simons Travel Grant, Duke University for donating computing equipment, MARCC and the Johns Hopkins University.

Main Sources

- [1] M. Ballerini, N. Cabibbo, R. Candelier, A. Cavagna, E. Cisbani, I. Giardina, V. Lecomte, A. Orlandi, G. Parisi, A. Procaccini, M. Viale, and V. Zdravkovic. Interaction ruling animal collective behavior depends on topological rather than metric distance: Evidence from a field study. *Proceedings of the National Academy of Sciences*, 105(4):1232–1237, 2008.
- [2] W. Bialek, A. Cavagna, I. Giardina, T. Mora, E. Silvestri, M. Viale, and A. M. Walzak. Statistical mechanics for natural flocks of birds. *PNAS*, 109:4786 – 4791, 2012.
- [3] Mattia Bongini, Massimo Fornasier, Markus Hansen, and Mauro Maggioni. Inferring interaction rules from observations of evolutive systems I: The variational approach. *Mathematical Models and Methods in Applied Sciences*, 27(05):909–951, 2017.
- [4] C. Brugna and G. Toscani. Kinetic models of opinion formation in the presence of personal conviction. *Physical Review E*, 92(5):052818, 2015.
- [5] Steven L. Brunton, Joshua L. Proctor, and J. Nathan Kutz. Discovering governing equations from data by sparse identification of nonlinear dynamical systems. *Proceedings of the National Academy of Sciences*, 113(15):3932–3937, 2016.
- [6] J. A. Carrilo, Y.-P. Choi, and S. Pérez. A review on attractive-repulsive hydrodynamics for consensus in collective behavior. *arXiv:1605.00232*, 2016.
- [7] I. D. Couzin, J. Krause, N. R. Franks, and S. A. Levin. Effective leadership and decision-making in animal groups on the move. *Nature*, 433(7025):513 – 516, 2005.
- [8] T. Kolokolnikov, H. Sun, D. Uminsky, and A. Bertozzi. A theory of complex patterns arising from 2d particle interactions. *Phys. Rev. E, Rapid Communications*, 84:015203(R), 2011.
- [9] U. Krause. A discrete nonlinear and non-autonomous model of consensus formation. *Communications in difference equations*, pages 227 – 236, 2000.

- [10] S. Mostch and E. Tadmor. Heterophilious Dynamics Enhances Consensus. *SIAM Rev.*, 56(4):577 – 621, 2014.
- [11] Yoav Shoham and Kevin Leyton-Brown. *Multiagent Systems: Algorithmic, Game-Theoretic, and Logical Foundation*. Cambridge University Press, 2009.
- [12] Robert Simione, Dejan Slepčev, and Ihsan Topaloglu. Existence of ground states of nonlocal-interaction energies. *Journal of Statistical Physics*, 159(4):972–986, May 2015.
- [13] S. M. Stigler. *The History of Statistics: The Measurement of Uncertainty Before 1900*. Harvard University Press, 1986.
- [14] Giang Tran and Rachel Ward. Exact recovery of chaotic systems from highly corrupted data. *Multiscale Modeling & Simulation*, 15(3):1108–1129, 2017.
- [15] Alexandre B. Tsybakov. *Introduction to Nonparametric Estimation*. Springer Publishing Company, Incorporated, 1st edition, 2008.
- [16] Tamás Vicsek and Anna Zafeiris. Collective motion. *Physics reports*, 517(3-4):71–140, 2012.
- [17] James H. von Brecht and David Uminsky. On soccer balls and linearized inverse statistical mechanics. *Journal of Nonlinear Science*, 22(6):935–959, Dec 2012.

Supplemental Information (SI)

7 Learning Theory

Consider the problem of estimating the interaction kernel $\phi : \mathbb{R}_+ \rightarrow \mathbb{R}$ of the dynamical system as in (1)

$$\dot{\mathbf{x}}_i(t) = \frac{1}{N} \sum_{i'=1}^N \phi(\|\mathbf{x}_{i'}(t) - \mathbf{x}_i(t)\|) (\mathbf{x}_{i'}(t) - \mathbf{x}_i(t)), \quad (11)$$

from observations of discrete-time trajectories and derivatives, $\{\mathbf{X}^m(t_l)\}$ and $\{\dot{\mathbf{X}}^m(t_l)\}$ with $0 = t_1 < \dots < t_L = T$ and $m = 1, \dots, M$. We let $\mathbf{X} := (\mathbf{x}_i)_{i=1}^N \in \mathbb{R}^{dN}$ be the state space variable. The initial conditions $\mathbf{X}_0^m := \mathbf{X}^m(0)$ are sampled independently from a probability measure μ_0 on \mathbb{R}^{dN} .

Such a system can also be described as the gradient flow $\dot{\mathbf{X}} = \mathbf{f}_\phi(\mathbf{X}) = \nabla \mathcal{U}(\mathbf{X})$ of the potential energy $\mathcal{U}(\mathbf{X}) = \frac{1}{2N} \sum_{i,i'} \Phi(\|\mathbf{x}_i - \mathbf{x}_{i'}\|)$, with the function $\Phi : \mathbb{R}_+ \rightarrow \mathbb{R}$ satisfying $\Phi'(r) = \phi(r)r$. Therefore, the estimation of ϕ is equivalent to the estimation of Φ' . As we will see later, the function $\phi(\cdot)$ appears naturally in assessing the quality of approximation of estimators of ϕ , the fundamental reason being the relationship with the potential involving Φ .

We restrict our attention to kernels in the *admissible set*

$$\mathcal{K}_{R,S} := \{\phi \in W^{1,\infty} : \text{supp}(\phi) \in [0, R], \sup_{r \in [0, R]} [|\phi(r)| + |\phi'(r)|] \leq S\} \quad (12)$$

for some $R, S > 0$. The boundedness of ϕ and its derivative ensures the existence and uniqueness of a global solution to initial value problems of the first order system (1), and the continuous dependence of the solution on the initial condition. The restriction $\text{supp}(\phi) \subset [0, R]$ represents the finite range of interaction between particles, and this restriction may be replaced by functions with unbounded support but with a suitable decay on \mathbb{R}_+ .

We shall construct an error functional based on the special structure of the dynamical system $\dot{\mathbf{X}} = \mathbf{f}_\phi(\mathbf{X})$, taking advance of the form of the dependency of the right-hand side \mathbf{f}_ϕ on the interaction kernel ϕ . This learning procedure deviates from standard regression in two aspects: (i) the values of the interaction kernel are not observed, and cannot be explicitly estimated from the observations of the state variables; (ii) the observations of the independent variable of the interaction kernel, given by the pairwise distance between the agents, though abundant, are not independent and may be redundant.

We would also like to stress the importance of using a carefully chosen measure on the pairwise distance space, so as to account for both the randomness from the initial conditions and the evolution of the dynamical system, and to reflect the (relative) abundances of pairwise distances. Our analysis shows that the expectation of the empirical measure of the pairwise distances is a natural choice, and it is closely related to the coercivity condition, the other fundamental ingredient which ensures learnability and convergence of the estimators.

7.1 The Error functional and estimators

Given the structure of the first order system (11), we consider the error functional

$$\mathcal{E}_{L,M}(\varphi) := \frac{1}{MN} \sum_{l,m,i=1}^{L,M,N} w_l \|\dot{\mathbf{x}}_i^m(t_l) - \mathbf{f}_\varphi(\mathbf{x}^m(t_l))_i\|^2, \quad (13)$$

where $\{w_l\}_{l=1}^L$ is a normalized set of weights ($w_l > 0$ and $\sum_{l=1}^L w_l = 1$), and define an estimator

$$\hat{\phi}_{L,M,\mathcal{H}} := \arg \min_{\varphi \in \mathcal{H}} \mathcal{E}_{L,M}(\varphi), \quad (14)$$

where \mathcal{H} is a suitable class of functions that will be referred as hypothesis space. Natural choices of weights $\{w_l\}$ may be chosen to be all equal to $1/L$, as done in (2) in the case of equi-spaced t_l 's, which is the case

throughout the paper, and is consistent with the definition of ρ_T^L and its use in measuring the performance of the estimator in $L^2(\rho_T^L)$. However, if one wished to measure the performance in a different L^2 space, one could choose the weights differently. A distinguished choice would be $L^2(\rho_{\text{Lebesgue}})$, in which case one may choose $w_l = 1/(t_{l+1} - t_l)$, for $l = 1, \dots, L-1$ (and change all the summations involving l to stop at $L-1$ instead of L). Other choices of weights corresponding to other quadrature rules are also possible.

Note that the error functional is quadratic in φ and bounded below by 0, therefore the minimizer exists for any finite dimensional convex hypothesis spaces \mathcal{H} . We can always truncate this minimizer so that it is bounded above by S , the upper bound of the functions in the admissible set $\mathcal{K}_{R,S}$, and this truncated estimator behaves similarly to the estimator obtained by assuming that the functions in \mathcal{H} are uniformly bounded (see [49, Lemma 10.2]). In fact, such truncation can only reduce the error. Hence, without loss of generality, we assume \mathcal{H} to be a compact set in the L^∞ norm.

Our objectives are measuring the quality of approximation of the estimator and finding the hypothesis spaces for which the optimal rate of convergence of $\hat{\phi}$ to the true interaction kernel ϕ is achieved.

7.2 Measures on the pairwise distance space

We introduce a probability measure on \mathbb{R}_+ , to define a suitable function space that contains all the estimators and the true interaction kernel, and to provide a norm to assess the accuracy of the estimators. We let

$$\mathbf{r}_{ii'}(t) = \mathbf{x}_{i'}(t) - \mathbf{x}_i(t), \text{ and } r_{ii'}(t) = \|\mathbf{x}_{i'}(t) - \mathbf{x}_i(t)\|.$$

Note that the independent variable of the interaction kernel is the pairwise distances $r_{ii'}^m(t)$, which can be computed from the observed trajectories. It is natural to start from the empirical measure of pairwise distances

$$\rho_T^{L,M}(r) = \frac{1}{\binom{N}{2}LM} \sum_{l,m=1}^{L,M} \sum_{i,i'=1, i < i'}^N \delta_{r_{ii'}^m(t_l)}(r), \quad (15)$$

which tends, as $M \rightarrow \infty$, using the law of large numbers, to ρ_T^L defined in (5). When trajectories are observed continuously in time, the counterpart of ρ_T^L is the measure defined in (4). We now establish basic properties of these measures:

Lemma 7.1. *For each $\phi \in \mathcal{K}_{R,S}$ defined in (12), the measures ρ_T^L and ρ_T defined in (5) and (4) are Borel probability measures on \mathbb{R}_+ . They are absolutely continuous with respect to the Lebesgue measure provided that μ_0 is absolutely continuous with respect to the Lebesgue measure on \mathbb{R}^{dN} .*

7.3 Learnability: the coercivity condition

A fundamental question is the learnability of the true interaction kernel, i.e. the well-posedness of the inverse problem of kernel learning. Since the estimators $\hat{\phi}_{L,M,\mathcal{H}}$ always exists for suitably chosen hypothesis spaces \mathcal{H} (e.g. compact sets), learnability is equivalent to the convergence of the estimator $\hat{\phi}_{L,M,\mathcal{H}}$ to the true kernel ϕ as the sample size increases (i.e. $M \rightarrow \infty$) and as the hypothesis space grows. To ensure such a convergence, one would naturally wish: (i) that the true kernel ϕ is the unique minimizer of the expectation of the error functional (by the law of large numbers)

$$\mathcal{E}_{L,\infty}(\varphi) := \lim_{M \rightarrow \infty} \mathcal{E}_{L,M}(\varphi) = \frac{1}{LN} \sum_{l,i=1}^{L,N} \mathbb{E} \left[\left\| \frac{1}{N} \sum_{i'=1}^N (\varphi - \phi)(r_{ii'}(t_l)) \mathbf{r}_{ii'}(t_l) \right\|^2 \right]; \quad (16)$$

(ii) that the error of the estimator, in terms of a metric based on the $L^2(\rho_T^L)$ norm, can be controlled by the discrepancy between the empirical error functional and its limit.

Note that $\mathcal{E}_{L,\infty}(\varphi) \geq 0$ for any φ and that $\mathcal{E}_{L,\infty}(\phi) = 0$. Furthermore, (16) reveals that $\mathcal{E}_{L,\infty}(\varphi)$ is a quadratic functional of $\varphi - \phi$, and we have, by Jensen's inequality,

$$\mathcal{E}_{L,\infty}(\varphi) \leq \frac{(N-1)^2}{N^2} \|\varphi(\cdot) - \phi(\cdot)\|_{L^2(\rho_T^L)}^2.$$

This inequality suggests the above weighted $L^2(\rho_T^L)$ norm as a metric on the error of the estimator that we wish to be controlled. Therefore, as long we as can bound the limit error functional from below by $\|\varphi(\cdot) \cdot -\phi(\cdot)\|_{L^2(\rho_T^L)}^2$, we can conclude that ϕ is the unique minimizer of $\mathcal{E}_{L,\infty}(\cdot)$ and that the estimators converge to ϕ . This suggests the following coercivity condition:

Definition 7.1 (Coercivity condition). *We say that the dynamical system defined in (11) together with the probability measure μ_0 on \mathbb{R}^{dN} , satisfies the coercivity condition with a constant $c_L > 0$, if*

$$c_L \|\varphi(\cdot) \cdot\|_{L^2(\rho_T^L)}^2 \leq \frac{1}{NL} \sum_{l=1}^{L,N} \mathbb{E} \left[\left\| \frac{1}{N} \sum_{i'=1}^N \varphi(r_{ii'}(t_l)) \mathbf{r}_{ii'}(t_l) \right\|^2 \right] \quad (17)$$

for all φ such that $\varphi \in L^2(\rho_T^L)$, with the measure ρ_T^L defined in (5), and the expectation being with respect to initial conditions distributed according to μ_0 .

The above inequality is called a coercivity condition because that it implies coercivity of the bilinear functional $\langle\langle \cdot, \cdot \rangle\rangle$ on $L^2(\mathbb{R}_+, \rho_T^L)$,

$$\langle\langle \varphi_1, \varphi_2 \rangle\rangle := \frac{1}{LN} \sum_{l,i=1}^{L,N} \mathbb{E} \left[\left\langle \frac{1}{N} \sum_{j=1}^N \varphi_1(r_{ji}(t_l)) \mathbf{r}_{ij}(t_l), \frac{1}{N} \sum_{j=1}^N \varphi_2(r_{ji}(t_l)) \mathbf{r}_{ij}(t_l) \right\rangle \right], \quad (18)$$

as (17) may be rewritten as

$$c_L \|\varphi(\cdot) \cdot\|_{L^2(\mathbb{R}_+, \rho_T^L)}^2 \leq \langle\langle \varphi, \varphi \rangle\rangle.$$

The coercivity condition plays a key role in the learning of the interaction kernel. It ensures learnability by ensuring the uniqueness of minimizer of the expectation of the error functional, and by guaranteeing convergence of estimators through a control of the error of the estimator on every compact convex hypothesis space \mathcal{H} in $L^2(\rho_T^L)$. To see this, apply the coercivity inequality to $\varphi - \phi$, to obtain

$$c_L \|\varphi(\cdot) \cdot - \phi(\cdot) \cdot\|_{L^2(\mathbb{R}_+, \rho_T^L)}^2 \leq \mathcal{E}_{L,\infty}(\varphi). \quad (19)$$

From the facts that $\mathcal{E}_{L,\infty}(\varphi) \geq 0$ for any φ and that $\mathcal{E}_{L,\infty}(\phi) = 0$, we can conclude that the true kernel ϕ is the unique minimizer of the $\mathcal{E}_{L,\infty}(\varphi)$. Furthermore, the coercivity condition enables us to control the error of the estimator, on every compact convex hypothesis space in $L^2(\rho_T^L)$, by the discrepancy of the error functional (see Proposition 7.3), therefore guaranteeing convergence of the estimator.

Theorem 7.2. *Assume the coercivity condition holds true. Let \mathcal{H}_n be a sequence of compact convex subsets of $L^\infty([0, R])$ such that*

$$\inf_{\varphi \in \mathcal{H}_n} \|\varphi(\cdot) \cdot - \phi(\cdot) \cdot\|_{L^2(\rho_T^L)} \rightarrow 0$$

as $n \rightarrow \infty$. Then the estimator $\widehat{\phi}_{L,M,\mathcal{H}_n}$ defined in (14) converges to the true kernel in $L^2(\rho_T^L)$ almost surely as n, M approaches infinity, i.e.

$$\lim_{n \rightarrow \infty} \lim_{M \rightarrow \infty} \|\widehat{\phi}_{L,M,\mathcal{H}_n}(\cdot) \cdot - \phi(\cdot) \cdot\|_{L^2(\rho_T^L)} = 0, \text{ almost surely.}$$

The above theorem follows from the next proposition.

Proposition 7.3. *Assume the coercivity condition (17) holds true and let \mathcal{H} be a compact convex subset of $L^2(\rho_T^L)$. Then the functional $\mathcal{E}_{L,\infty}$ defined in (16) admits a unique minimizer*

$$\widehat{\phi}_{L,\infty,\mathcal{H}} = \arg \min_{\varphi \in \mathcal{H}} \mathcal{E}_{L,\infty}(\varphi), \quad (20)$$

in $L^2(\rho_T^L)$. Furthermore, for all $\varphi \in \mathcal{H}$

$$\mathcal{E}_{L,\infty}(\varphi) - \mathcal{E}_{L,\infty}(\widehat{\phi}_{L,\infty,\mathcal{H}}) \geq c_L \|\varphi(\cdot) \cdot - \widehat{\phi}_{L,\infty,\mathcal{H}}(\cdot) \cdot\|_{L^2(\rho_T^L)}^2. \quad (21)$$

In the following, we prove the coercivity condition when μ_0 is exchangeable (i.e. the distribution is invariant under permutation of components), Gaussian, and $L = 1$. Numerical tests show that the coercivity condition holds true for a larger class of interaction kernels, for various initial distributions including Gaussian and uniform distributions, and for large L as long as ρ_T^L is not degenerate. We conjecture that the coercivity condition holds true in much greater generality (but not always!), leaving a detailed investigation to future work.

Theorem 7.4. *Suppose $L = 1, N > 1$ and assume that the distribution of $\mathbf{X}(t_1) = (\mathbf{x}_1(t_1), \dots, \mathbf{x}_N(t_1))$ is exchangeable Gaussian with $\text{cov}(\mathbf{X}_i) - \text{cov}(\mathbf{X}_i, \mathbf{x}_{i'}) = \lambda I_d$ for a constant $\lambda > 0$. Then the coercivity condition holds true with constant $c_L = \frac{N-1}{N^2}$.*

The following lemma is key in the proof of the theorem above:

Lemma 7.5. *Let X, Y, Z be exchangeable Gaussian random vectors in \mathbb{R}^d with $\text{cov}(X) - \text{cov}(X, Y) = \lambda I_d$ for a constant $\lambda > 0$, and let $g : \mathbb{R}_+ \rightarrow \mathbb{R}$ be a function such that $g(\cdot) \in L^2(\mathbb{R}_+, \rho_1)$ with the probability distribution $\rho_1(r) \propto r^{d-1}e^{-r^2/3}$. Then*

$$\mathbb{E}[g(|X - Y|)g(|X - Z|)\langle X - Y, X - Z \rangle] \geq 0.$$

7.4 Optimal rate of convergence of the estimator

We now turn to the rate of convergence of the estimator.

Theorem 7.6. *Let the true kernel $\phi \in \mathcal{K}_{R,S}$, and let $\mathcal{H} \subset L^\infty([0, R])$ be compact convex and bounded above by $S_0 \geq S$. Assume that the coercivity condition in (17) holds. Then for any $\epsilon > 0$, we have*

$$c_L \|\hat{\phi}_{L,M,\mathcal{H}}(\cdot) - \phi(\cdot)\|_{L^2(\rho_T^L)}^2 \leq 2 \inf_{\varphi \in \mathcal{H}} \|\varphi(\cdot) - \phi(\cdot)\|_{L^\infty([0,R])}^2 + 2\epsilon \quad (22)$$

with probability at least $1 - \delta$, provided that

$$M \geq \frac{1152S_0^2R^2}{c_T\epsilon} \left(\log(\mathcal{N}(\mathcal{H}, \frac{\epsilon}{48S_0R^2})) + \log\left(\frac{1}{\delta}\right) \right),$$

where $\mathcal{N}(\mathcal{H}, \eta)$ is the η -covering number of \mathcal{H} under the ∞ -norm.

We discuss first the implications of this theorem on the choice of hypothesis space in view of obtaining optimal rates of convergence of our estimator. The proof of the theorem will be presented at the end of this section. In practice, given a set of M trajectories, we would like to choose the best finite-dimensional hypothesis space \mathcal{H} to minimize the error of the estimator. There are two competing issues. On one hand, we would like the hypothesis space \mathcal{H} to be large so that the bias $\inf_{\varphi \in \mathcal{H}} \|\varphi - \phi\|_{L^\infty([0,R])}^2$ is small. On the other hand, we would like to keep \mathcal{H} to be small so that the covering number $\mathcal{N}(\mathcal{H}, \epsilon/48S_0R^2)$, and therefore the variance of the estimator is small. This is the classical bias-variance trade-off in statistical estimation. The following proposition quantifies the effect of hypothesis spaces on the rate of convergence of the estimator.

Proposition 7.7. *Assume that the coercivity condition holds with a constant c_L , and recall $\hat{\phi}_{L,M,\mathcal{H}}$ defined in (14) is a minimizer of the empirical error functional over a hypothesis space \mathcal{H} .*

(a) *For $\mathcal{H} = \mathcal{K}_{R,S}$, there exists a constant $C = C(S, R, c_L)$ such that*

$$\mathbb{E}[\|\hat{\phi}_{L,M,\mathcal{H}}(\cdot) - \phi(\cdot)\|_{L^2(\rho_T^L)}] \leq CM^{-\frac{1}{4}}.$$

(b) *Assume that \mathcal{H}_n is a sequence of finite dimensional spaces of $L^\infty([0, R])$ such that $\dim(\mathcal{H}_n) \leq c_0 n$ and*

$$\inf_{\varphi \in \mathcal{H}_n} \|\varphi(\cdot) - \phi(\cdot)\|_{L^\infty([0,R])}^2 \leq c_1 n^{-s} \quad (23)$$

for all n for some constants $c_0, c_1, s > 0$, then by choosing $n = n_* := (M/\log M)^{\frac{1}{2s+1}}$, we have

$$\mathbb{E}[\|\hat{\phi}_{L,M,\mathcal{H}_{n_*}}(\cdot) - \phi(\cdot)\|_{L^2(\rho_T^L)}] \leq C \left(\frac{\log M}{M} \right)^{\frac{s}{2s+1}},$$

where $C = C(c_0, c_1, c_L, R, S)$.

It is interesting to compare this rate with those in [22], where the regime $N \rightarrow \infty$ (with $M = 1$, $L \rightarrow \infty$) was studied: the rates in [22] are not very precise, but at any rate they are no better than $N^{-1/d}$, i.e. they are cursed by the dimension, even if the problem is fundamentally that of estimating a 1-dimensional function. It would be interesting to understand whether that rate is optimal for this problem in the mean-field regime ($N \rightarrow \infty$), or if in fact, the results in the present work lead to sharper, dimension-independent bounds in the mean-field limit as well.

The proof of Theorem 7.6 is based on this technical Proposition:

Proposition 7.8. *Assume the coercivity condition holds true and let $\mathcal{H} \subset L^\infty([0, R])$ be compact convex, bounded above by S_0 . Let*

$$\begin{aligned}\mathcal{D}_{L,\infty,\mathcal{H}}(\varphi) &:= \mathcal{E}_{L,\infty}(\varphi) - \mathcal{E}_{L,\infty}(\hat{\phi}_{L,\infty,\mathcal{H}}) \\ \mathcal{D}_{L,M,\mathcal{H}}(\varphi) &:= \mathcal{E}_{L,M}(\varphi) - \mathcal{E}_{L,M}(\hat{\phi}_{L,\infty,\mathcal{H}}),\end{aligned}$$

where $\hat{\phi}_{L,\infty,\mathcal{H}}$ is the minimizer of $\mathcal{E}_{L,\infty}(\cdot)$ over \mathcal{H} . Then for all $\epsilon > 0$ and $0 < \alpha < 1$, we have

$$P\left\{\sup_{\varphi \in \mathcal{H}} \frac{\mathcal{D}_{L,\infty,\mathcal{H}}(\varphi) - \mathcal{D}_{L,M,\mathcal{H}}(\varphi)}{\mathcal{D}_{L,\infty,\mathcal{H}}(\varphi) + \epsilon} \geq 3\alpha\right\} \leq \mathcal{N}(\mathcal{H}, C_1\alpha\epsilon) e^{-C_2\alpha^2 M\epsilon}$$

where $C_1 = \frac{1}{8S_0R^2}$ and $C_2 = \frac{-c_L}{32S_0^2R^2}$.

Proof of the Theorem 7.6 . Put $\alpha = \frac{1}{6}$ in Proposition 7.8. We know that, with probability at least

$$1 - \mathcal{N}\left(\mathcal{H}, \frac{\epsilon}{48S_0R^2}\right) e^{-\frac{c_L M\epsilon}{1152S_0^2R^2}},$$

we have

$$\sup_{\varphi \in \mathcal{H}} \frac{\mathcal{D}_{L,\infty,\mathcal{H}}(\varphi) - \mathcal{D}_{L,M,\mathcal{H}}(\varphi)}{\mathcal{D}_{L,\infty,\mathcal{H}}(\varphi) + \epsilon} < \frac{1}{2},$$

and therefore, for all $\varphi \in \mathcal{H}$,

$$\frac{1}{2}\mathcal{D}_{L,\infty,\mathcal{H}}(\varphi) < \mathcal{D}_{L,M,\mathcal{H}}(\varphi) + \frac{1}{2}\epsilon.$$

Taking $\varphi = \hat{\phi}_{L,M,\mathcal{H}}$, we have

$$\mathcal{D}_{L,\infty,\mathcal{H}}(\hat{\phi}_{L,M,\mathcal{H}}) < 2\mathcal{D}_{L,M,\mathcal{H}}(\hat{\phi}_{L,M,\mathcal{H}}) + \epsilon.$$

But $\mathcal{D}_{L,M,\mathcal{H}}(\hat{\phi}_{L,M,\mathcal{H}}) = \mathcal{E}_{L,M}(\hat{\phi}_{L,M,\mathcal{H}}) - \mathcal{E}_{L,M}(\hat{\phi}_{L,\infty,\mathcal{H}}) \leq 0$ and hence by Proposition 7.3 we have

$$c_L \|\hat{\phi}_{L,M,\mathcal{H}}(\cdot) - \hat{\phi}_{L,\infty,\mathcal{H}}(\cdot)\|_{L^2(\rho_T^L)}^2 \leq \mathcal{D}_{L,\infty,\mathcal{H}}(\hat{\phi}_{L,M,\mathcal{H}}) < \epsilon.$$

Therefore,

$$\begin{aligned}\|\hat{\phi}_{L,M,\mathcal{H}}(\cdot) - \phi(\cdot)\|_{L^2(\rho_T^L)}^2 &\leq 2\|\hat{\phi}_{L,M,\mathcal{H}}(\cdot) - \hat{\phi}_{L,\infty,\mathcal{H}}(\cdot)\|_{L^2(\rho_T^L)}^2 \\ &\quad + 2\|\hat{\phi}_{L,\infty,\mathcal{H}}(\cdot) - \phi(\cdot)\|_{L^2(\rho_T^L)}^2 \\ &\leq \frac{2}{c_L}(\epsilon + \inf_{\varphi \in \mathcal{H}} \|\varphi(\cdot) - \phi(\cdot)\|_\infty^2),\end{aligned}$$

where the last inequality follows from the coercivity condition and by the definition of $\hat{\phi}_{L,\infty,\mathcal{H}}$ (see (20)). Given $0 < \delta < 1$, we see we need M large enough so that

$$1 - \mathcal{N}\left(\mathcal{H}, \frac{\epsilon}{48S_0R^2}\right) e^{-\frac{c_L M\epsilon}{1152S_0^2R^2}} \geq 1 - \delta.$$

The conclusion follows. \square

7.5 Trajectory-based Performance Measures

After having established results on the convergence rate of our estimator, we turn to control the accuracy of trajectories predicted when using the estimated interaction kernel, evolved from initial conditions both in and outside of the training data. Trajectory-based measurements of accuracy are interesting because (a) they provide a quantitative assessment on the quality of the approximated dynamics, (b) while the true interactions kernels are typically not known, and so the accuracy of the estimated interaction kernel may not be evaluated, trajectories are known, and may be used to perform model validation and cross-validation for parameter selection (if needed).

The next Proposition shows that the error in prediction is (i) bounded trajectory-wise by a continuous time version of the error functional, and (ii) bounded in the mean squared sense by the mean squared error of the estimated interaction kernel.

Proposition 7.9. *Let $\widehat{\phi}$ be an estimator of the true interaction kernel ϕ . Suppose that the function $\widehat{\phi}(\|\cdot\|)$ is Lipschitz continuous on \mathbb{R}^d , with Lipschitz constant C_{Lip} . Denote by $\widehat{\mathbf{X}}(t)$ and $\mathbf{X}(t)$ the solutions of the systems with interaction kernels $\widehat{\phi}$ and ϕ respectively, starting from the same initial condition. Then we have*

$$\sup_{t \in [0, T]} \|\widehat{\mathbf{X}}(t) - \mathbf{X}(t)\|^2 \leq 2Te^{8T^2 C_{\text{Lip}}^2} \int_0^T \|\dot{\mathbf{X}}(t) - \mathbf{f}_{\widehat{\phi}}(\mathbf{X}(t))\|^2 dt$$

for each trajectory, and on average with respect to the initial distribution μ_0 ,

$$\mathbb{E}_{\mu_0} \left[\sup_{t \in [0, T]} \|\widehat{\mathbf{X}}(t) - \mathbf{X}(t)\|^2 \right] \leq C(T, C_{\text{Lip}}) \sqrt{N} \|\widehat{\phi}(\cdot) - \phi(\cdot)\|_{L^2(\rho_T)}^2$$

for a constant $C(T, C_{\text{Lip}})$, where the measure ρ_T is as in (4).

A minor remark is in order: in our experiments here we used hypothesis spaces consisting of piecewise linear functions on a partition of intervals of constant width, without enforcing continuity (or Lipschitzianity, which however would follow from continuity, piecewise linearity, and compact support): we could easily obtain Lipschitzianity by using linear splines, or post-processing our estimator by convolving with a smooth kernel with support (or standard deviation) equal to a fraction of the width of the intervals.

8 Extension: Heterogeneous agent systems, first and second order

Our estimator can be extended to estimate the interaction kernels in first- and second-order systems of heterogeneous agents.

8.1 First Order Heterogeneous Agents Systems

We assume that the agents may be divided in K disjoint sets $\{C_k\}_{k=1}^K$ (“types”), with different interaction kernels for each ordered pair of types:

$$\dot{\mathbf{x}}_i(t) = \sum_{i'=1}^N \frac{1}{N_{\kappa_i}} \phi_{\kappa_i \kappa_{i'}}(r_{ii'}(t)) \mathbf{r}_{ii'}(t), \quad (24)$$

where κ_i is the index of the type of agent i , i.e. $i \in C_{\kappa_i}$; N_{κ_i} is the number of agents in type C_{κ_i} ; $\mathbf{r}_{ii'} = \mathbf{x}_{i'} - \mathbf{x}_i$ and $r_{ii'} = \|\mathbf{r}_{ii'}\|$; $\phi_{\kappa \kappa'} : \mathbb{R}_+ \rightarrow \mathbb{R}$ is the interaction kernel governing how agents in type $C_{\kappa'}$ influence agents in type C_{κ} . As usual we let $\mathbf{X} := (\mathbf{x}_i)_{i=1}^N \in \mathbb{R}^{dN}$ be the vector describing the state of the system. We assume that the interaction kernels $\phi_{\kappa_i \kappa_{i'}}$ ’s are the only unknown factors in the model; in particular we know the sets C_k ’s (i.e. we know to which type each agent is). The goal is to reconstruct the interaction kernels $\phi_{\kappa \kappa'}$ from observations $\{\mathbf{X}^m(t_l)\}_{l,m=1}^{L,M}$ with $0 = t_1 < \dots < t_L = T$, and M initial conditions $\mathbf{X}^m(0) = \mathbf{X}_0^m$ sampled independently at random from μ_0 .

Let $\mathbf{f}^\phi(\mathbf{X}^m) \in \mathbb{R}^{dN}$ to be the vectorization of the right hand sides of (24), and $\phi = (\phi_{kk'})_{k,k'=1}^K$. Dropping from the notation of quantities that are assumed known, we rewrite the equations for the dynamics in (24) as $\dot{\mathbf{X}}^m = \mathbf{f}^\phi(\mathbf{X}^m)$. We use an error functional similar to (2) to find the estimators with a system norm weighted so that all types of agents have the same importance:

$$\hat{\phi} := \arg \min_{\phi \in \mathcal{H}} \frac{1}{ML} \sum_{m=1, l=1}^{M,L} \left\| \dot{\mathbf{X}}^m(t_l) - \mathbf{f}^\phi(\mathbf{x}^m(t_l)) \right\|_{\mathcal{S}(\kappa)}^2, \quad (25)$$

where $\phi = (\phi_{kk'})_{k,k'=1}^K$ and $\hat{\phi} = (\hat{\phi}_{kk'})_{k,k'=1}^K$, $\|\cdot\|_{\mathcal{S}}$:

$$\|\mathbf{X}\|_{\mathcal{S}}^2 = \sum_{i=1}^N \frac{1}{N_{k_i}} \|\mathbf{x}_i\|^2. \quad (26)$$

The reason for introducing these weights (and more general cases could be considered, with minimal changes to the algorithms) is that there are cases of interest where different types C_k of agents have dramatically different cardinalities (e.g. a large number of preys vs. a single predator), in which case an absence of weights would imply that the error functional pays little attention to the least numerous type, leading to a strong bias towards learning well the interaction kernels corresponding to the most numerous classes only.

The generalization of ρ_T^L (similarly for ρ_T), defined in (5), to the heterogeneous-agent case is the family, indexed by ordered pairs (k, k') , $k, k' \in \{1, \dots, K\}$, of probability measures on \mathbb{R}_+ defined by

$$\rho_T^{L, kk'}(r) = \frac{1}{LN_{kk'}} \sum_{l=1}^L \mathbb{E}_{\mathbf{x}_0 \sim \mu_0} \sum_{i \in C_k, i' \in C_{k'}, i \neq i'} \delta_{r_{ii'}(t_l)}(r), \quad (27)$$

where $N_{kk'} = N_k N_{k'}$ when $k \neq k'$ and $N_{kk'} = \binom{N_k}{2}$ when $k = k'$ (for $N_k > 1$, otherwise there is no interaction kernel to learn). The error of an estimator, $\hat{\phi}_{kk'}$, will be measured by $\left\| \hat{\phi}_{kk'}(\cdot) - \phi_{kk'}(\cdot) \right\|_{L^2(\rho_T^{L, kk'})}$.

While this case requires learning multiple interaction kernels, it turns out that the learning theory developed for the single-type agent systems can be generalized, and the estimator in (25) still achieves optimal rates of convergence, and a similar control on the error of predicted trajectories can be obtained.

8.2 Second Order Heterogeneous Agents Systems with Environment

Consider a family of systems of second order and multiple agent types in the form in (7). Let $\mathbf{f}_{\phi^E}(\mathbf{X}^m)$ and $\mathbf{f}_{\phi^A}(\mathbf{X}^m, \dot{\mathbf{X}}^m) \in \mathbb{R}^{dN}$ be the collection of the energy and alignment induced interaction terms respectively, and $\mathcal{F}^v(\dot{\mathbf{X}}^m, \Xi^m)_i = F_i^v(\dot{\mathbf{x}}_i, \xi_i)$ (similar setup for $\mathcal{F}^\xi(\Xi^m)$ and $\mathbf{f}_{\phi^\xi}(\mathbf{X}^m, \Xi^m)$), then we may rewrite the equations of the system as in (8). We consider the state space as defined above in the case of first order systems. We introduced $\rho_T^{kk'}(r, \dot{r})$ and its marginals in (10), and we use distances in the corresponding L^2 spaces to measure the accuracy of $\hat{\phi}^E, \hat{\phi}^A$.

The interactions with the environment, using the auxiliary variable ξ_i 's, can be completely de-coupled and solved separately. We construct the estimators, $\hat{\phi}_{kk'}^\xi$'s, as

$$\hat{\phi}^\xi := \arg \min_{\phi^\xi \in \mathcal{H}^\xi} \frac{1}{ML} \sum_{m=1, l=2}^{M,L} \left\| \dot{\Xi}_l^m - \mathcal{F}^\xi(\Xi_l^m) - \mathbf{f}_{\phi^\xi}(\mathbf{X}_l^m, \Xi_l^m) \right\|_{\mathcal{S}(\kappa^\xi)},$$

where $\dot{\Xi}_l^m = \dot{\mathbf{X}}^m(t_l)$, $\mathbf{X}_l^m = \mathbf{X}^m(t_l)$, $\Xi_l^m = \Xi^m(t_l)$, $\hat{\phi}^\xi = \{\hat{\phi}_{kk'}^\xi\}_{k,k'=1}^K$, and the weighted system norm $\|\cdot\|_{\mathcal{S}(\kappa^\xi)}$ is defined similarly to $\|\cdot\|_{\mathcal{S}(\kappa^v)}$. In order to measure the performance of our estimators, $\hat{\phi}_{kk'}^\xi$'s, we define another probability measure on $\mathbb{R}_+ \times \mathbb{R}_+$,

$$\rho_{T,r,\xi}^{L, kk'}(r, \xi) = \frac{1}{LN_{kk'}} \sum_{l=1}^L \mathbb{E} \sum_{i \in C_k, i' \in C_{k'}, i \neq i'} \delta_{r_{ii'}(t_l), \xi_{ii'}(t_l)}(r, \xi), \quad (28)$$

where the expectation is with respect to initial conditions distributed according to $\mu_0^{\mathbf{X}} \times \mu_0^{\dot{\mathbf{X}}} \times \mu_0^{\Xi}$, and $\xi_{ii'}(t) = |\xi_{i'}(t) - \xi_i(t)|$. We will consider the errors $\|\hat{\phi}_{kk'}^{\xi}(r)\xi - \phi_{kk'}^{\xi}(r)\xi\|_{L^2(\rho_{T,r,\xi}^{L,kk'})}$.

We note that while of course the second order system may be written as a first order system in the variables \mathbf{x}_i and $\mathbf{v}_i = \dot{\mathbf{x}}_i$; even when $F_i^v \equiv 0$ and $\phi_{k_i,k_{i'}}^A \equiv 0$, the resulting equations for $(\mathbf{x}_i, \mathbf{v}_i)$ are different from those governing the first order systems considered above in (24).

Let $\mathbf{X}(t)$ and $\hat{\mathbf{X}}(t)$ be two sets of continuous-time trajectories; the max-in-time error is defined as

$$\|\mathbf{X} - \hat{\mathbf{X}}\|_{\text{TM}([0,T])} = \sup_{t \in [0,T]} \|\mathbf{X}(t) - \hat{\mathbf{X}}(t)\|_{\mathcal{S}}. \quad (29)$$

For second order systems with the auxiliary environment variable ξ_i 's, we are also interested in the trajectories of ξ_i , for which we may use

$$\|\Xi - \hat{\Xi}\|_{\text{TM}([0,T])} = \sup_{t \in [0,T]} \|\Xi(t) - \hat{\Xi}(t)\|_{\mathcal{S}}.$$

9 Algorithm

We start from describing the algorithm in its simplest form, for learning first order system with homogeneous agents; we then move to first order systems with heterogeneous agents, and finish with the second order systems with heterogeneous agents.

9.1 First Order Homogeneous Agent Systems

Recall that we would like to estimate the interaction kernel ϕ of the N -agent system in (1) from M independent trajectories $\{\mathbf{x}_i^m(t_l), \dot{\mathbf{x}}_i^m(t_l)\}_{i=1,l=1,m=1}^{N,L,M}$ with $t_l = \frac{lT}{L}$. We obtain an estimator by minimizing the discrete empirical error functional

$$\mathcal{E}_{L,M}(\varphi) = \frac{1}{LMN} \sum_{l,m,i=1}^{L,M,N} \left\| \dot{\mathbf{x}}_i^m(t_l) - \sum_{i'=1}^N \frac{1}{N} \varphi(r_{i,i'}^m(t_l)) \mathbf{r}_{i,i'}^m(t_l) \right\|^2, \quad (30)$$

over all φ in a hypothesis space \mathcal{H}_n .

When only the positions can be observed, we assume that T/L is sufficiently small so that we can accurately approximate the velocity $\dot{\mathbf{x}}_i^m(t_l)$ by backward differences:

$$\dot{\mathbf{x}}_i^m(t_l) \approx \Delta \mathbf{x}_i^m(t_l) = \frac{\mathbf{x}_i^m(t_l) - \mathbf{x}_i^m(t_{l-1})}{t_l - t_{l-1}}, \quad \text{for } 1 \leq l \leq L,$$

where we assumed t_0 is also observed. The error of the backward difference approximation is of order $O(T/L)$, leading to a $O(T/L)$ bias in the estimator. Therefore, for simplicity, we assume in the theoretical discussion that follows that the velocity $\dot{\mathbf{x}}_i^m(t_l)$ is observed.

First, we set the hypothesis space to be an n dimensional space

$$\mathcal{H}_n := \{\varphi = \sum_{p=1}^n a_p \psi_p(r) : \mathbf{a} = (a_1, \dots, a_n) \in \mathbb{R}^n\},$$

where $\{\psi_p\}_{p=1}^n$ is a set of linearly independent functions on $[0, R]$, forming a basis of \mathcal{H}_n . In general, one would use an orthonormal basis of \mathcal{H}_n in $L^2(\rho_L^T)$ for efficient approximation. If the true interaction kernel is known to be smooth, a global basis (e.g. Fourier) may be used to achieve fast convergence. Since our admissible set is in $W^{1,\infty}$, we shall use a local basis consisting of piecewise polynomial functions. Further, to avoid degeneracy of the regression matrix, the partition will be on the interval $[R_{\min}, R_{\max}]$, where R_{\min} and R_{\max} are minimal

and maximal values of r such that the empirical density $\rho_{L,M}^T(r)$ of the pairwise distances $\{r_{i,i'}^m(t_l)\}$ is greater than a threshold.

Next, we minimize the empirical error functional over \mathcal{H}_n to obtain an estimator. To simplify notation, for each m , we denote

$$\mathbf{d}^m := (\dot{\mathbf{x}}_1^m(t_2), \dots, \dot{\mathbf{x}}_N^m(t_2); \dots; \dot{\mathbf{x}}_1^m(t_L) \dots \dot{\mathbf{x}}_N^m(t_L)) \quad (31)$$

a column vector in \mathbb{R}^{LNd} ; and denote

$$\Psi_L^m(li, p) := \sum_{i'=1}^N \frac{1}{N} \psi_p(r_{i,i'}^m(t_l)) \mathbf{r}_{i,i'}^m(t_l) \in \mathbb{R}^d,$$

for $2 \leq l \leq L$, $1 \leq i \leq N$ and $1 \leq p \leq n$, and refer it as the learning matrix Ψ_L^m . Then we can rewrite the empirical error functional as

$$\mathcal{E}_{L,M}(\varphi) = \mathcal{E}_{L,M}(\mathbf{a}) = \frac{1}{M} \sum_{m=1}^M \|\mathbf{d}^m - \Psi_L^m \mathbf{a}\|_{\mathbb{R}^{LNd}}^2.$$

Our estimator is the minimizer of $\mathcal{E}_{L,M}(\mathbf{a})$ over \mathbb{R}^n . This is a Least Squares problem, and we solve for the minimizer from the normal equations

$$\underbrace{\frac{1}{M} \sum_{m=1}^M A_L^m}_{A_{L,M}} \mathbf{a} = \frac{1}{M} \sum_{m=1}^M b_L^m, \quad (32)$$

where the trajectory-wise regression matrices are

$$A_L^m := \frac{1}{LN} (\Psi_L^m)^T \Psi_L^m, \quad b_L^m := \frac{1}{LN} (\Psi_L^m)^T \mathbf{d}^m.$$

We emphasize that the above regression is ready to be computed in parallel: we can compute simultaneously the matrices A_L^m and b_L^m for different trajectories. The size of the matrices A_L^m is $n \times n$, and there is no need to read and store all the data at once, thereby dramatically reducing memory usage.

9.2 Well-conditioning from coercivity

We show next that the coercivity condition implies that $A_{L,M}$ is well-conditioned and positive definite for large M . More specifically, the coercivity constant provides a lower bound on the smallest singular value of $A_{L,M}$, therefore provides a control on the condition number of $A_{L,M}$.

Recall the bilinear functional $\langle\langle \cdot, \cdot \rangle\rangle$ defined in (18).

Proposition 9.1. *Let $\{\psi_1, \dots, \psi_n\}$ be a basis of $\mathcal{H}_n \subset L^\infty([0, R])$ such that*

$$\langle\langle \psi_p(\cdot), \psi_{p'}(\cdot) \rangle\rangle_{L^2(\rho_T^L)} = \delta_{p,p'}, \|\psi_p\|_\infty \leq S_0 \quad (33)$$

and $A_{L,\infty} = (\langle\langle \psi_p, \psi_{p'} \rangle\rangle)_{p,p'} \in \mathbb{R}^{n \times n}$. Then the smallest singular value of $A_{L,\infty}$ satisfies

$$\sigma_{\min}(A_{L,\infty}) \geq c_L.$$

Moreover, $A_{L,\infty}$ is the a.s. limit of $A_{L,M}$ in (32). Therefore, for large M , the smallest singular value of $A_{L,M}$

$$\sigma_{\min}(A_{L,M}) \geq 0.9c_L$$

with probability at least $1 - 2n \exp(-\frac{c_L^2 M}{200n^2 c_1^2 + \frac{10c_L c_1}{3} n})$ with $c_1 = R^2 S_0^2 + 1$.

Proof. For each $\mathbf{a} \in \mathbb{R}^n$,

$$\mathbf{a}^T A_{L,\infty} \mathbf{a} = \langle \sum_{p=1}^n a_p \psi_p, \sum_{p=1}^n a_p \psi_p \rangle \geq c_L \left\| \sum_{p=1}^n a_p \psi_p(\cdot) \right\|_{L^2(\rho_T^L)}^2 = c_L \|\mathbf{a}\|^2.$$

This proves the desired bound on the smallest singular value.

Going back to the case of finite M : by the law of large numbers, the matrix $A_{L,M} = \sum_{m=1}^M A_L^m$ converges to $A_{L,\infty} = \mathbb{E}[A_L^m]$ as $M \rightarrow \infty$. Hence if the sample size M is large enough, then we apply the matrix Bernstein inequality to get the probability estimates for the event that $\sigma_{\min}(A_{L,M})$ is bounded below by $0.9c_L$. \square

Remark 9.2. Proposition 9.1 highlights the importance of choosing basis functions to be linearly independent in $L^2(\rho_T^L)$ instead of in $L^\infty([0, R])$ for the hypothesis space \mathcal{H}_n (orthonormality can be easily obtained through Gram-Schmidt orthogonalization if the functions are linearly independent). To see this, consider a set of basis functions consisting of piecewise polynomials that are supported on a partition of the interval $[0, R]$. These functions are linearly independent in $L^\infty([0, R])$, but can be linearly dependent in $L^2(\rho_T^L)$ if some of the partitioned intervals have zero probability under the measure ρ_T^L . This would lead to an ill-conditioned normal matrix $A_{L,\infty}$. This issue deteriorates in practice when the unknown ρ_T^L is replaced by the empirical measure $\rho_T^{L,M}$. In this work we use piecewise polynomials on a partition of the support of $\rho_T^{L,M}$, which are orthogonal in $L^2(\rho_T^{L,M})$.

9.3 First Order Heterogeneous Agent Systems

For these systems the empirical error to be minimized is as in (25):

$$\sum_{l=2, m=1, i=1}^{L, M, N} \frac{1}{LMN_{\tilde{k}_i}} \left\| \dot{\mathbf{x}}_i^m(t_l) - \sum_{i'=1}^N \frac{1}{N_{\tilde{k}_{i'}}} \varphi_{\tilde{k}_i \tilde{k}_{i'}}(r_{i,i'}^m(t_l)) \mathbf{r}_{i,i'}^m(t_l) \right\|^2,$$

over all possible $\boldsymbol{\varphi} = \{\varphi_{kk'}\}_{k,k'=1}^K \in \mathcal{H}$. Here $\mathbf{r}_{i,i'}(t_l)$ and $r_{i,i'}(t_l)$ are as in (30). When given observation data, $\{\mathbf{x}_i^m(t_l)\}_{i=1, m=1, l=1}^{N, M, L}$, but no derivative information, we approximate the derivatives using backward differencing scheme for $2 \leq l \leq L$; in either case we assemble the derivative vector \mathbf{d} similarly to (31), but with the normalization

$$\mathbf{d}^m(li) = (1/N_{\tilde{k}_i})^{1/2} \Delta \mathbf{x}_i^m(t_l) \in \mathbb{R}^d.$$

Proceeding analogously to the homogeneous agent case, we search for $\varphi_{kk'}$ in a $n_{kk'}$ -dimensional hypothesis space $\mathcal{H}_{n_{kk'}}$, with basis $\{\psi_{kk',p}\}_{p=1}^{n_{kk'}}$, and write $\varphi_{kk'}(r) = \sum_{k,k'=1}^K \sum_{p=1}^{n_{kk'}} a_{kk',p} \psi_{kk',p}(r)$ for some vector of coefficients $(a_{kk',p})_{p=1}^{n_{kk'}}$. For the learning matrix Ψ_L^m , we will divide the columns into K^2 regions, each region indexed by the pair (k, k') , with $k, k' = 1, \dots, K$. We adopt the usual lexicographic partial ordering on these pairs. The columns of Ψ_L^m corresponding to (k, k') are given by

$$\Psi_L^m(li, \tilde{n}_{kk'} + p) = \sqrt{\frac{1}{N_{\tilde{k}_i}}} \sum_{i' \in C_{k'}} \frac{1}{N_{k'}} \psi_{kk',p}(r_{i,i'}^m(t_l)) \mathbf{r}_{i,i'}^m(t_l) \in \mathbb{R}^d,$$

for $i \in C_k$ and $2 \leq l \leq L$, and $\tilde{n}_{kk'} = \sum_{(k_1, k'_1) < (k, k')} n_{k_1 k'_1}$. We define

$$\mathbf{a} = (a_{11,1}, \dots, a_{11,n_{11}}; \dots; a_{KK,1}, \dots, a_{KK,n_{KK}}) \in \mathbb{R}^{d_0}$$

with $d_0 = \sum_{k,k'=1}^K n_{k,k'}$, to arrive at (32)

9.4 Second Order Heterogeneous Agent Systems

The learning problems of inferring the interactions of the $\dot{\mathbf{x}}_i$'s and ξ_i 's can be de-coupled. We start with the inference of the interactions on $\dot{\mathbf{x}}_i$'s. Let the observations of the second order heterogeneous agent system be

$\{\mathbf{x}_i^m(t_l), \dot{\mathbf{x}}_i^m(t_l), \xi_i^m(t_l)\}_{l,i,m=1}^{L,N,M}$. Let $\mathbf{v}_i^m = \dot{\mathbf{x}}_i^m$. As usual, if velocities and/or accelerations are not observed, they are approximated by a finite-difference (in time) scheme, for example

$$\Delta \mathbf{v}_i^m(t_l) = \frac{\mathbf{v}_i^m(t_l) - \mathbf{v}_i^m(t_{l-1})}{t_l - t_{l-1}}, \quad \Delta \xi_i^m(t_l) = \frac{\xi_i^m(t_l) - \xi_i^m(t_{l-1})}{t_l - t_{l-1}},$$

for $2 \leq l \leq L$ and $1 \leq i \leq N$. For the data corresponding to the m^{th} initial condition, we assemble the external influence (from interaction with the environment) vector $\vec{F}^{m,v}$ as:

$$\vec{F}^{m,v}(li) = (1/N_{\mathbb{K}})^{1/2} F^v(\mathbf{v}_i^m(t_l), \xi_i^m(t_l)) \in \mathbb{R}^d,$$

and the approximated derivative of \mathbf{v}_i 's as

$$\mathbf{d}^{m,v}(li) = (1/N_{\mathbb{K}})^{1/2} m_i \Delta \mathbf{v}_i^m(t_l) \in \mathbb{R}^d.$$

We use a finite dimensional subspace $\mathcal{H}_{n^E}^E$, so that the candidate functions $\boldsymbol{\varphi}^E = \{\varphi_{kk'}^E\}_{k,k'=1}^K$ are expressed as $\boldsymbol{\varphi}^E(r) = \sum_{k,k'=1}^K \sum_{p=1}^{n_{k,k'}^E} \alpha_{kk',p}^E \psi_{kk',p}^E(r)$. Using the same ordering from previous discussion on the first order heterogeneous agent system, we have, for a pair (k, k') learning matrix $\Psi_{L,M}^{m,E}$ for the energy-based interaction kernel,

$$\Psi_{L,M}^{m,E}(li, \tilde{n}^E + p) = N_{\mathbb{K}}^{-1/2} \sum_{i' \in C_{k'}} \frac{1}{N_{k'}} \psi_{kk',p}^E(r_{i,i'}^m(t_l)) \mathbf{r}_{i,i'}^m(t_l),$$

for $2 \leq l \leq L$, $i \in C_k$ and $\tilde{n}^E = \sum_{(k_1, k'_1) < (k, k')} n_{k_1 k'_1}^E$. The construction of the alignment-based learning matrix $\Psi_{L,M}^{m,A}$ is analogous:

$$\Psi_{L,M}^{m,A}(li, \tilde{n}^A + p) = N_{\mathbb{K}}^{-1/2} \sum_{i' \in C_{k'}} \frac{1}{N_{k'}} \psi_{kk',p}^A(r_{i,i'}^m(t_l)) \mathbf{r}_{i,i'}^m(t_l),$$

for $2 \leq l \leq L$, $i \in C_k$ and $\tilde{n}^A = \sum_{(k_1, k'_1) < (k, k')} n_{k_1 k'_1}^A$. We put all the α 's together into \mathbf{a}^E and \mathbf{a}^A , and further grouping them into one big vector, $\mathbf{a}^v = \begin{pmatrix} \mathbf{a}^E \\ \mathbf{a}^A \end{pmatrix}$ and $\Psi_{L,M}^{m,v} = (\Psi_{L,M}^{m,E}, \Psi_{L,M}^{m,A})$, we arrive at the final formulation,

$$\frac{1}{M} \sum_{m=1}^M \left\| \mathbf{d}^{m,v} - \vec{F}^{m,v} - \Psi_{L,M}^{m,v} \mathbf{a}^v \right\|_{\mathbb{R}^{LNd}}^2.$$

As usual, we solve the associated normal equations of (32) with

$$A_L^m := (\Psi_{L,M}^{m,v})^\top \Psi_{L,M}^{m,v} \quad \text{and} \quad b_L^m := (\Psi_{L,M}^{m,v})^\top (\mathbf{d}^{m,v} - \vec{F}^{m,v})$$

reducing the system size from $(MLNd) \times (n^E + n^A)$ to $(n^E + n^A)^2$.

For the inference of the interactions on ξ_i 's, we let

$$\vec{F}^{m,\xi}(li) = N_k^{-\frac{1}{2}} F^\xi(\xi_i^m(t_l)) \quad \text{and} \quad \mathbf{d}^{m,\xi}(li) = N_k^{-\frac{1}{2}} \Delta \xi_i^m(t_l),$$

for $2 \leq l \leq L$ and $1 \leq i \leq N$; then the learning matrix $\Psi_{L,M}^{m,\xi}$ is assembled similarly as

$$\Psi_{L,M}^{m,\xi}(li, \tilde{n}^\xi + p) = N_k^{-\frac{1}{2}} \sum_{i' \in C_{k'}} \frac{1}{N_{k'}} \psi_{kk',p}^\xi(r_{i,i'}^m(t_l)) \mathbf{r}_{i,i'}^m(t_l),$$

for $2 \leq l \leq L$, $i \in C_k$, and $\tilde{n}^\xi = \sum_{(k_1, k'_1) < (k, k')} n_{k_1 k'_1}^\xi$. We then arrive at the Least Squares problem

$$\frac{1}{M} \sum_{m=1}^M \left\| \mathbf{d}^{m,\xi} - \vec{F}^{m,\xi} - \Psi_{L,M}^{m,\xi} \mathbf{a}^\xi \right\|_{\mathbb{R}^{LNd}}^2$$

and solve it from the associated normal equations.

9.5 The Final Algorithm

Given observation data, $\{\mathbf{x}_i^m(t_l)$ and $\dot{\mathbf{x}}_i^m(t_l)$ and/or $\xi_i^m(t_l)\}_{l,i,m=1}^{L,N,M}$, we use the Algorithm 1 to find the estimators for the interaction kernels.

Algorithm 1 Learning Interaction Kernels from Observations

- 1: Input: $\{\mathbf{x}_i^m(t_l)$ and/or $\dot{\mathbf{x}}_i^m(t_l)$ and/or $\xi_i^m(t_l)\}_{l,i,m=1}^{L,N,M}$.
 - 2: Output: estimators for the interaction kernels.
 - 3: **if** First Order System **then**
 - 4: Find out the maximum interaction radii $R_{kk'}$'s.
 - 5: Construct the basis, $\psi_{kk',p}$'s.
 - 6: Assemble the normal equations (32) (in parallel).
 - 7: Solve for \mathbf{a} .
 - 8: Assemble $\hat{\phi}(r) = \sum_{k,k'=1}^K \sum_{p=1}^{n_{kk'}} a_{kk',p} \psi_{kk',p}(r)$.
 - 9: **else if** Second Order System **then**
 - 10: Find out the maximum interaction radii $R_{kk'}$'s.
 - 11: Construct the basis, $\psi_{kk',p}^E$'s and $\psi_{kk',p}^A$'s.
 - 12: Assemble the normal equations (32) (in parallel).
 - 13: Solve for \mathbf{a}^v , and partition it to \mathbf{a}^E and \mathbf{a}^A .
 - 14: Assemble $\hat{\phi}(r)^E = \sum_{k,k'=1}^K \sum_{p=1}^{n_{kk'}^E} a_{kk',p}^E \psi_{kk',p}^E(r)$.
 - 15: Assemble $\hat{\phi}(r)^A = \sum_{k,k'=1}^K \sum_{p=1}^{n_{kk'}^A} a_{kk',p}^A \psi_{kk',p}^A(r)$.
 - 16: **if** If there are ξ_i 's **then**
 - 17: Construct the basis, $\psi_{kk',p}^\xi$'s.
 - 18: Assemble the normal equations.
 - 19: Solve for \mathbf{a}^ξ .
 - 20: Assemble $\hat{\phi}(r)^\xi = \sum_{k,k'=1}^K \sum_{p=1}^{n_{kk'}^\xi} a_{kk',p}^\xi \psi_{kk',p}^\xi(r)$.
 - 21: **end if**.
 - 22: **end if**.
-

9.6 Computational Complexity

The computational complexity is driven by the construction and solution of the least squares problem in Algorithm 1. Though the observation data $\{\mathbf{x}_i^m(t_l), \dot{\mathbf{x}}_i^m(t_l), \xi_i^m(t_l)\}_{l,i,m=1}^{L,N,M}$ requires an array of size $MLN(2d+1)$, the linear system to be solved, i.e. the normal equations, is only of size $n^E + n^A$. When the normal equations is ill-conditioned or ill-posed, a truncated singular value decomposition will be used, which does a singular value decomposition of the matrix $A_{L,M}$, and keeps those singular values which are above a (preset) threshold, then assemble an approximated matrix with the truncated singular value matrices.

Furthermore, since the M trajectories are independent, we can construct $\Psi^{m,E}$ and other related quantities for each trajectory at a time (which can be done in a parallel environment with two communication needed, one to send/receive the maximum interaction radii's, and the other to send/receive A_L^m and b_L^m in the normal equations after they are built on the master core), each requires a total memory of $LN d(n^E + n^A) + LN d + LN d$, which is roughly of the order of $\mathcal{O}(LN d)$, since $n^E + n^A \ll LN d$.

The computing time of the algorithm depends heavily on the time to assemble normal equations from M trajectories; solving the final linear system requires basically little time compared to the assembly time, even using the truncated singular value decomposition solver.

Therefore, the algorithm is effective at inferring the interactions from a wide variety of dynamics, and the

results will be discussed in the next section.

10 Examples

We consider here four important examples of self-organized dynamics: the opinion dynamics, the particle system with the Lennard-Jones potential, the predator-swarm system and the phototaxis dynamics. We describe here in detail how the numerical simulations are set up for each of these examples. In all but the Lennard-Jones system, we set up the experiments using the parameters as shown in Table 2. We consider the regime with a rather small number of observations in terms of both M and L to emphasize that our technique can achieve good results even when a relatively small number of samples is given.

N	# Trials	$M_{\rho_T^L}$	$[0, T_f]$
10	10	2000	$[0, C^*T]$

Table 2: Parameters used in all the examples but the Lennard-Jones system. Here the observation time T is system-specific.

We use a large number $M_{\rho_T^L}$ (in particular, $M_{\rho_T^L} \gg M$) of independent trajectories (not to be used elsewhere) to obtain an accurate approximation of the unknown probability measure ρ_T^L in (5). In what follows, to keep the notation from becoming cumbersome, we denote by ρ_T^L this empirical approximation to ρ_T^L . We run the dynamics over the time $[0, T_f]$ with M different initial conditions (drawn from the dynamics-specific probability measure μ_0), and the observations consist of the state vector, with no derivative information, at L equidistant time samples in the time interval $[0, T]$. We report the relative (i.e. normalized by the norm of the true interaction kernel) error of our estimators in the $L^2(\rho_T^L)$ norm. In the spirit of Proposition 3.2, we also report on the error on trajectories $\mathbf{X}(t)$ and $\widehat{\mathbf{X}}(t)$ generated by the system with the true interaction kernel and with the learned interaction kernel, on both the training time interval $[0, T]$ and on a prediction time interval $[T, T_f]$ ($T_f = 2T$ unless otherwise specified), with both the same initial conditions as those used for training, and on new initial conditions (sampled according to the specified measure μ_0). The trajectory error will be estimated using M trajectories (we report mean and standard deviation of the error). We run a total of 10 independent learning trials and compute the mean and standard deviation of the corresponding estimators, their errors, and the trajectory errors just discussed. Since each learning trial generates different mean and standard deviation of the trajectory errors over different Initial Conditions (ICs), we also report the mean and standard deviation over the 10 learning trials for mean_{IC} and std_{IC} .

All ODE systems are evolved using **ode15s** in MATLAB[®] with a relative tolerance at 10^{-5} and absolute tolerance at 10^{-6} . We choose the finite-dimensional hypothesis space \mathcal{H}_n (with n chosen differently in each example, based on sample size) as the span of either piecewise constant or piecewise linear functions on n intervals forming a uniform partition of $[0, R_{k,k'}]$, where $R_{k,k'}$ is the maximum observed pairwise distance between agents of type k' and agents in type k for $t \in [0, T]$.

Learning results are showcased in three plots. The first one compares the learned interaction kernel(s) to the true interaction kernel(s) (with mean and standard deviation over the total number of learning trials) with the background showing the comparison of ρ_T^L (computed on $M_{\rho_T^L}$ trajectories, as described above) and $\rho_T^{L,M}$ (generated from the observed data consisting of M trajectories). The second plot compares the true trajectories (evolved using the true interaction law(s)) and learned trajectories (evolved using the learned interaction law(s)) over two different set of initial conditions – one taken from the training data, and one new, randomly generated from μ_0 . The third plot compares the true trajectories and the trajectories generated with the estimated interaction kernel, but for a different system with number of agents $N_{\text{new}} = 4N$, again over two different sets of randomly chosen initial conditions. Measurements of performance are also shown alongside the figures: ($L^2(\rho_T^L)$ errors, trajectory errors, etc.

Finally, for each example we consider adding noise to the observations: in the case of additive noise the observations are $\{(\mathbf{X}^m(t_l) + \eta_{1,l,m}, \dot{\mathbf{X}}^m(t_l) + \eta_{2,l,m})\}_{l=1, m=1}^{L,M}$, while in the case of multiplicative noise they are

$\{(\mathbf{X}^m(t_l) \cdot (1 + \eta_{1,l,m}), \dot{\mathbf{X}}^m(t_l) \cdot (1 + \eta_{2,l,m}))\}_{l=1, m=1}^{L, M}$, where in both cases $\eta_{1,l,m}$ and $\eta_{2,l,m}$ are i.i.d. samples from a distribution modeling noise, which we will pick to be $\text{Unif.}([- \sigma, \sigma])$. Note that in both these cases velocities are part of our observations, since with noise added in the position the inference of velocities becomes problematic due to the amplification of the noise that a simple finite difference scheme would incur.

We devote the next sections to the various examples, discussing setups particular to each example and corresponding results.

10.1 Opinion Dynamics

Modeling using self-organized dynamics has seen successful applications in studying and analyzing how the opinions of people influence each other and how consensus is formed based on different kinds of influence functions (see [59, 21, 64, 25, 36] and references therein). We refer to these systems as opinion dynamics. We consider the first order model in (11), and the interaction kernel defined as

$$\phi(r) = \begin{cases} 1, & 0 \leq r < \frac{1}{\sqrt{2}}, \\ 0.1, & \frac{1}{\sqrt{2}} \leq r < 1, \\ 0, & 1 \leq r. \end{cases}$$

In this context $\phi : \mathbb{R}_+ \rightarrow \mathbb{R}_+$ is sometimes referred to as the scaled influence function, modeling the change of each agents' opinion by relative differences in the opinions of the other agents. Here $\mathbf{x}_i \in \mathbb{R}^d$ is the vector opinions of agent i . Here $\|\cdot\|$ can be taken as the normal Euclidean norm, but other metrics depending on the problem at hand may be used as well, with no changes in our definitions and constructions. The time-discretization of this system is referred to as the classical Krause model for opinion dynamics [59, 21] (for other extensive details about opinion dynamics, please refer to [64]). With the specific ϕ above, this dynamics is known to have the opinion of agents merge into clusters, with the number of clusters significantly smaller than the number of agents. This clustering behavior severely reduces the amount of effective samples of pairwise distance observable at large times. We consider the system and test parameters given in Table 3.

d	M	L	T	μ_0	n	$\deg(\psi)$
1	50	200	10	$\mathcal{U}([0, 10]^2)$	200	0

Table 3: (OD) Parameters for the system

	$[0, T]$	$[T, T_f]$
mean _{IC} : Training ICs	$3.5 \cdot 10^{-2} \pm 8.1 \cdot 10^{-3}$	$4.8 \cdot 10^{-2} \pm 1.4 \cdot 10^{-2}$
std _{IC} : Training ICs	$5.2 \cdot 10^{-2} \pm 1.3 \cdot 10^{-2}$	$7.6 \cdot 10^{-2} \pm 2.7 \cdot 10^{-2}$
mean _{IC} : Random ICs	$3.2 \cdot 10^{-2} \pm 7.4 \cdot 10^{-3}$	$4.6 \cdot 10^{-2} \pm 1.2 \cdot 10^{-2}$
std _{IC} : Random ICs	$5.0 \cdot 10^{-2} \pm 1.7 \cdot 10^{-2}$	$7.2 \cdot 10^{-2} \pm 2.7 \cdot 10^{-2}$
mean _{IC} : Larger N	$3.1 \cdot 10^{-2} \pm 2.0 \cdot 10^{-3}$	$7.3 \cdot 10^{-2} \pm 4.1 \cdot 10^{-3}$
std _{IC} : Larger N	$2.1 \cdot 10^{-2} \pm 2.1 \cdot 10^{-3}$	$6.1 \cdot 10^{-2} \pm 4.2 \cdot 10^{-3}$

Table 4: (OD) Trajectory Errors: IC's used in the training set (first two rows), new IC's randomly drawn from μ_0 (second set of two rows), for IC's randomly drawn for a system with $4N$ agents (last two rows). Means and std's are over 10 learning runs.

Fig.6 shows the comparison between the estimated interaction kernel $\hat{\phi}$ (as the mean over learning trials) and the true one, ϕ . We obtain a faithful approximation of the true interaction kernel, including near the discontinuity and the compact support. Our estimator also performs well near 0, notwithstanding that information of $\phi(0)$ is lost due to the structure of the equations, that have terms of the form $\phi(0)\vec{0} = \vec{0}$. The same

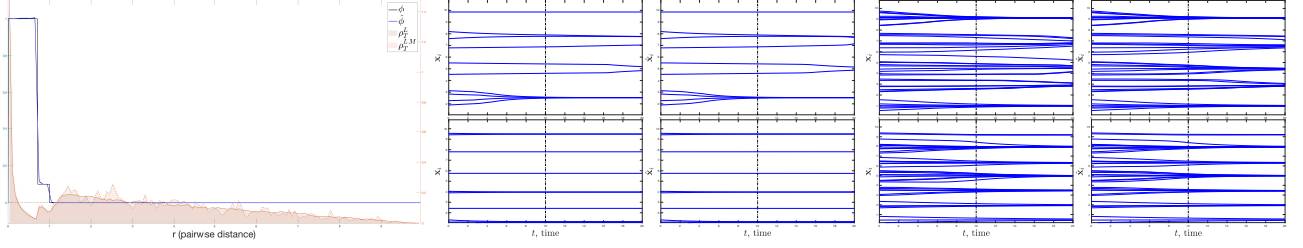


Figure 6: (OD) **TOP:** Comparison between true and estimated interaction kernel, together with histograms for ρ_T^L and $\rho_T^{L,M}$. Relative error for the interaction kernel = $1.6 \cdot 10^{-1} \pm 2.3 \cdot 10^{-3}$. The standard deviation bars on the estimated kernel are so small to be barely visible. **Center:** Trajectories $\mathbf{X}(t)$ and $\hat{\mathbf{X}}(t)$ obtained with ϕ and $\hat{\phi}$ respectively, for an initial condition in the training data (top) and an initial condition randomly chosen (bottom). The black dashed vertical line at $t = T$ divides the “training” interval $[0, T]$ from the “prediction” interval $[T, T_f]$ (which in this case, $T_f = 2T$). We achieve small error in all cases, in particular predicting number and location of clusters for large time. **Bottom:** Trajectories $\mathbf{X}(t)$ and $\hat{\mathbf{X}}(t)$ obtained with ϕ and $\hat{\phi}$ respectively, for dynamics with larger $N_{\text{new}} = 4N$, over two different set of initial conditions. We are able to accurately predict the clusters (number and location). Errors are reported in Table 4.

figure also compares the trajectories generated by the system governed by ϕ and that governed by $\hat{\phi}$. Table 4 reports the max-in-time error for those trajectories. We also test the robustness to noise, by adding noise to the observations of both positions and velocities, as described above: the estimated kernel is shown in Figure 7.

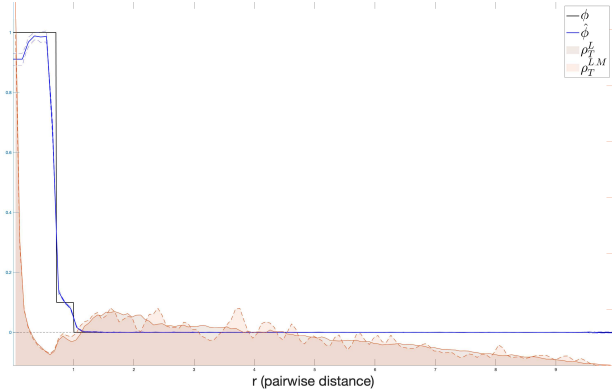


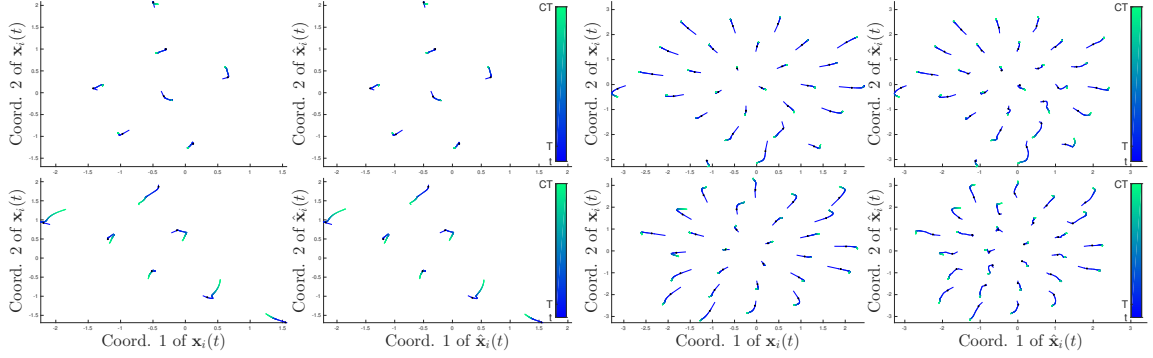
Figure 7: (OD) Interaction kernel learned with $\text{Unif.}([- \sigma, \sigma])$ additive noise, for $\sigma = 0.1$ in the observed positions and velocities. The estimated kernels are minimally affected, mostly in regions with small ρ_T^L and near 0.

10.2 Interacting Particles in Lennard-Jones Potential

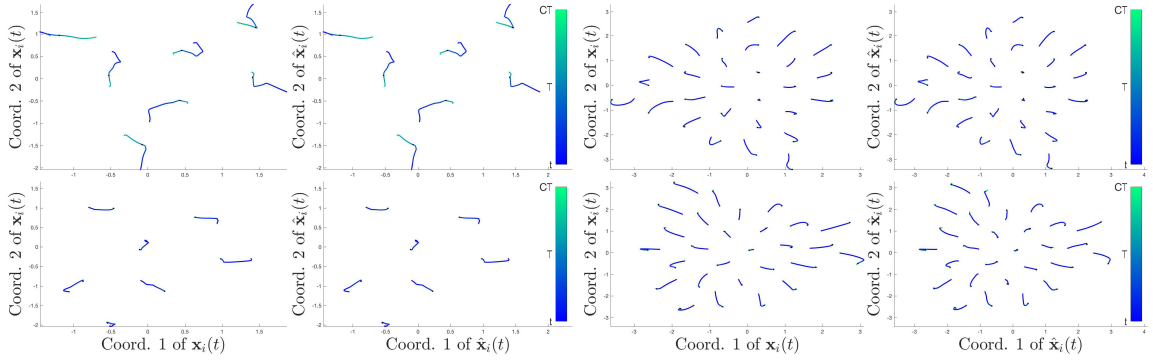
The expression of the Lennard-Jones potential is

$$\Phi(r) = 4\epsilon \left[\left(\frac{\sigma}{r} \right)^{12} - \left(\frac{\sigma}{r} \right)^6 \right] = \epsilon \left[\left(\frac{r_m}{r} \right)^{12} - 2 \left(\frac{r_m}{r} \right)^6 \right]$$

where ϵ is the depth of the potential well, σ is the finite distance at which the inter-particle potential is zero, r is the distance between the particles, and r_m is the distance at which the potential reaches its minimum.



(a) N -particle system, with kernel learned from (b) $4N$ -particle system with kernel learned in (a) many short trajectories



(c) N -particle system, with kernel learned from (d) $4N$ -particle system with kernel learned in (c) single long trajectory

Figure 8: (LJ) Each of (a-d) presents trajectories $\mathbf{X}(t)$ (left) and $\widehat{\mathbf{X}}(t)$ (right) obtained with ϕ and $\hat{\phi}$ respectively, for initial conditions in the training dataset (top) and randomly sampled initial conditions (bottom). Trajectory errors for all cases are reported in Table 8.

At r_m , the potential function has the value $-\epsilon$. The r^{-12} term describes Pauli repulsion at short ranges due to overlapping electron orbitals, and the r^{-6} term describes attraction at long ranges (van der Waals force, or dispersion force). We set $\epsilon = 10$ and $\sigma = 1$ in our simulations.

In the experiments, whose results are represented in Fig.1, the distribution μ_0 for the M i.i.d. initial conditions is a standard Gaussian vector in \mathbb{R}^{2N} . In this Lennard-Jones interacting system, one has to be careful in choosing the observation time interval. Since the minimum distance between the particles at initial configurations is very close to 0 with high probability, the particles have very large velocities (e.g. $\sim 10^{22}$) due to the singularity of the interaction kernel at 0. This obstruction made the learning algorithm infeasible since our algorithm is for learning bounded kernels. Therefore, we chose an observation time starting from a suitable time t_0 , small but positive. On the other side of the training time interval, since the system evolves to equilibrium configurations very quickly, we observe the dynamics up to a time T which is a fraction of the equilibrium time. In each sampling regime, we observe the dynamics at discrete times $\{t_i : i = 2, \dots, L\}$ and then use the standard finite difference method to obtain a faithful approximation of velocities of agents.

	Many short trajectories	Single long trajectory
Rel. Err. for $\hat{\phi}$	$6.7 \cdot 10^{-2} \pm 5 \cdot 10^{-3}$	$7.2 \cdot 10^{-2} \pm 1 \cdot 10^{-2}$

Table 7: Relative error of the estimator for the Lennard-Jones interaction kernel

N	d	μ_0	# Trials	$M_{\rho_T^L}$	$[t_0, T_f]$	$\deg(\psi_{kk'})$
7	2	$N(0, I_{2N})$	10	2000	$[t_0, C^*T]$	1

Table 5: (LJ) Parameters used in Lennard-Jones system

	M	L	n	$[t, T]$	C^*
Many short traj.	200	91	600	$[0.001, 0.01]$	50
Single long traj.	20	4991	600	$[0.001, 0.5]$	2

Table 6: (LJ) Observation parameters for the Lennard-Jones system

Table 5 and Table 6 summarize the parameters used for the two regimes: many short-time trajectories, and a single large-time trajectory. In the first regime, the randomness of initial conditions enables the agents to explore large regions of state space, and in the space of pairwise distance, in a short time. In the second regime, the large-time dynamics plays a fundamental role in driving the pairwise distance between agents to cover areas of interest.

The estimator belongs to a piecewise linear function space \mathcal{H}_n of dimension $n = 600$. As reported in Figure 1, the estimated interaction kernel $\hat{\phi}$ approximates the true interaction kernel ϕ well in the regions where ρ_T^L (and ρ_T) is large, i.e. regions with an abundance of observed values of pairwise distances to reconstruct the interaction kernel. The dependency on T of ρ_T^L , and of the space $L^2(\rho_T^L)$ (see (5)) used for learning, is rather pronounced, as may be seen from the histogram visualization also in Figure 1. As usual we also compare trajectories $\widehat{\mathbf{X}}(t)$ generated by the system with the estimated interaction kernel learned with trajectories $\mathbf{X}(t)$ generated by the original system, given the same initial conditions at t_0 , both on the learning interval $[t_0, T]$ and on larger time intervals $[t_0, C^*T]$. Figure 8 provides a visualization of such trajectories, together with those of the corresponding systems with a larger number of agents N_{new} . We report the estimation errors of the interaction kernel and the trajectory errors in Tables 7 and 8.

We also test the convergence of our estimator as $M \rightarrow \infty$: we choose the parameters for observations and learning as in Table 9. It is important that we choose the dimension n of hypothesis space to be dependent on M , as dictated by Thm. 3.1. Also, in this experiment (and this experiment only!) we observe the true derivatives (instead of approximating them by finite differences of positions), as those would introduce a bias term that does not vanishes unless L also increased with n . We obtain a decay rate for $\|\hat{\phi}(\cdot) - \phi(\cdot)\|_{L^2(\rho_T^L)}$ around $M^{-0.36}$, which is close to the theoretical optimal learning rate $M^{-0.4}$ – see Fig.2. We impute this (small) difference to the singularity of the Lennard-Jones interaction kernel at 0, which makes this interaction kernel not admissible in the our learning theory. However, the singularity of the Lennard-Jones interaction kernel at 0 forces the particles close to each other to be repel each other. Also, the system evolves rapidly to a steady-state, and the particles only explore a bounded region due to the large range attraction. Therefore, to obtain a well-supported non-degenerate measure ρ_T^L , we should make observations on a time interval that avoids reaching either the singularity of the interaction kernel or the steady-state. The restriction of the Lennard-Jones interaction kernel to the support of ρ_T^L is bounded and smooth, and hence our learning theory applies and we achieve an almost optimal rate of learning in the numerical experiments. The estimated interaction kernel with noisy observation is visualized in Figure 9.

Finally, Fig.10 reports numerical validations of the coercivity condition in Definition 7.1 for this system. We consider the number of agents N ranging from 5 to 30, three different initial distributions μ_0 , and observations on different time intervals. The coercivity constants computed by Monte Carlo sampling are close to the theoretical lower bound in all these cases.

	$[t, T]$	$[T, T_f]$
mean _{IC} : Training ICs	$1.6 \cdot 10^{-3} \pm 2 \cdot 10^{-4}$	$1.7 \cdot 10^{-2} \pm 2 \cdot 10^{-3}$
std _{IC} : Training ICs	$4.7 \cdot 10^{-4} \pm 5 \cdot 10^{-5}$	$2.1 \cdot 10^{-2} \pm 4 \cdot 10^{-3}$
mean _{IC} : Random ICs	$1.6 \cdot 10^{-3} \pm 2 \cdot 10^{-4}$	$1.7 \cdot 10^{-2} \pm 2 \cdot 10^{-3}$
std _{IC} : Random ICs	$4.8 \cdot 10^{-4} \pm 7 \cdot 10^{-5}$	$2.2 \cdot 10^{-2} \pm 8 \cdot 10^{-3}$
mean _{IC} : Larger N	$5.7 \cdot 10^{-2} \pm 1 \cdot 10^{-2}$	$1.2 \cdot 10^{-1} \pm 1 \cdot 10^{-1}$
std _{IC} : Larger N	$1 \cdot 10^{-2} \pm 6 \cdot 10^{-3}$	$4.5 \cdot 10^{-1} \pm 9 \cdot 10^{-1}$
mean _{IC} : Training ICs	$3.4 \cdot 10^{-3} \pm 1 \cdot 10^{-3}$	$5.1 \cdot 10^{-3} \pm 2 \cdot 10^{-3}$
std _{IC} : Training ICs	$2.7 \cdot 10^{-3} \pm 2 \cdot 10^{-3}$	$6.6 \cdot 10^{-3} \pm 3 \cdot 10^{-3}$
mean _{IC} : Random ICs	$4.1 \cdot 10^{-3} \pm 2 \cdot 10^{-3}$	$8.7 \cdot 10^{-3} \pm 8 \cdot 10^{-3}$
std _{IC} : Random ICs	$3.6 \cdot 10^{-3} \pm 2 \cdot 10^{-3}$	$1.5 \cdot 10^{-2} \pm 2 \cdot 10^{-2}$
mean _{IC} : Larger N	$7.7 \cdot 10^{-2} \pm 1 \cdot 10^{-2}$	$6.6 \cdot 10^{-2} \pm 3 \cdot 10^{-2}$
std _{IC} : Larger N	$1.5 \cdot 10^{-2} \pm 1 \cdot 10^{-2}$	$5.7 \cdot 10^{-2} \pm 3 \cdot 10^{-2}$

Table 8: (LJ) Trajectory Errors for Many Short Trajectories Learning (top) and Single Large Time Trajectories Learning (bottom)

$[t, T]$	L	$\log_2(M)$	n
$[0.001, 0.01]$	10	12 : 21	$64(M/\log M)^{0.2}$

Table 9: (LJ) Observation parameters in the plot of convergence rate

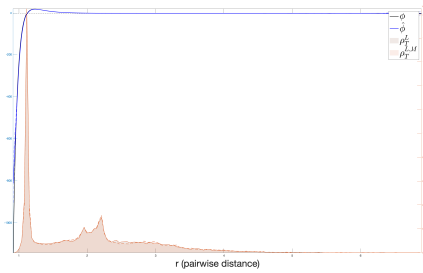


Figure 9: (LJ) Interaction kernel learned with $\text{Unif.}([- \sigma, \sigma])$ additive noise, for $\sigma = 0.1$ in the observed positions and velocities; here $M = 500$, $L = 2000$, with all the other parameters as in Table 6.

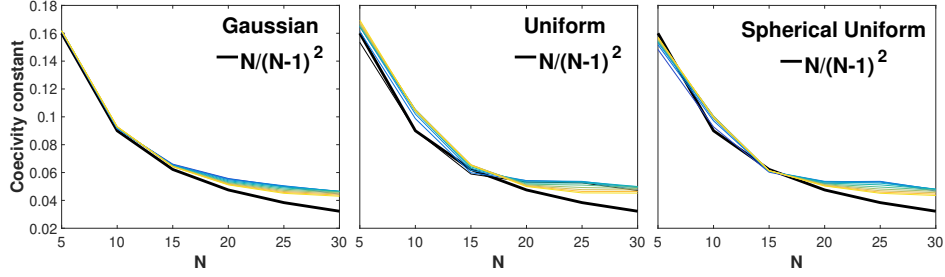


Figure 10: (LJ) *Coercivity condition validation in 2D Lennard-Jones system with different N* . We compute the empirical coercivity constant c_L defined in (17) using $M = 131,072$ trajectories with initial conditions drawn from μ_0 . Three initial distributions for μ_0 are tested: the standard Gaussian vector in \mathbb{R}^{2N} (left), the uniform distribution on $[-0.5, 0.5]^{2N}$ (middle), and the uniform distributions on the unit spheres in \mathbb{R}^{2N} (right). Ten different lengths of trajectories are considered (represented in each figure by the colored curves above the black curve, the theoretical lower bound of c_L): each with the same initial time $t_1 = 0.001$, but the end time t_L ranges from 0.0059 to 0.0509 with a uniform time gap 10^{-4} . In all these ten sampling regimes (all are short time periods), the coercivity constant is around $\frac{N-1}{N^2}$, matching the theoretical lower bound in Theorem 7.4 for one time step.

10.3 Predator-Swarm system

There is an increasing amount of literature in discussing models of self-organized animal motion [18, 27, 32, 37, 35, 36, 42, 66, 71, 70, 74, 78, 80]. Even more challenging is modeling interactions between agents of multiple types, in complex and emergent physical and social phenomena [31, 46, 71, 63, 55, 34, 20, 67, 47]. We consider here a representative heterogeneous agent dynamics from [31]: a Predator-Swarm system with a group of preys and a single predator, governed by either a first order or a second order system of ODE's. The intensity of interaction(s) between the single predator and group of preys can be tuned with parameters, determining dynamics with various interesting patterns (from confusing the predator with fast preys, to chase, to catch up to one prey). Since there is one single predator in the system, there is no predator-predator interaction to be learned. The interaction kernels (prey-prey, predator-prey) have both short-range repulsion to prevent the agents to collide, and long-range attraction to keep the agents in the flock. Because of the strong short-range repulsion, the pairwise distances stay bounded away from $r = 0$. We will see that these difficulties, similar to those confronted with the Lennard-Jones interaction kernel, do not prevent us from learning the interactions kernels.

In our notation for the heterogeneous system, the set C_1 corresponds to the set of preys, and C_2 to the set consisting of the single predator.

Predator-Swarm, 1st order (PS1st). We start from the first order system. It is a special case of the first order heterogeneous agent systems we considered, with the following interaction kernels:

$$\begin{aligned}\phi_{1,1}(r) &= 1 - r^{-2}, & \phi_{1,2}(r) &= -2r^{-2} \\ \phi_{2,1}(r) &= 3r^{1.5}, & \phi_{2,2}(r) &\equiv 0.\end{aligned}$$

The simulation parameters are given in Table 10.

d	N_1	N_2	M	L	T
2	9	1	50	200	5
$n_{1,1}$	$n_{1,2} = n_{2,1}$	$n_{2,2}$	$\deg(\psi_{kk'})$	Preys $\mu_0^{\mathbf{X}}$	Pred. $\mu_0^{\mathbf{X}}$
360	120	64	$[1, 1; 1, 0]$	Unif. on ring $[0.5, 1.5]$	Unif. on disk at 0.1

Table 10: (PS1st) System parameters for first order Predator-Swarm system

In the first column of Fig.3, we show the comparison of the learned interaction kernels versus the true interaction kernels (with $\rho_T^{L,kk'}$ and $\rho_T^{L,M,kk'}$ shown in the background), and the comparison of true and learned trajectories over two different set of initial conditions.

As is shown in the top left a portion (4 sub-figures) of Fig.3, we are able to match faithfully all four learned interactions to their corresponding true interactions over the range of ρ_T when the pairwise distance data is abundant. We are not able to learn the interaction kernels for r close to 0, demonstrated by the larger area of uncertainty (surrounded by the dashed lines) towards 0: first, the prey-to-prey interaction is preventing preys colliding into each other; second, in the case of chasing predators, the preys are able to push away the predator. The predator-to-prey and prey-to-predator interactions are learned over the same set of pairwise distance data, however, we are able to learn the details of the two interaction kernels, and judging from the learned interaction kernels, they are not simply negative of each other. The predator-to-predator interaction simply comes out to be a zero function, since there is no data available to learn. Errors in their corresponding $L^2(\rho_T^{L,kk'})$ norms are reported in Table 11.

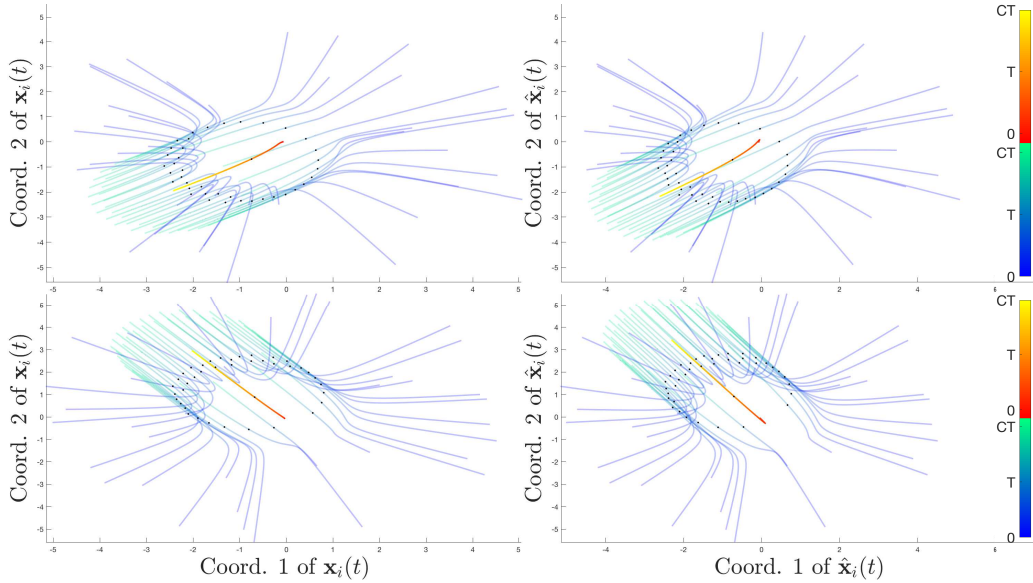


Figure 11: (PS1st) Trajectories $\mathbf{X}(t)$ and $\widehat{\mathbf{X}}(t)$ obtained with ϕ and $\hat{\phi}$ respectively, for two randomly chosen initial conditions and evolved for N_{new} agents (with the same setup as in the case of N agents). Trajectory errors are shown in Table 12.

The trajectory comparisons are shown in the bottom left portion (4 sub-figures) of Fig.3. We use color changing lines to indicate the movement of agents in time: with the blue-to-green lines attached to preys and the red-to-yellow line for the predator). The black dot on the trajectories indicate the position of the agents at time $t = T$, and it shows the time divide: the first half of the time, $[0, T]$, is used for learning; and the second half of the time, $[T, T_f]$, is used for prediction.

And the first row of 2 sub-figures show the comparison of the trajectories over the initial condition taken

	$[0, T]$	$[T, T_f]$
mean _{IC} : Training ICs	$4.2 \cdot 10^{-2} \pm 1.0 \cdot 10^{-2}$	$1.1 \cdot 10^{-1} \pm 3.0 \cdot 10^{-2}$
std _{IC} : Training ICs	$7.2 \cdot 10^{-2} \pm 5.6 \cdot 10^{-2}$	$1.9 \cdot 10^{-1} \pm 1.4 \cdot 10^{-1}$
mean _{IC} : Random ICs	$3.8 \cdot 10^{-2} \pm 1.4 \cdot 10^{-2}$	$9.5 \cdot 10^{-2} \pm 3.2 \cdot 10^{-2}$
std _{IC} : Random ICs	$5.5 \cdot 10^{-2} \pm 6.2 \cdot 10^{-2}$	$1.4 \cdot 10^{-1} \pm 1.4 \cdot 10^{-1}$
mean _{IC} : Larger N	$4.2 \cdot 10^{-1} \pm 1.7 \cdot 10^{-1}$	3.1 ± 4.6
std _{IC} : Larger N	$1.7 \cdot 10^{-1} \pm 9.6 \cdot 10^{-2}$	15.8 ± 27.4

Table 12: (PS1st) Trajectory Errors

from training data, it shows (visually) no major difference between the two, except one of the prey-trajectory, is having a bigger loop in the learned trajectories. The second row of 2 sub-figures compares the trajectories from a randomly chosen initial condition (outside of the training set). We are able to predict the movement of the predator in the learned trajectories, and movement of most preys. In Fig. 11 we compare the true and predicted trajectories over a corresponding system a dynamics but with a larger number N_{new} of agents. Table 12 reports the max-in-time error (29) in the trajectories in all cases considered. We consider the effect of adding noise to observations, with results visualized in Figure 4.

Rel. Err. for $\hat{\phi}_{1,1}$	$5.6 \cdot 10^{-2} \pm 1.1 \cdot 10^{-3}$
Rel. Err. for $\hat{\phi}_{1,2}$	$6.6 \cdot 10^{-3} \pm 2.4 \cdot 10^{-3}$
Rel. Err. for $\hat{\phi}_{2,1}$	$2.7 \cdot 10^{-2} \pm 8.9 \cdot 10^{-3}$
Abs. Err. for $\hat{\phi}_{2,2}$	0

Table 11: (PS1st) Estimator Errors

Predator-Swarm, 2nd-order (PS2nd). The second order Predator-Swarm system is a special case of the second order system which is considered in this paper, without alignment-based interactions and without environment variables ξ_i 's, similar to the Cucker-Dong model of repulsion-attraction [40] and D'Orsogna-Bertozzi model for modeling fish school formation [27, 30, 32] without the non-collective forcing term. The energy-based interactions are

$$\begin{aligned} \phi_{1,1}(r) &= 1 - r^{-2}, & \phi_{1,2}(r) &= -r^{-2} \\ \phi_{2,1}(r) &= 1.5r^{-2.5}, & \phi_{2,2}(r) &\equiv 0. \end{aligned}$$

The non-collective change on $\dot{\mathbf{x}}_i$ is $F_i^v(\dot{\mathbf{x}}_i, \xi_i) = -\nu_{\kappa} \dot{\mathbf{x}}_i$, where the friction constants are type-based and $\nu_{\kappa} = 1$ for all $\kappa = 1, \dots, K$; and the mass of each agent is $m_i = 1$ for all $i = 1, \dots, N$. We consider the system and test parameters given in table 13 (the initial velocity of preys and predator are fixed at $0 \in \mathbb{R}^2$).

d	N_1	N_2	M	L	T
2	9	1	150	300	10
$n_{1,1}$	$n_{1,2} = n_{2,1}$	$n_{2,2}$	$\deg(\psi_{kk'}^E)$	Preys $\mu_0^{\mathbf{X}}$	Pred. $\mu_0^{\mathbf{X}}$
1620	540	180	$[1, 1; 1, 0]$	Unif. on $[0.1, 1]^2$	Unif. on $[0, 0.08]^2$

Table 13: System Parameters for (PS2nd)

Note that the two dynamics, predator-prey 1st order and predator-prey 2nd order, use a similar set of interaction kernels, however, the resulting dynamics are significantly different from each other, as demonstrated in both the distribution of pairwise distance data and in the trajectories.

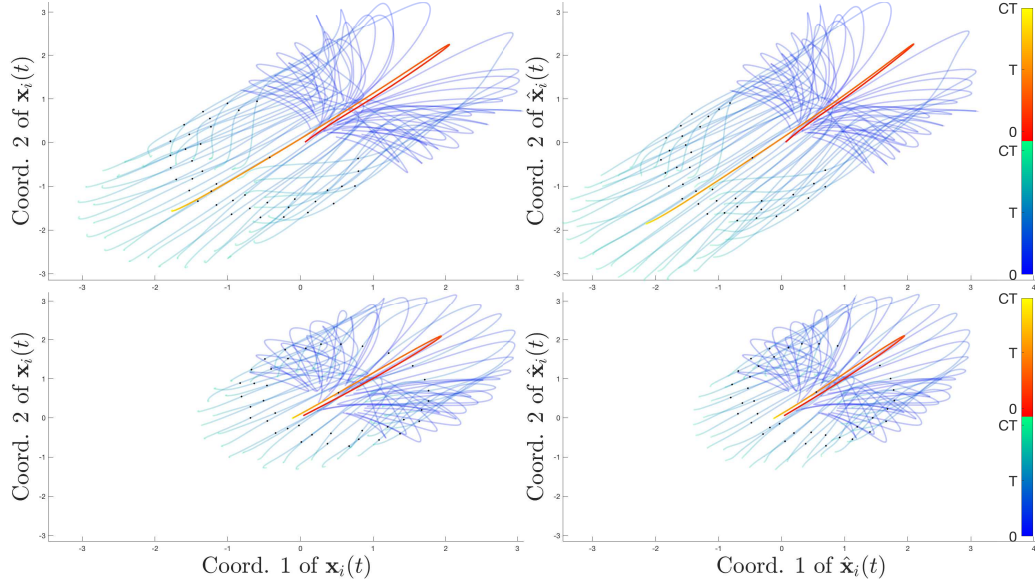


Figure 12: (PS2nd) Trajectories $\mathbf{X}(t)$ and $\widehat{\mathbf{X}}(t)$ obtained with ϕ and $\hat{\phi}$ respectively, for two randomly chosen initial conditions and evolved for N_{new} agents (with the same setup as in the case of N agents). Trajectory errors are shown in Table 15.

In the middle column of Fig.3, we show the comparison of the learned interaction kernels versus the true interaction kernels (with $\rho_{T,r}^{L,kk'}$ and $\rho_{T,r}^{L,M,kk'}$ shown in the background), and the comparison of true and learned trajectories over two different set of initial conditions. Similar observations to those for the 1st order system apply here. Errors of the estimators in the $L^2(\rho_T^{L,kk'})$ norms are reported in Table 14. The test on trajectories (bottom middle portion (4 sub-figures) of Fig.3) shows visually the accuracy of the predicted trajectories, quantified by the numerical report in Table 15. We also compare in Fig. 12 the true and learned trajectories over a corresponding system with N_{new} agents. We consider the effect of adding noise to observations, with results visualized in Figure 13.

Rel. Err. for $\hat{\phi}_{1,1}^E$	$1.5 \cdot 10^{-1} \pm 5.0 \cdot 10^{-2}$
Rel. Err. for $\hat{\phi}_{1,2}^E$	$1.3 \cdot 10^{-1} \pm 1.1 \cdot 10^{-2}$
Rel. Err. for $\hat{\phi}_{2,1}^E$	$7.1 \cdot 10^{-1} \pm 3.8 \cdot 10^{-1}$
Abs. Err. for $\hat{\phi}_{2,2}^E$	0

Table 14: (PS2^{end}) Estimator Errors

10.4 Phototaxis Dynamics

Second order models have been widely used in describing self-organized human motion [38, 44, 75], synthetic agent (robots, drones, etc.) behavior [33, 61, 72, 77], and bacteria/cell aggregation and motility [26, 57, 58, 73]. A step further in accurately model reality is to consider models with responses of agents to their surrounding environment or the spread of emotion among agents within a system. Such phenomena appear in a variety of applications, including modeling of emergency evacuation, crowded pedestrian dynamics, bacteria movement toward certain food sources [50, 76, 19, 65, 45, 23, 24, 62, 26, 57, 58, 73]. We choose here a system from [50] modeling the dynamics of phototactic bacteria towards a fixed light source. This system extends the Cucker-

	$[0, T]$	$[T, T_f]$
mean _{IC} : Training ICs	$3.5 \cdot 10^{-1} \pm 1.2 \cdot 10^{-1}$	$7.9 \cdot 10^{-1} \pm 2.1 \cdot 10^{-1}$
std _{IC} : Training ICs	$6.5 \cdot 10^{-1} \pm 2.7 \cdot 10^{-1}$	$1.2 \pm 3.7 \cdot 10^{-1}$
mean _{IC} : Random ICs	$3.5 \cdot 10^{-1} \pm 1.2 \cdot 10^{-1}$	$8.0 \cdot 10^{-1} \pm 2.3 \cdot 10^{-1}$
std _{IC} : Random ICs	$5.8 \cdot 10^{-1} \pm 1.6 \cdot 10^{-1}$	$1.2 \pm 3.1 \cdot 10^{-1}$
mean _{IC} : Larger N	$2.0 \cdot 10^{-1} \pm 3.0 \cdot 10^{-2}$	$4.6 \cdot 10^{-1} \pm 1.2 \cdot 10^{-1}$
std _{IC} : Larger N	$1.1 \cdot 10^{-1} \pm 1.4 \cdot 10^{-2}$	$2.5 \cdot 10^{-1} \pm 5.6 \cdot 10^{-2}$

Table 15: (PS2nd) Trajectory Errors

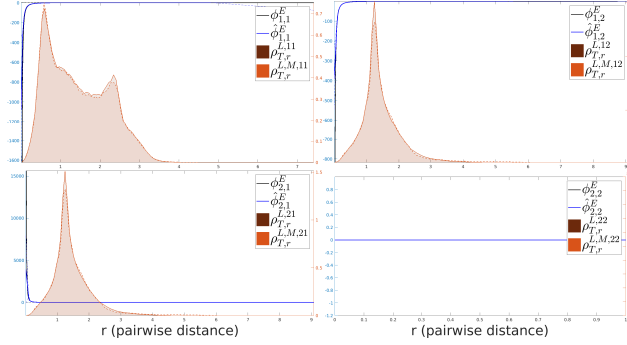


Figure 13: (PS2nd) Interaction kernels learned with Unif. $([-\sigma, \sigma])$ multiplicative noise, for $\sigma = 0.1$ in the observed positions and velocities, with parameters as in Table 13. The estimated kernels are minimally affected, mostly in regions with small ρ_T^L near 0.

Smale system [42, 43, 51] with an extra auxiliary variable ξ_i modeling the response (called excitation level) of individual bacteria to the light source. The dynamics is known to lead to flocking (all bacteria moving in the same direction) within a rather short amount time, due to the interaction kernel having a long interaction range and the effect of light entering the dynamics uniformly. This system is within our family of the second order systems, with homogeneous agents and no energy-induced interaction kernel. The alignment-based interaction kernels acting on $\dot{\mathbf{x}}_i$ and ξ_i are the same:

$$\phi^v(r) = \phi^\xi(r) = (1 + r^2)^{-\frac{1}{4}}.$$

The non-collective change on $\dot{\mathbf{x}}_i$ is given by

$$F_i^v(\dot{\mathbf{x}}_i, \xi_i) = I_0(\mathbf{v}_{\text{term}} - \dot{\mathbf{x}}_i)(1 - \gamma(\xi_i; \xi_{\text{cr}})),$$

where $I_0 = 0.1$ is the light intensity, $\mathbf{v}_{\text{term}} = (60, 0)$ is the terminal velocity (light source at infinity), $\xi_{\text{cr}} = 0.3$ is the critical excitation level (when the light effect activates the bacteria), and $\gamma(\cdot)$ is the smooth cutoff function

$$\gamma(\xi; \xi_c) = \begin{cases} 1, & 0 \leq \xi < \xi_c, \\ \frac{1}{2}(\cos(\frac{\pi}{\xi_c}(\xi - \xi_c)) + 1), & \xi_c \leq \xi < 2\xi_c, \\ 0, & 2\xi_c \leq \xi. \end{cases}$$

Here ξ_c is a threshold constant. The non-collective change on ξ_i is given by

$$F_i^\xi(\xi_i) = I_0\gamma(\xi_i; \xi_{\text{cp}}),$$

where $\xi_{\text{cp}} = 0.6$ is the maximum excitation level of light effect on the bacteria. The system parameters are summarized in Table 16.

d	M	L	T
2	50	200	0.25
$\mu_0^{\mathbf{X}} = \mu_0^{\hat{\mathbf{X}}}$	μ_0^{Ξ}	$n^{\mathbf{v}} = n^{\xi}$	$\deg(\psi_{kk'}^A) = \deg(\psi_{kk'}^{\xi})$
Unif. on $[0, 100]^2$	Unif. on $[0, 0.001]^2$	400	1

Table 16: Parameters for Phototaxis Dynamics (PT)

In the right column of Fig.3, we show the comparison of the learned interaction kernels $\hat{\phi}^A$ and $\hat{\phi}^{\xi}$ versus the true interaction kernels, as well as the comparison of true and learned trajectories over two different set of initial conditions. We are able to accurately learn the interaction kernels $\hat{\phi}^A$ and $\hat{\phi}^{\xi}$ over the support of ρ_T when pairwise distance data is abundant. When the pairwise distance data becomes scarce towards the two ends of the interaction interval $[0, R]$, we are able to faithfully capture the behavior of ϕ at $r = 0$; the errors are larger near the upper end $r = R$, where the data is extremely scarce. Crucially, we recover faithfully the interactions between the agents and their environment. Estimation errors in the appropriate $L^2(\rho_{T,r,\dot{r}}^L)$ - and $L^2(\rho_{T,r,\xi}^L)$ -norms are reported in Table 17. A case with noisy observation is also investigated and shown in Fig. 16. Trajectory errors are shown in Table 18. We also compare in Fig. 14 the true and learned trajectories for a corresponding system a dynamics with larger N .

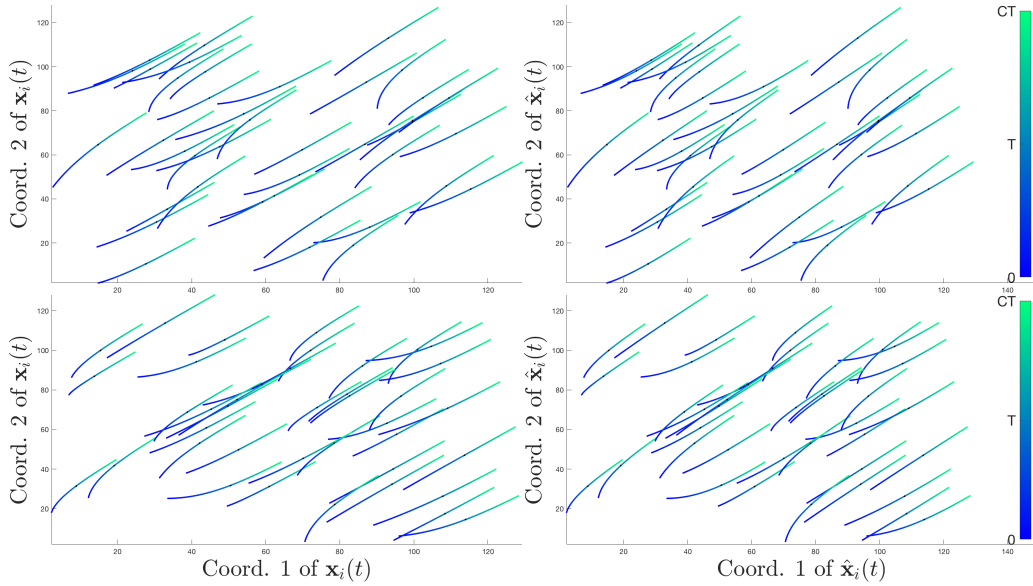


Figure 14: (PT) Trajectories $\mathbf{X}(t)$ and $\hat{\mathbf{X}}(t)$ obtained with true and learned interaction kernels respectively, for two randomly chosen initial conditions and evolved using the larger number of agents N_{new} (governed by the same equations as in the case of N agents). Trajectory errors are shown in Table 18.

Rel. Err. for $\hat{\phi}^A$	$9.4 \cdot 10^{-3} \pm 5.2 \cdot 10^{-3}$
Rel. Err. for $\hat{\phi}^{\xi}$	$8.2 \cdot 10^{-3} \pm 5.0 \cdot 10^{-3}$

Table 17: (PT) Estimator Errors

Finally we display, in Fig. 15a and 15b, the two joint distributions $\rho_{T,r,\dot{r}}^L$ and $\rho_{T,r,\xi}^L$, used to define the

	$[0, T]$	$[T, T_f]$
mean _{IC} : Training ICs	$1.6 \cdot 10^{-3} \pm 5.7 \cdot 10^{-5}$	$6.5 \cdot 10^{-3} \pm 9.1 \cdot 10^{-4}$
std _{IC} : Training ICs	$3.1 \cdot 10^{-4} \pm 4.8 \cdot 10^{-5}$	$8.1 \cdot 10^{-3} \pm 3.9 \cdot 10^{-3}$
mean _{IC} : Random ICs	$1.8 \cdot 10^{-3} \pm 8.0 \cdot 10^{-4}$	$7.3 \cdot 10^{-3} \pm 3.2 \cdot 10^{-3}$
std _{IC} : Random ICs	$1.5 \cdot 10^{-3} \pm 3.4 \cdot 10^{-3}$	$1.1 \cdot 10^{-2} \pm 1.2 \cdot 10^{-2}$
mean _{IC} : Larger N	$4.2 \cdot 10^{-3} \pm 1.6 \cdot 10^{-3}$	$8.4 \cdot 10^{-3} \pm 3.8 \cdot 10^{-3}$
std _{IC} : Larger N	$2.9 \cdot 10^{-3} \pm 3.0 \cdot 10^{-3}$	$7.9 \cdot 10^{-3} \pm 7.0 \cdot 10^{-3}$

Table 18: (PT) Trajectory Errors

appropriate L^2 -norms for measuring the performance of $\hat{\phi}^A$ and $\hat{\phi}^\xi$. We also calculated the ℓ^1 distance between the joint distribution $\rho_{T,r,\dot{r}}^L$ and the product of its marginals, and it is $1.3 \cdot 10^{-1}$. For the ℓ^1 distance between $\rho_{T,r,\xi}^L$ and the product of its marginals, it is $6.7 \cdot 10^{-2}$. For the empirical distributions (over 10 learning trials), the ℓ^1 distance for $\rho_{T,r,\dot{r}}^{L,M}$ and the product of its marginal is $7.2 \cdot 10^{-1} \pm 1.0 \cdot 10^{-2}$; whereas the ℓ^1 distance of $\rho_{T,r,\xi}^{L,M}$ to the product of its marginals is $3.7 \cdot 10^{-1} \pm 6.7 \cdot 10^{-3}$.

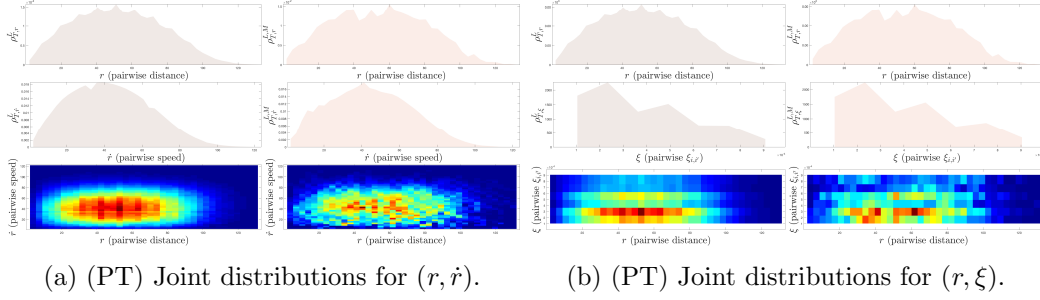


Figure 15: (PT) Density plots for the various ρ_T^L measures.

10.5 Model Selection

Our learning approach can be used to identify the model of the system from the observation data. We consider here two different scenarios of model selection: one is identifying the type – energy-based vs. alignment-based – of interaction kernels from a second order system driven by only one type of interaction kernel; the other is to identify the order of the system from a heterogeneous dynamics.

Model Selection: energy-based vs. alignment-based interactions. We consider a special case of the second order homogeneous agent dynamics, given as either

$$\ddot{\mathbf{x}}_i = \sum_{i'=1}^N \frac{1}{N} \phi^E(r_{ii'}) \mathbf{r}_{ii'} \quad \text{or} \quad \ddot{\mathbf{x}}_i = \sum_{i'=1}^N \frac{1}{N} \phi^A(r_{ii'}) \dot{\mathbf{r}}_{ii'},$$

with the (unknown) interaction kernels defined as

$$\phi^E(r) = 2 - \frac{1}{r^2} \quad \text{and} \quad \phi^A(r) = \frac{1}{(1 + r^2)^{0.25}}.$$

The system parameters are given in Table 19.

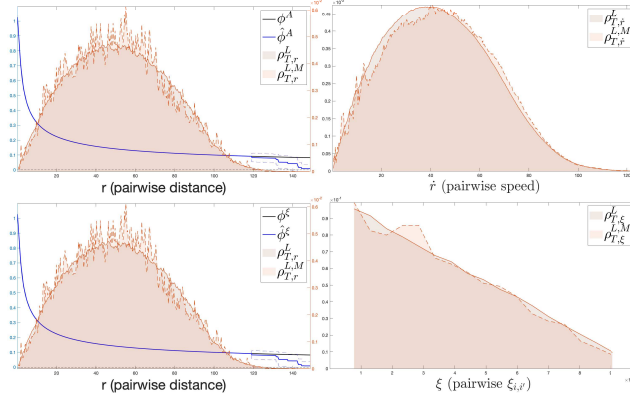


Figure 16: (PT) Interaction kernels learned from noisy observations of positions and velocities. The noises are multiplicative, $\text{Unif.}([- \sigma, \sigma])$ with $\sigma = 0.1$ and with other parameters as in Table 16. The estimated kernels are minimally affected, mostly in regions with small ρ_T^L .

d	M	L	T	$\mu_0^{\mathbf{X}}$	$\mu_0^{\tilde{\mathbf{X}}}$	$n^E = n^A$	$\deg(\psi^A) = \deg(\psi^\xi)$
2	200	200	10	Unif. on ring $[0.5, 1]$	$\mathcal{U}([0, 10]^2)$	800	1

Table 19: (MS1 and 2) Test Parameters

Given the observation data from either system (ϕ^E - or ϕ^A -driven), we proceed to learn the interaction kernels as usual, i.e. as if the dynamics were generated with both energy-based and alignment-based interaction kernels present. Results are shown in Fig. 5. The two sub-figures on the left show the learned interaction kernels $\hat{\phi}^E$ and $\hat{\phi}^A$ from a purely energy-based system: $\hat{\phi}^A$ is small in the appropriate norm, while $\hat{\phi}^E$ is large (and a good approximation to ϕ^E): the estimators can therefore detect this is an energy-driven system. In the two sub-figures on the right, we display the analogous results corresponding to learning the interaction kernels for an alignment-based system. We obtain (almost) 0 for the norm of $\hat{\phi}^E$. The result why the $L^2(\rho_{T,r}^L)$ norm of $\hat{\phi}^A$ (from the first case) is not close to zero as the $L^2(\rho_{T,r}^L)$ norm of the $\hat{\phi}^E$ (from the second case) lies in the difference in the joint distribution of the two cases, see Figures 17a and 17b. To further investigate the properties of the joint distributions (and also to differentiate the two dynamics), we calculated the ℓ^1 distance of the respective joint distributions to the product and their marginals. For MS1, the ℓ^1 distance (over 10 learning trials) between the joint distribution $\rho_{T,r,\dot{r}}^{L,M}$ and the product of its marginals is $1.3 \cdot 10^{-1} \pm 3.8 \cdot 10^{-3}$. For MS2, the ℓ^1 distance (over 10 learning trials) between the joint distribution $\rho_{T,r,\dot{r}}^{L,M}$ and the product of its marginals is $4.6 \cdot 10^{-1} \pm 3.4 \cdot 10^{-3}$.

Model Selection: first order vs. second order. We consider two different heterogeneous agent systems, one first order and one second order, with the order of the system unknown to the estimator. The observations are in the time interval $[0, T]$, and in this case $T_f = T$. We first consider the first order heterogeneous agent system

$$\dot{\mathbf{x}}_i = \sum_{i'=1}^N \frac{1}{N} \phi_{k_i k_{i'}}(r_{ii'}) \mathbf{r}_{ii'},$$

with

$$\begin{aligned} \phi_{1,1}(r) &= 1 - r^{-2}, & \phi_{1,2}(r) &= -2r^{-2} \\ \phi_{2,1}(r) &= 3.5r^{-3}, & \phi_{2,2}(r) &\equiv 0, \end{aligned}$$

and the type information setup similar to that of the Predator-Swarm first order system (detailed in Sec. 1010.3). For the second scenario, we consider the data generated by the following second order heterogeneous

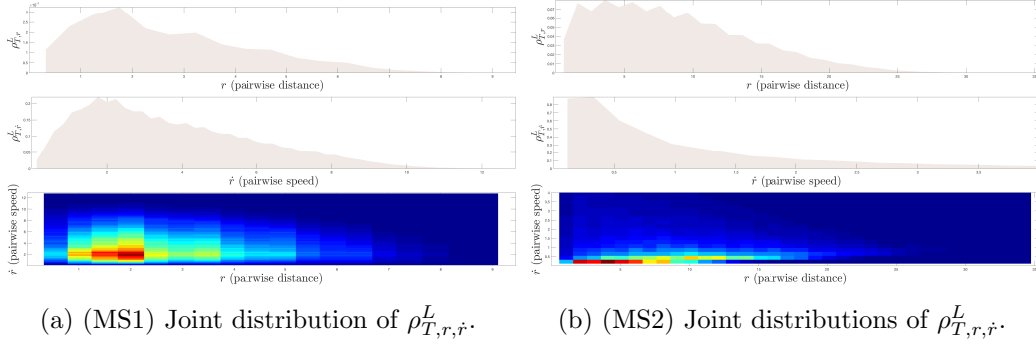


Figure 17: (MS1 and 2) Density plots for the various ρ_T^L measures.

d	M	L	T
2	250	250	1
n	$\deg(\psi_{kk'}^E)$	Prey μ_0^X	Pred. μ_0^X
[298, 150; 150, 2]	[1, 1; 1, 0]	$\mathcal{U}([0.1, 1]^2)$	$\mathcal{U}([0, 0.07]^2)$

Table 21: (MS4) Test Parameters

agent dynamics,

$$\ddot{\mathbf{x}}_i = -\dot{\mathbf{x}}_i + \sum_{i'=1}^N \frac{1}{N_{k_{i'}}} \phi_{k_i k_{i'}}^E(r_{ii'}) \mathbf{r}_{ii'},$$

with

$$\begin{aligned} \phi_{1,1}(r) &= 1 - r^{-2}, & \phi_{1,2}(r) &= -r^{-2} \\ \phi_{2,1}(r) &= 1.5r^{-2.5}, & \phi_{2,2}(r) &\equiv 0, \end{aligned}$$

and the type information setup similar to that of the Predator-Swarm second order system (details shown in Sec. 1010.3). The parameters for both systems are given in Tables 20 and 21.

d	M	L	T
2	250	250	1
n	$\text{Deg}(\psi_{kk'})$	Prey μ_0^X	Pred. μ_0^X
[298, 150; 150, 2]	[1, 1; 1, 0]	Unif. on ring [0.5, 1.5]	Unif. on disk at 0.1

Table 20: (MS3) Test Parameters

With the order of the ODE system and the interaction kernels being the missing information, we construct estimators for the interaction kernels in two ways: first assuming a first order system, then assuming a second order system (without non-collective forcing). We then generate predicted trajectories using the learned interaction kernels, and the same initial conditions as in the training data. Next, we calculate the trajectory max-in-time error, obtaining the results in Table 1 (shown as the mean of the trajectory error plus or minus standard deviation of the error over 10 runs). As indicated by the trajectory error statistics, the predicted trajectories with smaller error indicate the correct order of the true underlying system in both cases. Details on the statistics of the trajectory errors are reported in Tables 22 and 23. In each, the column with smaller values (within both mean and standard deviation of the trajectory errors) corresponds the correct order of the system.

	Learned as 1 st order	Learned as 2 nd order
mean _{IC}	$1.6 \pm 1 \cdot 10^{-1}$	$1.3 \cdot 10^{-1} \pm 3 \cdot 10^{-2}$
std _{IC}	$9.4 \cdot 10^{-1} \pm 2 \cdot 10^{-1}$	$2.0 \cdot 10^{-1} \pm 5 \cdot 10^{-2}$

Table 23: (MS4) Trajectory Errors

	Learned as 1 st order	Learned as 2 nd order
mean _{IC}	$9.5 \cdot 10^{-3} \pm 2 \cdot 10^{-3}$	3.9 ± 8
std _{IC}	$1.8 \cdot 10^{-2} \pm 1.1 \cdot 10^{-2}$	$48 \pm 1 \cdot 10^2$

Table 22: (MS3) Trajectory Errors

Supplementary Sources

- [18] M. Ballerini, N. Cabibbo, R. Candelier, A. Cavagna, E. Cisbani, I. Giardina, V. Lecomte, A. Orlandi, G. Parisi, A. Procaccini, M. Viale, and V. Zdravkovic. Interaction ruling animal collective behavior depends on topological rather than metric distance: Evidence from a field study. *Proceedings of the National Academy of Sciences*, 105(4):1232–1237, 2008.
- [19] D. Bhaya, A. Takahashi, and A. R. Grossman. Light Regulation of type IV pilus-dependent motility by chemosensor-like elements in *Synechocystis* PCC6803. *PNAS*, 98(13):7540 – 7545, 2001.
- [20] W. Bialek, A. Cavagna, I. Giardina, T. Mora, E. Silvestri, M. Viale, and A. M. Walzak. Statistical mechanics for natural flocks of birds. *PNAS*, 109:4786 – 4791, 2012.
- [21] V. D. Blodel, J. M. Hendricks, and J. N. Tsitsiklis. On Krause’s multi-agent consensus model with state-dependent connectivity. *Automatic Control, IEEE Transactions on*, 54(11):2586 – 2597, 2009.
- [22] Mattia Bongini, Massimo Fornasier, Markus Hansen, and Mauro Maggioni. Inferring interaction rules from observations of evolutive systems I: The variational approach. *Mathematical Models and Methods in Applied Sciences*, 27(05):909–951, 2017.
- [23] T. Bosse, R. Duell, Z. A. Memon, J. Treur, and C. N. van der Wal. A multi-agent model for mutual absorption of emotions. In *European council on modeling and simulation*, ECMS 2009, 2009.
- [24] Tibor Bosse, Mark Hoogendoorn, Michel C. A. Klein, Jan Treur, and C. Natalie van der Wal. Agent-based analysis of patterns in crowd behaviour involving contagion of mental states. In Kishan G. Mehrotra, Chilukuri K. Mohan, Jae C. Oh, Pramod K. Varshney, and Moonis Ali, editors, *Modern Approaches in Applied Intelligence: 24th International Conference on Industrial Engineering and Other Applications of Applied Intelligent Systems, IEA/AIE 2011, Syracuse, NY, USA, June 28 – July 1, 2011, Proceedings, Part II*, pages 566–577. Springer Berlin Heidelberg, Berlin, Heidelberg, 2011.
- [25] C. Brugna and G. Toscani. Kinetic models of opinion formation in the presence of personal conviction. *ArXiv e-prints*, 92(5):052818, November 2015.
- [26] S. Camazine, J. Deneubourg, N. Franks, J. Sneyd, G. Theraulaz, and E. Bonabeau. Self-organization in biological systems. *Princeton University Press*, 2003.
- [27] J. A. Carrillo, M. R. D’Orsogna, and V. Panferov. Double Milling in self-propelled swarms from kinetic theory. *Kinet. Relat. Models*, 2(2):363 – 378, 2009.
- [28] J. A. Carrilo, Y. P. Choi, and M. Hauray. The derivation of swarming models: mean-field limit and Wasserstein distances. In A. Muntean and F. Toschi, editors, *Collective Dynamics from Bacteria to Crowds*, pages 1 – 46. Springer, CISM International Centre for Mechanical Sciences, 2014.

- [29] J. A. Carrilo, Y.-P. Choi, and S. Pérez. A review on attractive-repulsive hydrodynamics for consensus in collective behavior. *arXiv:1605.00232*, 2016.
- [30] J. A. Carrilo, M. Fornasier, G. Toscani, and F. Vecil. Particle, kinetic, and hydrodynamic models of swarming. In G. Naldi, L. Pareschi, G. Toscani, and N. Bellom, editors, *Mathematical Modeling of Collective Behavior in Socio-Economic and Life Sciences, Modeling and Simulation in Science, Engineering and Technology*, pages 297 – 336. Springer, Birkhäuser Boston, 2010.
- [31] Y. Chen and T. Kolokolnikov. A minimal model of predator-swarm interactions. *J. R. Soc. Interface*, 11:20131208, 2013.
- [32] Y. Chuang, M. D’Orsogna, D. Marthaler, A. Bertozzi, and L. Chayes. State transition and the continuum limit for the 2D interacting, self-propelled particle system. *Physica D*, 232:33 – 47, 2007.
- [33] Y. Chuang, Y. Huang, M. D’Orsogna, and A. Bertozzi. Multi-vehicle flocking: scalability of cooperative control algorithms using pairwise potentials. *IEEE International Conference on Robotics and Automation*, pages 2292 – 2299, 2007.
- [34] H. Cohn and A. Kumar. Algorithmic design of self-assembling structures. *PNAS*, 106:9570 – 9575, 2009.
- [35] I. Couzin and N. Franks. Self-organized lane formation and optimized traffic flow in army ants. *Proc. R. Soc. Lond.*, B 270:139 – 146, 2002.
- [36] I. D. Couzin, J. Krause, N. R. Franks, and S. A. Levin. Effective leadership and decision-making in animal groups on the move. *Nature*, 433(7025):513 – 516, 2005.
- [37] E. Cristiani, B. Piccoli, and A. Tosin. Modeling self-organization in pedestrians and animal groups from macroscopic and microscopic viewpoints. In G. Naldi, L. Pareschi, G. Toscani, and N. Bellomo, editors, *Mathematical Modeling of Collective Behavior in Socio-Economic and Life Sciences, Modeling and Simulation in Science, Engineering and Technology*, pages 337 – 364. Springer, Birkhäuser Boston, 2010.
- [38] E. Cristiani, B. Piccoli, and A. Tosin. Multiscale modeling of granular flows with application to crowd dynamics. *Multiscale Model. Simul.*, 9(1):155 – 182, 2011.
- [39] F. Cucker and J.-G. Dong. A general collision-avoiding flocking framework. *IEEE Trans. Automat. Control*, 56(5):1124 – 1129, 2011.
- [40] F. Cucker and J.-G. Dong. A conditional, collision-avoiding, model for swarming. *Discrete and Continuous Dynamical Systems*, 43(3):1009 – 1020, 2014.
- [41] F. Cucker and E. Mordecki. Flocking in noisy environments. *J. Math. Pures Appl.*, 89(3):278 – 296, 2008.
- [42] F. Cucker and S. Smale. Emergent behavior in flocks. *IEEE Transactions on automatic control*, 52(5):852, 2007.
- [43] F. Cucker and S. Smale. On the mathematics of emergence. *Jpn. J. Math.*, 2(1):197 – 227, 2007.
- [44] F. Cucker, S. Smale, and D. Zhou. Modeling language evolution. *Found. Comput. Math.*, 4(5):315 – 343, 2004.
- [45] F. Durupinar, U. Gudukbar, A. Aman, and N. I. Badler. Psychological Parameters for Crowd Simulation: From Audiences to Mobs. *IEEE Transactions on Visualization and Computer Graphics*, 21:1 – 15, 2015.
- [46] R. Escobedo, C. Muro, L. Spector, and R. P. Coppinger. Group size, individual role differentiation and effectiveness of cooperation in a homogeneous group of hunters. *J. R. Soc. Interface*, 11:20140204, 2014.
- [47] J. M. Fryxell, A. Mosser, A. R. E. Sinclair, and C. Packer. Group formation stabilizes predator-prey dynamics. *Nature*, 449:1041 – 1043, 2007.
- [48] G. Grégoire and H. Chaté. Onset of collective and cohesive motion. *Phy. Rev. Lett.*, 92, 2004.

- [49] László Györfi, Michael Kohler, Adam Krzyzak, and Harro Walk. *A distribution-free theory of nonparametric regression*. Springer, New York, 2002.
- [50] S. Ha and D. Levy. Particle, Kinetic and Fluid Models for Phototaxis. *Discrete and Continuous Dynamical Systems Series B*, 12(1):77 – 108, 2009.
- [51] S.-Y. Ha, T. Ha, and J.-H. Kim. Emergent behavior of a Cucker-Smale type particle model with nonlinear velocity couplings. *IEEE Trans. Automat. Control*, 55(7):1679 – 1683, 2010.
- [52] J. Hofbauer and K. Sigmund. *Evolutionary Games and Population Dynamics*. Cambridge: Cambridge University Press, 1998.
- [53] M. Huang, P. Caines, and R. Malhamé. Individual and mass behaviour in large population stochastic wireless power control problems: centralized and Nash equilibrium solutions. *Proceedings of the 42nd IEEE Conference on Decision and Control Maui, Hawaii USA*, pages 98 – 103, December 2003.
- [54] A. Jadbabaie, J. Lin, and A. S. Morse. Correction to: "Coordination of groups of mobile autonomous agents using nearest neighbor rules" [IEEE Trans. Automat. Control 48 (2003), no. 6, 988 - 1001; MR 1986266]. *IEEE Trans. Automat. Control*, 48(9):1675, 2003.
- [55] Y. Katz, K. Tunstrom, C. C. Ioannou, C. Huepe, and I. D. Couzin. Inferring the structure and dynamics of interactions in schooling fish. *PNAS*, 108:18720 – 18725, 2011.
- [56] J. Ke, J. Minett, C.-P. Au, and W.-Y. Wang. Self-organization and selection in the emergence of vocabulary. *Complexity*, 7:41 – 54, 2002.
- [57] E. F. Keller and L. A. Segel. Self-organization in biological systems. *Initiation of slime mold aggregation viewed as an instability*, 26(3):399 – 415, 1970.
- [58] A. Koch and D. White. The social lifestyle of myxobacteria. *Bioessays* 20, pages 1030 – 1038, 1998.
- [59] U. Krause. A discrete nonlinear and non-autonomous model of consensus formation. *Communications in difference equations*, pages 227 – 236, 2000.
- [60] J. M. Lasry and P.-L. Lions. Mean field games. *Jpn. J. Math. (3)*, 2(1):229 – 260, 2007.
- [61] N. Leonard and E. Fiorelli. Virtual leaders, artificial potentials and coordinated control of groups. *Proc. 40th IEEE Conf. Decision Contr.*, pages 2968 – 2973, 2001.
- [62] J. Lin and T. A. Lucas. A particle swarm optimization model of emergency airplane evacuation with emotion. *Net. Het. Media*, 10:631 – 646, 2015.
- [63] R. Lukeman, Y.-X. Li, and L. Edelstein-Keshet. Inferring individual rules from collective behavior. *PNAS*, 107:12576 – 12580, 2010.
- [64] S. Mostch and E. Tadmor. Heterophilous Dynamics Enhances Consensus. *SIAM Rev.*, 56(4):577 – 621, 2014.
- [65] M. Moussaid, D. Helbing, and G. Theraulaz. How simple rules determine pedestrian behavior and crowd disasters. *PNAS*, 108(17):6884 – 6888, 2011.
- [66] H. Niwa. Self-organizing dynamic model of fish schooling. *J. Theor. Biol.*, 171:123 – 136, 1994.
- [67] M. A. Nowak. Five rules for the evolution of cooperation. *Science*, 314:1560 – 1563, 2006.
- [68] M. Nuorian, P. Caines, and R. Malhamé. Synthesis of Cucker-Smale type flocking via mean field stochastic control theory: Nash equilibria. *Proceedings of the 48th Allerton Conf. on Comm., Cont. and Comp., Monticello, Illinois*, pages 814 – 815, Sep. 2010.

- [69] M. Nuorian, P. Caines, and R. Malhamé. Mean
eld analysis of controlled Cucker-Smale type flocking: Linear analysis and perturbation equations. *Proceedings of 18th IFAC World Congress Milano (Italy) August 28 - September 2, 2011*, pages 4471 – 4476, 2011.
- [70] J. Parrish, S. Viscido, and D. Gruenbaum. Self-organized fish schools: An examination of emergent properties. *Biol. Bull.*, 202:296 – 305, 2002.
- [71] J. K. Parrish and L. Edelstein-Keshet. Complexiy, pattern, and evolutionary trade-offs in animal aggregation. *Science*, 284:99 – 101, 1999.
- [72] L. Pera, G. Gómez, and P. Elosegui. Extension of the Cucker-Smale control law to space flight formations. *AIAA Journal of Guidance, Control, and Dynamics*, 32:527 – 537, 2009.
- [73] B. Perthame. Transport Equations in Biology. *Basel: Birkhäuser*, 2007.
- [74] W. Romey. Individual differences make a difference in the trajectories of simulated schools of fish. *Ecol. Model.*, 92:65 – 77, 1996.
- [75] M. B. Short, M. R. D’Orsogna, V. B. Pasour, G. E. Tita, P. J. Brantingham, A. L. Bertozzi, and L. B. Chayes. A statistical model of criminal behavior. *Math. Models Methods Appl. Sci.*, 18(suppl.):1249 – 1267, 2008.
- [76] J. M. Skerker and H. C. Berg. Direct observation of extension and retraction of type IV pili. *PNAS*, 98(12):6901 – 6904, 2001.
- [77] K. Sugawara and M. Sano. Cooperative acceleration of task performance: Foraging behavior of interacting multi-robots system. *Physica D*, 100:343 – 354, 1997.
- [78] J. Toner and Y. Tu. Long-range order in a two-dimensional dynamical xy model: How birds fly together. *Phys. Rev. Lett.*, 75:4326 – 4329, 1995.
- [79] T. Vicsek and A. Zafeiris. Collective motion. *Physics Reports*, 517:71 – 140, 2012.
- [80] C. Yates, R. Erban, C. Escudero, L. Couzin, J. Buhl, L. Kevrekidis, P. Maini, and D. Sumpter. Inherent noise can facilitate coherence in collective swarm motion. *PNAS*, 106:5464 – 5469, 2009.