

# Attention Please: Consider Mockito when Evaluating Newly Released Automated Program Repair Techniques

Shangwen Wang  
National University of Defense  
Technology, Changsha, China  
wangshangwen13@nudt.edu.cn

Ming Wen  
Hong Kong University of Science and  
Technology, Hong Kong, China  
mwena@cse.ust.hk

Deheng Yang, Xiaoguang Mao  
National University of Defense  
Technology, Changsha, China  
{yangdeheng13, xgmao}@nudt.edu.cn

## ABSTRACT

Automated program repair (APR) has caused widespread concern in recent years with many techniques being proposed. Meanwhile, a number of benchmarks have been established for evaluating the performances of APR tools and Defects4J is a widely used database among them. However, bugs in a later released project, Mockito, do not receive much attention in recent evaluations. In this paper, we aim to figure out whether we should consider Mockito bugs when evaluating APR tools. Our findings show that: 1) Mockito bugs are not more complex for repairing compared with bugs from other projects; 2) state-of-the-art tools have fixed some bugs with the same repair patterns as Mockito bugs; but 3) state-of-the-art tools possess poor performances on Mockito bugs (Nopol can only correctly fix one bug while SimFix and CapGen cannot fix any bug in Mockito even if all the buggy points are exposed). We conclude from the results that the breakthrough in this project may represent a huge improvement in repairing abilities and we should consider Mockito when evaluating newly released APR tools. We further find out a unique repair action existing in Mockito bugs named *external package introduction*. This may shed light on future researches about APR techniques.

## CCS Concepts

• **Software and its engineering** → **Error handling and recovery; Software reliability; Software testing and debugging**

## Keywords

Automated Program Repair; Defects4J; Mockito

## 1. INTRODUCTION

Automated program repair (APR) techniques aim at reducing the excessively high cost in fixing bugs [1] and have shown much promise for increasing automated debugging effectiveness [2]. Pioneered by GenProg [3], many tools were created during the years [4 – 9] and many empirical studies were dedicated into this direction [10 – 14].

In order to make it easier for conducting reproducible experiments and evaluating the performance of each APR tool, developers have built several publicly available benchmarks during the years [15 – 19]. Defects4J [20] is a database containing Java bugs from real-world open source projects. Extracted from version control history through a reasonable three-step phase including identifying real bugs fixed by developers, reproducing real bugs, and isolating real bugs, each bug in this benchmark corresponds to two versions (buggy and fixed) and is accompanied by a comprehensive programmer-written test suite that can expose the bug (at least one test triggers a failure on the buggy version). Due to the test execution framework that eases the implementation of tools for experiments in software testing and analysis research, this database is widely used in recent studies in this field.

When its first release in June 2015, Defects4J contained 357 bugs from five open source projects, namely JFreechart<sup>1</sup>, Closure compiler<sup>2</sup>, Apache commons-lang<sup>3</sup>, Apache commons-math<sup>4</sup>, and Joda-Time<sup>5</sup>, respectively. Then, in October 2016, developers added 38 new bugs from a project named Mockito<sup>6</sup> into this database when releasing its version 1.1.0<sup>7</sup>. Many APR tools were developed after that [21 – 28], however, none of them evaluated the performance on these 38 bugs. This phenomenon motivates our study. Our intuition is that since these 38 bugs are extracted by the original methodology and added into the database by the professional developers, they must be able to make supplementary for this database from some aspects. It seems unreasonable to exclude them from the evaluation criteria of newly released APR techniques directly.

In this paper, we did an empirical study to figure out the question that whether we should take bugs from Mockito into consideration when evaluating APR techniques. Our study is in four phases: In the first phase, we statistic the characteristics of human-written patches from Mockito project and compare them with that of other projects. Our aim is to check out whether the patches from Mockito are more complex than patches from other projects and the result is negative. In the second phase, we check whether patches from Mockito contain any unique repair pattern which patches from other projects do not contain and the result is still negative. In the third phase, we choose two recently released tools for evaluating on Mockito and adopt the experiment results from a study which evaluated another tool on this project. Results show that state-of-the-art APR tools possess poor performances when evaluating on Mockito. That is the point: since bugs in Mockito are not complex than bugs from other projects and they do not need extra repair patterns, the poor performances of state-of-the-art APR tools on this project explain that **we do need to take Mockito into consideration when evaluating newly released APR techniques**. The breakthrough in this project can represent an improvement in the performance of the newly released APR technology. In the last phase, we further manually check all the 38 patches in Mockito to seek is there any repair action in these patches that state-of-the-art APR tools do not concentrate on. Our study points out a new direction for automated program repair that previous studies do not pay attention to.

In summary, this paper makes the following contributions:

<sup>1</sup> <http://www.jfree.org/jfreechart/>

<sup>2</sup> <https://developers.google.com/closure/compiler/>

<sup>3</sup> <https://commons.apache.org/proper/commons-lang/>

<sup>4</sup> <http://commons.apache.org/proper/commons-math/>

<sup>5</sup> <https://www.joda.org/joda-time/>

<sup>6</sup> <https://site.mockito.org/>

<sup>7</sup> <https://github.com/rjust/defects4j/tree/v1.1.0>

- A comprehensive comparison between Mockito and other projects in Defects4J on the patch characteristics and repair patterns;
- A reproducible experiment on the evaluation of the performances of SimFix and CapGen, two of the latest search-based APR tools, on bugs from Mockito;
- A new direction that researchers should pay attention to when repairing real-world bugs.

The reminder of this paper is organized as follows. Section 2 introduces the background of our study. Section 3 describes the research questions of this empirical study. Section 4 presents the answers to our research questions with results and analysis. Section 5 and 6 discuss the limitations and related work. Finally, Section 7 concludes the paper.

## 2. BACKGROUND

Defects4J, which represents for a database of existing faults to enable controlled testing studies for Java programs, is a widely used database in software testing and analysis in recent years. Each real bug included in Defects4J fulfills the following three requirements. First, the bug is related to source code which means bug fixes within the build system, configuration files, documentation, or tests are not included. Second, the bug is reproducible which means at least one test that passes on the fixed version fails on the buggy version. Third, the bug is isolated, indicating that unrelated changes such as features or refactoring are not included. The developers of Defects4J also features a database abstraction layer that eases the use of the bug database and a test execution framework that provides several components for common tasks in software testing such as test execution, test generation, and code coverage or mutation analysis. All the convenient designs mentioned above make this benchmark popular in this field.

After its version 1.1.0 released in October 2016, Defects4J contains totally 395 bugs from six open source projects. Table 1 characterizes the bugs from this database. In Table 2, we list nine APR techniques designed for Java (i.e., ACS [21], ssFix [22], JAID [23], SOFix [24], ProbabilisticModel [25], CapGen [26], SketchFix [27], Elixir [28] and SimFix [29], respectively) which are released after this milestone with the projects they select for evaluating their performances. There are still some other tools designed for Java being released after this milestone such as JFix [30] and NPEFix [31]. We do not discuss them in this section since they have not been evaluated on Defects4J.

From the results, none of these tools select Mockito as the evaluation criteria. Four tools (i.e., ACS, SOFix, CapGen, and Elixir) do not select Closure and three of them (except for Elixir) clearly explain the reason is that this project uses a customized testing format instead of JUnit test. However, none of them provide a clear explanation for excluding Mockito from the testing set. This newly added project do not receive much attention.

Our study is derived from this observation. In our mind, since bugs from Mockito are added by the original team using the original methodology, they should be an important part of this database since its release. The scientific evidence for ignoring these bugs directly when evaluating the performance of APR technique is not strong enough. In the rest of this paper, we are dedicated to awakening researchers’ attention to Mockito through our empirical study.

**Table 1. Details of the Defects4J benchmark**

Projects	Bugs	kLoC	Tests
JFreechart (Chart)	26	96	2,205
Closure compiler (Closure)	133	90	7,927
Apache commons-math (Math)	106	85	3,602
Apache commons-lang (Lang)	65	22	2,245
Joda-Time (Time)	27	28	4,130
Mockito (Mockito)	38	45	2,115
Total	395	366	22,224

In the table, column “Bugs” denotes the total number of bugs from this project in Defects4J benchmark, column “kLoC” denotes the number of thousands of lines of code, and column “Tests” denotes the total number of test cases of each project.

**Table 2. Details of some recently released APR tools**

Tools	Source	Selected projects
ACS	ICSE’17	Chart, Math, Lang, Time
ssFix	ASE’17	Chart, Closure, Math, Lang, Time
JAID	ASE’17	Chart, Closure, Math, Lang, Time
SOFix	SANER’18	Chart, Math, Lang, Time
Probabilistic-Model	SANER’18	Chart, Closure, Math, Lang, Time
CapGen	ICSE’18	Chart, Math, Lang, Time
SketchFix	ICSE’18	Chart, Closure, Math, Lang, Time
Elixir	ICSE’18	Chart, Math, Lang, Time
SimFix	ISSTA’18	Chart, Closure, Math, Lang, Time

In the table, column “Source” denotes the conference the corresponding APR tool publishes in. The contents of this column are divided into two parts: the previous section represents the short name of this well-known international conference while the latter section represents the year. Note that these tools are arranged according to the order of their publication time.

## 3. RESEARCH QUESTIONS

In order to figure out our observed phenomenon clearly, we define the following four research questions:

**RQ1: Are patches of Mockito bugs more complex than that of other bugs in Defects4J?** In order to find out if the bugs in Mockito are more difficult to fix, this problem analyzes these patches from a quantitative perspective. To answer this question, we select four features of the patches which can help to quantify the complexity and difficulty to fix a bug (i.e., patch size, number of chunks, number of modified files, and number of modified methods). We observe the distribution situations of these attributes of bugs from each project and perform a significant difference test.

**RQ2: Are state-of-the-art tools capable to fix other bugs of the same repair patterns as Mockito bugs?** This question, analyzing the repair patterns from an inner-relation perspective, is an extension of the previous one. To answer this question, we classify bugs in Mockito into several kinds according to the repair patterns and check if there is any bug in other projects possessing

the same repair pattern for each kind. Further, for each kind, we explore whether there are bugs in other projects that have been successfully repaired before.

**RQ3: What are the performances of state-of-the-art APR tools on Mockito?** This question is the focus of our research and is directly related to our conclusion. Generally, APR tools can be classified into two categories, i.e., search-based and semantics-based. For evaluating the performances of state-of-the-art techniques on Mockito, we select two of the latest search-based tools, SimFix and CapGen, for performing the reproducible experiment and we also add experiment results from another study [32] about the reproducibility on Mockito of an semantic-based tool, Nopol [33], into our analysis.

**RQ4: Is there any unique repair action for fixing Mockito bugs?** Repair pattern is an abstract concept and is composed of several different kinds of repair actions. This question starts from a finer-grained granularity by identifying and analyzing the unique repair actions included in Mockito's bugs. Our target is to provide the basic cognition for future research.

## 4. RESULTS AND ANALYSIS

In this section, we present the results and answers to our four research questions.

### 4.1 RQ1: The Complexity of Patches in Mockito

To characterize patches, a study of Linux Kernel patching process [34] measures *locality of patches* through three indicators (i.e., files, chunks, and lines). A previous study [35] has performed detailed analysis of the patch characteristics in Defects4J. They further select six indicators for analyzing patch features (patch size, number of chunks, number of modified files, number of modified methods, spreading of chunks, and number of modified classes). In our study, we select the former four features for evaluating the patch complexity. We do not take the latter two into considerations since 1) spreading of chunks is not directly related to patch complexity, e.g., if two single lines of addition appear at the beginning and end of a class, it can spread more than three chunks of modification in the middle of this class, nevertheless, it is not obvious which situation is more difficult for repairing; 2) number of modified classes is highly related to the number of modified files as shown in [35], making this indicator redundant. Along their ideas, we give our own explanations as follows.

It is widely known that there are three types of code changes: addition, deletion, and modification. Addition and deletion appear as lines of codes are added or deleted consecutively or separately in source code. Modification appears as sequences of removed lines are straight followed by added lines or vice-versa. The patch size is sum of the number of lines of these three types of code change in the patch. In previous study [3], authors used patch size as an indicator when evaluating the repair results by stating that the less the patch size is, the more manageable the patch is. Thus, this indicator is a key point to the patch complexity.

Composed by the combination of addition, deletion, and modification of lines, a chunk is a sequence of continuous changes in a file. The number of chunks of a patch can provide insights on how a patch is spread through the source code and further give information about how complex the patch is: the more chunks means the more buggy points in the program, and thus the more complexly for fixing this bug. Patches with more chunks are

more complex in logical structure than patches with fewer chunks. Several empirical studies [11, 14] have proved this perspective.

Similarly, number of modified files and number of modified methods are also two important indicators. The larger they are, the more program elements are involved in the patch, and the more complex the patch is.

The previous study [34] has figured out the statistics of these indicators of bugs from Defects4J using the same standard as we mentioned and the data is publicly available in a website<sup>8</sup>. We counted them and made the distribution of the patches of each project about these four features as the box plots in Figure 1. Note that in each subgraph, at the rightmost is the distribution of this feature for patches of other five projects (except Mockito).

- 1) *Patch size*: In Mockito, the average value of patch sizes is around 7 (7.08, accurately) while the value for other projects is 6.7. The median value is 4 and 25% of the patches change less than two lines, both these values the same as that of the other projects.
- 2) *Number of chunks*: In Mockito, the average and median numbers are 3.5 and 3, both larger than that of the other projects which are 2.6 and 2, respectively. The maximum of this feature is 20 and it occurs three times (one in Mockito, one in Lang, and one in Time).
- 3) *Number of modified files*: In Defects4J, 92.41% of the patches modify only one file [35]. Thus, the box in the figure becomes a line with the value of 1. Nevertheless, the average value of Mockito is 1.2, still larger than that of the other projects which is 1.08.
- 4) *Number of modified methods*: Although the first quartiles of Mockito and other projects are both 1, the average of Mockito is 2.3, larger than that of other projects (1.4). This time, the maximum of this feature is 20 and it only occurs once in Mockito-6.

From the results, Mockito's patches are a little much complex than patches from other projects. We further perform the significant difference test to check whether the differences are significant. Our assumption is as follows:

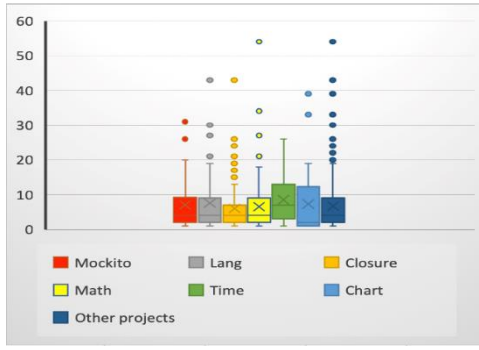
**H<sub>0</sub>: Mockito's patches are distributed the same as the patches of other projects on four indicators.**

We use the method named *Kolmogorov-Smirnov test* introduced in [36] to perform this test. The results are shown in Table 3. All the p-values are larger than 0.1, meaning that it is not significant at the 10% significance level, i.e., supporting the null hypothesis. Thus, the Mockito patch features are subject to the same distribution as the patch features of other projects.

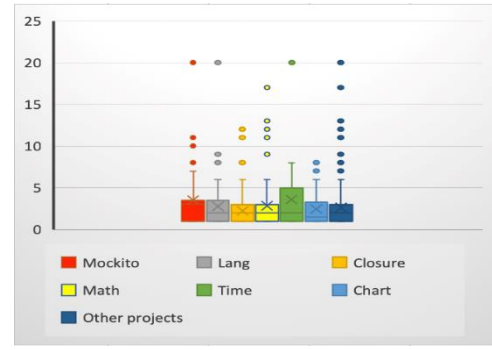
#### **RQ1: Are patches of Mockito bugs more complex than that of other bugs in Defects4J?**

**Findings:** From four aspects (patch size, number of chunks, number of modified files, and number of modified methods), the averages of Mockito are slightly larger than that of other projects. However, these differences are not significant at the 10% significance level according to a test. Thus, **Mockito bugs are not more complex for repairing than bugs from other projects.**

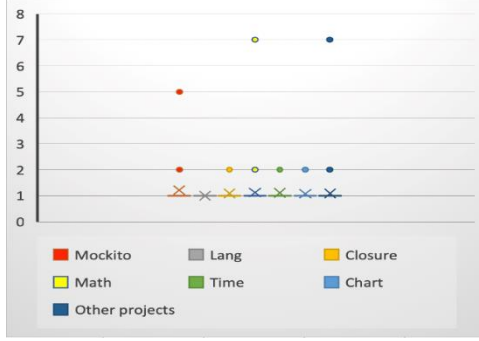
<sup>8</sup> <http://program-repair.org/defects4j-dissection/>



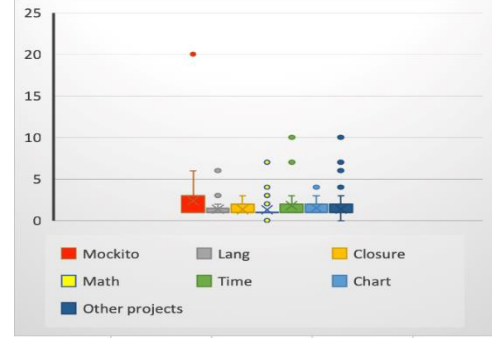
(a) Patch size



(b) Number of chunks



(c) Number of modified files



(d) Number of modified methods

Figure 1. Features distribution map of the Defects4J patches

```

4490 4490  @@ -4490,6 +4490,7 @@ public Range getDataRange(ValueAxis axis) {
4491 4491      }
4492 4492
4493 4493 +    if (r != null) {
4494 4494 +        collection c = r.getAnnotations();
4495 4495 +        Iterator i = c.iterator();
4496 4496 +        while (i.hasNext()) {
4497 4497 +            includedAnnotations.add(a);
4498 4498 +        }
4499 4499 +    }
4500 4500 +    }
4501 4501 +    }
4502 4502 +    }
4503 4503 +    }
4504 4504 +    }
4505 4505 +    }

```

(a) Patch of Chart-4

```

798 798  @@ -798,9 +798,11 @@ private static PeriodFormatter toFormatter(List<Object> elementPairs, boolean no
799 799      int size = elementPairs.size();
800 800      if (size >= 2 && elementPairs.get(0) instanceof Separator) {
801 801 +        Separator sep = (Separator) elementPairs.get(0);
802 802 +        if (sep.iAfterParser == null && sep.iAfterPrinter == null) {
803 803 +            PeriodFormatter f = toFormatter(elementPairs.subList(2, size), notPrinter, notParser);
804 804 +            sep = sep.finish(f.getPrinter(), f.getParser());
805 805 +            return new PeriodFormatter(sep, sep);
806 806 +        }
807 807 +    }
808 808      Object[] comp = createComposite(elementPairs);
809 809      if (notPrinter) {

```

(b) Patch of Time-27

Figure 2. Two instances of the repair pattern: Wraps-with if statement

Table 3. P-values of the four indicators

Indicators	P-values
Patch size	0.998674
Number of chunks	0.159664
Number of modified files	0.999202
Number of modified methods	0.126142

## 4.2 RQ2: The Repair Patterns in Mockito

Repair pattern is a recurrent abstract structure in patches. For example, the repair pattern of the patches shown in Figure 2 is *Wraps-with if statement* which represents the type of operation that wraps a piece of code with an if conditional statement. Pioneered by *Pattern-based Automatic program Repair* (PAR) [37], there is a trend in APR of utilizing existent repair templates for guiding the repair process [8, 25, 29]. Researchers have summarized more and more repair patterns with finer-grained granularity, from AST statement level [10, 38, 39] to expression

level [12], and made great progress in using these patterns for fixing bugs. In this question, we aim to check whether the repair patterns summarized before are enough for bugs in Mockito and whether there exists any bug that has been fixed possessing the same pattern with Mockito bugs.

Based on the previous study which uses a Thematic Analysis (TA) to analyze repair patterns in Defects4J database [35], we statistic the repair patterns of bugs in Mockito and illustrate them in Table 4. In this table, the column “Selected samples” shows some cases of bugs from other projects which possess the same repair pattern. Due to the space limitation, we randomly select eight cases for each classification as the samples since the most common category (*Single line*) possesses 98 bugs (see the column “Total number of bugs”), making it impossible to list them all in the table. The selection is completely random without any bias and in these samples, the number of bugs of each project is calculated based on the proportion of its total bugs in this category. At the rightmost is the column “Fixed bugs”, which lists the successfully repaired bugs in the column “Selected samples”. The

**Table 4. Details of the repair patterns of Mockito bugs**

Repair patterns	Total number of bugs	Mockito bugs#	Selected samples	Fixed bugs
Conditional block addition	79	1,2,3,13,19,21,23,33,36,37	Lang-39,45 Time-1,2,13 Math-36,51,54	Lang-39,45
Addition with return statement	77	4,9,11,18,19,21,22,23	Chart-14,15 Closure-33,60 Lang-5,40 Math-92,93	Chart-14,15 Closure-33 Math-93
Logic expression expansion	48	34	Chart-9 Closure-39,50 Lang-24,27,30 Math-32,37	Chart-9 Lang-24,27 Math-32
Logic expression reduction	12	13	Chart-5 Lang-15 Time-2 Closure-7,23,31,35,89	Chart-5 Closure-31
Logic expression modification	49	17	Chart-16 Closure-22,62,73 Lang-50 Math-47,94 Time-19	Closure-62,73 Lang-50 Math-94 Time-19
Wraps-with if statement	24	14,15,16	Chart-15 Closure-96 Lang-3,46 Math-28,95 Time-3,27	Chart-15 Math-95
Wraps-with if-else statement	46	11,12,17,24,29,38	Closure-23,56,111 Lang-28,33 Math-47,97 Time-12	Lang-33 Time-12
Wraps-with method call	14	4,14,28	Chart-12,13 Closure-16 Time-8 Math-23,26,35,105	Chart-12,13 Math-35,105
Wrong reference variable	42	6,20	Chart-8,12 Closure-54 Time-4 Lang-4,60 Math-21,64,98	Chart-8,12 Lang-60 Time-4 Math-98
Wrong reference method	31	6,32,35	Chart-13 Closure-4,45,109 Lang-26 Math-58,75 Time-26	Chart-13 Lang-26 Math-58,75
Missing null check	25	4,23,29,38	Chart-15,25 Closure-20,30 Lang-32,33 Math-32 Time-2	Chart-15,25 Lang-33 Math-32
Missing non-null check	32	33	Chart-25 Closure-17,22,76,98 Lang-12 Math-20 Time-21	Chart-25 Math-20
Constant change	19	26	Closure-14,40,70 Lang-19 Math-22,104 Time-8,10	Closure-14,40,70 Math-22,104
Copy/Paste	48	4,6,35	Chart-7 Closure-4,6 Time-12 Lang-30,62 Math-37,76	Chart-7 Time-12
Single line	98	5,7,8,24,26,28,29,34,38	Chart-1,24 Closure-62,67 Lang-51 Math-32,94 Time-16	Chart-1,24 Closure-62 Lang-51 Math-32,94
Not classified	22	10,25,27,30,31	Chart-3 Closure-25 Lang-35 Math-8,61,90 Time-7,22	Chart-3 Lang-35 Time-7 Math-8,61,90

APR tools we take into consideration when counting these information are ACS, Elixir, GPFL<sup>9</sup> [40], HDRepair [8], ssFix, JAID, CapGen, Nopol, and SimFix. In this paper, to refer to Defects4J patches, we use a simple notation with project name followed by bug id, e.g., Math-5. Note that in this table, a bug can be classified into several categories (e.g., Mockito-19 is classified into *Conditional block addition* and *Addition with return statement*), that is due to the multiple edits in the patch: every code change chunk in the patch is analyzed and classified and if a patch contains several chunks, it may be classified into several categories.

From the results, bugs in Mockito contain up to 15 kinds of repair patterns with 5 of them (Mockito-10, 25, 27, 30, 31) being not classified. *Conditional block addition* is the most popular template among this project, including totally ten bugs. Several patterns like *Logic expression expansion* and *Constant change* contain only one instance and thus are not very popular in this project. For each classification, at least two cases from samples have been successfully repaired in the past. At the most, six of the eight instances have been fixed before (*Single line* and *Not classified*). Even the bugs which are not classified can be fixed by current tools. According to the aforementioned analysis, Mockito bugs do not contain unique repair pattern and state-of-the-art APR

tools have achieved success on fixing bugs with the same repair patterns.

**RQ2: Are state-of-the-art tools capable to fix other bugs of the same repair patterns as Mockito bugs?**

**Findings:** Most Mockito bugs (33/38) can be classified into existing repair patterns. In each category, a number of bugs in other projects have been successfully fixed by existing tools. Thus, **state-of-the-art tools are capable for fixing bugs from other projects of the same repair patterns as Mockito bugs.**

### 4.3 RQ3: The Performances of State-of-the-art APR Tools on Mockito

Generally speaking, APR techniques can be divided into two categories (i.e., search-based and semantic-based). In this section, we aim to check the performances of state-of-the-art APR tools on Mockito. To this end, we select two latest and open access search-based tools (SimFix and CapGen) for reproducing their experiments and we also take a reproduced study [32] about the semantic-based tool, Nopol, on Mockito into consideration when analyzing. All the execution logs of our experiments can be found in the link<sup>10</sup>.

<sup>9</sup> In their study, authors do not name their technique. We name it GPFL for representing GenProg Fault Localization and being accordance with the study [35].

<sup>10</sup> [link redacted for double-blind review]

### 4.3.1 SimFix

SimFix is one of the latest search-based APR tools that takes the intersection of existing patches and source code to reduce search space and has been evaluated on the other projects in Defects4J [29]. We first got the location information of suspicious buggy statements for each bug through the Ochiai [41] algorithm implemented in [42] and then reran SimFix to evaluate its performances on Mockito bugs. All the experiments were conducted on a 64-bit Linux virtual machine with Ubuntu 15.10 operating system and 2GB RAM. The execution results of SimFix can be three types: *success* when a patch passes all test cases, *failed* when all the suspicious statement are executed but still find no patch, and *timeout* when the execution exceeds the pre-defined time. The experiment results are illustrated in Table 5.

What a shocking news: none of Mockito bugs can be fixed by SimFix. From the execution logs, ten of these bugs failed due to timeout and the rest 28 bugs were due to not finding a valid patch at all suspicious locations. The execution time ranges from 61 minutes to 335 minutes and bugs with *timeout* result mostly ran around 5 hours except for Mockito-26. The reason for this outlier is that when the buggy program fails N test cases, SimFix arranges 300/N minutes to find an edit that can pass this test case. In this bug, there are totally four failing test cases and SimFix quickly finds correct edits for three of them but fails for the last one. Thus, the total execution time is much less compared with bugs like Mockito-1. Generally, Automated program repair contains three steps: fault localization, patch generation, and patch validation. APR tools differ at how to generate candidate patches and location techniques are integrated in the tools. We further checked if the unideal performances are due to disabilities of the location technique by referring to human-written patches of each bug and checking if all the edit points were figured out by Ochiai method. We list the information in the rightmost column named “Location information”. “All” denotes all the edit points in the patches are listed in suspicious statements list. “Partial” denotes some of the edit points are included but some are not. It is specially for multi-edit bugs. “None” denotes none of the edit points are figured out by the location algorithm. It refers to both single-edit bugs and multi-edit bugs. Data in parentheses shaped like A/B format denotes the number of edit points calculated out by Ochiai algorithm (A) and the total number of edit points in the human-written patch of this bug (B). The Ochiai algorithm accurately figured out all the suspicious locations for 65.8% bugs (25/38) and only 5 bugs’ error information were not calculated at all. In general, 78.5% of the buggy points (73/93) were presented to SimFix. We then manually added all lost edit points information to the corresponding bugs whose original location information is “None” or “Partial” and reconducted these 13 experiments. A previous study [43] has shown that SimFix possesses the ability to repair multi-edit bugs. Thus, our intuition is that this time, with sufficient location information, SimFix at least can repair some bugs. However, results show that it still could not figure out any bug.

The failure of SimFix mainly dues to the lack of richer context information. For example, in Mockito-26, human-written patch turns a parameter in a function invocation from *0* to *0D*. The correct fixing ingredient is several lines before this statement but the objects which invoke the same function at these two locations are not the same. Thus, SimFix consider these two code snippets as dissimilar, leading to the miss of possible correct patch of this bug. As the authors discussed, incorporating richer information may promote its performance.

SimFix cannot fix any bug even if all the edit points are exposed. Thus, it has a poor performance on Mockito bugs.

**Table 5. Experiment results of SimFix**

Bug ID	Execution time (m)	Execution results	Location information
1	335	Timeout	All(1/1)
2	304	Timeout	All(1/1)
3	308	Timeout	All(2/2)
4	178	Failed	None(0/3)
5	62	Failed	None(0/1)
6	307	Timeout	Partial(14/20)
7	119	Failed	All(1/1)
8	154	Failed	All(1/1)
9	303	Timeout	None(0/1)
10	185	Failed	Partial(4/5)
11	190	Failed	Partial(1/2)
12	305	Timeout	All(1/1)
13	112	Failed	All(1/1)
14	104	Failed	All(2/2)
15	142	Failed	All(1/1)
16	125	Failed	Partial(3/4)
17	61	Failed	Partial(2/3)
18	271	Failed	All(1/1)
19	271	Failed	Partial(7/8)
20	296	Failed	Partial(1/2)
21	221	Failed	All(4/4)
22	90	Failed	All(1/1)
23	303	Timeout	All(6/6)
24	225	Failed	All(1/1)
25	113	Failed	All(4/4)
26	85	Timeout	All(1/1)
27	86	Failed	All(1/1)
28	79	Failed	All(1/1)
29	100	Failed	All(1/1)
30	118	Failed	Partial(1/2)
31	120	Failed	All(1/1)
32	112	Failed	All(1/1)
33	297	Timeout	All(1/1)
34	229	Failed	All(1/1)
35	302	Timeout	All(3/3)
36	116	Failed	None(0/1)
37	111	Failed	All(1/1)
38	188	Failed	None(0/1)

### 4.3.2 CapGen

CapGen is another latest search-based APR tool that utilizes context information to prioritize the patches. Empirically, its precision can reach 84% on four projects in Defects4J [26]. We reran CapGen on Mockito bugs under the same environment which is consistent with its original execution environment in [26]. This time, we still used the OChiai technique implemented in [42] as the location methodology. The experiment results are illustrated in Table 6. In the table, the columns “#Gen”, “#Pla”, and “Cor” denote the numbers of generated patches, plausible patches, and correct patches for each bug, respectively. Totally, CapGen generates 5,212 patches for Mockito bugs, among which 222 are plausible (i.e., pass both the failing test cases and the regression test cases). We then manually analyzed these plausible patches and considered a patch correct if it is the same or semantically equivalent to human-written one provided in Defects4J, which is widely adopted by previous studies [21, 26, 29, 44]. Results show that none of these patches are correct. The location information is consistent with that of SimFix since we use the same location technique. Still, we added all the lost location information and reran the 13 bug whose edit points were not all calculated out by Ochiai technique but none of these bugs were fixed, either.

CapGen fails mainly because: 1) it performs a single mutation to generate patches, making it impossible to fix bugs which need operations at several different places; and 2) it usually cannot find the correct fixing ingredients since its searching scope is smaller compared with SimFix (*the single file vs. the whole project*). For example, in Mockito-27, human-written patch replaces a parameter of an object instantiation with another one (*oldMockHandler.getMockSettings()*) under the class *MockUtil*. However, the correct fixing ingredient is in another file named *MockHandler*, making it impossible for being extracted by CapGen. The above analysis shows the limitations discussed by the authors in [26] should be overcome in the future. In a special case (Mockito-5) where CapGen is nearest to success (both mutation operator and fixing ingredient exist), it fails to consider *AssertionError* as a compatible expression. This indicates that the context analysis ability of CapGen needs to be improved.

CapGen also has a poor performance on Mockito bugs.

### 4.3.3 Nopol

Nopol is a semantic-based program repair tool utilizing angelic values and a Satisfiability Modulo Theory (SMT) solver for synthesizing conditional expressions [33]. A previous study has evaluated its performance on all the projects in Defects4J version 1.1.0 [32], thus, we adopt their results for our analysis here. Table 7 illustrates the empirical results of evaluating Nopol on Defects4J bugs.

**Table 7. Experiment results of Nopol**

Projects	#Patches	#Bugs	Repair Rate
Chart	9	26	37%
Closure	56	133	42%
Math	24	106	22%
Lang	4	65	6%
Time	8	27	29%
Mockito	2	38	5%
Total	103	395	26%

**Table 6. Experiment results of CapGen**

Bug ID	#Gen	#Pla	#Cor	Location information
1	78	0	--	All(1/1)
2	70	0	--	All(1/1)
3	49	25	0	All(2/2)
4	73	0	--	None(0/3)
5	33	0	--	None(0/1)
6	51	19	0	Partial(14/20)
7	528	0	--	All(1/1)
8	342	0	--	All(1/1)
9	87	0	--	None(0/1)
10	100	0	--	Partial(4/5)
11	86	0	--	Partial(1/2)
12	69	0	--	All(1/1)
13	96	0	--	All(1/1)
14	84	0	--	All(2/2)
15	56	0	--	All(1/1)
16	137	0	--	Partial(3/4)
17	115	0	--	Partial(2/3)
18	86	53	0	All(1/1)
19	56	34	0	Partial(7/8)
20	57	29	0	Partial(1/2)
21	102	0	--	All(4/4)
22	246	0	--	All(1/1)
23	149	0	--	All(6/6)
24	156	62	0	All(1/1)
25	128	0	--	All(4/4)
26	338	0	--	All(1/1)
27	70	0	--	All(1/1)
28	74	0	--	All(1/1)
29	287	0	--	All(1/1)
30	100	0	--	Partial(1/2)
31	161	0	--	All(1/1)
32	100	0	--	All(1/1)
33	90	0	--	All(1/1)
34	385	0	--	All(1/1)
35	91	0	--	All(3/3)
36	100	0	--	None(0/1)
37	100	0	--	All(1/1)
38	282	0	--	None(0/1)
<b>Total</b>	5,212	222	0	

It is shown in the results that Mockito is the lowest in terms of both the number of generated patches (2) and the repair rate (5%). Nopol totally generates patches for 103 Defects4J bugs and reaches an average repair rate of 26%. Note that these patches only pass all the test cases and are not manually checked. We thus check the correctness of the two generated patches of Mockito (Mockito-29 and 38) and the criterion has been introduced in Section 4.3.2. According to our manual analysis, the patch for Mockito-29 is semantically equivalent to human-written one since they both wrap a statement with a conditional statement. However, the patch for Mockito-38 is not correct since it changes code at a wrong place and the generated code shown in Figure 3 is unreadable with too many mathematic symbols. Thus, Nopol actually only fixes one bug in Mockito.

```

--- /tmp/mockito_38_Nopol/src/org/mockito/internal/matchers/Equals.java
+++ /tmp/mockito_38_Nopol/src/org/mockito/internal/matchers/Equals.java
@@ -19,3 +19,3 @@
     public boolean matches(Object actual) {
-        if (this.wanted == null) {
+        if (!((actual!=null) && (actual!=null))) {
+            return actual == null;

```

**Figure 3. Patch of Mockito-38 generated by Nopol**

In fact, Nopol only generates one correct patch for bugs in Mockito with the repair rate around 2.6%. Thus, it has a poor performance on Mockito bugs.

#### **RQ3: What are the performances of state-of-the-art APR tools on Mockito?**

**Findings:** Both search-based APR approaches and semantic-based APR approaches possess extremely low repair rate on Mockito bugs. Compared with its performance on other projects, Nopol have lower repair rate on this project and can only fix one bug in fact. SimFix and CapGen even cannot fix any bug in this project. Thus, **state-of-the-art APR tools possess poor performances on Mockito.**

**Discussion:** According to the findings of our RQ1-3, Mockito bugs are not more complex in four patch characteristics (i.e., patch size, number of chunks, number of modified files, and number of modified methods); state-of-the-art APR tools have achieved success on bugs of the same repair pattern with Mockito bugs; three representative APR tools (one is semantic-based and two are search-based) possess poor performances on this project. These are the bases of our argument. It is unreasonable to exclude Mockito from the verification set since the breakthrough in this project may represent a huge improvement in repairing abilities. Therefore, we recommend that **Mockito should be considered when evaluating newly released APR tools to judge the progress in repairing ability.**

## **4.4 RQ4: The Unique Repair Action in Mockito Bugs**

Due to the poor performances of state-of-the-art APR tools on Mockito, in this section, we further study whether there exists unique repair action in Mockito bugs that is ignored by previous studies, aiming to provide new insights for APR techniques.

The previous study [35] has classified repair actions in all the bugs in Defects4J into ten categories including *method call*, *loop*, *conditional*, and etc. Each category includes some subclasses such as *addition* and *removal*. We manually observed each category and checked whether the patches of Mockito bugs contain unique actions compared with patches from other projects under that category. This was done by the first author and checked by the

third author to confirm the correctness and comprehensiveness of our conclusion.

We find that under the categories named *method call addition* and *method definition addition*, some of the Mockito patches need to import some packages which are not contained in the program originally to finish the function. We illustrate this situation through the patches of Closure-120 and Mockito-15 shown in Figure 4. They are both under the category named *method call addition* which means there is a call addition in the patch. However, when the patch of Closure-120 calls *getSymbol* and *getScope* APIs, it does not need to import an extra package, as a comparison, the patch of Mockito-15 needs to import the package named *BeanPropertySetter* to finish its call. This is obvious different and can explain for the failure of state-of-the-art tools on these bugs: they only concentrate on utilizing fixing ingredients that has already included in the program and do not make effort for importing external sources.

We name this repair action *external package introduction*, meaning that some packages which are not contained in the original program are added during the repair process. In total, Defects4J contains 13 bugs belonging to this category (11 from Mockito and 2 from Math). The eleven bugs from Mockito are Mockito-2, 9, 10, 14, 15, 17, 19, 25, 31, 32, and 36, containing 28.9% (11/38) of the total amount of bugs in this project which indicates that this repair action is critical to fix bugs in this project. Another two bugs with the same repair action are Math-12 and 61. This small proportion (13/395) is in line with the conclusion from previous study [45] that most bugs can be fixed by rearranging existing code but this type appears mostly in Mockito (11/13), making it a unique repair action for this project. Thus, this category deserves investigation when studying Mockito. We then check that if the two bugs from Math have been repaired by other tools and find that ACS announces to fix Math-61 successfully. This result confuses us since ACS is designed for synthesizing conditional statements only. We wonder how it finishes this task and check the patch it provides on the website<sup>11</sup>. The patch generated by ACS is shown in Figure 5.

Although ACS generates a patch semantically equivalent to the human-written one, what confuses us is that it does not import the *NotStrictlyPositiveException* package but calls its API in the patch. We reran its patch and found that it failed for compilation. This is a new finding that no *external package introduction bug* in Defects4J has been successfully repaired. As a result, this repair action need to be paid attention to in the future research.

#### **RQ4: Is there any unique repair action for fixing Mockito bugs?**

**Findings:** External packages need to be introduced when fixing a part of Mockito bugs (28.9%). The total amount of this kind of bug in Defects4J is 13 with 84.6% (11/13) existing in Mockito, making it a type unique to Mockito. A previous tool wrongly reported to successfully fix a bug of this category. Thus, the repair action **external package introduction** needs more study since no bug of this category has been fixed. This observation points out a new direction for APR.

<sup>11</sup> <https://github.com/Adobee/ACS/tree/master/patch>

```

src/com/google/javascript/jscomp/ReferenceCollectingCallback.java [CHANGED]
@@ -428,6 +428,9 @@ boolean isAssignedOnceInLifetime() {
428 428     for (BasicBlock block = ref.getBasicBlock();
429 429         block != null; block = block.getParent()) {
430 430         if (block.isFunction) {
431 +         if (ref.getSymbol().getScope() != ref.scope) {
432 +             return false;
433 +         }
434 434         break;
435 435     } else if (block.isLoop) {
436 436         return false;

```

(a) Human-written patch of Closure-120

```

src/org/mockito/internal/configuration/injection/FinalMockCandidateFilter.java [CHANGED]
@@ -1,6 +1,7 @@
1 1 package org.mockito.internal.configuration.injection;
2 2
3 3 import org.mockito.exceptions.base.MockitoException;
4 + import org.mockito.internal.util.reflection.BeanPropertySetter;
5 + import org.mockito.internal.util.reflection.FieldSetter;
6 6
7 7 import java.lang.reflect.Field;
@@ -22,7 +23,9 @@ public OngoingInjector filterCandidate(final Collection<Object> mocks, final File
22 23     return new OngoingInjector() {
23 24         public boolean thenInject() {
24 25             try {
25 +             if ((new BeanPropertySetter(fieldInstance, field).set(matchingMock)) {
26 26                 new FieldSetter(fieldInstance, field).set(matchingMock);
27 27             }
28 +             } catch (Exception e) {
29 29                 throw new MockitoException("Problems injecting dependency in " + field.getName(), e);
30 30             }
31 31         }

```

(b) Human-written patch of Mockito-15

Figure 4. Two patches for comparison

```

92 public PoissonDistributionImpl(double p, double epsilon, int maxIterations) {
93     if (p <= 0) {
94         //ACS's patch begin
95 +         if (p <= 0){throw new NotStrictlyPositiveException(null);}
96         //ACS's patch end
97         throw new IllegalArgumentException(LocalizedFormats.NOT_POSITIVE_POISSON_MEAN, p);
98     }
99     mean = p;
100     normal = new NormalDistributionImpl(p, FastMath.sqrt(p));
101     this.epsilon = epsilon;
102     this.maxIterations = maxIterations;
103 }

```

Figure 5. Patch of Math-61 generated by ACS

## 5. LIMITATIONS

The limitations of this study mainly exist in the execution environment of the reproduced experiments and the generalization of the results.

**Environment.** Our reproduced experiments were conducted under 2GB RAM while SimFix was evaluated under 8GB. Note that this approach is search-based type (i.e., generate-and-validate with lots of calculation). Thus, low calculation ability may reduce the performances of this tool although there is no study concentrating on the influence of hardware configuration on the performances of APR tools.

**Generalization.** The results may not apply to other APR tools since APR is a hot topic in Software Engineering (SE) and there are lots of tools being released in main software conferences and journals each year but we only analyzed three of them. However, our evaluating subjects are representative since SimFix possesses the highest recall (34/357, 9.52%) and CapGen possesses the highest precision (21/25, 84%) on Defects4J among the state-of-the-art APR tools. Nopol generates the most patches for Defects4J bugs among semantic-based tools and is the most widely used semantic-based tool in empirical studies [44, 46, 47]. Therefore, it is reasonable to speculate that other approaches may demonstrate similar phenomena. Besides, we deprecated other tools for several reasons: HDRepair, SOFix, ProbabilisticModel, and SketchFix do not release the source code of their tools for reproducible experiments. JFix and Elixir announce to design a plugin for Eclipse but do not provide the download address (the download link provided in JFix’s homepage is invalid). ACS announces in its homepage<sup>12</sup> that it can no longer execute on new bugs due to the interface change in GitHub. ssFix needs a code search phase and the database is stored in a server in Brown university in the USA, making this process much slower for overseas users like us. JAID releases its source code but does not provide a *README.txt* file for guidance, making the reproducible experiment extremely

time-consuming and error-prone. Thus, evaluating more APR tools on Mockito project can be future work.

## 6. RELATED WORK

During the years, developers have created several benchmarks for reproducible experiments on APR tools. The iBugs project [15] which contains 223 Java bugs with an exposing test case was initially created for fault localization. The software-artifact infrastructure repository (SIR) [16] can be considered as the first to provide a database of real bugs but most of its bugs are hand-seeded or obtained from mutation. ManyBugs and IntroClass benchmarks [18], containing 1,183 defects in 15 programs, are designed for C language and can be used for reproducing experiments on repair methods like GenProg. Then, based on the IntroClass benchmark, Durieux and Monperrus present IntroClassJava [17], which contains 297 small Java programs specified by Junit test cases. Recently, a multilingual program repair benchmark named QuixBugs [19] is designed with 40 programs in both Python and Java, each with a bug on one line. Although many benchmarks are created and applied, our evaluation object, Defects4J, is the most widely-used one for Java language in recent studies.

There are also some reproduced experiments about evaluating previous tools on newly released benchmark. Martinez et al. [44] reimplement GenProg and Kali in Java language and evaluate them with Nopol on Defects4J benchmark. A recent technique report [32] evaluate GenProg on Defects4J version 1.1.0 including Mockito bugs and thus its experiment results are used by us for analysis. The ManyBugs and IntroClass [18] are used to present baseline experimental results for three previous repair methods (i.e., GenProg, AE [48], and RSRepair). Our study is the first to conduct reproduced experiments to present results for SimFix and CapGen on Mockito bugs.

There is a recent trend of analyzing the characteristics of existing patches to provide helpful information for automated repair process. The study [10] makes the first attempt to understand bug fixes in real world by concentrating on questions like fault localization, search space, and etc. Genesis [49] is the first repair system to automatically infer patch generation transforms from previous successful patches. Kim et al. [12] observe real-world patches from a expression-level granularity and provide nine insights for future APR researches. Wang et al. [14] study the curiousness that whether there are repeated bug fixes that change multiple program entities. The study [35] concludes the characteristics of human-written patches in Defects4J and the results are adopted by our analysis due to the validity of its study methodology.

<sup>12</sup> <https://github.com/Adobe/ACS>

## 7. CONCLUSION

While Defects4J database is widely used in evaluating the performances of APR tools, the Mockito project has not attracted enough attention. In this paper, we studied whether we should consider this project when evaluating APR tools. We investigated the characteristics as well as the repair patterns of patches in Mockito. We conducted reproducible experiments on two of the latest search-based tools (SimFix and CapGen) on this project and took the experiment results of another semantic-based tool (Nopol) into consideration. Results show that state-of-the-art tools possess poor performances on Mockito bugs. We thus reached the conclusion that indeed we should incorporate Mockito into the evaluation criteria. Further, we identify a unique repair action in Mockito bugs: *external package introduction*. We expect our work to shed light on this new direction for future research.

## ACKNOWLEDGMENTS

Our thanks to the developers of Defects4J, SimFix, and CapGen for the kind help in our reproduced experiments.

## REFERENCES

- [1] Britton T, Jeng L, Carver G, et al. Reversible debugging software[J]. Judge Bus. School, Univ. Cambridge, Cambridge, UK, Tech. Rep, 2013.
- [2] Adamsen C Q, Anders Møller, Karim R, et al. Repairing Event Race Errors by Controlling Nondeterminism[C]// International Conference on Software Engineering. IEEE Press, 2017.
- [3] Weimer W, Nguyen T V, Le Goues C, et al. Automatically finding patches using genetic programming[C]//Proceedings of the 31st International Conference on Software Engineering. IEEE Computer Society, 2009: 364-374.
- [4] Qi Y, Mao X, Lei Y, et al. The strength of random search on automated program repair[C]//Proceedings of the 36th International Conference on Software Engineering. ACM, 2014: 254-265.
- [5] Le X B D, Chu D H, Lo D, et al. S3: syntax-and semantic-guided repair synthesis via programming by examples[C]//Proceedings of the 2017 11th Joint Meeting on Foundations of Software Engineering. ACM, 2017: 593-604.
- [6] Sidiroloudouskos S, Lahtinen E, Long F, et al. Automatic Error Elimination by Horizontal Code Transfer Across Multiple Applications[J]. Acm Sigplan Notices, 2015, 50(6):43-54.
- [7] Mehtaev S, Yi J, Roychoudhury A. Angelix: Scalable multiline program patch synthesis via symbolic analysis[C]//Proceedings of the 38th international conference on software engineering. ACM, 2016: 691-701.
- [8] Le X B D, Lo D, Goues C L. History Driven Program Repair[C]// IEEE, International Conference on Software Analysis, Evolution, and Reengineering. IEEE, 2016:213-224.
- [9] Nguyen H D T, Qi D, Roychoudhury A, et al. Semfix: Program repair via semantic analysis[C]//Software Engineering (ICSE), 2013 35th International Conference on. IEEE, 2013: 772-781.
- [10] Zhong H, Su Z. An empirical study on real bug fixes[C]//Proceedings of the 37th International Conference on Software Engineering-Volume 1. IEEE Press, 2015: 913-923.
- [11] Motwani M, Sankaranarayanan S, Just R, et al. Do automated program repair techniques repair hard and important bugs?[J]. Empirical Software Engineering, 2018, 23(5): 2901-2947.
- [12] Liu K, Kim D, Koyuncu A, et al. A Closer Look at Real-World Patches[C]// In: Proceedings of IEEE International Conference on Software Maintenance and Evolution. IEEE, 2018: 304-315.
- [13] Monperrus M. A Critical Review of "Automatic Patch Generation Learned from Human-Written Patches": Essay on the Problem Statement and the Evaluation of Automatic Software Repair[C]// Proceedings of the 36th International Conference on Software Engineering. ACM, 2014.
- [14] Wang Y, Meng N, and Zhong H. An Empirical Study of Multi-Entity Changes in Real Bug Fixes[C]// In: Proceedings of IEEE International Conference on Software Maintenance and Evolution. IEEE, 2018: 316-327.
- [15] Dallmeier V, Zimmermann T. Extraction of bug localization benchmarks from history[C]// IEEE/ACM International Conference on Automated Software Engineering. ACM, 2007.
- [16] Do H, Elbaum S, Rothermel G. Supporting Controlled Experimentation with Testing Techniques: An Infrastructure and its Potential Impact[J]. Empirical Software Engineering, 2005, 10(4):405-435.
- [17] Durieux T, Monperrus M. IntroClassJava: A Benchmark of 297 Small and Buggy Java Programs[D]. Université Lille 1, 2016.
- [18] Le Goues C, Holtschulte N, Smith E K, et al. The ManyBugs and IntroClass benchmarks for automated repair of C programs[J]. IEEE Transactions on Software Engineering, 2015, 41(12): 1236-1256.
- [19] Lin D, Koppel J, Chen A, et al. QuixBugs: a multi-lingual program repair benchmark set based on the quixey challenge[C]// Proceedings Companion of the 2017 ACM SIGPLAN International Conference on Systems, Programming, Languages, and Applications: Software for Humanity. ACM, 2017: 55-56.
- [20] Just R, Jalali D, Ernst M D. Defects4J: A database of existing faults to enable controlled testing studies for Java programs[C]// Proceedings of the 2014 International Symposium on Software Testing and Analysis. ACM, 2014: 437-440.
- [21] Xiong Y, Wang J, Yan R, et al. Precise condition synthesis for program repair[C]// Proceedings of the 39th International Conference on Software Engineering. IEEE Press, 2017: 416-426.
- [22] Xin Q, Reiss S P. Leveraging syntax-related code for automated program repair[C]//Proceedings of the 32nd IEEE/ACM International Conference on Automated Software Engineering. IEEE Press, 2017: 660-670.
- [23] Chen L, Pei Y, Furia C A. Contract-based program repair without the contracts[C]//Automated Software Engineering (ASE), 2017 32nd IEEE/ACM International Conference on. IEEE, 2017: 637-647.
- [24] Liu X, Zhong H. Mining stackoverflow for program repair[C]// IEEE 25th International Conference on Software Analysis, Evolution and Reengineering (SANER). IEEE, 2018: 118-129.
- [25] Soto M, Le Goues C. Using a probabilistic model to predict bug fixes[C]//2018 IEEE 25th International Conference on Software Analysis, Evolution and Reengineering (SANER). IEEE, 2018: 221-231.
- [26] Wen M, Chen J, Wu R, et al. Context-Aware Patch Generation for Better Automated Program Repair[C]// Proceedings of the 40th International Conference on Software Engineering. ACM, 2018.
- [27] Hua J, Zhang M, Wang K, et al. Towards practical program repair with on-demand candidate generation[C]//Proceedings of the 40th International Conference on Software Engineering. ACM, 2018: 12-23.
- [28] Saha R K, Yoshida H, Prasad M R, et al. Elixir: an automated repair tool for Java programs[C]//Proceedings of the 40th International Conference on Software Engineering: Companion Proceedings. ACM, 2018: 77-80.
- [29] Jiang J, Xiong Y, Zhang H, et al. Shaping Program Repair Space with Existing Patches and Similar Code[C]// The International Symposium on Software Testing and Analysis. 2018.
- [30] Le X B D, Chu D H, Lo D, et al. JFIX: semantics-based repair of Java programs via symbolic PathFinder[C]//Proceedings of the 26th ACM SIGSOFT International Symposium on Software Testing and Analysis. ACM, 2017: 376-379.
- [31] Durieux T, Cornu B, Seinturier L, et al. Dynamic patch generation for null pointer exceptions using metaprogramming[C]//Software Analysis, Evolution and Reengineering (SANER), 2017 IEEE 24th International Conference on. IEEE, 2017: 349-358.
- [32] Durieux T, Danglot B, Yu Z, et al. The patches of the nopol automatic repair system on the bugs of defects4j version 1.1.0[D]. Université Lille 1-Sciences et Technologies, 2017.
- [33] Xuan J, Martinez M, Demarco F, et al. Nopol: Automatic repair of conditional statement bugs in java programs[J]. IEEE Transactions on Software Engineering, 2017, 43(1): 34-55.
- [34] Koyuncu A, Bissyandé T F, Kim D, et al. Impact of tool support in patch construction[C]//Proceedings of the 26th ACM SIGSOFT International Symposium on Software Testing and Analysis. ACM, 2017: 237-248.
- [35] Sobreira V, Durieux T, Madeiral F, et al. Dissection of a bug dataset: Anatomy of 395 patches from Defects4J[C]//2018 IEEE 25th International Conference on Software Analysis, Evolution and Reengineering (SANER). IEEE, 2018: 130-140.
- [36] Massey Jr F J. The Kolmogorov-Smirnov test for goodness of fit[J]. Journal of the American statistical Association, 1951, 46(253): 68-78.
- [37] Kim D, Nam J, Song J, et al. Automatic patch generation learned from human-written patches[C]// 2013 35th International Conference on Software Engineering (ICSE). IEEE Computer Society, 2013.
- [38] Martinez M, Monperrus M. Mining software repair models for reasoning on the search space of automated program fixing[J]. Empirical Software Engineering, 2015, 20(1): 176-205.
- [39] Pan K, Kim S, Whitehead E J. Toward an understanding of bug fix patterns[J]. Empirical Software Engineering, 2009, 14(3): 286-315.
- [40] Wen M, Chen J, Wu R, et al. An empirical analysis of the influence of fault space on search-based automated program repair[J]. arXiv preprint arXiv:1707.05172, 2017.
- [41] Abreu R, Zoetevej P, Van Gemund A J C. An evaluation of similarity coefficients for software fault localization[C]//Dependable Computing, 2006. PRDC'06. 12th Pacific Rim International Symposium on. IEEE, 2006: 39-46.
- [42] Pearson S, Campos J, Just R, et al. Evaluating and improving fault localization[C]//Proceedings of the 39th International Conference on Software Engineering. IEEE Press, 2017: 609-620.
- [43] Wang S, Mao X, Niu N, et al. Multi-Location Program Repair: Roads Ahead[J]. arXiv preprint arXiv:1810.12556, 2018.
- [44] Martinez M, Durieux T, Sommerard R, et al. Automatic repair of real bugs in java: A large-scale experiment on the defects4j dataset[J]. Empirical Software Engineering, 2017, 22(4): 1936-1964.
- [45] Martinez M, Weimer W, Monperrus M. Do the fix ingredients already exist? an empirical inquiry into the redundancy assumptions of program repair approaches[C]// Companion International Conference on Software Engineering. 2014.
- [46] Yang D, Qi Y, Mao X. Evaluating the Strategies of Statement Selection in Automated Program Repair[C]//International Conference on Software Analysis, Testing, and Evolution. Springer, Cham, 2018: 33-48.
- [47] Yang D, Qi Y, Mao X. An empirical study on the usage of fault localization in automated program repair[C]//Software Maintenance and Evolution (ICSME), 2017 IEEE International Conference on. IEEE, 2017: 504-508.
- [48] Weimer W, Fry Z P, Forrest S. Leveraging program equivalence for adaptive program repair: Models and first results[C]//Automated Software Engineering (ASE), 2013 IEEE/ACM 28th International Conference on. IEEE, 2013: 356-366.
- [49] Long F, Amidon P, Rinard M. Automatic inference of code transforms for patch generation[C]//Proceedings of the 2017 11th Joint Meeting on Foundations of Software Engineering. ACM, 2017: 727-739.

