

# A Demand-Side Viewpoint to Software Vulnerabilities in WordPress Plugins

Jukka Ruohonen  
University of Turku, Finland  
juaruo@utu.fi

## ABSTRACT

WordPress has long been the most popular content management system (CMS). This CMS powers millions and millions of websites. Although WordPress has had a particularly bad track record in terms of security, in recent years many of the well-known security risks have transmuted from the core WordPress to the numerous plugins and themes written for the CMS. Given this background, the paper analyzes known software vulnerabilities discovered from WordPress plugins. A demand-side viewpoint is used to motivate the analysis; the basic hypothesis is that plugins with large installation bases have been affected by multiple vulnerabilities. As the hypothesis also holds according to the empirical results, the paper contributes to the recent discussion about common security folklore. A few general insights are also provided about the relation between software vulnerabilities and software maintenance.

## CCS CONCEPTS

• **Security and privacy** → **Web application security**;

## KEYWORDS

Web security; vulnerability; plug-in; add-on; CMS; PHP; WPVDB

## 1 INTRODUCTION

The WordPress content management system is undoubtedly one of the great success stories of open source software (OSS). This CMS written in the PHP programming language has long been the most popular CMS worldwide. In fact, it has been estimated that even as much as one-third of all websites would be powered by WordPress [1]. But with great success comes great responsibility [7]. When it comes to security, WordPress has been a sorrowful representative of OSS. Vulnerabilities are frequently discovered from the CMS, and mass-scale compromises are commonly reported in media. By no means is WordPress alone making these headlines, however. Many websites use outdated and deprecated releases of the PHP language [16, 17], for instance. All this said, in recent years particularly the management of security issues has greatly improved in the WordPress ecosystem [1]. The ecosystem concept is also useful for framing this study against existing research.

Recent research has made good progress on understanding vulnerabilities in software ecosystems through analyzing “hard” library

dependencies [27]. Such dependencies paint only a limited picture on whole software ecosystems, however. In the WordPress ecosystem particularly important are the numerous plugins and themes written for the CMS. It is presumably also these complementary software elements that nowadays pose the greatest security risks for online WordPress deployments. Even though plugins are reviewed by a WordPress team prior to submission into the official hosting portal [1], new plugin vulnerabilities are discovered on day-to-day basis. In fact, some have contemplated that even ninety-nine out of a hundred WordPress plugins could be vulnerable [7]. The already discovered and publicly disclosed plugin vulnerabilities are the topic of this study. To motivate the topic and the empirical analysis, a distinct demand-side viewpoint is pursued.

The background relates to counterintuitive findings about common security folklore. In particular, it has been observed that up-to-date WordPress deployments with large installation bases are a frequent target for exploitation, although a common folk wisdom would tell the opposite [8]. Though, it should be remarked that the existing empirical evidence is not entirely unequivocal. For instance, the popularity of websites have been observed to correlate with the adoption of basic web-related security features [23]. Likewise, less popular websites that are known to have been vulnerable to cross-site scripting (XSS) have been observed to use these security features less frequently [18]. Despite of these observations, the real contribution from the counterintuitive findings stems from the ways to think about common security folklore and the subsequent need for evidence-based research [8]. One way to think about known vulnerabilities is to think about supply and demand.

If the supply-side factors include things like the availability of static analysis tools [12] and the ease of searching and fingerprinting WordPress deployments [29], popularity would be a notable demand-side factor. Accordingly, there should be only a small incentive to find new vulnerabilities from unpopular plugins. To indirectly examine such an incentive, the guiding hypothesis for the forthcoming empirical analysis is simple: large installation amounts should increase the amount of WordPress plugin vulnerabilities discovered and disclosed. Given this hypothesis, the structure of the paper’s remainder is straightforward: the dataset examined is elaborated in Section 2, the results are presented in Section 3, and a brief discussion about the findings follows in the final Section 4.

## 2 DATA

The dataset was assembled from the following three sources:

- (1) The primary data source is the so-called WPScan Vulnerability Database (WPVDB) [2]. In contrast to many other vulnerability databases, WPVDB is a specialized database exclusively targeting the core WordPress as well as the numerous third-party plugins and themes written for the popular CMS. Furthermore, WPVDB is a rather unique in the sense that the primary rationale for the database is to explicitly supply data for the associated WPScan, a black-box vulnerability scanner for online WordPress deployments.
- (2) The second data source is the official online portal for hosting WordPress plugins [26]. This portal provides the necessities for plugin development, including version control system hosting and forums for user feedback. For each plugin listed in WPVDB, the portal’s online interface was queried for retrieving data on the plugin’s author, user ratings, approximate installation amounts, and the date on which the plugin was last updated, or whether it has been deprecated.
- (3) The third and final source is the conventional National Vulnerability Database (NVD) [10]. If a given plugin vulnerability archived to WPVDB was accompanied with an identifier for Common Vulnerabilities and Exposures (CVEs), this identifier was used to retrieve further data from NVD. Although WPVDB provides additional meta-data for some vulnerabilities, the scope of this data is limited and not all plugin vulnerabilities are covered. Therefore, the auxiliary data from NVD provides a more robust basis for a few descriptive but important insights about the plugin vulnerabilities.

A couple of further points should be made about these data sources. The first point relates to the reliability of the dataset assembled. In particular, the reliability of WPVDB’s vulnerability data has been debated [14]. Even though no research has been done to examine these debates in detail, potential reliability issues should be thus kept in mind when interpreting the empirical results. After all, even NVD has been shown to occasionally contain some inaccuracies [9]. Analogous concerns apply to the meta-data scraped from the WordPress plugin portal. That said, these potential reliability problems should not be exaggerated. It is worth noting that WPVDB’s vulnerability data has been used in previous research [11, 12]. The same goes for the meta-data from the WordPress plugin portal [5]. Because the demand-side viewpoint pursued does not relate to security *per se*, some inaccuracies can be also accepted. In a similar vein: vulnerability counts should not be used to judge the security of a software product [15, 25], but these are appropriate for analyzing incentives to find vulnerabilities.

The second point relates to abstraction issues. Each plugin in WPVDB may be affected by multiple vulnerabilities, a single vulnerability entry in WPVDB may be referenced with multiple distinct CVEs, and a single unique CVE may reference multiple entries in WPVDB. These abstraction inconsistencies are typical to practical tracking and archiving of vulnerabilities [3]. For instance, vendors oftentimes aggregate fixes for multiple CVE-referenced vulnerabilities into a unified patch set, which is typically further abstracted into a single security advisory delivered for users and system administrators. While there is thus no single right way to abstract

and count vulnerabilities, the abstraction choices have direct consequences for empirical analysis. Because in this paper the amount of installations is the primary independent metric of interest, the only sensible way is to perform the empirical analysis at the plugin-level. Thus, the units of analysis are WordPress plugins that have been affected by one or more vulnerabilities, as counted in WPVDB. In addition, a few descriptive observations are delivered via the CVE-level by using NVD’s abstraction for counting.

## 3 RESULTS

### 3.1 Overview

**3.1.1 Sample characteristics.** The empirical dataset assembled contains 1,657 plugins that were affected by 2,629 vulnerabilities according to WPVDB’s abstraction for counting. These numbers are sufficient for a couple of preliminary points about the folk wisdom examined. The first point is that not many plugins have been vulnerable—according to the online portal [26], there were over fifty-five thousand WordPress plugins available for download at the time of data collection. Thus, according to the dataset, roughly only about five percent of these plugins have been vulnerable at some point in time. Of course, it is difficult to assess the reliability of this observation; many of the plugins have presumably never been audited, and, hence, numerous existing vulnerabilities likely remain undiscovered and undisclosed. Nevertheless,  $\sim 5\%$  is such a small value that it seems reasonable to recommend avoiding words such as “most” or “majority” when discussing about vulnerable WordPress plugins. The second point is that only about 26% of the plugins observed have been affected by multiple vulnerabilities. As has been observed also previously [5], the distribution across the plugins is considerably skewed, however. A few plugins have been affected by many vulnerabilities (see Fig. 1). The cases with multiple vulnerabilities are the main interest in the forthcoming regression analysis. Before continuing to formal statistical analysis, the CVE-level counting can be used for a few interesting observations.

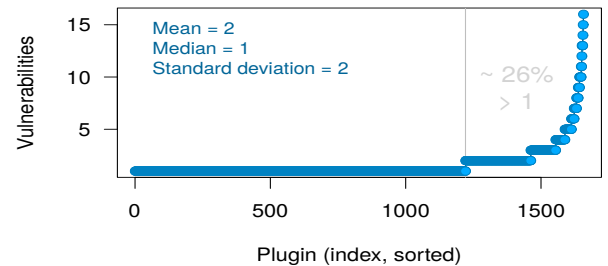
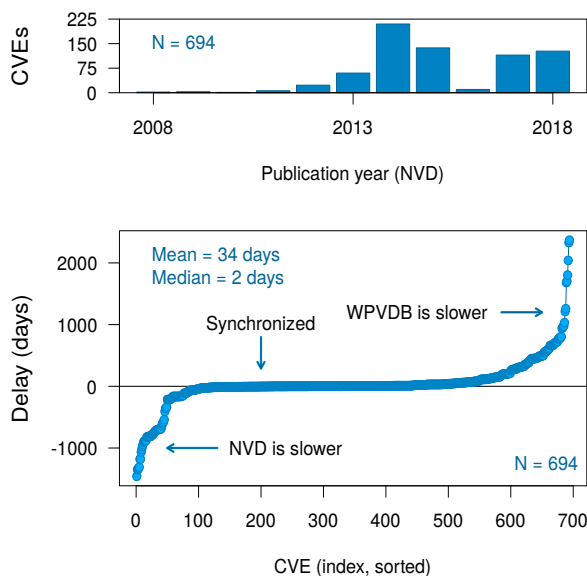


Figure 1: Vulnerability Counts (WPVDB’s abstraction)

**3.1.2 CVEs.** Only about 28% of the WPVDB’s plugin vulnerabilities are accompanied with one or more CVEs that have valid entries in NVD. Although this amount is quite small, it is fairly typical for specialized vulnerability databases targeting small open source projects for which CVEs may not be always allocated [15]. It seems also reasonable to assume that the few forthcoming CVE-based descriptive observations generalize to all plugin vulnerabilities in the database due to the rather generic nature of these observations.

3.1.3 *Time and delays.* The first observations can be made from Fig. 2. According to the upper plot, most of the CVE-referenced plugin vulnerabilities in WPVDB have been discovered, disclosed, and archived to NVD after 2012. In other words, most of the cases observed are relatively recent, which further implies that there presumably exists also many contemporary websites using the vulnerable plugins. The lower plot in the figure visualizes the time delays between the CVE-referenced publication dates in WPVDB and NVD, using the earliest dates (the smallest timestamps) for the former in case multiple CVEs are present. Because most of the values are zero, the two databases appear to be fairly well-synchronized with each other; a plugin vulnerability appearing in NVD tends to appear during the same day in WPVDB, or the other way around. That said, there is also a considerable amount of positive values, meaning that many of the plugin vulnerabilities were archived to NVD before these appeared in WPVDB. The slightly smaller amount of negative values is particularly interesting because these cases also implicitly justify the use of WPVDB’s data for monitoring online deployments. The reason why NVD is sometimes slower may relate to the sources monitored by WPVDB’s maintainers for gaining information about new plugin vulnerabilities.



**Figure 2: Publication Delays Between NVD and WPVDB**

**3.1.4 Information sources.** Like many [19, 27], but not all [15], vulnerability databases, WPVDB provides hyperlinks to the original information sources about the vulnerabilities archived to the database. To illustrate the main sources, Fig. 3 visualizes the domain names extracted from the uniform resource locators (URLs) present in the hyperlinks. While social media has been suspected to play an increasingly important role [21], the illustration clearly indicates that plugin vulnerabilities are commonly disseminated through very traditional channels for communicating security issues in the OSS context. Social media is hardly even present. The most frequent domain name is `seclists.org`, which hosts and archives



Figure 3: Domain Names of the Reference URLs in WPVDB

3.1.5 *Severity and weaknesses.* In addition to reliability and validity compared to WPVDB, the benefits of NVD include additional information about vulnerabilities. In particular, the Common Vulnerability Scoring System (CVSS) and the Common Weakness Enumeration (CWE) frameworks provide information about the severity of the vulnerabilities and the typical weaknesses behind these. As is well-known [15, 20, 30], it should be remarked that not all of the CVEs observed have CVSS and CWE entries in NVD due to delays and other database maintenance issues. In any case, the results regarding these frameworks are summarized in Fig. 4. The so-called base CVSS (v. 2) scores indicate only modest severity of the plugin vulnerabilities. The median base score is five. This average score is largely explained by the substantial amount of XSS vulnerabilities. As can be seen from the lower plot in the figure, cross-site scripting, structured query language (SQL) injection, and cross-site request forgery (CSRF) account for over 80% of the weaknesses behind the CVE-referenced vulnerabilities in WPVDB. These observations largely confirm the common wisdom about typical weaknesses in

typical PHP applications [4, 25]. Thus, in general, the plugin vulnerabilities observed are supposedly not that different from the vulnerabilities that have affected the core WordPress itself.

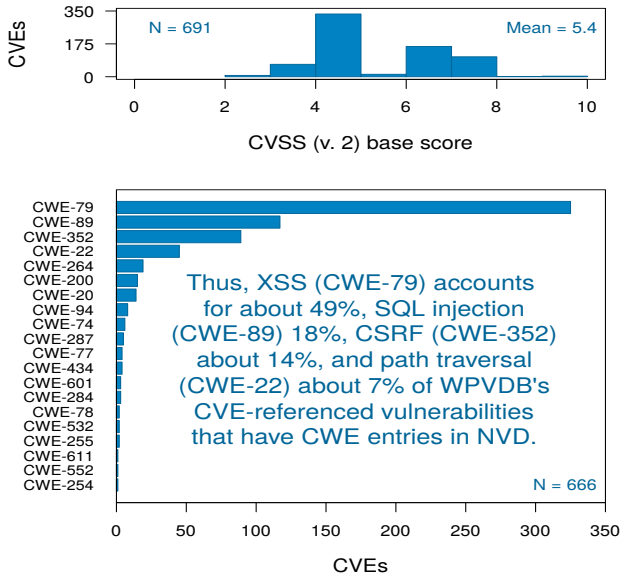


Figure 4: Severity (CVSS) and Weaknesses (CWE)

### 3.2 Meta-Data

**3.2.1 Installations.** The few remaining descriptive observations are based on the meta-data scraped from the WordPress online portal. The first observation relates to the approximate installation amounts. Although WordPress has received attention in Internet measurement research [23, 24], there is no good understanding on how many websites are actually powered by the CMS, let alone on how many of these online deployments are running with plugins. While keeping this point in mind, the outer plot in Fig. 5 displays the approximations given by the maintainers of the online portal (the 159 missing observations refer to deprecated plugins for which meta-data is not necessarily provided). The range is wide: there are many plugins with approximately less than ten online installations and a few plugins that have been installed in over one hundred thousand WordPress deployments. The crudeness of these meta-data approximations is reflected in the spikes around the powers of ten. Re-coding is therefore justified—the inner plot in the figure shows the re-coded 5-fold variable used in the regression analysis.

**3.2.2 Updates.** The online portal provides also calendar time meta-data on the last updates made to the plugins. Although there is no documentation on how the values are computed, these provide a good proxy for evaluating the maintenance effort. Thus: as can be concluded from Fig. 6, most of the plugins have seen updates during the past two years or so. The observation is welcome because all of the plugins observed have been affected by at least one vulnerability at some point in time. However, the distribution is extremely skewed; some outlying plugins have not been updated even in a

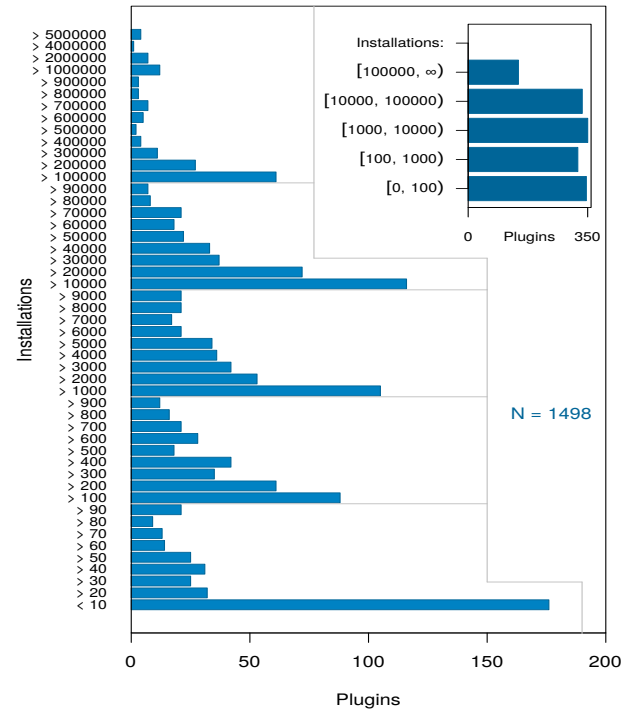


Figure 5: Approximate Number of Installations

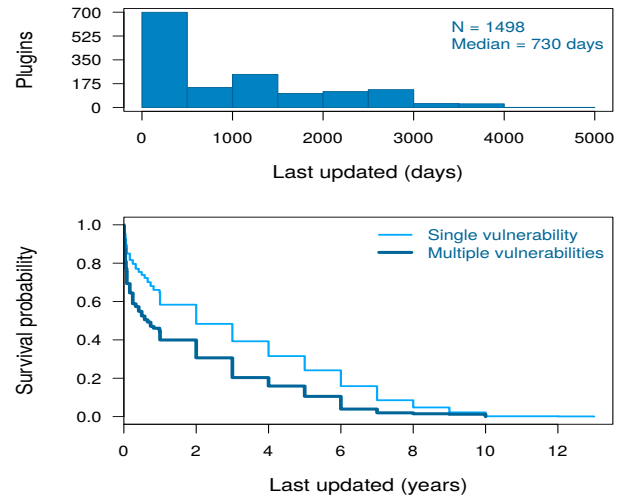


Figure 6: The Most Recent Updates

decade. These few cases are sufficient to conclude that some of the plugins can be rightfully seen as “abandonware”. Furthermore, the Kaplan-Meier survival curve shown in the lower plot indicates that the plugins affected by only one vulnerability have been updated less frequently. The observation is logical; there exists a negative correlation—when the vulnerability counts increase, the times of last updates decrease, and the other way around.

**3.2.3 Ratings.** Like many software portals, the WordPress plugin portal contains the common “five-star” rating functionality augmented with free-form comments. According to the quantitative star-ratings, most of the plugins have been reviewed positively (see Table 1). The standard deviation across the plugins is large, however, and there is a small tendency toward a bimodal distribution often seen with the 5-fold star-ratings [22]. For the forthcoming regression analysis, a basic hypothesis is that the plugins reviewed favorably have not been affected by multiple vulnerabilities.

**Table 1: Review Ratings Across Plugins**

	Stars				
	One	Two	Three	Four	Five
Mean	7	2	2	5	95
Median	1	0	0	0	4
Standard deviation	27	6	7	25	641

**3.2.4 Authors.** Finally, the online portal provides data about the developers of the WordPress plugins. A noteworthy observation is that only about 8% of the plugin developers have authored multiple plugins. Consequently, a basic hypothesis is that multiple vulnerabilities have been more common for the one-shot majority.

### 3.3 Regression Analysis

**3.3.1 Setup.** The underlying setup for the regression analysis is simple: the vulnerability counts are regressed against the meta-data variables discussed in the previous Subsection 3.2. Two regression models are used for the setup. By definition, the plain vulnerability counts (see Fig. 1) are count data. Therefore, the first model estimated is a so-called quasi-Poisson regression that accounts for potential over-dispersion (that is, the variance of counts exceeds their mean). In essence, this model yields the same coefficient estimates as the standard Poisson regression model, but a dispersion parameter  $\phi$  is estimated from data and used to adjust the standard errors of the coefficients [28]. The second model estimated is a conventional logistic regression for which the counts are truncated into binary-valued categories; the predicted values are probabilities for the plugins to be affected by multiple vulnerabilities.

**Table 2: Correlations Between Review Ratings**

	Stars (frequency)				
	One	Two	Three	Four	Five
One	1.00	0.94	0.92	0.85	0.68
Two	0.94	1.00	0.94	0.85	0.70
Three	0.92	0.94	1.00	0.92	0.71
Four	0.85	0.85	0.92	1.00	0.79
Five	0.68	0.70	0.71	0.79	1.00

The only notable statistical concern with this simple regression modeling setup is about multicollinearity. In particular, the review ratings are highly correlated (see Table 2). As a simple solution, only the five-star ratings are included in the two models estimated.

Due to the uniformly positive correlations, any of the star-ratings would suffice, however—all these yield regression coefficients with the same sign and comparable magnitudes. Hence, the statistical effect of the 5-star ratings should be rather interpreted as an effect about whether a plugin has received any reviews to begin with.

**3.3.2 Estimates.** The results from the two regression models are summarized in Table 3. To ease the interpretation, the estimates from the logistic regression model are accompanied with the so-called marginal effects (MEs). These give the approximate effects directly upon the probabilities estimated (see [16] for details).

**Table 3: Regression Estimates**

	Quasi-Poisson	Logistic Regression	
	Coefficient	Coefficient	ME
(Intercept)	0.069	-2.357***	–
Deprecated	0.170**	0.560**	0.100
LastUpdated	-0.036**	-0.092*	-0.016
FiveStars	<0.001***	<0.001	<0.001
OneShotAuthor	0.184*	0.341	0.057
[100, 1000)	0.074	0.644**	0.117
[1000, 10000)	0.203**	1.118***	0.205
[10000, 100000)	0.369***	1.610***	0.313
[100000, ∞)	0.849***	2.131***	0.445

N = 1498,  $\phi = 0.98$ , \*\*\* for  $p < 0.001$ , \*\* for  $p < 0.01$ , \* for  $p < 0.05$ .

In general, the two models agree well with each other; the signs of the coefficients are consistent, for instance. The estimated dispersion parameter for the quasi-Poisson model indicates no particular concern about over-dispersion. For unpacking the effects of the individual variables, it can be started by noting that deprecated plugins tend to increase vulnerability counts. The observation seems logical. The maintainers of the online portal may deprecate plugins with unfixed vulnerabilities, for instance. As was expected, increasing lags in the update times tend to decrease the vulnerability counts; fixing multiple vulnerabilities requires more frequent updates. The effect of the 5-star review ratings is positive but negligible in magnitude. This observation supports earlier results [5]. Likewise, the effect of one-shot plugin authors is also positive but small. In contrast, the magnitudes are large for all of the re-coded dummy variables approximating the installation amounts. For instance: when compared to plugins with less than a hundred installations (cf. Fig. 5), the plugins with more than one hundred thousand online deployments have about 0.445 higher probability of being affected by multiple vulnerabilities, all other things being constant. Consequently, the demand-side viewpoint seems to hold.

## 4 DISCUSSION

This paper examined a so-called demand-side viewpoint to vulnerabilities in WordPress plugins. The underlying rationale behind the viewpoint seems sensible according to the empirical results: widespread adoption and large installation bases are statistically associated with larger vulnerability amounts. If installation bases provide an important incentive on the black-hat side [8], these seem to provide an incentive also on the white-hat side. In other words, there

is only a small incentive to devote time and effort to discover, document, and disclose vulnerabilities from “Joe’s basketball plugin”. Needless to say, incentives and the associated supply and demand factors do not necessarily tell anything about *actual* security. Given the abundance of static analysis tools for PHP code [5, 11, 12, 20], a more rigorous code-level validation of the demand-side viewpoint would also offer a plausible approach for further work.

The empirical results presented can be portrayed also from a different angle. There has been an increasing interest to examine and develop different recommendation systems for OSS libraries [6]. Security is one aspect to consider when choosing a library, plugin, or other complementary artifact for a software project. To this end, also vulnerability-based metrics have been proposed. For instance, some have defined metrics with the goal of providing tools for “selecting better versions of OSS, where definition of *better* is fewer vulnerabilities” [30]. If the installation amounts implicitly reflect quality and better software in general, a practical recommendation would in fact be exactly the opposite: it may be preferable to pick a plugin with a large installation base, which tends to result in *more* vulnerabilities. If also CVEs are allocated for the vulnerabilities, there is a good chance that the given plugin is relatively well-maintained. Further security-related considerations include vulnerability density in terms of software size [4, 5], the availability of security documentation and associated resources [25], and many related commonsense aspects. Of course, it may also be that security is not a factor in adoption decisions, as hinted by a recent industry study [13]. Though, many of the decision factors reported in the noted study kind of rob Peter to pay Paul: code complexity, size of an open source community and its responsiveness, and many related factors presumably correlate with vulnerability counts.

## REFERENCES

- [1] J. Cabot. WordPress: A Content Management System to Democratize Publishing. *IEEE Software*, 35(3):89–92, 2018.
- [2] R. Dewhurst, C. Mehlmauer, and Erwan. WPScan Vulnerability Database. Data scraped in November from the online website at <https://wpscan-vulnerability-database.com/>, 2018.
- [3] M. Doyle and J. Walden. An Empirical Study of the Evolution of PHP Web Application Security. In *Proceedings of the Third International Workshop on Security Measurements and Metrics (Metrisec 2011)*, pages 11–20, Banff, 2011. IEEE.
- [4] T. Huynh and J. Miller. An Empirical Investigation Into Open Source Web Applications’ Implementation Vulnerabilities. *Empirical Software Engineering*, 15(5):556–576, 2010.
- [5] T. Koskinen, P. Ihanola, and V. Karavirta. Quality of WordPress Plug-Ins: An Overview of Security and User Ratings. In *Proceedings of the International Conference on Privacy, Security, Risk and Trust and International Conference on Social Computing (SocialCom/PASSAT 2012)*, pages 834–837, Amsterdam, 2012. IEEE.
- [6] R. G. Kula, C. De Roover, D. M. German, T. Ishio, and K. Inoue. A Generalized Model for Visualizing Library Popularity, Adoption, and Diffusion Within a Software Ecosystem. In *Proceedings of the IEEE 25th International Conference on Software Analysis, Evolution and Reengineering (SANER 2018)*, pages 288–299, Campobasso, 2018. IEEE.
- [7] S. Mansfield-Devine. Taking Responsibility for Security. *Computer Fraud & Security*, (12):15–18, 2015.
- [8] T. Moore. The Dangers of Cyber Security Folk Wisdom. *International Journal of Critical Infrastructure Protection*, 12:27–28, 2016.
- [9] V. H. Nguyen, S. Dashevskyi, and F. Massacci. An Automatic Method for Assessing the Versions Affected by a Vulnerability. *Empirical Software Engineering*, 21(6):2268–2297, 2015.
- [10] NIST. NVD Data Feeds. National Institute of Standards and Technology (NIST). Data retrieved in November from: <https://nvd.nist.gov/vuln/data-feeds>, 2018.
- [11] P. Nunes, I. Medeiros, J. Fonseca, N. Neves, M. Correia, and M. Vieira. An Empirical Study on Combining Diverse Static Analysis Tools for Web Security Vulnerabilities Based on Development Scenarios. *Computing*, (Published online in September):1–25, 2018.
- [12] P. Nunes, I. Medeiros, J. Fonseca, N. Neves, M. Correia, and M. Vieira. Benchmarking Static Analysis Tools for Web Security. *IEEE Transactions on Reliability*, 67(3):1159–1175, 2018.
- [13] A. Pano, D. Gaziotin, and P. Abrahamsson. Factors and Actors Leading to the Adoption of a JavaScript Framework. *Empirical Software Engineering*, 23(6):3503–3534, 2018.
- [14] Plugin Vulnerabilities. How Our Data on WordPress Plugin Vulnerabilities Compares to the WPScan Vulnerability Database. Available online in November: <https://www.pluginvulnerabilities.com/wpscan-vulnerability-database-comparison/>, 2018.
- [15] J. Ruohonen. An Empirical Analysis of Vulnerabilities in Python Packages for Web Applications. In *Proceedings of the 9th International Workshop on Empirical Software Engineering in Practice (IWESEP 2018)*, Nara, 2018. IEEE.
- [16] J. Ruohonen, S. Hyrynsalmi, and V. Leppänen. Exploring the Use of Deprecated PHP Releases in the Wild Internet: Still a LAMP Issue? In *Proceedings of the 6th International Conference on Web Intelligence, Mining and Semantics (WIMS 2016)*, pages 26:1–26:12, Nimes, 2016. ACM.
- [17] J. Ruohonen and V. Leppänen. How PHP Releases Are Adopted in the Wild? In *Proceedings of the 24th Asia-Pacific Software Engineering Conference (APSEC 2017)*, pages 71–80, Nanjing, 2017. IEEE.
- [18] J. Ruohonen and V. Leppänen. A Case-Control Study on the Server-Side Bandages Against XSS. In *Proceedings of the 7th Workshop on Software Quality Analysis, Monitoring, Improvement, and Applications (SQAMIA 2018)*, pages 1–8, Novi Sad, 2018. CEUR-WS. Available online in December 2018: <http://ceur-ws.org/Vol-2217/paper-ruo.pdf>.
- [19] J. Ruohonen, S. Rauti, S. Hyrynsalmi, and V. Leppänen. A Case Study on Software Vulnerability Coordination. *Information and Software Technology*, 103:239–257, 2018.
- [20] J. C. S. Santos, A. Peruma, M. Mirakhorli, M. Galstery, J. V. Vidal, and A. Seifia. Understanding Software Vulnerabilities Related to Architectural Security Tactics: An Empirical Investigation of Chromium, PHP and Thunderbird. In *Proceedings of the IEEE International Conference on Software Architecture (ICSA 2017)*, pages 69–78, Gothenburg, 2017. IEEE.
- [21] C. Sauerwein, C. Sillaber, M. M. Huber, A. Mussmann, and R. Breu. The Tweet Advantage: An Empirical Analysis of 0-Day Vulnerability Information Shared on Twitter. In *Proceedings of the 33rd International Conference on Information Security and Privacy Protection (IFIP SEC 2018)*, pages 201–215, Poznań, 2018. Springer.
- [22] R. Ullah, N. Amblee, W. Kim, and H. Lee. From Valence to Emotions: Exploring the Distribution of Emotions in Online Product Reviews. *Decision Support Systems*, 81:41–53, 2016.
- [23] T. van Goethem, P. Chen, N. Nikiforakis, L. Desmet, and W. Joosen. Large-Scale Security Analysis of the Web: Challenges and Findings. In T. Holz and S. Ioannidis, editors, *Proceedings of the International Conference on Trust and Trustworthy Computing (Trust 2014)*, *Lecture Notes in Computer Science (Volume 8564)*, pages 110–126, Heraklion, 2014. Springer.
- [24] M. Vasek and T. Moore. Identifying Risk Factors for Webserver Compromise. In N. Christin and R. Safavi-Naini, editors, *Proceedings of the International Conference on Financial Cryptography and Data Security (FC 2014)*, *Lecture Notes in Computer Science (Volume 8437)*, pages 326–345, Christ Church, Barbados, 2014. Springer.
- [25] J. Walden, M. Doyle, R. Lenhof, and J. Murray. Idea: Java vs. PHP: Security Implications of Language Choice for Web Applications. In F. Massacci, D. Walach, and N. Zannone, editors, *Proceedings of the International Symposium on Engineering Secure Software and Systems (ESSoS 2010)*, *Lecture Notes in Computer Science (Volume 5965)*, pages 61–69, Pisa, 2010. Springer.
- [26] WordPress. Plugins: Extend Your WordPress Experience with 55,802 Plugins. Data scraped in November from: <https://wordpress.org/plugins/>, 2018.
- [27] R. E. Zapata, R. G. Kula, B. Chinthanet, T. Ishio, K. Matsumoto, and A. Ihara. Towards Smoother Library Migrations: A Look at Vulnerable Dependency Migrations at Function Level for npm JavaScript Packages. In *Proceedings of the IEEE International Conference on Software Maintenance and Evolution (ICSME 2018)*, pages 559–563, Madrid, 2018. IEEE.
- [28] A. Zeileis, C. Kleiber, and S. Jackman. Regression Models for Count Data in R. *Journal of Statistical Software*, 27(8):1–25, 2008.
- [29] J. Zhang, C. Yang, Z. Xu, and G. Gu. PoisonAmplifier: A Guided Approach of Discovering Compromised Websites through Reversing Search Poisoning Attacks. In D. Balzarotti, S. J. Stolfo, and M. Cova, editors, *Proceedings of the International Workshop on Recent Advances in Intrusion Detection (RAID 2012)*, *Lecture Notes in Computer Science (Volume 7462)*, pages 230–253, Amsterdam, 2012. Springer.
- [30] Y. Zhang, B. Malhotra, and C. Chen. Industry-Wide Analysis of Open Source Security. In *Proceedings of the 16th Annual Conference on Privacy, Security and Trust (PST 2018)*, pages 1–10, Belfast, 2018. IEEE.