

A second-quantised Shannon theory

Giulio Chiribella^{1,2} and Hlér Kristjánsson²

¹*Department of Computer Science, The University of Hong Kong, Pokfulam Road, Hong Kong.*

²*Department of Computer Science, University of Oxford,
Wolfson Building, Parks Road, United Kingdom.*

Shannon's theory of information was built on the assumption that the information carriers were classical systems. Its quantum counterpart, quantum Shannon theory, explores the new possibilities that arise when the information carriers are quantum particles. Traditionally, quantum Shannon theory has focussed on scenarios where the internal state of the particles is quantum, while their trajectory in spacetime is classical. Here we propose a second level of quantisation where both the information and its propagation in spacetime is treated quantum mechanically. The framework is illustrated with a number of examples, showcasing some of the counterintuitive phenomena taking place when information travels in a superposition of paths.

Contents	References	14	
I. Introduction	1	A. Proof of Theorem 1	15
II. Framework	3	B. Vacuum extensions with non-trivial vacuum dynamics	16
A. Systems and sectors	3	C. Extreme vacuum extensions	17
B. Superposition of channels	3	D. Vacuum extensions and unitary dilations	18
C. The vacuum extension of a quantum channel	4	E. Proof of Proposition 1	19
D. The superposition of two independent channels	5		
E. Superposition of multiple independent channels	5		
III. Communication through a superposition of independent channels	6	I. INTRODUCTION	
A. Communication model with coherent control over independent transmission lines	6	When Claude Elwood Shannon laid the foundations of information theory [1], he modelled the transmission of data according to the laws of classical physics. Specifically, he assumed that the information carriers have perfectly distinguishable internal states and travel along well-defined trajectories in spacetime. Shannon's model worked extremely well for all practical purposes (even <i>too</i> well, according to Shannon himself [2]). However, at the very bottom Nature is described by the laws of quantum physics, which radically differ from the classical laws assumed by Shannon. When information is encoded into quantum systems, some of Shannon's most fundamental conclusions no longer hold, giving rise to new spectacular opportunities, such as the opportunity to communicate securely without pre-established secret keys, and without complexity-theoretic assumptions [3, 4].	
1. No-signalling vs signalling encodings	6	The extension of Shannon's theory to the quantum domain, called <i>Quantum Shannon theory</i> , is now a rich and highly developed research area [5]. However, there is a sense in which the transition from classical to quantum Shannon theory is still incomplete. Traditionally, quantum Shannon theory has explored the opportunities that arise when a number of parties exchange quantum messages, <i>i.e.</i> messages encoded into the states of quantum particles. While the messages are allowed to be quantum, their trajectory in spacetime is assumed to be classical.	
2. Communication capacities assisted by superposition of paths	8		
B. Examples	8		
1. Classical communication through pure erasure channels	8		
2. Quantum communication through entanglement-breaking channels	8		
3. Perfect communication through asymptotically many paths	9		
IV. Communication through a superposition of correlated channels	9		
A. Spatially correlated channels	9		
B. Channels with correlations in time: the example of the quantum SWITCH	10		
C. Communication model with time-correlated channels	12		
D. Examples	13		
1. Self-switching	13		
2. Perfect communication through a coherent superposition of orders	13		
V. Conclusions	13		
Acknowledgments	14		

However, quantum particles can also propagate simultaneously among multiple trajectories, as illustrated by the iconic double slit experiment [6, 7].

The ability to propagate along multiple paths allows quantum particles to experience coherent superpositions of alternative evolutions [8, 9], or to experience a set of evolutions in a superposition of alternative orders [10, 11]. When a particle travels along alternative paths, the interference of noisy processes taking place independently on different paths can result in a cleaner communication channel overall [12, 13]. Similarly, when a particle experiences the same noisy processes in a superposition of orders, the interference between alternative orderings can boost the capacity to communicate classical and quantum bits [14–16]. The communication advantages of superposing alternative channel configurations have been recently demonstrated experimentally, both for superpositions of independent channels [17] and of orders in time [18, 19].

The above examples indicate, both theoretically and experimentally, the potential of extending quantum Shannon theory to a broader framework where not only the content of the messages, but also the trajectory of the information carriers can be quantum. This extension can be regarded as a second quantisation of Shannon’s information theory: the first quantisation was to quantise the internal degrees of freedom of the information carriers, while the second quantisation is to quantise the external degrees of freedom, responsible for the path of the information carriers in space and time. Such quantisation, however, poses a few challenges.

The first challenge is to formulate a clear-cut separation between the role of the internal and external degrees of freedom. Intuitively, the internal degrees of freedom should be used to encode messages, while the external degrees of freedom should be used to control the path of the information carriers. This separation seems to be hard to enforce, due to the phase kickback mechanism of quantum gates [20], which typically induces a flow of information from the internal to the external degrees of freedom. If information flows from the message to the path, then why not treat the path as an additional information carrier and describe this within the framework of standard Shannon theory? A genuine second-quantised Shannon theory should satisfy two seemingly contradictory requirements: on the one hand, it should allow the path to control the evolution experienced by the message, while on the other hand it should not treat the path as an additional information carrier.

The second challenge is to formulate a compositional model of communication where complex communication protocols are built from basic resources. A sender and a receiver who have access to multiple communication channels should be able to combine them into a new communication channel by physically operating on them. However, the existing definition of superposition of channels [8, 9] seems to depend not only on the channels themselves, but also on the way the channels are realised

through interactions with the environment. As a consequence, it is not obvious whether such superpositions could be implemented without an ability to control the environment. A second-quantised Shannon theory should provide a recipe to construct superpositions of channels from the basic communication resources available to the sender and receiver.

This paper provides a framework of second-quantised Shannon theory meeting the above desiderata. A key ingredient of the framework is an abstract notion of vacuum, describing the situation where no input is provided. The communication devices available to the sender and receiver are described by quantum channels acting either on the internal degrees of freedom of the information carrier, or on the vacuum. The propagation of a message along a superposition of trajectories is realised by coherently controlling which inputs are in the one-particle subspace, and which inputs are in the vacuum. Crucially, such coherent control does not lead to signalling from the message to the path, and therefore it preserves the separation between internal and external degrees of freedom. Moreover, the controlled routing provides a way to build superpositions of channels from the local devices available to the sender and the receiver, without the need to control the environment.

Our communication model prohibits all encoding operations that could be used to transmit signals from the message to the path. In sequential communication protocols, where the information has to pass through a sequence of noisy channels, our model also rules out intermediate operations that signal from the message to the path. In this way, it guarantees that the path is not used as an additional information carrier. Signalling operations are allowed in the decoding stage, after the message has reached the receiver.

Finally, we discuss how our model can be adapted to include the scenarios where the channels acting on different paths are correlated. An example of this situation arises when the local environments encountered on different paths are correlated due to previous interactions between them. Another example arises when a particle visits a given set of regions in a superposition of multiple orders [10]. In this setting, the correlations arising from the memory in the environment can sometime give rise to a noiseless transmission of quantum information through noisy channels, a phenomenon that cannot take place with the superposition of independent channels [16].

The remainder of the paper is organized as follows. In Section II we provide the basic framework upon which our communication model builds. We provide a general definition of superposition of channels, which includes the superposition of independent channels localised on alternative paths, as well as superpositions exhibiting correlations between one path and another. In Section III we formulate a communication model where information can be sent simultaneously through multiple independent channels, specifying the restrictions that the encoding operations must satisfy. We also provide several

examples of communication protocols admitted by our model, including seemingly counterintuitive effects such as the possibility of classical communication through a superposition of pure erasure channels, or the possibility of quantum communication through a superposition of entanglement-breaking channels. The model is extended in Section IV to scenarios where the channels on different paths are correlated, including both correlations in space and correlations in time. Finally, the conclusion are drawn in Section V.

II. FRAMEWORK

Here we provide the basic framework upon which our communication model is built.

A. Systems and sectors

Quantum Shannon theory describes communication in terms of abstract quantum systems, representing the degrees of freedom used to carry information. An abstract quantum system A is associated to a Hilbert space \mathcal{H}_A . Its state space is the set $\text{St}(A)$ containing all density operators on system \mathcal{H}_A .

A process transforming an input system A into an output system B is described by a quantum channel [21], namely a linear, completely positive, trace-preserving map from $\text{St}(A)$ to $\text{St}(B)$. The action of a quantum channel on an input state can be conveniently written in the Kraus representation $\mathcal{C}(\rho) = \sum_{i=1}^r C_i \rho C_i^\dagger$, where $\{C_i\}_{i=1}^r$ is a set of operators from \mathcal{H}_A to \mathcal{H}_B , called Kraus operators and satisfying the normalisation condition $\sum_{i=1}^r C_i^\dagger C_i = I_A$, I_A being the identity on \mathcal{H}_A . The set of all channels from system A to system B will be denoted as $\text{Chan}(A, B)$. When $A = B$, we use the shorthand $\text{Chan}(A) := \text{Chan}(A, B)$.

In reality, the abstract quantum system A is only the effective description of a subset of degrees of freedom that are accessible to the experimenter in a certain region of spacetime [22–24]. For example, a polarisation qubit is identified by the two orthogonal states $|1\rangle_{\mathbf{k}, H} \otimes |0\rangle_{\mathbf{k}, V}$ and $|0\rangle_{\mathbf{k}, H} \otimes |1\rangle_{\mathbf{k}, V}$, corresponding to a single photon of wavevector \mathbf{k} in the mode of horizontal polarisation and a single photon in the mode of vertical polarisation. The “polarisation qubit” description holds as long as the state of the electromagnetic field is constrained within the subspace spanned by the above vectors.

In general, the Hilbert space \mathcal{H}_A of an abstract quantum system A is a subspace of a larger Hilbert space \mathcal{H}_S describing all the degrees of freedom that in principle could have been accessed. The states of system A are the density operators ρ satisfying the constraint $\text{Tr}[\rho P_A] = 1$, where P_A is the projector onto \mathcal{H}_A . When a system corresponds to a subspace of a larger Hilbert space, we call it a *sector*.

The evolution of the larger system is described by a channel $\tilde{\mathcal{C}} \in \text{Chan}(S)$. Such a channel defines an effective evolution of the sector A only if it maps the sector A into itself. This requirement is equivalent to the *No Leakage Condition*

$$\text{Tr}[P_A \tilde{\mathcal{C}}(\rho)] = 1, \quad \forall \rho \in \text{St}(A), \quad (1)$$

meaning that if we set up an experiment to test whether the system is in the sector A after the action of the process $\tilde{\mathcal{C}}$, the test will always respond positively provided that the initial state was in the sector A . In turn, the No Leakage Condition holds if and only if the Kraus operators of $\tilde{\mathcal{C}}$ satisfy the relation

$$P_A \tilde{C}_i P_A = \tilde{C}_i P_A \quad \forall i \in \{1, \dots, r\} \quad (2)$$

(see Lemma 1 in Appendix A). When equation (2) is satisfied, one can define an effective channel $\mathcal{C} \in \text{Chan}(A)$ with Kraus operators $C_i := P_A \tilde{C}_i P_A$. In this case, we say that \mathcal{C} is the *restriction* of $\tilde{\mathcal{C}}$ to sector A and that $\tilde{\mathcal{C}}$ is an *extension* of \mathcal{C} .

B. Superposition of channels

Two sectors A and B are *orthogonal* if the corresponding Hilbert spaces are orthogonal subspaces of the larger Hilbert space \mathcal{H}_S . Given two quantum systems A and B , one can build a new system $S = A \oplus B$, in which A and B are orthogonal sectors. Mathematically, this is done by taking the direct sum Hilbert space $\mathcal{H}_A \oplus \mathcal{H}_B$.

We are now ready to provide a general definition of superposition of channels:

Definition 1. *A superposition of two channels $\mathcal{A} \in \text{Chan}(A)$ and $\mathcal{B} \in \text{Chan}(B)$ is any channel $\mathcal{S} \in \text{Chan}(A \oplus B)$ such that (i) \mathcal{S} satisfies the No Leakage Condition with respect to A and B , and (ii) the restrictions of \mathcal{S} to sectors A and B are \mathcal{A} and \mathcal{B} , respectively.*

The channel \mathcal{S} describes a process that can take an input either in the sector A , or in the sector B , or more generally, in a superposition of the two.

One example of superposition is the superposition of two unitary channels $\mathcal{U} = U \cdot U^\dagger$ and $\mathcal{V} = V \cdot V^\dagger$ in terms of the unitary channel $\mathcal{S} = S \cdot S^\dagger$ defined by

$$S = U \oplus V. \quad (3)$$

For noisy channels \mathcal{A} and \mathcal{B} , one can pick two Kraus representations $\{A_i\}_{i=1}^r$ and $\{B_i\}_{i=1}^r$ and define a superposition channel \mathcal{S} with Kraus operators

$$S_i := A_i \oplus B_i \quad i \in \{1, \dots, r\}. \quad (4)$$

One may wonder whether there exist other ways to superpose two channels. The answer is negative:

Theorem 1. *The following are equivalent:*

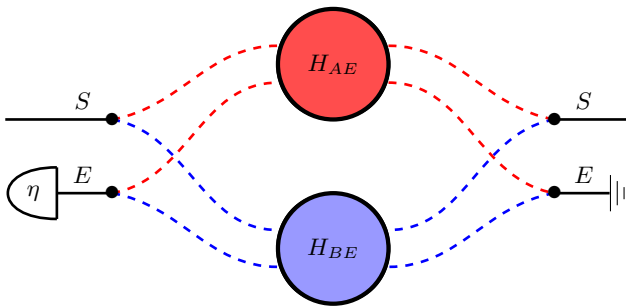


FIG. 1: *Hamiltonian realisation of an arbitrary superposition of channels.* The system S and the environment E are jointly routed to two regions, where they interact through two independent Hamiltonians H_{AE} and H_{BE} , respectively. After the interaction, the two paths of both the system and the environment recombine, and finally the environment is discarded.

1. Channel \mathcal{S} is a superposition of the channels \mathcal{A} and \mathcal{B} .
2. The Kraus operators of \mathcal{S} are of the form $S_i = A_i \oplus B_i$ for some Kraus representations $\{A_i\}$ and $\{B_i\}$ of channels \mathcal{A} and \mathcal{B} , respectively.
3. There exists an environment E , a pure state $|\eta\rangle \in \mathcal{H}_E$, and two Hamiltonians H_{AE} and H_{BE} , with supports in $\mathcal{H}_A \otimes \mathcal{H}_E$ and $\mathcal{H}_B \otimes \mathcal{H}_E$, respectively, such that $\mathcal{S}(\rho) = \text{Tr}_E [U(\rho \otimes |\eta\rangle\langle\eta|)U^\dagger]$ with $U = \exp[-i(H_{AE} \oplus H_{BE})T/\hbar]$, T being a suitable interaction time and $\eta := |\eta\rangle\langle\eta|$.

Theorem 1, proven in Appendix A, provides the complete characterisation of the superpositions of two given quantum channels \mathcal{A} and \mathcal{B} . A physical picture is provided by Condition 3, and illustrated in Figure 1: the superposition of channels arises when the system and the environment are jointly routed to two distinct regions, R_A and R_B , depending on whether the system is in the sector A or in the sector B . In the two regions, the system and the environment interact either through the Hamiltonian H_{AE} or through the Hamiltonian H_{BE} . After the interaction, the two alternative paths are recombined, and the environment is discarded.

Theorem 1 pinpoints a few issues with the notion of “superposition of channels”. First, the superposition of two channels \mathcal{A} and \mathcal{B} is not determined by the channels \mathcal{A} and \mathcal{B} alone: different choices of Kraus representations, $\{A_i\}_{i=1}^r$ and $\{B_i\}_{i=1}^r$ generally give rise to different superpositions. Physically, the dependence on the choice of Kraus representation can be understood in terms of the unitary realisation of channels \mathcal{A} and \mathcal{B} [9]: in general, the superposition of two channels does not depend only on the channels, but also on the way the channels are realised through an interaction with the surrounding environment.

A further issue is that, even if a complete access to the environment is granted, the superposition of two unitary gates cannot be implemented in a circuit that uses the

two gates in a black box fashion [25–28]. The impossibility to build the superposition of two gates from the gates themselves is reflected into the fact that the superposition is not a *quantum supermap* [10, 28–30], *i.e.* is not a physically admissible transformation of quantum channels. This prevents a resource-theoretic formulation where the communicating parties are given a set of communication resources and a set of allowed operations to manipulate them [14].

Finally, Theorem 1 shows one physical realisation of the superposition of channels, in which the system *and the environment* are jointly routed to two different regions, where they experience two different interactions. Routing the environment is problematic in a theory of communication, especially in cryptographic scenarios where the environment is under the control of an adversary.

In the rest of the paper we will address the above issues by specifying the action of the original channels on the vacuum, physically representing the absence of an input provided to the channel. In this way, we present the superposition of channels (both independent and correlated) in a canonical way, described by a quantum supermap and implementable without the need of control on the environment.

C. The vacuum extension of a quantum channel

In information theory, each use of a communication channel is counted as a resource. However, the physical apparatus used to communicate does not come into existence in the moment when it is used to transmit a signal. For example, an optical fiber is in place also when no photon is sent through it. When the fiber is not used, we can model its input as being the vacuum state. Abstracting from this example, we assume that the system used to communicate is a sector of a larger system S , which contains a *vacuum sector* Vac . The vacuum sector is orthogonal to the sector where the information is encoded, meaning that one can perfectly distinguish between situations where a signal is sent and situations where it is not.

A communication device is modelled as a quantum channel on the direct sum system $\tilde{A} := A \oplus \text{Vac}$.

Definition 2. Channel $\tilde{\mathcal{C}} \in \text{Chan}(\tilde{A})$ is a vacuum extension of channel $\mathcal{C} \in \text{Chan}(A)$ if (i) $\tilde{\mathcal{C}}$ satisfies the No Leakage Condition with respect to sectors A and Vac , and (ii) the restriction of $\tilde{\mathcal{C}}$ to sector A is \mathcal{C} .

The vacuum extension of channel \mathcal{C} is a superposition of \mathcal{C} with some channel \mathcal{C}_{vac} , representing the action of the communication device on the vacuum sector.

For simplicity, in the following we will assume that the vacuum sector is one-dimensional, meaning that there is a unique vacuum state $|\text{vac}\rangle$, up to global phases. In this case, the Kraus operators of the vacuum extension

$\tilde{\mathcal{C}}$ must be of the form

$$\tilde{\mathcal{C}}_i = C_i \oplus \gamma_i |\text{vac}\rangle\langle\text{vac}|, \quad (5)$$

where $\{C_i\}_{i=1}^r$ is a Kraus representation of \mathcal{C} , and $\{\gamma_i\}_{i=1}^r$ are complex amplitudes, hereafter called the *vacuum amplitudes* of \mathcal{C} .

Note that the vacuum extension is not uniquely specified by the channel \mathcal{C} : it depends on the choice of Kraus representation *and* on the choice of vacuum amplitudes. Physically, the vacuum extension is the complete description of the communication channel available to the sender and receiver, and its specification is part of the specification of the communication scenario. It is important to stress that specifying the vacuum extension does not mean specifying the full unitary realisation of the channel \mathcal{C} . Thanks to this fact, our communication model maintains a separation between the system and its environment, which potentially can be under the control of an adversary. The relation between the vacuum extension and the unitary realisation is discussed in Appendix B, where we also provide the characterisation of all possible vacuum extensions of a given channel with vacuum sectors of arbitrary dimension.

The vacuum extensions of a given channel form a convex set. Its extreme points correspond to vacuum extensions that are free from classical randomness. In Appendix C we characterise the extreme vacuum extensions of a given channel, proving bounds on the number of linearly independent Kraus operators and on the structure of the vacuum amplitudes. This characterisation is useful for the study of various communication capacities, which are typically convex functions of the corresponding quantum channels [5].

D. The superposition of two independent channels

We now provide a canonical way to define the superposition of two channels that act independently on their inputs. The idea is that physical systems always come in alternative to the vacuum: given two systems A and B , we can model this alternative with the extended systems $\tilde{A} := A \oplus \text{Vac}$ and $\tilde{B} := B \oplus \text{Vac}$. Then, we consider the composite system $\tilde{A} \otimes \tilde{B}$. Such a system contains a no-particle sector $\text{Vac} \otimes \text{Vac}$, a one-particle sector $(A \otimes \text{Vac}) \oplus (\text{Vac} \otimes B)$, and a two-particle sector $A \otimes B$. In particular, the one-particle sector is isomorphic to the direct sum $A \oplus B$.

Given two quantum channels \mathcal{A} and \mathcal{B} , and two fixed vacuum extensions $\tilde{\mathcal{A}}$ and $\tilde{\mathcal{B}}$, we define the canonical superposition of \mathcal{A} and \mathcal{B} as the restriction of the product channel $\tilde{\mathcal{A}} \otimes \tilde{\mathcal{B}}$ to the one-particle sector $(A \otimes \text{Vac}) \oplus (\text{Vac} \otimes B)$. More formally:

Definition 3. *The canonical superposition of channels \mathcal{A} and \mathcal{B} is the channel*

$$\mathcal{S}_{\tilde{\mathcal{A}}, \tilde{\mathcal{B}}} := \mathcal{V}^\dagger \circ (\tilde{\mathcal{A}} \otimes \tilde{\mathcal{B}}) \circ \mathcal{V}, \quad (6)$$

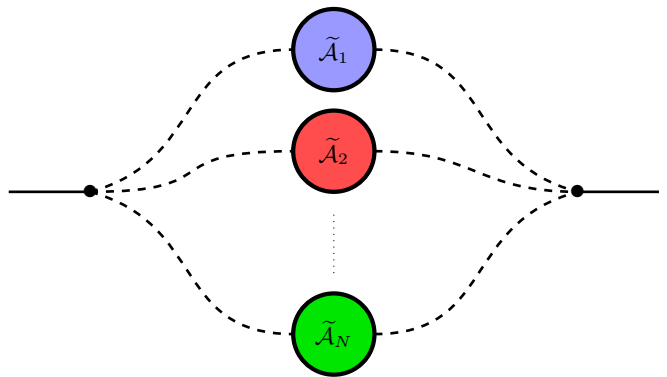


FIG. 2: *Transmission of a message, encoded in the quantum state ρ , through a superposition of N independent channels. The state branches out according to its sectors, with the j -th branch evolving through channel $\tilde{\mathcal{A}}_j$. The outputs are finally recombined to form the overall output of the superposition channel.*

where \mathcal{V} and \mathcal{V}^\dagger are the quantum channels $\mathcal{V}(\cdot) := V(\cdot)V^\dagger$, $\mathcal{V}^\dagger(\cdot) := V^\dagger(\cdot)V$, and V is the unitary operator $V : \mathcal{H}_A \oplus \mathcal{H}_B \rightarrow (\mathcal{H}_A \otimes \mathcal{H}_{\text{Vac}}) \oplus (\mathcal{H}_{\text{Vac}} \otimes \mathcal{H}_B)$, defined by the relation

$$V(|\alpha\rangle \oplus |\beta\rangle) := (|\alpha\rangle \otimes |\text{vac}\rangle) \oplus (|\text{vac}\rangle \otimes |\beta\rangle), \quad (7)$$

for every $|\alpha\rangle$ in \mathcal{H}_A and every $|\beta\rangle$ in \mathcal{H}_B .

Note that the canonical superposition is a function of the vacuum extensions $\tilde{\mathcal{A}}$ and $\tilde{\mathcal{B}}$. The expression “superposition of channels \mathcal{A} and \mathcal{B} ” is just a shorthand for the “superposition channels \mathcal{A} and \mathcal{B} specified by the vacuum extensions $\tilde{\mathcal{A}}$ and $\tilde{\mathcal{B}}$ ”.

The Kraus operators of the canonical superposition are given by

$$S_{ij} = A_i \beta_j \oplus \alpha_i B_j, \quad (8)$$

where α_i and β_j are the vacuum amplitudes associated to channels \mathcal{A} and \mathcal{B} , respectively.

E. Superposition of multiple independent channels

The generalisation to superpositions of more than two channels is immediate: the canonical superposition of channels $\mathcal{A}^{(1)}, \dots, \mathcal{A}^{(N)}$ is the channel with Kraus operators

$$S_{i_1 \dots i_N} = \bigoplus_{j=1}^N \alpha_{i_1}^{(1)} \dots \alpha_{i_{j-1}}^{(j-1)} A_{i_j}^{(j)} \alpha_{i_{j+1}}^{(j+1)} \dots \alpha_{i_N}^{(N)}, \quad (9)$$

where $\{A_{i_j}^{(j)}\}$ is a Kraus representation of the j -th channel, and $\{\alpha_{i_j}^{(j)}\}$ the corresponding vacuum amplitudes. This is illustrated in Figure 2.

Physically, the above Kraus operators describe a coherent superposition of scenarios where the j -th process takes place on a one-particle input, while the remaining $N - 1$ processes happen on the vacuum. The canonical superposition generates a superposition of channels that act independently of each other. More general superpositions, involving correlated channels will be defined in Section IV.

III. COMMUNICATION THROUGH A SUPERPOSITION OF INDEPENDENT CHANNELS

In this section we formulate a communication model where information can be transmitted simultaneously through multiple independent channels. The central idea of this model is to maintain a separation of roles between the internal degrees of freedom, in which information is encoded, and the external degrees of freedom, which control the path of the information in space. The separation is enforced by requiring that the encoding of information does not allow for signalling from the message to the external degrees of freedom. The general model is illustrated in a number of examples, highlighting some counterintuitive features of the superposition of independent channels.

A. Communication model with coherent control over independent transmission lines

Here we develop a model of communication where the information carrier can travel along multiple alternative paths, experiencing independent noisy processes. In the typical scenario, the paths are spatially separated, meaning that they visit non-overlapping regions of space.

To illustrate the model, we consider the simplest scenario of one-shot communication from a single sender to a single receiver. The sender has a message, represented by a quantum state ρ of some abstract quantum system Q (the “message system”). The message is encoded in the state of a quantum system M , which can be transmitted through one of two alternative communication devices. The action of the communication devices on $\text{St}(M)$ is described by quantum channels \mathcal{A} and \mathcal{B} . We denote the input of the channels \mathcal{A} and \mathcal{B} as A and B , respectively, with $A \simeq B \simeq M$.

When the message is not sent through a channel, the input of that channel is the vacuum. The full description of the communication devices is provided by the vacuum extensions $\tilde{\mathcal{A}}$ and $\tilde{\mathcal{B}}$, acting on the extended systems $\tilde{A} = A \oplus \text{Vac}$ and $\tilde{B} = B \oplus \text{Vac}$. The channels $\tilde{\mathcal{A}}$ and $\tilde{\mathcal{B}}$ are assumed to be independent, meaning that the evolution of the composite system $\tilde{A} \otimes \tilde{B}$ is the product channel $\tilde{\mathcal{A}} \otimes \tilde{\mathcal{B}}$.

In order to transmit the message, the sender puts the quantum system M in a superposition of being in the

port A and in the port B . Mathematically, this means that the state of the abstract system M is encoded into the one-particle subspace $(A \otimes \text{Vac}) \oplus (\text{Vac} \otimes B)$.

Since the sectors A and B are both isomorphic to M , the one-particle subspace is isomorphic to $M \otimes P$, where P is a qubit, physically interpreted as the “path” of the particle, or the “external degree of freedom”. The isomorphism is set by the unitary gate U defined as

$$\begin{aligned} U(|\psi\rangle \otimes |0\rangle) &:= |\psi\rangle \otimes |\text{Vac}\rangle \\ U(|\psi\rangle \otimes |1\rangle) &:= |\text{Vac}\rangle \otimes |\psi\rangle, \end{aligned} \quad (10)$$

where the basis states $|0\rangle$ and $|1\rangle$ correspond to the two alternative paths that the particle can take. Hence, the encoding operation can be described by a quantum channel

$$\mathcal{E} : \text{St}(Q) \rightarrow \text{St}(M \otimes P), \quad (11)$$

which “uploads” the state of the abstract quantum system Q onto the state of a quantum particle with both internal and external degrees of freedom. We demand that the encoding does not put information about the message on the path, meaning that the encoding channel \mathcal{E} satisfies the no-signalling condition

$$\text{Tr}_M [\mathcal{E}(\rho)] = \text{Tr}_M [\mathcal{E}(\sigma)] \quad \forall \rho, \sigma \in \text{St}(Q). \quad (12)$$

The role of the no signalling condition will further be discussed in the next Subsection.

After the message is encoded, it is sent through the channels $\tilde{\mathcal{A}}$ and $\tilde{\mathcal{B}}$. The transmission is described by the canonical superposition

$$S = \mathcal{U}^\dagger (\tilde{\mathcal{A}} \otimes \tilde{\mathcal{B}}) \mathcal{U}, \quad (13)$$

and has Kraus operators

$$S_{ij} = A_i \beta_j \otimes |0\rangle\langle 0| + \alpha_i B_j \otimes |1\rangle\langle 1|, \quad (14)$$

where $\{\alpha_i\}$ and $\{\beta_j\}$ are the vacuum amplitudes of channels \mathcal{A} and \mathcal{B} , respectively.

Finally, the receiver will perform a decoding operation, described by a quantum channel $\mathcal{D} : \text{St}(M \otimes P) \rightarrow \text{St}(Q)$. The whole communication protocol is described in Figure 3. In the following we specify the requirement that the encoding operations must satisfy.

1. No-signalling vs signalling encodings

In a *bona fide* second-quantised Shannon theory, there must be a clear separation between the role of the internal degrees of freedom (in which information is encoded) and the role of the external degrees of freedom (along which information propagates). These two types of degrees of freedom can interact as a result of the motion of the information carrier in space, but should maintain distinct roles when the sender uses them to encode information.

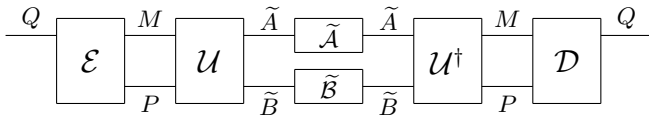


FIG. 3: *Communication through two independent channels on two alternative paths.* The sender uses the encoding channel \mathcal{E} to encode the state of a quantum system Q into the composite system $M \otimes P$, representing a quantum particle with M as internal degree of freedom and with P as external degree of freedom. The unitary channel \mathcal{U} maps the composite system $M \otimes P$ into the one-particle subspace of the composite system $\tilde{A} \otimes \tilde{B}$, on which the channels \tilde{A} and \tilde{B} act. Finally, the unitary channel \mathcal{U}^\dagger converts the output back into the system $M \otimes P$ and the decoding channel \mathcal{D} outputs the decoded state of system Q .

The separation of roles between internal and external degrees of freedom is not automatically guaranteed. For example, if no restriction is imposed, the sender could trivially send a bit to the receiver by encoding the value of the bit in the path: the sender could encode the bit value 0 into the state $|\psi_0\rangle \otimes |0\rangle$ and the bit value 1 into the state $|\psi_1\rangle \otimes |1\rangle$, which remain orthogonal when the particle is sent through the channel [cf. Equations (13) and (14)].

Using the path as an additional information carrier may be convenient in certain situations, but it is not relevant from the point of view of second-quantised Shannon theory, as it only describes standard communication scenarios using a larger system as information carrier.

The condition that the encoding operation must not signal to the path rules out a number of communication protocols based on “quantum superposition of circuits”, which one may be tempted to consider based on some formal similarities with our model. One way one might be led to consider such protocols is the following. The canonical superposition of channels can be formally reproduced by the controlled circuit in Figure 4. Here, a control qubit decides the application of a SWAP operation, determining which of the two channels \tilde{A} and \tilde{B} receives a particle as its input.

One choice of encoding is to initialise the control system in a fixed state ω . In this way, the encoding channel is

$$\mathcal{E}(\rho) = \text{CSWAP}(\rho \otimes |\text{Vac}\rangle\langle\text{Vac}| \otimes \omega) \text{CSWAP}. \quad (15)$$

Since the vacuum is orthogonal to all states used to encode the message, this encoding operation satisfies the no-signalling condition (12): no information flows from the two information-carrying systems (represented by the two top wires in Figure 4) and the path (represented by the bottom wire).

Extrapolating from Figure 4, one may be tempted to consider a similarly-looking setup, where *two* particles are sent to the input ports of channels \tilde{A} and \tilde{B} , as in Figure 5. In this case, using controlled- SWAP operations does lead to signalling, due to the possibility of perform-

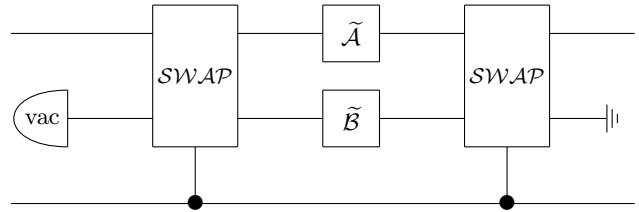


FIG. 4: *A circuit diagram depicting the canonical superposition of two channels along two paths, implemented using a controlled- SWAP operation.* The state of the system goes through either channel \tilde{A} or \tilde{B} depending on the state of the control system, while the other channel takes the vacuum as input. At the output, the vacuum is discarded.

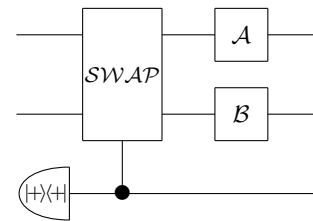


FIG. 5: *Bypassing noise via the SWAP test.* A two-qubit message undergoes a SWAP controlled by the path. Using the SWAP test, this encoding can transfer one bit from the message to the path, thus bypassing channels \mathcal{A} and \mathcal{B} . This signalling encoding is forbidden by our model.

ing a SWAP test [31]. Explicitly, suppose that the two inputs are two qubits, prepared either in a symmetric state $|\Phi^+\rangle = \text{SWAP}|\Phi^+\rangle$ or in an antisymmetric state $|\Phi^-\rangle = -\text{SWAP}|\Phi^-\rangle$. Then, the control swap operation transforms the input states $|\Phi^\pm\rangle \otimes |+\rangle$ into the states $|\Phi^\pm\rangle \otimes |\pm\rangle$, transferring a bit of information from the message to the control qubit. This bit reaches the receiver *independently of channels \mathcal{A} and \mathcal{B}* . Since the control qubit is unaffected by noise, this type of encoding bypasses any noisy process occurring on the system.

Another example of trivial communication protocol using control systems is the CNOT gate. Suppose that a NOT operation is applied to a target qubit, depending on the

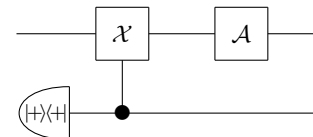


FIG. 6: *Bypassing noise via phase kickback.* A single-qubit message undergoes a bit flip \mathcal{X} controlled by the path. This encoding can transfer one bit from the message to the path, exploiting the phase kickback of the CNOT gate. The transfer of information to the path trivialises the communication protocol, making the communication channel \mathcal{A} irrelevant.

state of a control qubit, as in Figure 6. The roles of the control and the target in the CNOT gate can be exchanged, as shown explicitly by the relation

$$\begin{aligned} \text{CNOT} &= I \otimes |0\rangle\langle 0| + X \otimes |1\rangle\langle 1| \\ &= |+\rangle\langle +| \otimes I + |-\rangle\langle -| \otimes Z, \end{aligned} \quad (16)$$

expressing the phase kickback of the CNOT gate [20]. Hence, a CNOT applied to the states $|\pm\rangle \otimes |+\rangle$, will generate the states $|\pm\rangle \otimes |\pm\rangle$, transferring one bit of information from the target to the control. This is another example of signalling encoding that can be used to transfer classical information, independently of the noisy channel acting on the target qubit. Also in this case, the ability to communicate is an artifact of the signalling from the target to the control, which is exploited by the sender to pass information through a noiseless communication channel.

2. Communication capacities assisted by superposition of paths

When a particle is sent through a superposition of two channels using a product encoding, its internal degree of freedom undergoes an *effective channel* $\mathcal{S}_{\tilde{\mathcal{A}},\tilde{\mathcal{B}},\omega}$, given by

$$\mathcal{S}_{\tilde{\mathcal{A}},\tilde{\mathcal{B}},\omega}(\rho) := \mathcal{S}_{\tilde{\mathcal{A}},\tilde{\mathcal{B}}}(\rho \otimes \omega), \quad (17)$$

where ω is the initial state of the path, and $\mathcal{S}_{\tilde{\mathcal{A}},\tilde{\mathcal{B}}}$ is the canonical superposition (13). One can then study the communication capacities of the effective channel. Such capacities would give the maximum rate at which the sender and receiver can communicate reliably using two alternative transmission lines $\tilde{\mathcal{A}}$ and $\tilde{\mathcal{B}}$ and the assistance of the superposition of two paths.

An interesting special case is $\tilde{\mathcal{A}} = \tilde{\mathcal{B}}$, meaning that the particle can travel through two identical transmission lines. More generally, the sender could send a single particle along one of N identical transmission lines. Clearly, the capacity is a non-decreasing function of N . Note that here N is the number of paths that are coherent within each other, while the capacity can be regarded as the amount of transmitted information per particle in the asymptotic limit where $k \rightarrow \infty$ particles are sent through kN transmission lines.

B. Examples

The communication model defined in the previous Subsection allows for new communication protocols that are not possible in the conventional, first-quantised Shannon theory. Some examples that fit in this model have been recently presented in [13]. Here we illustrate a few new examples, some of which exhibit rather striking features.

1. Classical communication through pure erasure channels

Suppose that a sender and a receiver have access to two communication channels, \mathcal{A} and \mathcal{B} , each of which acts on the message as a complete erasure $\mathcal{E}(\rho) = |\psi_0\rangle\langle\psi_0|$, i.e. $\mathcal{A} = \mathcal{B} = \mathcal{E}$. Clearly, no information can be sent to the receiver using a conventional communication protocol using the two channels \mathcal{A} and \mathcal{B} in a definite configuration. Now, suppose that the sender sends the message in a superposition of travelling through \mathcal{A} and travelling through \mathcal{B} , initialising the path in the state $|+\rangle = (|0\rangle + |1\rangle)/\sqrt{2}$. The output state, computed according to (14), is

$$\begin{aligned} \mathcal{C}(\rho \otimes |+\rangle\langle +|) &= |\psi_0\rangle\langle\psi_0| \otimes \left(p|+\rangle\langle +| + (1-p)\frac{I}{2} \right), \\ p &= \langle\alpha|\rho|\alpha\rangle, \quad |\alpha\rangle = \sum_i \alpha_i |i\rangle, \end{aligned} \quad (18)$$

where we assumed a vacuum extension with Kraus operators $\{|\psi_0\rangle\langle i| \oplus \alpha_i |\text{Vac}\rangle\langle\text{Vac}|\}_{i=1}^d$ for the erasure channel \mathcal{E} . Since the output state depends on the input, the receiver will be able to decode some of the information in the original message. Precisely, the overall channel from the sender's input ρ to the receiver's output is a measure and re-prepare channel, equivalent to the orthogonal measurement with projectors $\{|\alpha\rangle\langle\alpha|, I - |\alpha\rangle\langle\alpha|\}$ followed by a re-preparation of the states $|+\rangle\langle +|$ or $I/2$, depending on the outcome. In turn, this channel is equivalent to a classical binary asymmetric channel, with 0 mapped deterministically to 0, and 1 mapped to a uniform mixture of 0 and 1. The capacity of this channel, also known as the Z channel, is $\log_2(5/4) \approx .32$ [32] and can be achieved using polar codes [33]. In the quantum setting, the sender has only to encode 0 in the state $|\alpha\rangle$ and 1 in an orthogonal state $|\alpha_\perp\rangle$, and then use the optimal classical coding strategy to achieve the capacity.

2. Quantum communication through entanglement-breaking channels

In the previous example quantum communication is not possible, because the overall channel (18) is entanglement-breaking [34]), and all such channels have zero quantum capacity [35]. Examples where the superposition of channels enables quantum communication do exist, however. Before showing an explicit example, it is useful to get some general insight into the superposition of two identical channels. Suppose that a message propagates in superposition through two transmission lines, each described by the same channel \mathcal{A} . Assuming that the path is initialised in the state $|+\rangle$, a message encoded into the input state ρ is transformed into the output state

$$\begin{aligned} \mathcal{C}(\rho \otimes |+\rangle\langle +|) &= \frac{\mathcal{A}(\rho) + F\rho F^\dagger}{2} \otimes |+\rangle\langle +| \\ &\quad + \frac{\mathcal{A}(\rho) - F\rho F^\dagger}{2} \otimes |-\rangle\langle -|, \end{aligned} \quad (19)$$

where $F = \sum_i \bar{\alpha}_i A_i$ depends on the vacuum extension of \mathcal{A} . By measuring in the Fourier basis $\{|+\rangle, |-\rangle\}$, the receiver can separate the two quantum operations $\mathcal{Q}_\pm = (\mathcal{A} \pm F \cdot F^\dagger)/2$. The outcome $+$ heralds a constructive interference among the noise processes along the two paths, while the outcome $-$ heralds a destructive interference. This observation is the working principle of the error filtration technique of Gisin *et al* [12], which allows to probabilistically reduce the noise by selecting events where one of the two operations \mathcal{Q}_\pm is less noisy than the original channel.

Equation (19) offers several important insights. First, it shows that the constraint that the receiver can only measure the path is not a restriction when the message is sent through two identical channels. Indeed, the path degree of freedom is already in diagonal in the Fourier basis, and therefore there is no difference between measurements and global decoding operations. Second, Equation (19) shows that it is sometimes possible to obtain a noiseless probabilistic transmission of the quantum state, thanks to the destructive interference term $\mathcal{A} - F \cdot F^\dagger$. For example, consider the complete decoherence channel $\mathcal{D}(\rho) = |0\rangle\langle 0|\rho|0\rangle\langle 0| + |1\rangle\langle 1|\rho|1\rangle\langle 1|$, which *per se* cannot transmit any quantum information. Assuming a vacuum extension with Kraus operators $\{|i\rangle\langle i| \oplus \frac{1}{\sqrt{2}}|\text{vac}\rangle\langle \text{vac}|\}_{i=0}^1$, we obtain $F = I/\sqrt{2}$, and the destructive interference term is proportional to the unitary gate $Z = |0\rangle\langle 0| - |1\rangle\langle 1|$. The probability of the destructive interference is $1/4$, meaning that the superposition of channels allows us to transmit a single qubit 25% of the times. In the remaining cases, one has constructive interference, and the conditional evolution of the message amounts to the phase flip channel $\mathcal{P}(\rho) = \frac{2}{3}\rho + \frac{1}{3}Z\rho Z$, whose quantum capacity is $1 - h(1/3) \approx .08$ with $h(x) = -x \log_2 x - (1-x) \log_2 (1-x)$ being the binary entropy [5].

It is worth noting that the superposition of independent noisy channels never leads to a noiseless communication channel. Indeed, in order for the superposition channel (19) to be perfectly correctable, both maps $\mathcal{A} \pm F\rho F^\dagger$ must be proportional to unitary channels. However, the map $\mathcal{A} + F \cdot F^\dagger$ is proportional to a unitary gate if and only if the original channel \mathcal{A} was a unitary gate itself. In fact, the same result holds for the superposition of two different channels \mathcal{A} and \mathcal{B} , and more generally, of N independent channels: superpositions of independent noisy channels never lead to a noiseless channel [16].

3. Perfect communication through asymptotically many paths

It is interesting to see what happens when a single particle is sent through N identical and independent transmission lines, each described by the same channel \mathcal{A} . Initialising the path in the maximally coherent state

$|e_0\rangle = \sum_{k=0}^{N-1} |k\rangle/\sqrt{N}$ we obtain the output state

$$\begin{aligned} \mathcal{C}(\rho \otimes |e_0\rangle\langle e_0|) &= \frac{\mathcal{A}(\rho) + (N-1)F\rho F^\dagger}{N} \otimes |e_0\rangle\langle e_0| \\ &\quad + \frac{\mathcal{A}(\rho) - F\rho F^\dagger}{N} \otimes (I - |e_0\rangle\langle e_0|). \end{aligned} \quad (20)$$

Again, the state of the path is diagonal in the Fourier basis, and one has the possibility of constructive and destructive interference. In the large N limit the channel tends to become a mixture of the two quantum operations $F \cdot F^\dagger$ and $\mathcal{A} - F \cdot F^\dagger$. This limiting behavior leads to striking results: For a pure erasure qubit channel, perfect classical communication is achieved in the limit $N \rightarrow \infty$. For the complete dephasing qubit channel, perfect quantum communication is achieved for $N \rightarrow \infty$. For the complete depolarising channel $\mathcal{C}(\rho) = I/d$, noiseless quantum communication with probability 25% becomes possible in the limit if one has access to the vacuum extension $\tilde{\mathcal{C}}(\cdot) = \sum_i \tilde{\mathcal{C}}_i \cdot \tilde{\mathcal{C}}_i$ with $\tilde{\mathcal{C}}_0 = (I \oplus 1)/2$, $\tilde{\mathcal{C}}_1 = (X \oplus i)/2$, $\tilde{\mathcal{C}}_2 = (Y \oplus i)/2$, and $\tilde{\mathcal{C}}_3 = (Z \oplus i)/2$. In this case, the vacuum interference term is proportional to a unitary gate, as one has $F = (\cos\theta I - i \sin\theta S)/2$, with $\cos\theta = 1/2$ and $S = (X + Y + Z)/\sqrt{3}$.

IV. COMMUNICATION THROUGH A SUPERPOSITION OF CORRELATED CHANNELS

Here we extend the second-quantised framework for quantum communication to scenarios where a particle experiences correlated channels on alternative paths. We consider first correlations in space, and then correlations in time.

A. Spatially correlated channels

When a particle travels through a given region, its internal degree of freedom interacts with degrees of freedom in that region, which play the role of a local environment E . Without loss of generality, the interaction can be modelled as a unitary channel \mathcal{V} , acting jointly on M and E . When no particle travels on the path, we assume that the state of the environment remains unchanged. This can be modelled by extending the unitary channel \mathcal{V} to a unitary channel $\tilde{\mathcal{V}}$ acting on the extended system $\tilde{M} \otimes E$, in such a way that

$$\tilde{\mathcal{V}}(|\text{Vac}\rangle\langle \text{Vac}| \otimes \eta) = |\text{Vac}\rangle\langle \text{Vac}| \otimes \eta \quad \forall \eta \in \text{St}(E). \quad (21)$$

Now, suppose that a particle can be sent through two alternative paths, interacting with correlated environments as in Figure 7. Along the two paths, the particle

can interact with two environments, E and F , which may have previously interacted with each other. As a result of the previous interaction, the two environments may be in a correlated state σ_{EF} . We denote by A and B the input systems on the two paths ($A \simeq B \simeq M$) and by \tilde{V}_{AE} and \tilde{W}_{BF} the unitary channels describing the interaction with the environments E and F , respectively. Then, the evolution of the particle is described by the effective channel

$$\mathcal{C}(\rho \otimes \omega) = \mathcal{U}^\dagger \left(\text{Tr}_{EF} \left\{ (\tilde{V}_{AE} \otimes \tilde{W}_{BF}) [\mathcal{U}(\rho \otimes \omega) \otimes \sigma_{EF}] \right\} \right), \quad (22)$$

where \mathcal{U} is the unitary channel that implements the isomorphism between the “message + path” system $M \otimes P$ and the one-particle subspace $(A \otimes \text{Vac}) \oplus (\text{Vac} \otimes B)$ [cf. Eq. (10)].

The generalisation to $N \geq 2$ paths is immediate: the local environments on the N paths can be generally in an N -partite correlated state, and the interaction between a particle on a path and the corresponding environment is modelled by a local unitary channel.

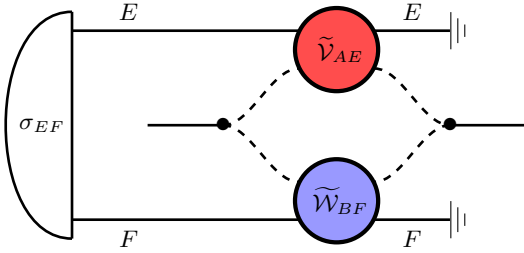


FIG. 7: Quantum particle travelling through two alternative paths, interacting with two correlated environments E and F . The two environments are in a correlated state σ_{EF} as the result of a previous interaction. Each environment interacts locally with particle via a unitary channel (\tilde{V}_{AE} and \tilde{W}_{BF} in the picture). After the interactions, the environments are discarded and the paths of the particle are recombined.

Let us see an example in the simple case $N = 2$. Suppose that the environments E and F are isomorphic, and their initial state is the classically correlated state $\sigma_{EF} = \sum_i p_i |i\rangle\langle i| \otimes |i\rangle\langle i|$. We take the interactions with the two environments to be identical, and to be described by the control unitary channel $\tilde{V}_{AE} = \tilde{W}_{BF}$ with unitary operator

$$\tilde{V} = \left(\sum_i U_i \otimes |i\rangle\langle i| \right) \oplus \left(|\text{Vac}\rangle\langle \text{Vac}| \otimes I \right). \quad (23)$$

With these settings, the effective channel (22) takes the form

$$\mathcal{C} = \mathcal{R} \otimes \mathcal{I}_P, \quad (24)$$

where $\mathcal{R} = \sum_i p_i \mathcal{U}_i$ is the random-unitary channel that performs the unitary gate U_i with probability p_i , and \mathcal{I}_P is the identity on the path.

Note how the correlations between the channels on two paths result into a product action of the effective channel (24), which acts non-trivially only on the internal degree of freedom of the particle. In contrast, if there are no correlations between the channels on the paths, the effective channel generally creates correlations between the path and the internal degree of freedom.

The above example shows that pre-established correlations between the environments on the two paths can realise every random unitary channel on the internal degree of freedom, leaving the path degree of freedom untouched. It is worth stressing that this is not the case for all quantum channels. There exist channels \mathcal{R} such that the product channel $\mathcal{R} \otimes \mathcal{I}_P$ does not arise from local operations and prestablished correlations. One example is the complete erasure channel:

Proposition 1. *Let $\mathcal{E}_0(\cdot) = |\psi_0\rangle\langle\psi_0| \text{Tr}[\cdot]$ be an erasure channel on the internal degree of freedom M . Then, the channel $\mathcal{C} = \mathcal{E}_0 \otimes \mathcal{I}_P$ does not admit a realisation of the form (22).*

The proof is given in Appendix E. The intuition behind the proof is that a complete erasure channel transfers all the information from the message to the environment. Due to the no-cloning theorem, it is impossible to have a complete transfer of information taking place simultaneously in two spatially separated regions, even if the environments in these regions are correlated. In general, the product channel $\mathcal{R} \otimes \mathcal{I}_P$ represents two overlapping paths, going through the *same* region and interacting with the same environment.

B. Channels with correlations in time: the example of the quantum SWITCH

In the previous Section, we analysed situations where the correlations in the noise on two paths are induced by preexisting correlations of the two local environments. Here we consider a scenario where the local environments are uncorrelated, but exhibit correlations in time.

We illustrate the main ideas through an example. Suppose that a quantum particle can visit two regions, R_A and R_B , following the two alternative paths shown in Figure 8. Region R_A contains a quantum system E in some initial state η_E , while region R_B contains another quantum system F in the state η_F . When the information carrier visits one region, it interacts with the corresponding system, thereby experiencing a noisy channel. Let us denote the two channels as $\mathcal{A}(\cdot) = \text{Tr}_E[V_{AE}(\cdot \otimes \eta_E)V_{AE}^\dagger]$ and $\mathcal{B}(\cdot) = \text{Tr}_F[V_{BF}(\cdot \otimes \eta_F)V_{BF}^\dagger]$. In general, the state of a local environment at later times will be correlated with the state of the same environment at earlier times. In particular, suppose that systems E and F act as ideal quantum memories, whose quantum state does not change in time unless the information carrier interacts with them. Then, a path visiting region R_A before region R_B will result in

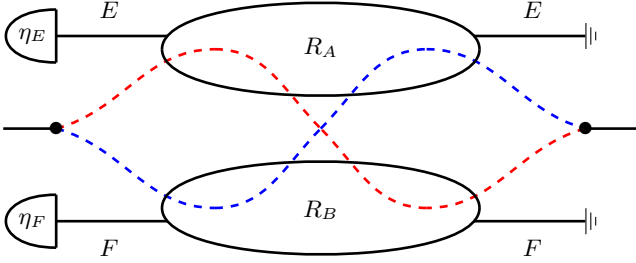


FIG. 8: *Quantum particle visiting two spatial regions in two alternative orders.* The particle can travel in a superposition of two alternative paths (in red and blue, respectively), visiting either region R_A before region R_B , or vice-versa. In each region, the particle interacts with a local environment, initially in the state η_E for region R_A and in the state η_F for region R_B . The state of each local environment at later times is generally correlated with the state of the environment at earlier times. After the particle emerges from the two regions, the alternative paths are recombined and the environments are discarded.

the channel $\mathcal{B} \circ \mathcal{A}$, while a path visiting region R_B before region R_A will result in channel $\mathcal{A} \circ \mathcal{B}$, as in Figure 8.

The evolution of a particle sent through the two paths in a superposition is determined by the vacuum extensions of the unitary channels $\mathcal{V}_{AE}(\cdot) = V_{AE} \cdot V_{AE}^\dagger$ and $\mathcal{W}_{BF}(\cdot) = W_{BF} \cdot W_{BF}^\dagger$, denoted as $\tilde{\mathcal{V}}_{AE}$ and $\tilde{\mathcal{W}}_{BF}$, respectively. The quantum circuit describing the propagation of the particle is illustrated in Figure 9, and the corresponding quantum evolution is described by the effective channel

$$\begin{aligned} \mathcal{S}(\mathcal{A}, \mathcal{B})(\rho \otimes \omega) \\ = \mathcal{U}^\dagger \left(\text{Tr}_{EF} \{ (\tilde{\mathcal{V}}_{AE} \otimes \tilde{\mathcal{W}}_{BF}) [\mathcal{U}(\rho \otimes \omega) \otimes \eta_E \otimes \eta_F] \} \right), \end{aligned} \quad (25)$$

where the unitary channel \mathcal{U} implements the isomorphism between $M \otimes P$ and the one-particle subspace $(A \otimes \text{Vac}) \oplus (\text{Vac} \otimes B)$ [cf. Eq. (10)]. The effective channel $\mathcal{S}(\mathcal{A}, \mathcal{B})$ has Kraus operators

$$S_{ij} = A_i B_j \otimes |0\rangle\langle 0| + B_j A_i \otimes |1\rangle\langle 1|, \quad (26)$$

where $\{A_i\}$ and $\{B_j\}$ are Kraus representations for channels \mathcal{A} and \mathcal{B} , respectively. Note that the channel $\mathcal{S}(\mathcal{A}, \mathcal{B})$ depends only on the channels \mathcal{A} and \mathcal{B} , and not on their vacuum extension: the particular type of time-correlations in the circuit of Figure 9 are such that the dependence on the vacuum extension is erased.

The channel (25) is equal to the output of the *quantum SWITCH* [10], *i.e.* the higher-order quantum operation that takes the two channels \mathcal{A} and \mathcal{B} and combines them into the channel $\mathcal{S}(\mathcal{A}, \mathcal{B})$. Using the direct sum notation

$$S_{ij} = A_i B_j \oplus B_j A_i \quad (27)$$

we can see that the switched channel $\mathcal{S}(\mathcal{A}, \mathcal{B})$ is a (correlated) superposition of the channels $\mathcal{A} \circ \mathcal{B}$ and $\mathcal{B} \circ \mathcal{A}$, in the sense of our general Definition 1.

It is important to stress the difference between the circuit in Figure 9 and the quantum SWITCH as an abstract higher-order operation. The circuit in Figure 9 shows how to generate the switched channel $\mathcal{S}(\mathcal{A}, \mathcal{B})$ starting from two channels with an internal memory and with access to the vacuum extension. The quantum SWITCH is the abstract higher-order map that takes two ordinary channels \mathcal{A} and \mathcal{B} as input and generates the switched channel $\mathcal{S}(\mathcal{A}, \mathcal{B})$ as output. The SWITCH map $\mathcal{S} : (\mathcal{A}, \mathcal{B}) \mapsto \mathcal{S}(\mathcal{A}, \mathcal{B})$ admits different physical realisations, which are generally different from the circuit in Figure 9. For example, another circuitual implementation of the switched channel $\mathcal{S}(\mathcal{A}, \mathcal{B})$ was proposed by Oreškov in Ref. [36]. The SWITCH also admits realisations based on exotic physics, such as superposition of spacetimes [37, 38] and closed timelike curves [10]. The importance of the circuitual realisations, such as that in Figure 9, lies in the fact that they can be implemented with existing photonic technologies, thereby allowing the implementation of communication protocols built from the quantum SWITCH [18, 19].

In a similar vein, it is important to stress the difference between the communication model proposed in this paper and the model of quantum communication with superposition of orders introduced by Ebler, Salek, and Chiribella (ESC) in Ref. [14]. The ESC model describes an abstract resource theory where an agent (e.g. a communication company) builds a quantum communication network from a given set of quantum channels, using allowed higher-order operations, described by quantum supermaps [10, 29, 30]. The purpose of the model is to analyse how the ability to combine quantum channels through the quantum SWITCH affects their communication capability. The set of allowed operations includes composition in parallel, sequence, and through the quantum SWITCH [14], without assuming a specific implementation of the quantum SWITCH. This makes the theory applicable not only to standard quantum theory, but also to future extensions of it to new spacetime scenarios, involving e.g. superposition of spacetimes [37, 38] or closed timelike curves [10]. In contrast, the second-quantised model proposed in our paper refers to the known physics of quantum particles propagating in a well-defined background spacetime.

The realisation of the switched channel $\mathcal{S}(\mathcal{A}, \mathcal{B})$ in Figure 9 can be easily extended from two to $N \geq 2$ independent channels. In a communication scenario, this realisation has the following features:

1. The encoding operations do not induce signalling from the message to the path. For example, the encoding operation in Figure 9 is simply $\mathcal{E}(\rho) = \rho \otimes \omega$, with the path in the fixed state ω .
2. Also the intermediate operations between two subsequent time steps do not induce signalling from the message to the path. In Figure 9, the intermediate operation is a SWAP gate, which takes the output of region R_A (R_B) and routes it to region

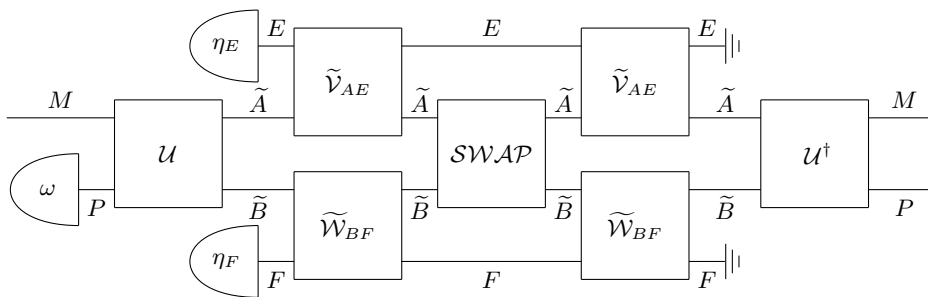


FIG. 9: *Effective evolution of a particle travelling through regions with time-correlated environments.* The path P is initialised in the state ω . Depending on the state of the path, the message M is routed to one of two spatially separated regions, where it interacts either with the environment E or with the environment F , respectively. The interaction is modelled by unitary channels \tilde{V}_{AE} and \tilde{W}_{BF} , which act trivially when their input is in the vacuum state. When the particle emerges from one region it is routed to the other region by a SWAP operation. Finally, the message emerges from the two regions, generally with its internal and external degrees of freedom correlated. The overall evolution reproduces the output of the quantum SWITCH [10].

R_B (R_A). In terms of the “message + path” bipartition, the SWAP gate is just a bit flip on the path, namely $U^\dagger \text{SWAP} U = I_M \otimes X_P$. This is important, because it means that the intermediate operation SWAP respects the separation between internal and external degrees of freedom. We can think of the intermediate operation as implemented by a repeater, which receives the output systems of the first time step and converts them into the input of the second time step.

3. The realisation of the switched channel $\mathcal{S}(\mathcal{A}, \mathcal{B})$ and of its N -channel generalisations is independent of the specific way in which the channels are realised through interactions with the environment. For example, the net result of the circuit in Figure 9 is independent on the unitary channels \tilde{V}_{AE} and \tilde{W}_{BF} , as long as they are local vacuum extensions of two unitary evolutions that give rise to channels \mathcal{A} and \mathcal{B} . Physically, this means that the only assumption in the realisation of the switched channel $\mathcal{S}(\mathcal{A}, \mathcal{B})$ is that the state of the environment remains unchanged in the lack of interactions with the system.
4. The realisation of the quantum SWITCH in Figure 9, and its generalisation to N channels, offers more than just the switched channel $\mathcal{S}(\mathcal{A}, \mathcal{B})$: it also gives us a vacuum extension. This is important because it makes the superposition of orders *composable*, in the sense that it can be combined with the superposition of paths.

C. Communication model with time-correlated channels

In the previous section we gave a physical model for the realisation of time-correlated channels through inter-

actions with an environment. It is important to stress, however, that the superposition of time-correlated channels can be realised without access to the environment.

Generally, correlations between multiple time steps can be described as *quantum memory channels* [39] and can be conveniently represented with the framework of quantum combs [30, 40]. Crucially, the framework of quantum combs does not need the specification of the internal memories. In a communication scenario, this means that the communication resources can be described purely in terms of the local input/output systems available to the communicating parties, without the need of specifying the details of the interactions with the environment.

An example of a communication protocol using a superposition of two channels with memory is shown in Figure 10. Each channel has T pairs of input/output systems, whose evolution is correlated by an internal memory. Each input system can either carry a message or be in the vacuum. The communication protocol works as follows:

1. The sender encodes a quantum system Q in the one-particle subspace of the system $\tilde{A}_1^{\text{in}} \otimes \tilde{B}_1^{\text{in}}$, representing the inputs of the first time step. The encoding operation is required to be no-signalling from the message to the path.
2. The communication channel transfers information from the first input system $\tilde{A}_1^{\text{in}} \otimes \tilde{B}_1^{\text{in}}$ to the first output system $\tilde{A}_1^{\text{out}} \otimes \tilde{B}_1^{\text{out}}$, which is received by a repeater. The repeater implements the operation \mathcal{R}_1 , which relays the message to the second input system $\tilde{A}_2^{\text{in}} \otimes \tilde{B}_2^{\text{in}}$. The repeater operation is required to be no-signalling from the internal to the external degree of freedom, namely

$$\text{Tr}_M[U^\dagger \mathcal{R}_1 U(\rho \otimes \omega)] = \mathcal{P}(\omega), \quad (28)$$

where \mathcal{P} is a quantum channel acting only on the path degree of freedom P (for simplicity, we assume here that the inputs and output systems at all steps are isomorphic to M).

3. The journey of the message to the receiver continues through T time steps, alternating transmissions and repeaters. Eventually, the message reaches the receiver, who performs a decoding operation \mathcal{D} .

We finally mention that the correlations in time, represented by quantum memory channels/quantum combs, and the correlations in space, represented by shared states, can be combined together, giving rise to rather complex patterns of correlated channels through which information can travel in a superposition of paths.

D. Examples

Several examples of Shannon-theoretic advantages of the quantum SWITCH have been recently presented, both for classical [14, 18] and for quantum communication [15, 16]. Here we briefly highlight the main features, also providing a new example of classical communication involving the superposition of two pure erasure channels.

1. Self-switching

Quite counterintuitively, switching a quantum channel with itself gives rise to a number of non-trivial phenomena. Suppose that a quantum system A is sent through two independent uses of the same channel \mathcal{A} , with the control qubit in the $|+\rangle$ state. When the message is prepared in the input state ρ , the output state is

$$\begin{aligned} \mathcal{S}(\mathcal{A}, \mathcal{A})(\rho \otimes |+\rangle\langle +|) &= \mathcal{C}_+(\rho) \otimes |+\rangle\langle +| + \mathcal{C}_-(\rho) \otimes |-\rangle\langle -| \\ \mathcal{C}_+(\rho) &= \frac{1}{4} \sum_{i,j} \{A_i, A_j\} \rho \{A_i, A_j\}^\dagger \\ \mathcal{C}_-(\rho) &= \frac{1}{4} \sum_{i,j} [A_i, A_j] \rho [A_i, A_j]^\dagger, \end{aligned} \quad (29)$$

where $\{A_i\}$ is any Kraus representation of channel \mathcal{A} , while $[A, B]$ and $\{A, B\}$ denote the commutator and anti-commutator, respectively.

Equation (29) gives a number of insights into the scenarios where the quantum SWITCH offers advantages. First of all, note that the action of the quantum SWITCH is trivial if the Kraus operators of channel \mathcal{A} commute with one another. In that case, \mathcal{C}_+ is equal to \mathcal{A}^2 , while \mathcal{C}_- is zero. Instead, non-trivial effects take place when some of the operators anticommute. For example, suppose that \mathcal{A} is a pure erasure channel, viz. $\mathcal{A}(\rho) = |\psi_0\rangle\langle\psi_0|$ for every state ρ . Then, the self-switching for-

mula (29) yields the output state

$$\begin{aligned} \mathcal{S}(\mathcal{A}, \mathcal{A})(\rho \otimes |+\rangle\langle +|) &= |\psi_0\rangle\langle\psi_0| \otimes \left[p|+\rangle\langle +| + (1-p)\frac{I}{2} \right] \\ p &= \langle\psi_0|\rho|\psi_0\rangle. \end{aligned} \quad (30)$$

The resulting communication channel is identical to the communication channel in Eq. (18), and its classical capacity is $\log_2(5/4) \approx .32$.

2. Perfect communication through a coherent superposition of orders

Another consequence of the self-switching formula (29), is that one can have obtain a perfect quantum communication using a noisy channel \mathcal{A} . A qubit example was recently discovered in [16] and involves the random unitary channel $\mathcal{A} = 1/2(\mathcal{X} + \mathcal{Y})$, with $\mathcal{X} = X \cdot X$ and $\mathcal{Y} = Y \cdot Y$. With this choice, the channels \mathcal{C}_+ and \mathcal{C}_- in the self-switching formula (29) are the identity or the phase flip channel $\mathcal{Z} = Z \cdot Z$, respectively. Hence, perfect communication can be achieved by measuring the path and conditionally performing a correction operation on the message. More generally, it is clear that the same effect takes place for a random-unitary channel that performs either the unitary gate U or the unitary gate V , provided that the conditions $U^2 = V^2$ and $\{U, V\} = 0$ are satisfied.

V. CONCLUSIONS

We developed a framework describing communication protocols where information can propagate along a superposition of multiple paths, experiencing either independent or uncorrelated processes along them. Central to our framework is a separation between the internal and external degrees of freedom of the information carrier. Information is encoded only in the internal degrees of freedom, while its propagation is determined by the state of the external degrees of freedom. As information propagates in space and time, the internal and external degrees of freedom become correlated, and such correlations can be exploited by a receiver to enhance their ability to decode the sender's message. Several examples have been provided, including protocols for classical communication with pure erasure channels and for quantum communication with entanglement-breaking channels.

Our basic model assumed that the external degrees of freedom are not subject to noise. This assumption can be easily relaxed by introducing noisy channels, such as dephasing or loss of particles along different paths. An important direction for future research is to quantify how much noise can be tolerated while still having an advantage over conventional communication protocols where information travels along a single, well-defined path.

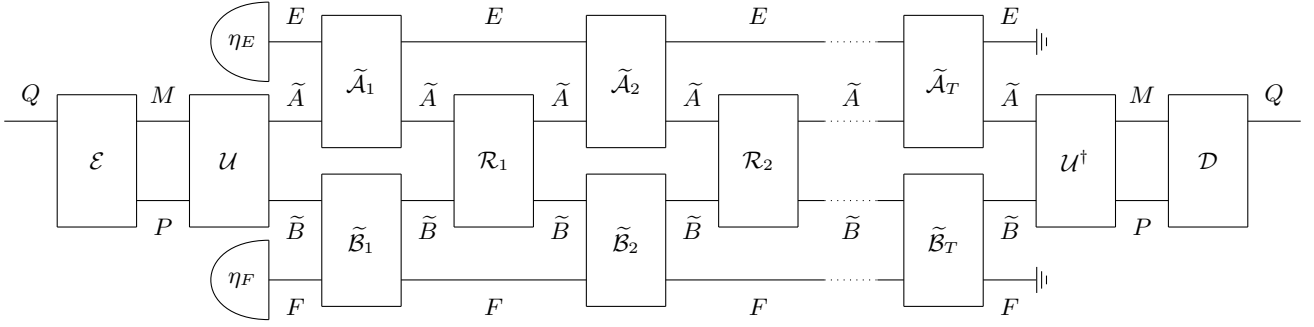


FIG. 10: *Superposition of two quantum memory channels.* The state of a quantum system Q is encoded into a quantum particle, with internal degree of freedom M (“message”) and external degree of freedom P (“path”). The composite system $M \otimes P$ is then mapped onto the one-particle subspace of the composite system $\tilde{A} \otimes \tilde{B}$ by the unitary channel \mathcal{U} . Channels $\tilde{A}_i, \tilde{B}_i, i \in \{1, 2, \dots, T\}$ are then applied to the composite systems $E \otimes \tilde{A}$ and $F \otimes \tilde{B}$, respectively, where E and F are internal memories. Between each successive pair of channels \tilde{A}_i, \tilde{B}_i , a repeater \mathcal{R}_i acts on the system $\tilde{A} \otimes \tilde{B}$, preparing the input for the next step. After T iterations, the decoding operation \mathcal{D} converts the output back into system Q .

The step from a first to a second quantisation is in tune with other recent developments in quantum Shannon theory, such as the study of network scenarios [41]. As technology advances towards the realisation of quantum communication networks, we expect that scenarios involving the superpositions of paths in space and time will become accessible, enabling new communication protocols as well as new fundamental experiments of quantum mechanics in spacetime.

Acknowledgments

This work is supported by the National Natural Science Foundation of China through grant 11675136, the Croucher Foundation, John Templeton Foundation, Project 60609, Quantum Causal Structures, the Cana-

dian Institute for Advanced Research (CIFAR), the Hong Research Grant Council through grant 17326616, and the Foundational Questions Institute through grant FQXi-RFP3-1325. HK is supported by funding from the UK EPSRC. This publication was made possible through the support of a grant from the John Templeton Foundation. The opinions expressed in this publication are those of the authors and do not necessarily reflect the views of the John Templeton Foundation. GC is indebted to S Popescu, B Schumacher, and P Skrzypczyk for stimulating discussions on the relation between error filtration [12] and communication protocols using the quantum SWITCH [14]. Discussions with R Renner, P Grangier, A Steinberg, O Oreshkov, R Spekkens, D Schmidt, C Zoufal, D Ebler, S Salek, V Giovannetti, L Rozema, G Rubino, C Brukner, and P Walther are also acknowledged.

-
- [1] C. E. Shannon, *The Bell System Technical Journal* **27**, 379 (1948).
 - [2] C. E. Shannon, *IRE Transactions on Information Theory* **2**, 3 (1956).
 - [3] C. H. Bennett and G. Brassard, in *Conf. on Computers, Systems and Signal Processing (Bangalore, India, Dec. 1984)* (1984), pp. 175–9.
 - [4] A. K. Ekert, *Physical Review Letters* **67**, 661 (1991).
 - [5] M. M. Wilde, *Quantum Information Theory* (Cambridge University Press, 2013).
 - [6] R. Feynman, R. Leighton, and M. Sands, *The Feynman Lectures on Physics, vol. 3* (Addison-Wesley, 1964).
 - [7] J. A. Wheeler and W. H. Zurek, *Quantum Theory and Measurement*, vol. 49 (Princeton University Press, 2014).
 - [8] Y. Aharonov, J. Anandan, S. Popescu, and L. Vaidman, *Physical Review Letters* **64**, 2965 (1990).
 - [9] D. K. Oi, *Physical Review Letters* **91**, 067902 (2003).
 - [10] G. Chiribella, G. M. D’Ariano, P. Perinotti, and B. Valiron, *Physical Review A* **88**, 022318 (2013).
 - [11] G. Chiribella, *Physical Review A* **86**, 040301 (2012).
 - [12] N. Gisin, N. Linden, S. Massar, and S. Popescu, *Physical Review A* **72**, 012338 (2005).
 - [13] A. A. Abbott, J. Wechs, D. Horsman, M. Mhalla, and C. Branciard, arXiv preprint arXiv:1810.09826 (2018).
 - [14] D. Ebler, S. Salek, and G. Chiribella, *Physical Review Letters* **120**, 120502 (2018).
 - [15] S. Salek, D. Ebler, and G. Chiribella, arXiv preprint arXiv:1809.06655 (2018).
 - [16] G. Chiribella, M. Banik, S. S. Bhattacharya, T. Guha, M. Alimuddin, A. Roy, S. Saha, S. Agrawal, and G. Kar, arXiv preprint arXiv:1810.10457 (2018).
 - [17] L.-P. Lamoureux, E. Brainin, N. Cerf, P. Emplit, M. Haelterman, and S. Massar, *Physical Review Letters* **94**, 230501 (2005).
 - [18] K. Goswami, J. Romero, and A. White, arXiv preprint arXiv:1807.07383 (2018).
 - [19] Y. Guo, X.-M. Hu, Z.-B. Hou, H. Cao, J.-M. Cui, B.-H. Liu, Y.-F. Huang, C.-F. Li, and G.-C. Guo, arXiv preprint arXiv:1811.07526 (2018).
 - [20] R. Cleve, A. Ekert, C. Macchiavello, and M. Mosca, in

Proceedings of the Royal Society of London A: Mathematical, Physical and Engineering Sciences (The Royal Society, 1998), vol. 454, pp. 339–354.

- [21] A. S. Holevo, *Problemy Peredachi Informatsii* **8**, 62 (1972).
- [22] L. Viola, E. Knill, and R. Laflamme, *Journal of Physics A: Mathematical and General* **34**, 7067 (2001).
- [23] P. Zanardi, D. A. Lidar, and S. Lloyd, *Physical review letters* **92**, 060402 (2004).
- [24] G. Chiribella, *Entropy* **20**, 358 (2018).
- [25] A. Soeda, *Limitations on quantum subroutine designing due to the linear structure of quantum operators* (Talk at the International Conference on Quantum Information and Technology (IC- QIT), 2013).
- [26] M. Araújo, A. Feix, F. Costa, and Č. Brukner, *New Journal of Physics* **16**, 093026 (2014).
- [27] J. Thompson, K. Modi, V. Vedral, and M. Gu, *New Journal of Physics* **20**, 013004 (2018).
- [28] G. Chiribella and D. Ebler, *New Journal of Physics* **18**, 093053 (2016).
- [29] G. Chiribella, G. M. D’Ariano, and P. Perinotti, *EPL (Europhysics Letters)* **83**, 30004 (2008).
- [30] G. Chiribella, G. M. D’Ariano, and P. Perinotti, *Physical Review A* **80**, 022339 (2009).
- [31] H. Buhrman, R. Cleve, J. Watrous, and R. de Wolf, *Phys. Rev. Lett.* **87**, 167902 (2001).
- [32] T. Richardson and R. Urbanke, *Modern Coding Theory* (Cambridge University Press, 2008).
- [33] J. Honda and H. Yamamoto, *IEEE Transactions on Information Theory* **59**, 7829 (2013).
- [34] M. B. Ruskai, *Reviews in Mathematical Physics* **15**, 643 (2003).
- [35] A. S. Holevo and R. F. Werner, *Physical Review A* **63**, 032312 (2001).
- [36] O. Oreshkov, arXiv preprint arXiv:1801.07594 (2018).
- [37] L. Hardy, in *Quantum reality, relativistic causality, and closing the epistemic circle* (Springer, 2009), pp. 379–401.
- [38] M. Zych, F. Costa, I. Pikovski, and C. Brukner, arXiv preprint arXiv:1708.00248 (2017).
- [39] D. Kretschmann and R. F. Werner, *Physical Review A* **72**, 062323 (2005).
- [40] G. Chiribella, G. M. D’Ariano, and P. Perinotti, *Physical Review Letters* **101**, 060401 (2008).
- [41] D. Leung, J. Oppenheim, and A. Winter, *IEEE Transactions on Information Theory* **56**, 3478 (2010).
- [42] M.-D. Choi, *Linear Algebra and its Applications* **10**, 285 (1975).

Appendix A: Proof of Theorem 1

The starting point of the proof is the characterisation of the No Leakage Condition (1) in terms of Kraus operators.

Lemma 1. *Let $\tilde{\mathcal{C}}(\rho) = \sum_{i=1}^r \tilde{C}_i \rho \tilde{C}_i^\dagger$ be a Kraus representation of channel $\tilde{\mathcal{C}}$. Then, channel $\tilde{\mathcal{C}}$ satisfies the No Leakage Condition if and only if*

$$P_A \tilde{C}_i P_A = \tilde{C}_i P_A \quad \forall i \in \{1, \dots, r\}. \quad (\text{A1})$$

Proof. The No Leakage Condition can be rewritten as

$$\text{Tr} \left[\left(\sum_i P_A \tilde{C}_i^\dagger P_A \tilde{C}_i P_A \right) \rho \right] = \text{Tr}[P_A \rho] \quad \forall \rho \in \text{St}(A),$$

or equivalently

$$\sum_i P_A \tilde{C}_i^\dagger P_A \tilde{C}_i P_A = P_A. \quad (\text{A2})$$

On the other hand, one has the inequality

$$\begin{aligned} P_A &= P_A \left(\sum_i \tilde{C}_i^\dagger \tilde{C}_i \right) P_A \\ &= \sum_i P_A \tilde{C}_i^\dagger (P_A + P_A^\perp) \tilde{C}_i P_A \quad P_A^\perp := I - P_A \\ &\leq \sum_i P_A \tilde{C}_i^\dagger P_A \tilde{C}_i P_A, \end{aligned} \quad (\text{A3})$$

where the equality sign holds if and only if

$$\sum_i P_A \tilde{C}_i^\dagger P_A^\perp \tilde{C}_i P_A = 0, \quad (\text{A4})$$

or equivalently,

$$\sum_i \left(P_A^\perp \tilde{C}_i P_A \right)^\dagger \left(P_A^\perp \tilde{C}_i P_A \right) = 0, \quad (\text{A5})$$

Since every term in the sum is a positive semidefinite operator, the equality holds if and only if each term is zero, namely if and only if $P_A^\perp \tilde{C}_i P_A = 0$ for every i . In conclusion, we obtained

$$\begin{aligned} \tilde{C}_i P_A &= (P_A + P_A^\perp) \tilde{C}_i P_A \\ &= P_A \tilde{C}_i P_A, \end{aligned} \quad (\text{A6})$$

as stated in Equation (A1). \square

Proof of Theorem 1. $1 \implies 2$. Let $\mathcal{S} \in \text{Chan}(A \oplus B)$ be a superposition of channels $\mathcal{A} \in \text{Chan}(A)$ and $\mathcal{B} \in \text{Chan}(B)$, and let $\mathcal{S}(\rho) = \sum_i S_i \rho S_i^\dagger$ be a Kraus decomposition of \mathcal{S} . Since \mathcal{S} satisfies the No Leakage Condition for A , we must have

$$S_i P_A = P_A S_i P_A \quad \forall i \in \{1, \dots, r\}. \quad (\text{A7})$$

Similarly, since \mathcal{S} satisfies the No Leakage Condition for B , we must have

$$S_i P_B = P_B S_i P_B \quad \forall i \in \{1, \dots, r\}. \quad (\text{A8})$$

Combining Equations (A7) and (A8) we obtain $S_i = S_i(P_A + P_B) = A_i \oplus B_i$, with $A_i := P_A S_i P_A$ and $B_i := P_B S_i P_B$. Since the restriction of \mathcal{S} to sector A must be channel \mathcal{A} , we have the condition $\mathcal{S}(P_A \rho P_A) = \mathcal{A}(P_A \rho P_A)$. Hence, we conclude that $\{A_i\}_{i=1}^r$ is a Kraus representation of \mathcal{A} . Similarly, since the restriction of \mathcal{S}

to sector B must be channel \mathcal{B} , we conclude that $\{B_i\}_{i=1}^r$ must be a Kraus representation of \mathcal{B} .

2 \implies 1 is immediate.

2 \implies 3. Consider the Stinespring representation of channel \mathcal{S} , obtained by introducing an environment E of dimension r , equal to the number of Kraus operators of \mathcal{S} . Explicitly, the Stinespring representation is given by the isometry $V = \sum_{i=1}^r S_i \otimes |i\rangle$, where $\{|i\rangle\}_{i=1}^r$ is the canonical basis for E . Since each S_i is of the form $S_i = A_i \oplus B_i$, the isometry V is of the direct sum form $V = V_A \oplus V_B$, where $V_A : \mathcal{H}_A \rightarrow \mathcal{H}_A \otimes \mathcal{H}_E$ and $V_B : \mathcal{H}_B \rightarrow \mathcal{H}_B \otimes \mathcal{H}_E$ are the isometries defined as

$$V_A := \sum_i A_i \otimes |i\rangle \quad (\text{A9})$$

$$V_B := \sum_i B_i \otimes |i\rangle. \quad (\text{A10})$$

Now, each isometry V_A and V_B can be extended to a unitary U_A and U_B , so that $V_A = U_A(I_A \otimes |\eta_A\rangle)$ and $V_B = U_B(I_B \otimes |\eta_B\rangle)$, where $|\eta_A\rangle$ and $|\eta_B\rangle$ are unit vectors in \mathcal{H}_E .

Note that (i) one can choose $|\eta_A\rangle = |\eta_B\rangle = |\eta\rangle$ without loss of generality, and (ii) each unitary U_A and U_B can be realised as a time evolution for time T with Hamiltonian H_{AE} and H_{BE} , respectively. Hence, one can define the unitary evolution of the total system as $U = \exp[-i(H_{AE} \oplus H_{BE})T/\hbar] = U_A \oplus U_B$, and obtain the relation

$$\text{Tr}_E [U(\rho \otimes |\eta\rangle\langle\eta|)U^\dagger] = \sum_i S_i \rho S_i^\dagger, \quad (\text{A11})$$

with

$$\begin{aligned} S_i &:= (I_S \otimes \langle i|) U (I_S \otimes |\eta\rangle) \\ &= (I_A \otimes \langle i|) U_A (I_A \otimes |\eta\rangle) \oplus (I_B \otimes \langle i|) U_B (I_B \otimes |\eta\rangle) \\ &= (I_A \otimes \langle i|) V_A \oplus (I_B \otimes \langle i|) V_B \\ &= A_i \oplus B_i, \end{aligned} \quad (\text{A12})$$

having used Equations (A9) and (A10) in the last equality.

3 \implies 2. The proof is immediate. \square

Appendix B: Vacuum extensions with non-trivial vacuum dynamics

Let \mathcal{H}_{vac} be the vacuum sector, *i.e.* the subspace corresponding to the vacuum degrees of freedom.

Definition 4. Let $\mathcal{C} \in \text{Chan}(A)$ be a quantum channel. A vacuum extension of channel \mathcal{C} is any channel $\tilde{\mathcal{C}} \in \text{Chan}(A \oplus \text{Vac})$ such that (i) $\tilde{\mathcal{C}}$ satisfies the No Leakage Condition with respect to A and Vac , and (ii) the restriction of $\tilde{\mathcal{C}}$ to sector A is channel \mathcal{C} .

The proof of Theorem 1, provided in Appendix A, shows that every vacuum extension $\tilde{\mathcal{C}}$ must have Kraus operators of the form

$$\tilde{C}_i = C_i \oplus C_{\text{vac},i} \quad i \in \{1, \dots, r\} \quad (\text{B1})$$

where $\{C_i\}_{i=1}^r$ is a Kraus representation of \mathcal{C} and $\{C_{\text{vac},i}\}_{i=1}^r$ are Kraus operators of a channel $\mathcal{C}_{\text{vac}} \in \text{Chan}(\text{Vac})$, representing the dynamics of the vacuum sector.

The simplest case is when the vacuum does not evolve under the action of the device, in which case \mathcal{C}_{vac} is the identity channel. In this case, the Kraus operators of the vacuum extension have the simpler form

$$\tilde{C}_i = C_i \oplus \alpha_i I \quad i \in \{1, \dots, r\}, \quad (\text{B2})$$

which is essentially equivalent to a vacuum extension with a unique vacuum state (*i.e.* with $\dim(\mathcal{H}_{\text{vac}}) = 1$).

Once the vacuum extension has been fixed, one can define the superposition of two channels \mathcal{A} and \mathcal{B} in a canonical way. This is done in the following way. First, the direct sum sector $A \oplus B$ is embedded into the tensor product $\tilde{A} \otimes \tilde{B}$, with $\tilde{A} = A \oplus \text{Vac}$ and $\tilde{B} = B \oplus \text{Vac}$ using the isometry

$$\begin{aligned} V : \mathcal{H}_A \oplus \mathcal{H}_B &\rightarrow \mathcal{H}_{\tilde{A}} \otimes \mathcal{H}_{\tilde{B}} \\ |\alpha\rangle \oplus |\beta\rangle &\mapsto |\alpha\rangle \otimes |v_1\rangle \oplus |v_0\rangle \otimes |\beta\rangle, \end{aligned} \quad (\text{B3})$$

where $|v_0\rangle$ is a fixed unit vector in \mathcal{H}_{vac} .

As an inverse of the isometry $V : A \oplus B \rightarrow \tilde{A} \otimes \tilde{B}$, we use the following *vacuum-discarding map*:

Definition 5. A map $\mathcal{T} \in \text{Chan}(\tilde{A} \otimes \tilde{B}, A \oplus B)$ is a vacuum-discarding map if it has the form

$$\mathcal{T}(\rho) = \mathcal{T}^{\text{succ}}(\rho) + \mathcal{T}^{\text{fail}}(\rho), \quad (\text{B4})$$

where $\mathcal{T}^{\text{succ}}$ is the quantum operation with Kraus operators

$$T_k^{\text{succ}} = P_A \otimes \langle v_k| \oplus \langle v_k| \otimes P_B, \quad (\text{B5})$$

$\{|v_k\rangle\}_{k=1}^{d_{\text{vac}}}$ being an orthonormal basis for the vacuum subspace, and $\mathcal{T}^{\text{fail}}(\rho) = (1 - \text{Tr}[P_{\text{succ}} \rho]) |\psi_0\rangle\langle\psi_0|$, where $|\psi_0\rangle$ is a fixed vector in $\mathcal{H}_A \oplus \mathcal{H}_B$ and $P_{\text{succ}} := P_A \otimes P_{\text{vac}} + P_{\text{vac}} \otimes P_B$.

Physically, the map \mathcal{T} inverts the isometry V when the total system is in the one-particle sector $(A \otimes \text{Vac}) \oplus (\text{Vac} \otimes B)$, and outputs a “failure state” $|\psi_0\rangle$ when the system is in the two-particles or zero-particle sectors. Note that the definition of the map $\mathcal{T}^{\text{succ}}$ is independent of the choice of orthonormal basis $\{|v_i\rangle\}$ for the vacuum subspace.

Using the above notions, we provide the canonical superposition of two channels:

Definition 6 (Canonical superposition). Let $\mathcal{A} \in \text{Chan}(A)$ and $\mathcal{B} \in \text{Chan}(B)$ be two quantum channels

with vacuum extensions $\tilde{\mathcal{A}}$ and $\tilde{\mathcal{B}}$, respectively. Then, the canonical superposition of \mathcal{A} and \mathcal{B} is the quantum channel $\mathcal{S} \in \text{Chan}(A \oplus B)$ defined by

$$\mathcal{S} := \mathcal{T} \circ (\tilde{\mathcal{A}} \otimes \tilde{\mathcal{B}}) \circ \mathcal{V}, \quad (\text{B6})$$

with $\mathcal{V}(\cdot) := V \cdot V^\dagger$.

Using the definition (B6), one can express the canonical superposition as

$$\begin{aligned} \mathcal{S}(\rho) = & \mathcal{A}(P_A \rho P_A) \oplus \mathcal{B}(P_B \rho P_B) + \\ & + \sum_{i,j} A_i \rho B_j^\dagger \langle v_0 | A_{\text{Vac},i}^\dagger B_{\text{Vac},j} | v_0 \rangle \\ & + \sum_{i,j} B_j \rho A_i^\dagger \langle v_0 | B_{\text{Vac},j}^\dagger A_{\text{Vac},i} | v_0 \rangle. \end{aligned} \quad (\text{B7})$$

The merit of this expression is that it shows how the interference between the two channels \mathcal{A} and \mathcal{B} is mediated by the vacuum. More explicitly, the canonical superposition has a Kraus representation of the form

$$S_{ijk} = A_i \beta_{jk} \oplus B_j \alpha_{ik}, \quad (\text{B8})$$

where $\{A_i\}$ and $\{B_j\}$ are the Kraus representations used in the definition of the vacuum extensions $\tilde{\mathcal{A}}$ and $\tilde{\mathcal{B}}$, respectively, and

$$\alpha_{ik} := \langle v_k | A_{\text{Vac},i} | v_0 \rangle \quad \text{and} \quad \beta_{jk} := \langle v_k | B_{\text{Vac},j} | v_0 \rangle,$$

where $\{A_{\text{Vac},i}\}$ and $\{B_{\text{Vac},j}\}$ are the Kraus representations of the vacuum dynamics associated to the extensions $\tilde{\mathcal{A}}$ and $\tilde{\mathcal{B}}$, respectively.

We have seen that every vacuum extension leads to a superposition of channels with Kraus operators as in Equation (B8). It is worth noting that the converse also holds:

Proposition 2. *Let $\{A_i\}_{i=1}^{r_A}$ and $\{B_j\}_{j=1}^{r_B}$ be Kraus decompositions for \mathcal{A} and \mathcal{B} , respectively, and let $\{\alpha_{ik}\}_{i \in \{1, \dots, r_A\}, k \in \{1, \dots, v\}}$ and $\{\beta_{jk}\}_{j \in \{1, \dots, r_B\}, k \in \{1, \dots, v\}}$ be complex numbers such that $\sum_{i,k} |\alpha_{i,k}|^2 = \sum_{j,k} |\beta_{j,k}|^2 = 1$. Then there exist two vacuum extensions $\tilde{\mathcal{A}}$ and $\tilde{\mathcal{B}}$, with v -dimensional vacuum sector, such that the Kraus operators $S_{ijk} := A_i \beta_{jk} \oplus B_j \alpha_{ik}$ define a canonical superposition of channels \mathcal{A} and \mathcal{B} .*

Proof. Define the probabilities $p_i := \sum_k |\alpha_{i,k}|^2$ and $q_j := \sum_k |\beta_{j,k}|^2$ and the unit vectors

$$|\alpha_i^{(1)}\rangle := \frac{\sum_k \alpha_{i,k} |v_k\rangle}{\sqrt{p_i}} \quad \text{and} \quad |\beta_j^{(1)}\rangle := \frac{\sum_k \beta_{j,k} |v_k\rangle}{\sqrt{q_j}}. \quad (\text{B9})$$

Then, we can define the Kraus operators

$$\begin{aligned} A_{\text{Vac},i} &:= \sqrt{p_i} U_{A,i} & U_{A,i} &:= \sum_{k=1}^v |\alpha_i^{(k)}\rangle \langle v_k| \\ B_{\text{Vac},j} &:= \sqrt{q_j} U_{B,j} & U_{B,j} &:= \sum_{k=1}^v |\beta_j^{(k)}\rangle \langle v_k|, \end{aligned} \quad (\text{B10})$$

where, for every fixed i and j , $\{|\alpha_i^{(k)}\rangle\}$ and $\{|\beta_j^{(k)}\rangle\}$ are two orthonormal bases containing the vectors $|\alpha_i^{(1)}\rangle$ and $|\beta_j^{(1)}\rangle$, respectively. Then, $\{A_{\text{Vac},i}\}$ and $\{B_{\text{Vac},j}\}$ are the Kraus representations of two (random-unitary) channels acting on the vacuum. The thesis follows by defining the vacuum extensions $\tilde{\mathcal{A}}$ and $\tilde{\mathcal{B}}$ through their Kraus representations $\tilde{A}_i := A_i \oplus A_{\text{Vac},i}$ and $\tilde{B}_j := B_j \oplus B_{\text{Vac},j}$, and by setting the initial state of the vacuum to $|v_0\rangle := |v_1\rangle$. \square

Appendix C: Extreme vacuum extensions

The vacuum extensions of a given channel \mathcal{C} form a convex set, denoted as $\text{Vac}(\mathcal{C}, v)$ where v is the dimension of the vacuum subspace. The extreme points of the set are characterised by a straightforward generalisation of Choi's theorem:

Proposition 3 (Extreme vacuum extensions). *Let $\tilde{\mathcal{C}} \in \text{Chan}(A \oplus \text{Vac})$ be a vacuum extension of \mathcal{C} with v -dimensional vacuum subspace, and let $\tilde{C}_i = C_i \oplus C_{\text{Vac},i}$, $i \in \{1, \dots, r\}$ be linearly independent Kraus operators for $\tilde{\mathcal{C}}$. The channel $\tilde{\mathcal{C}}$ is an extreme point of $\text{Vac}(\mathcal{C}, v)$ if and only if the operators $\{C_j^\dagger C_i \oplus C_{\text{Vac},j}^\dagger C_{\text{Vac},i}\}_{i,j \in \{1, \dots, r\}}$ are linearly independent.*

Proof. Channel $\tilde{\mathcal{C}}$ is an extreme point if and only if no pair of channels $\tilde{\mathcal{C}}_1 \in \text{Vac}(\mathcal{C}, v)$ and $\tilde{\mathcal{C}}_2 \in \text{Vac}(\mathcal{C}, v)$ exist such that $\tilde{\mathcal{C}} = (\tilde{\mathcal{C}}_1 + \tilde{\mathcal{C}}_2)/2$. Equivalently, channel $\tilde{\mathcal{C}}$ is an extreme point if and only if there exists no Hermitian-preserving map \mathcal{P} such that $\tilde{\mathcal{C}} \pm \mathcal{P}$ is in $\text{Vac}(\mathcal{C}, v)$. Now, the same argument of Choi's theorem [42] shows that the maps $\tilde{\mathcal{C}} \pm \mathcal{P}$ are completely positive if and only if the map \mathcal{P} is of the form $\mathcal{P}(\rho) = \sum_{i,j} p_{ij} \tilde{C}_i \rho \tilde{C}_j^\dagger$. Then, the maps $\tilde{\mathcal{C}} \pm \mathcal{P}$ are trace-preserving if and only if $\sum_{i,j} p_{ij} \tilde{C}_j^\dagger \tilde{C}_i = 0$. This condition implies the condition $\mathcal{P} = 0$ if and only if the operators $\{\tilde{C}_j^\dagger \tilde{C}_i\}_{i,j=1}^r$ are linearly independent. The condition in Proposition 3 then follows from the block diagonal form (B1). \square

Proposition 3 yields several necessary conditions for a vacuum extension to be extreme.

Proposition 4. *Let $\tilde{\mathcal{C}} \in \text{Chan}(A \oplus \text{Vac})$ be a vacuum extension of \mathcal{C} with v -dimensional vacuum subspace, let $\tilde{C}_i = C_i \oplus C_{\text{Vac},i}$, $i \in \{1, \dots, r\}$ be linearly independent Kraus operators for $\tilde{\mathcal{C}}$, and let L be the number of linearly independent operators in the set $\{C_j^\dagger C_i\}_{i,j=1}^r$. If $\tilde{\mathcal{C}}$ is an extreme vacuum extension, then the bound $r^2 \leq L + v^2$ holds.*

Proof. Let us use the shorthand notation $(i, j) := k$, $O_k := C_j^\dagger C_i$, and $O_{\text{Vac},k} = C_{\text{Vac},j}^\dagger C_{\text{Vac},i}$. Let S be a set of values of k such that the operators $\{O_k, k \in S\}$ are linearly independent. Every operator O_l with $l \notin S$

\mathcal{S} can be decomposed as $O_l = \sum_{k \in \mathcal{S}} \lambda_{lk} O_k$. Now, let $\{c_k\}$ be coefficients such that $\sum_k c_k (O_k \oplus O_{\text{Vac},k}) = 0$. Projecting on the subspace \mathcal{H}_A , we obtain the condition

$$\sum_{k \in \mathcal{S}} \left(c_k + \sum_{l \notin \mathcal{S}} c_l \lambda_{lk} \right) O_k = 0, \quad (\text{C1})$$

which implies

$$c_k = - \sum_{l \notin \mathcal{S}} c_l \lambda_{lk} \quad \forall k \in \mathcal{S}. \quad (\text{C2})$$

Projecting on the subspace \mathcal{H}_{Vac} and using relation (C2), we obtain the condition

$$\sum_{l \notin \mathcal{S}} c_l A_l = 0 \quad (\text{C3})$$

$$A_l := O_{\text{Vac},l} - \sum_{k \in \mathcal{S}} \lambda_{lk} O_{\text{Vac},k}. \quad (\text{C4})$$

Now, if the number of terms in the sum (C3) is $r^2 - L$. If such number is larger than v^2 , then some of the operators $\{A_l\}_{l \notin \mathcal{S}}$ must be linearly independent, and therefore there exists non-zero coefficients $\{c_l\}_{l \notin \mathcal{S}}$ such that Equation (C3) holds. Hence, an extreme vacuum extension must satisfy the relation $r^2 - L \leq v^2$. \square

An easy corollary is that the evolution of the system and the evolution of the vacuum must be coherent with one another, meaning that the Kraus operators $\tilde{C}_i = C_i \oplus C_{\text{Vac},i}$ cannot be separated into a set with $C_i = 0$ and another set with $C_{\text{Vac},i} = 0$. Quantitatively, we have the following

Proposition 5. *Let $\tilde{\mathcal{C}} \in \text{Chan}(A \oplus \text{Vac})$ be a vacuum extension of \mathcal{C} with v -dimensional vacuum subspace, let $\tilde{C}_i = C_i \oplus C_{\text{Vac},i}$, $i \in \{1, \dots, r\}$ be linearly independent Kraus operators for $\tilde{\mathcal{C}}$, and let z be the number of values of i such that $C_i = 0$. If $\tilde{\mathcal{C}}$ is an extreme vacuum extension, then the bound $z(z+2) \leq v^2$. In particular, for one-dimensional vacuum ($v=1$), none of the Kraus operators C_i can be zero.*

Proof. Since z Kraus operators are null, the number of linearly independent operators of the form $\{C_j^\dagger C_i\}$ is at most $(r-z)^2$. Hence, Proposition 4 implies the bound $r^2 \leq (r-z)^2 + v^2$, which implies

$$2rz \leq z^2 + v^2. \quad (\text{C5})$$

Now, since $\tilde{\mathcal{C}}$ is trace-preserving, there exists at least one value of i such that $C_i \neq 0$. Hence, $r \geq z+1$ and one has $z(z+2) \leq v^2$. \square

Appendix D: Vacuum extensions and unitary dilations

Here we clarify the relation between the superposition of channels defined through their action on the vacuum

and the superposition of channels defined through their unitary implementation.

Oi [9] defined the superposition of two channels $\mathcal{A} \in \text{Chan}(S)$ and $\mathcal{B} \in \text{Chan}(S)$ in terms of their unitary implementations

$$\mathcal{A}(\rho) = \text{Tr}_E \left[U_{SE} (\rho \otimes |\eta\rangle\langle\eta|) U_{SE}^\dagger \right] \quad (\text{D1})$$

$$\mathcal{B}(\rho) = \text{Tr}_F \left[V_{SF} (\rho \otimes |\phi\rangle\langle\phi|) V_{SF}^\dagger \right], \quad (\text{D2})$$

where E and F are quantum systems (the ‘‘environments’’ for \mathcal{A} and \mathcal{B} , respectively), and U and V are unitary operations, representing the joint evolution of system and environment, and $|\eta\rangle$ and $|\phi\rangle$ are initial pure states of the environments E and F , respectively. The superposition of channels \mathcal{A} and \mathcal{B} is defined as the channel \mathcal{S} , taking in input system S and a control qubit C , and satisfying the relation

$$\mathcal{S}_{\text{Oi}}(\rho_S \otimes \rho_C) := \text{Tr}_{EF} \left[W(\rho_S \otimes |\eta\rangle\langle\eta| \otimes |\phi\rangle\langle\phi| \otimes \rho_C) W^\dagger \right]$$

with

$$W = \left(U_{SE} \otimes I_F \otimes |0\rangle\langle 0| \right) + \left(V_{SF} \otimes I_E \otimes |1\rangle\langle 1| \right). \quad (\text{D3})$$

Here we extend Oi’s definition to the case of channels \mathcal{A} and \mathcal{B} acting on generally different systems A and B . In this case, the unitary implementations read

$$\mathcal{A}(\rho) = \text{Tr}_E \left[U_{AE} (\rho \otimes |\eta\rangle\langle\eta|) U_{AE}^\dagger \right] \quad (\text{D4})$$

$$\mathcal{B}(\rho) = \text{Tr}_F \left[V_{BF} (\rho \otimes |\phi\rangle\langle\phi|) V_{BF}^\dagger \right], \quad (\text{D5})$$

and the superposition is the channel $\mathcal{S} \in \text{Chan}(A \oplus B)$ defined as

$$\mathcal{S}_{\text{Oi}}(\rho) := \text{Tr}_E \text{Tr}_F \left[W(\rho \otimes |\eta\rangle\langle\eta| \otimes |\phi\rangle\langle\phi|) W^\dagger \right] \quad (\text{D6})$$

with

$$W = (U_{AE} \otimes I_F) \oplus (V_{BF} \otimes I_E). \quad (\text{D7})$$

We now show that the superpositions of channels arising from Oi’s definition coincide with the canonical superpositions defined in this paper, provided that the vacuum is one-dimensional. More generally, we have the following

Theorem 2. *The following are equivalent:*

1. channel \mathcal{S} is a canonical superposition of channels \mathcal{A} and \mathcal{B} , with vacuum subspace of dimension v
2. channel \mathcal{S} has the unitary realisation of the form

$$\mathcal{S}(\rho) := \text{Tr}_E \text{Tr}_F \left[W(\rho \otimes |\eta\rangle\langle\eta| \otimes |\phi\rangle\langle\phi| \otimes |\gamma\rangle\langle\gamma|) W^\dagger \right] \quad (\text{D8})$$

where G is a v -dimensional system, $|\gamma\rangle$ is a fixed pure state of G , and

$$W = (U_{AE} \otimes U_{FG}) \oplus (V_{BF} \otimes V_{EG}). \quad (\text{D9})$$

Here, $(U_{AE}, |\eta\rangle)$ is a unitary extension of \mathcal{A} , $(V_{BF}, |\phi\rangle)$ is a unitary extension of \mathcal{B} , and U_{FG} and V_{EG} are unitary operators.

Proof. $1 \implies 2$. Suppose that \mathcal{S} is a canonical superposition with v -dimensional vacuum. Then, \mathcal{S} has Kraus operators of the form $S_{ijk} = A_i \beta_{jk} \oplus B_j \alpha_{ik}$, where $\{A_i\}$ and $\{B_j\}$ are Kraus operators of \mathcal{A} and \mathcal{B} , respectively, while $\{\alpha_{ik}\}$ and $\{\beta_{jk}\}$ are complex amplitudes, cf. Eq. (B8). Then, one can construct a Stinespring isometry for \mathcal{S} as

$$\begin{aligned} V &= \sum_{ijk} S_{ijk} \otimes |i\rangle_E \otimes |j\rangle_F \otimes |k\rangle_G \\ &= (V_{\mathcal{A}} \otimes |\beta\rangle_{FG}) \oplus (V_{\mathcal{B}} \otimes |\alpha\rangle_{EG}), \end{aligned} \quad (\text{D10})$$

with

$$\begin{aligned} V_{\mathcal{A}} &:= \sum_i A_i \otimes |i\rangle_E & |\beta\rangle_{FG} &:= \sum_{j,k} \beta_{jk} |j\rangle_F \otimes |k\rangle_G \\ V_{\mathcal{B}} &:= \sum_j B_j \otimes |j\rangle_F & |\alpha\rangle_{EG} &:= \sum_{i,k} \alpha_{i,k} |i\rangle_E \otimes |k\rangle_G. \end{aligned} \quad (\text{D11})$$

For every choice of vectors $|\eta\rangle, |\phi\rangle, |\gamma\rangle$ it immediate to find unitary operators $U_{AE}, U_{FG}, V_{BF}, V_{EG}$ such that $V_{\mathcal{A}} = U_{AE}(I_A \otimes |\eta\rangle_E)$, $|\beta\rangle = U_{FG}(|\phi\rangle_F \otimes |\gamma\rangle_G)$, $V_{\mathcal{B}} = U_{BF}(I_B \otimes |\phi\rangle_F)$, and $|\alpha\rangle = V_{EG}(|\eta\rangle_E \otimes |\gamma\rangle_G)$. This implies the unitary extension (D8).

$2 \implies 1$. Suppose that channel \mathcal{S} has the unitary extension (D8). Then, it has a Stinespring isometry of the form

$$V = (V_{\mathcal{A}} \otimes |\beta\rangle_{FG}) \oplus (V_{\mathcal{B}} \otimes |\alpha\rangle_{EG}) \quad (\text{D12})$$

where $V_{\mathcal{A}}$ ($V_{\mathcal{B}}$) is a Stinespring isometry of \mathcal{A} (\mathcal{B}), while $|\alpha\rangle_{EG}$ and $|\beta\rangle_{FG}$ are pure states. Expanding on the computational basis, one obtains the Kraus operators

$$S_{ijk} = (I_S \otimes \langle i|_E \otimes \langle j|_F \otimes \langle k|_G) V = A_i \beta_{jk} \oplus B_j \alpha_{ik},$$

with $A_i := (I_A \otimes \langle i|_E) V_{\mathcal{A}}$, $B_j := (I_B \otimes \langle j|_F) V_{\mathcal{B}}$, $\alpha_{ik} := (\langle i|_E \otimes \langle k|_G) |\alpha\rangle$, and $\beta_{jk} := (\langle j|_F \otimes \langle k|_G) |\beta\rangle$. By Proposition 2 we conclude that \mathcal{S} is a canonical superposition with v -dimensional vacuum. \square

Theorem 2 shows that Oi's superpositions coincide with our canonical superpositions in the special case of one-dimensional vacuum: in this case, system G is not present and the unitaries U_{FG} and V_{EG} can be taken to be the identity without loss of generality, thus retrieving Equations (D6) and (D7).

Appendix E: Proof of Proposition 1

Proof. The proof is by contradiction. Suppose that channel \mathcal{C} has the form

$$\mathcal{C}(\rho \otimes \omega) = U^\dagger \left(\text{Tr}_{EF} \left\{ (\tilde{V}_{AE} \otimes \tilde{W}_{BF}) [\mathcal{U}(\rho \otimes \omega) \otimes \sigma_{EF}] \right\} \right) \quad (\text{E1})$$

for two suitable local vacuum extensions \tilde{V}_{AE} and \tilde{W}_{BF} , and for a suitable state σ_{EF} . Without loss of generality, we assume a pure state $\sigma_{EF} = |\Phi\rangle\langle\Phi|_{EF}$.

Now, suppose that the input state is pure, say $\rho = |\psi\rangle\langle\psi|$. For $\omega = |0\rangle\langle 0|$, one has

$$\begin{aligned} &|\psi_0\rangle\langle\psi_0| \otimes |0\rangle\langle 0| \\ &= \text{Tr}_{EF}[(\mathcal{U}_{AE} \otimes \mathcal{I}_F)(|\psi\rangle\langle\psi|_A \otimes |0\rangle\langle 0| \otimes |\Phi\rangle\langle\Phi|_{EF})]. \end{aligned} \quad (\text{E2})$$

Since the pure state $|\psi\rangle$ is generic, this condition implies

$$(U_{AE} \otimes I_F)(I_A \otimes |\Phi\rangle_{EF}) = |0\rangle_A \otimes S, \quad (\text{E3})$$

where $S : \mathcal{H}_A \rightarrow \mathcal{H}_{EF}$ is an isometry. Similarly, setting $\omega = |1\rangle\langle 1|$ yields the condition

$$(U_{BF} \otimes I_E)(I_B \otimes |\Phi\rangle_{EF}) = |0\rangle_B \otimes T, \quad (\text{E4})$$

where $T : \mathcal{H}_B \rightarrow \mathcal{H}_{EF}$ is an isometry. Furthermore, since Equation (E1) must hold for every ω , one must have $T = S$.

Equation (E3) implies that the channel $\mathcal{M}(\rho) := \text{Tr}_F[S\rho S^\dagger]$ is correctable. Similarly, Equation (E4) implies that the complementary channel $\mathcal{M}^c(\rho) := \text{Tr}_E[S\rho S^\dagger]$ is correctable. The correctability of both channels \mathcal{M} and \mathcal{M}^c is in contradiction with the no-cloning theorem. In conclusion, the channel $\mathcal{E}_0 \otimes \mathcal{I}_P$ does not admit a realisation of the form (E1). \square