

Structural transition in AuAgTe_4 under pressure

A V Ushakov¹

¹M.N. Miheev Institute of Metal Physics of Ural Branch of Russian Academy of Sciences, 620108, Ekaterinburg, Russia

E-mail: ushakov@imp.uran.ru

S V Streltsov

¹M.N. Miheev Institute of Metal Physics of Ural Branch of Russian Academy of Sciences, 620108, Ekaterinburg, Russia

²Ural Federal University, Mira St. 19, 620002 Ekaterinburg, Russia

D I Khomskii

³II. Physikalisches Institut, Universitaet zu Koeln, Zuelpicher str. 77, 50937, Koeln, Germany

Abstract. Gold is inert and forms very few compounds. One of the most interesting of those is calaverite AuTe_2 , which has incommensurate structure and which becomes superconducting when doped or under pressure. There exist a “sibling” of AuTe_2 , the mineral sylvanite AuAgTe_4 , which properties are almost unknown. In sylvanite Au and Ag ions are ordered in stripes, and Te_6 octahedra around metals are distorted in such a way that Ag becomes linearly coordinated, what is typical for Ag^{1+} , whereas Au is square coordinated – it is typical for d^8 configurations, i.e. one can assign to Au the valence 3+. Our theoretical study shows that at pressure $P_C \sim 5$ GPa there should occur in it a structural transition such that above this critical pressure Te_6 octahedra around Au and Ag become regular and practically identical. Simultaneously Te–Te dimers, existing at $P = 0$ GPa, disappear, and material from a bad metal becomes a usual metal with predominantly Te $5p$ states at the Fermi energy. We expect that, similar to AuTe_2 , AuAgTe_4 should become superconducting above P_C .

1. Introduction

Gold, despite being very inert, can produce solids with quite remarkable properties. One of the most interesting is the materials containing Au and Te – metallic alloys [1, 2], and for certain compositions – real stoichiometric chemical compounds. Among those the main attention until now was attracted to AuTe_2 – mineral calaverite (we recently predicted that also the compound with 1:1 ratio, AuTe could also exist [3]). For many years calaverite presented a puzzle for investigators. It is a rare case, of a solid having

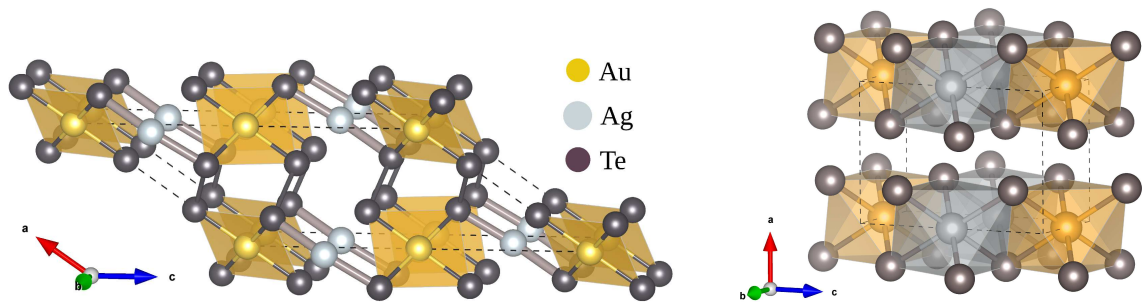


Figure 1. (color online) The crystal structure of AuAgTe_4 at room temperature and ambient pressure (left figure) and the structure obtained in GGA+SOC approximation at 5 GPa (right figure). The unit cell is marked by a dashed line. The crystal structure was drawn using VESTA [4] software.

an incommensurate crystal structure [5, 6, 7, 8]. Its puzzling behaviour was finally explained only recently [3], as a consequence of spontaneous charge disproportionation in situation with negative charge transfer gap. AuTe_2 is also interesting because it is one of very few materials containing Au which become superconducting when doped by Pd or Pt [8, 9, 10], and also under relative by small pressure of order of 2.6 GPa [12].

There exist in nature related materials, minerals muthmanite AuAgTe_2 [13, 14] and sylvanite AuAgTe_4 . In the sylvanite a half of Au in initial AuTe_2 is substituted by Ag, i.e. one has $\text{Au}_{\frac{1}{2}}\text{Ag}_{\frac{1}{2}}\text{Te}_2$ instead of AuTe_2 . Sylvanite is characterized by monoclinic space group $P2/c$ [15]. In contrast to AuTe_2 , sylvanite has a regular commensurate ordering of Au and Ag, forming stripes in triangular layers of transition metals (TM), surrounded by Te layers above and below, see Fig. 1. In this sense sylvanite may seem simpler than AuTe_2 . But it also has interesting features: similar to AuTe_2 , the average valence of Au and Ag in it is 2+, so that in this sense it may resemble a pyrite $\text{Fe}^{2+}(\text{S}_2)^{2-}$. But both Ag^{2+} and Au^{2+} are unstable and rarely seen in practice, especially Au^{2+} ; they usually have a tendency to charge disproportionate into 1+ and 3+ ionic states as it occurs e.g. in $\text{Cs}_2\text{Au}_2\text{Cl}_6$ [16]. Judging from the detailed crystal structure one can conclude that this is indeed what happens in AuAgTe_4 . Apparently here the valencies of Au and Ag are different. Ag is surrounded by compressed Te_6 octahedra, so that it practically becomes linearly coordinated (it has two short bond of 2.73 Å, two middle bonds of 2.92 Å and two long bonds of 3.22 Å). On the other hand Te_6 octahedra around Au are strongly elongated, so that Au have four short bonds of 2.67 Å (2.69 Å) and two long bonds of 3.22 Å, and is practically square-coordinated, see Fig. 1. This coordination is common for $\text{Au}^{2+}(d^9)$ or for $\text{Au}^{3+}(d^8)$ states due to a strong Jahn-Teller effect on those (note that, as we just have mentioned, chemically Au^{2+} can hardly be stabilized; and Au^{3+} is a negative charge transfer ion, so that it's real electronic configuration is in fact not d^8 , but rather $d^9\underline{L}$ or even $d^{10}\underline{L}^2$, where \underline{L} stands for a ligand hole [17, 18, 19]). Note right away that these distortions also lead to modification of Te sublattice, so that in it short Te-Te dimers are formed, with two Te's in a dimer belonging to different $M\text{Te}_2$ planes ($M = \text{Ag}, \text{Au}$). Formation of such dimers may provide a rather strong coupling

between these layers, so that AuAgTe_4 (and similarly AuTe_2) should not be treated as a van der Waals system.

In contrast to a relatively well studied AuTe_2 , AuAgTe_4 attracted much less attention. Encouraged by extraordinary properties of calaverite AuTe_2 , we undertook a theoretical investigation of sylvanite AuAgTe_4 , using ab-initio calculations, in particular studying the behaviour of this material under pressure. Quite interestingly, we found that at a pressure of about $P_C \sim 5$ GPa crystal structure of it should strongly change, so that, first of all, structural distortions disappear and $M\text{Te}_6$ octahedra around Au and Ag become regular, with equal Au–Te and Ag–Te distances; and second, despite different chemical elements, these AuTe_6 and AgTe_6 octahedra become practically identical, with the same M –Te bond lengths. Simultaneously with that Te–Te dimers disappear, so that in a sense this material under pressure becomes more two-dimensional. As to electronic structure, at ambient pressure due to Te–Te dimer formation the density of states at the Fermi energy develops a pseudogap, but at $P > P_C$ this pseudogap disappears, and this material becomes a regular metal with Te $5p$ states at the Fermi level, so that the system turns out to be a so-called p -metal [12]. We believe that these changes may lead to the formation of superconductivity at the high-pressure phase of AuAgTe_4 .

2. Calculation details

The electronic structure calculations of AuAgTe_4 were carried out using the Vienna Ab-initio Simulation Package (VASP) [20, 21]. We utilized the projector augmented-wave (PAW) method [22] with the Perdew–Burke–Ernzerhof (PBE) type of exchange–correlation functional within the General Gradient Approximation (GGA) [23]. The energy cutoff was chosen to be $E_{cutoff} = 500$ eV and $4 \times 4 \times 2$ Monkhorst-Pack grid of k-points was used during the calculations. The crystal structure was relaxed until forces falled behind 0.0005 eV/Å. The spin-orbit coupling (SOC) was included to the calculation scheme. The electron population numbers were obtained by integration within atomic spheres with radii 1.503 Å, 1.503 Å and 1.535 Å for Au, Ag and Te correspondingly around each ion.

3. Results

The partial densities of states of AuAgTe_4 at normal conditions and at 10 GPa are presented in Fig. 2(a). At ambient pressure AuAgTe_4 has a pseudogap at the Fermi energy, which is due to presence of Te-Te dimers. This can be easily seen from Fig. 3, where the crystal orbital overlap population (COOP) function for Te $5p$ states is plotted (calculated in the local density approximation using the linearized muffin-tin approximation [24]). The COOP is a very useful tool to study chemical bonding. Positive COOP corresponds to bonding, while negative to antibonding states [25]. One may see from Fig. 3, that the Fermi level is almost exactly in the place where the COOP (corresponding to the p states of nearest neighbor Te ions) changes its sign. Thus, the

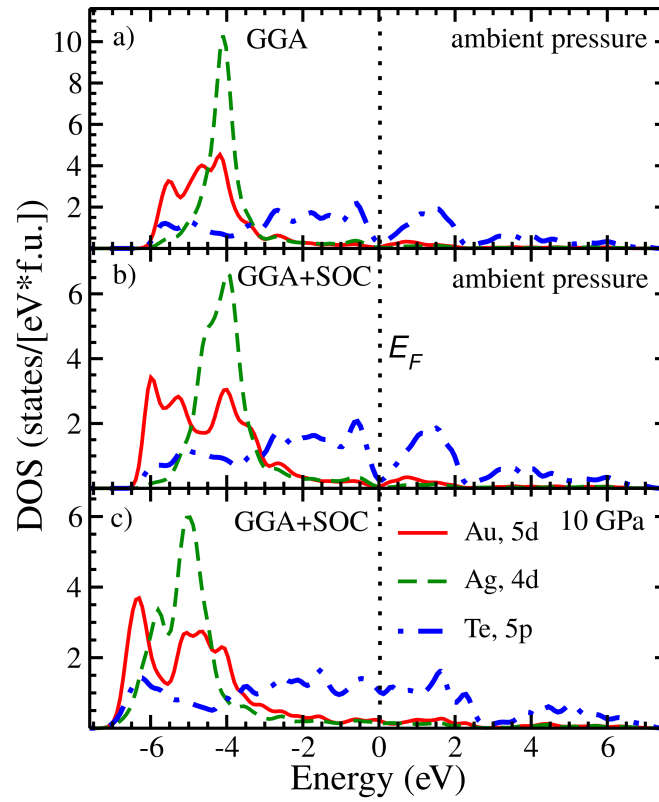


Figure 2. (color online) Partial densities of states (DOS) of AuAgTe_4 at ambient pressure and at 10 GPa in the GGA and GGA+SOC approximations. The Fermi energy is at zero.

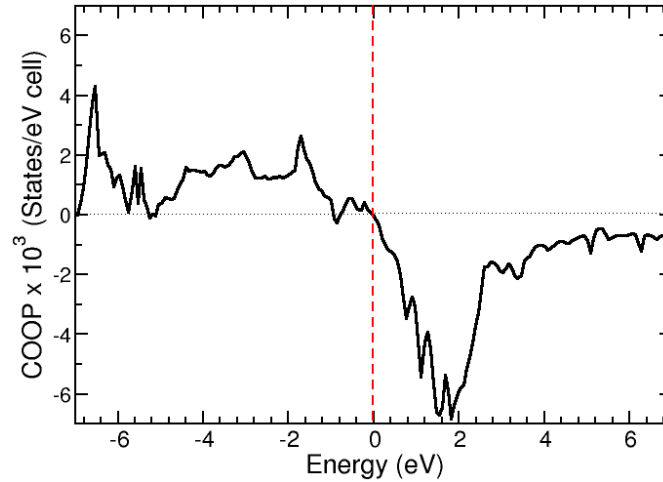


Figure 3. The crystal orbital overlap population (COOP) function of AuAgTe_4 at 0 GPa. The Fermi energy is at zero.

pseudogap in AuAgTe_4 appears due to the bonding–antibonding splitting between Te p states in the Te–Te dimer.

The width of Au $5d$ band is about 4 eV and it is broader than Ag $4d$ one on

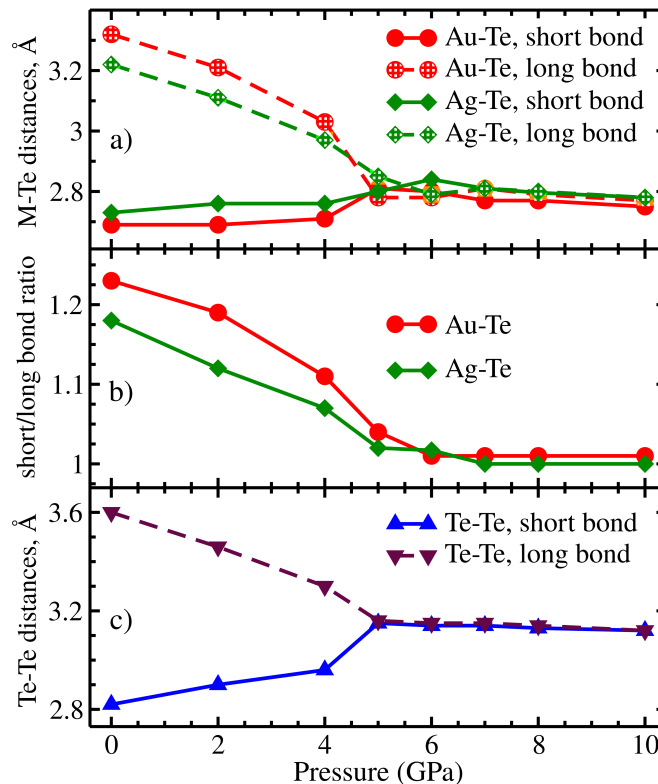


Figure 4. (color online) The evolution of the Au–Te, Ag–Te ((a) and (b)) and Te–Te (c) bond lengths under the pressure after optimization of the crystal structure of AuAgTe_4 in GGA+SOC approximation.

~ 1 eV. This is due to larger principal quantum number of covalent d orbitals and plaquette geometry of Au ions. Also the Au $5d$ band lies lower than Ag $4d$ band (on ~ 0.4 eV). The spin-orbit coupling shifts positions of both Au $5d$ and Ag $4d$ bands deeper in energy (compare Fig. 2(a) and (b)).

Another interesting feature of AuAgTe_4 electronic structure is that the Te $5p$ band lies higher than Ag $4d$ and Au $5d$ ones. This suggests that AuAgTe_4 is also (as AuTe_2) in the negative charge transfer energy regime [18, 19]. It means that the $4d$ and $5d$ holes of transition metal ions will prefer to move to $5p$ shell of Te ions, and Au and Ag ions will have a much larger electronic occupation than one would expect from naive ionic consideration. Indeed there are 9.09 and 9.58 electrons on Au and Ag ions according to our GGA+SOC calculations. It also demonstrates a high level of hybridization between $4d$ ($5d$) TM and Te $5p$ states.

The results of structural optimization of AuAgTe_4 under pressure are summarized in Fig. 4 and in Table 1. At 0 GPa the crystal structure of AuAgTe_4 is stable, the deviation of the calculated structure from the experimental one is negligible. But we see that with pressure a gradual decrease of distortions around Au and Ag takes place, and above critical pressure of $P_C \sim 5$ GPa the $M\text{Te}_6$ octahedra become practically ideal with all M –Te bond lengths equal (see Fig. 1). The elastic tensor was determined by performing six finite distortions of the lattice and deriving the elastic constants from the

Table 1. The crystal structure of AuAgTe₄ at 5 GPa and at 10 GPa obtained from lattice optimization in the GGA+SOC approximation (see Fig. 1). The space group above 5 GPa was found to be P2/m.

	5 GPa			10 GPa		
crystal structure parameters						
a, Å	5.1332			5.0451		
b, Å	4.1020			4.0378		
c, Å	7.1785			7.0377		
α	90°			90°		
β	90.506°			90.24°		
γ	90°			90°		
atomic positions						
Au, 1b	0	0.5	0	0	0.5	0
Ag, 1c	0	0	0.5	0	0	0.5
Te1, 2n	0.29913	0.5	0.33067	0.30033	0.5	0.33379
Te2, 2m	0.28964	0	0.83586	0.29265	0	0.83649

strain-stress relationship [11]. Elastic moduli including contributions for distortions with rigid ions and from the ionic relaxations are presented in Table 2. The positive values of elastic constants confirm the mechanical stability of calculated AuAgTe₄ structures at high-pressure phase.

Table 2. Elastic constants (in GPa) of AuAgTe₄ at ambient pressure, 5 GPa and 10 GPa, calculated in the GGA+SOC approximation for monoclinic symmetry.

	c_{11}	c_{12}	c_{13}	c_{22}	c_{23}	c_{33}	c_{44}	c_{55}	c_{66}
0 GPa	96.2	13.2	16.8	35.7	26.4	61.9	11.8	20.7	16.7
5 GPa	192.3	33.5	36.9	123.6	90.9	117.3	13.2	60.3	16.6
10 GPa	235.8	46.2	44.7	140.9	116.4	139.9	13.4	75.3	15.6

More surprising, structural difference between Au and Ag is lost: all M -Te bonds at 10 GPa (above the transition) are ~ 2.77 Å (the average M -Te bond length differs by 0.01 Å in AgTe₆ and AuTe₆ octahedra). Nevertheless of course these remain different elements. The question is what could be the reason of this surprising behaviour. The electron occupation of Au 5*d* and Ag 4*d* states at 10 GPa are almost the same as at normal conditions (9.11 and 9.54 electrons for Au and Ag). Thus the charge disproportionation in AuAgTe₄ does not disappear under pressure, and Ag and Au ions do not show the electron equivalency in the equivalent surrounding of Te ions.

Some clue can be found in the behaviour of the electronic density of states $\rho(\varepsilon)$ with pressure, especially around the Fermi level. First of all, note that the main contribution to $\rho(\varepsilon)$ close to E_F is provided by the Te 5*p* states, contribution of *d* states of Au and Ag is being quite small, see Fig. 2. As we stressed above, at ambient pressure due to

formation of Te–Te dimers there appears the dip, pseudogap at the Fermi energy, which makes AuAgTe_4 a bad metal. And indeed in this phase the usual notions of valence, in particular the usual rules of solid state chemistry connecting valence and electronic configuration of an ion with the structure of its surrounding work quite well (in our case it is linear coordination around TM, here Ag^{1+} , with d^{10} configuration, and square coordination for d^8 configuration of Au^{3+}).

Above P_C , however, the crystal structure changes in such a way that the bond lengths $M\text{--Te}$ become equal. Simultaneously Te–Te dimerization disappears, see Fig. 4. In effect the electronic density of states changes significantly: the pseudogap at E_F vanishes (at 10 GPa $\rho(\varepsilon_F) \sim 3$ states/(eV*f.u.), and electronically AuAgTe_4 becomes similar to a regular metal. Here the main electron contribution close to the Fermi energy is provided by the Te $5p$ states. One can think that it is just the crossover to a regular metallic state which invalidates the usual notions applicable for localized electrons, such as the effectiveness of Jahn–Teller effect etc. Note in this respect the old idea of John B. Goodenough that there exist two thermodynamically different states of electrons in matter: localized electrons, which in particular can make ions with orbitally–degenerate configurations Jahn–Teller active, and itinerant state, in which Jahn–Teller effect does not work (simply the conditions for its applicability – the presence of localized electrons, are not satisfied). We can think that the situation in AuAgTe_4 above this critical pressure is just that: the material becomes more similar to a regular metal, or rather to Au–Ag–Te alloy, in which Au and Ag d –bands lie relatively deep under the Fermi level and lose their localized character. Apparently the situation in calaverite AuTe_2 [12] above critical pressure may be described by the same picture.

One extra conclusion which we can draw from the obtained results and from this picture is that, similarly to AuTe_2 at $P > P_C$, also AuAgTe_4 at the high-pressure phase may become superconducting. Indeed, first of all, it becomes more two dimensional, which may help superconductivity. Second, it apparently becomes a good metal, and with Ag and Au ions becoming structurally identical, they would not induce strong scattering. Such regular metals or metallic alloys may indeed become superconducting if there appears an effective electron–electron attraction leading to Cooper pairing. For that the specific character of constituting atoms, Au and Ag, may be instrumental. In [3] we put forth some arguments that just the very well known tendency of Au (and Ag) to charge disproportionation of nominally $\text{Au}^{2+}(d^9)$ into $\text{Au}^{1+}(d^{10})$ and $\text{Au}^{3+}(d^8)$ (or rather $\text{Au}^{1+}(d^{10})\underline{L} \rightarrow \text{Au}^{1+}(d^{10}) + \text{Au}^{1+}(d^{10})\underline{L}^2$) can help superconductivity: this tendency actually means that there exist an “atomic” tendency to form electron pairs (it is better to have not one d hole as in $\text{Au}^{2+}(d^9)$ but either no holes (d^{10}) or two holes (d^8 or $d^{10}\underline{L}^2$). I.e. we can say that there acts in such valence skippers something like an effective electron attraction – effective negative U situation, using the terminology of the Hubbard model. We think that this mechanism can work in favour of making high-pressure phase of AuAgTe_4 superconducting.

4. Conclusion

Summarizing, we theoretically obtained that the AuAgTe₄, the mineral sylvanite, may strongly change its properties under pressure, from the bad metal with rather strongly distorted lattice, to the state similar to a regular metal, with much less distortions. We presented some arguments that this high-pressure phase of AuAgTe₄ may become superconducting. It might be very interesting to try to experimentally check this prediction, all the more so because the critical pressure needed for that is relatively low, of order of ~ 5 GPa.

5. Acknowledgments

Present work was supported by the project of the Ural branch of RAS 18-10-2-37, by the FASO through research programs “spin” AAAA-A18-118020290104-2, by Russian ministry of science via contract 02.A03.21.0006 and by the Russian foundation for basic research (RFBR) via grant RFBR 16-32-60070. The work of D.I. Khomskii was funded by the Deutsche Forschungsgemeinschaft (DFG, German Research Foundation), Project number 277146847 – CRC 1238.

References

- [1] Tsuei C C and Newkirk L R 1969 *Phys. Rev.* **183** 619.
- [2] Meyer D J and Stritzker B 1979 *Zeitschrift fuer physik B Condensed Matter* **36** 47.
- [3] Streltsov S V, Roizen V V, Ushakov A V, Oganov A R, Khomskii D I 2018 *Proceedings of the National Academy of Sciences* **115** 9945.
- [4] Momma K and Izumi F 2011 *J. Appl. Crystallogr.* **44** 1272.
- [5] Triest van A, Folkerts W, Haas C 1990 *J. Phys.: Cond. Matt.* **2** 8733.
- [6] Ettema A R H F, Stegink T A, Haas C 1994 *Solid State Communications* **90** 211.
- [7] Krutzen B C H, Inglesfield J E 1999 *J. Phys.: Cond. Matt.* **22** 4829.
- [8] Ootsuki D, Takubo K, Kudo K, Ishii H, Nohara M, Saini N L, Sutarto R, He F, Regier T Z, Zonno M, Schneider M, Levy G, Sawatzky G A, Damascelli A, Mizokawa T 2014 *Phys. Rev. B* **90** 144515.
- [9] Kudo K, Ishii H, Takasuga M, Iba K, Nakano S, Kim J, Fujiwara A, Nohara M 2013 *J. Phys. Soc. Jpn.* **82** 063804.
- [10] Chen W Y K, Tsuei C C 1972 *Phys. Rev. B* **5** 901.
- [11] Page Le Y, Saxe P 2002 *Phys. Rev. B* **65** 104104.
- [12] Kitagawa Sh, Kotegawa H, Tou H, Ishii H, Kudo K, Nohara M, Harima H 2013 *J. Phys. Soc. Jpn.* **82** 113704.
- [13] Bindi L, Cipriani C 2004 *Am Mineral* (89) 1505.
- [14] Bindi L 2008 *Philosophical Magazine Letters* **88** 533.
- [15] Tunell G and Pauling L 1952 *Acta Cryst.* **5** 375.
- [16] Ushakov A V, Streltsov S V, Khomskii D I 2011 *J. Phys.: Cond. Matt.* **23** 445601.
- [17] Zaanen J, Sawatzky G A, Allen J W 1985 *Phys. Rev. Lett.* **55** 418.
- [18] Khomskii D 1997 *Lithuanian Journal of Physics* **37** 65.
- [19] Sawatzky G A and Green R 2016 *Verlag des Forschungszentrum, Juelich, Germany* **6** 1.
- [20] Kresse G and Hafner J 1993 *Phys. Rev. B* **47** 558.
- [21] Kresse G and Furthmueller J 1996 *Comput. Mater. Sci.* **6** 15.

- [22] Kresse G and Joubert D 1999 *Phys. Rev. B* **59** 1758.
- [23] Perdew J P, Burke K, Ernzerhof M 1996 *Phys. Rev. Lett.* **77** 3865.
- [24] Andersen O K and Jepsen O 1984 *Phys. Rev. Lett.* **53** 2571.
- [25] Wills J M, Alouani M, Andersson P, Delin A, Eriksson O, Grechnyev O 2010 *Springer series in solid-state sciences* 167.