

# TESS exoplanet candidates validated with HARPS archival data

## A massive Neptune around GJ 143 and two Neptunes around HD 23472<sup>★</sup> <sup>★★</sup>

Trifon Trifonov<sup>1</sup>, Jan Rybizki<sup>1</sup>, and Martin Kürster<sup>1</sup>

Max-Planck-Institut für Astronomie, Königstuhl 17, D-69117 Heidelberg, Germany  
 e-mail: trifonov@mpia.de

Received 10 December 2018 / Accepted 14 January 2019

### ABSTRACT

**Aims.** We aim at the discovery of new planetary systems by exploiting the transit light-curve results from observations made in TESS orbital observatory Sectors 1 and 2 and validating them with precise Doppler measurements obtained from archival HARPS data.

**Methods.** Taking advantage of the reported TESS transit events around GJ 143 (TOI 186) and HD 23472 (TOI 174), we modeled their HARPS precise Doppler measurements and derived orbital parameters for these two systems.

**Results.** For the GJ 143 system, TESS has reported only a single transit, and thus its period is unconstrained from photometry. Our radial velocity analysis of GJ 143 reveals the full Keplerian solution of the system, which is consistent with an eccentric planet with a mass almost twice that of Neptune and a period of  $P_b = 35.59^{+0.01}_{-0.01}$  days. Our estimates of the GJ 143 b planet are fully consistent with the transit timing from TESS. We confirm the two-planet system around HD 23472, which according to our analysis is composed of two Neptune-mass planets in a possible 5:3 mean motion resonance.

**Key words.** techniques: radial velocities – planets and satellites: detection – dynamical evolution and stability

### 1. Introduction

The Transiting Exoplanet Survey Satellite (TESS; Ricker et al. 2015) has begun its planet hunt. As of December 2018, the official TESS data release constitutes a total of 54 days of TESS observations from Sectors 1 and 2 taken between 22 July and 21 September. Since then, a number of TESS planet candidates have been confirmed through ground-based Doppler spectroscopy (Huang et al. 2018; Gandolfi et al. 2018; Wang et al. 2018; Jones et al. 2018), and given this high rate of planet detections, a plethora of new planet discoveries during the 2 yr-mission can easily be predicted. In this paper we report the Doppler validation of two additional TESS systems using archival HARPS spectra. We find an eccentric planet with almost two Neptune masses around the K dwarf GJ 143 (TOI 186). Its period of  $P_b = 35.59^{+0.01}_{-0.01}$  d matches the single transit-timing event from TESS. We provide evidence of the existence of a two-planet system around HD 23472 (TOI 174) that is likely composed of two Neptune-mass planets in a period ratio of 5:3.

This paper is organized as follows: in Section 2 we present estimates of the stellar parameters of GJ 143 and HD 23472, we present the available HARPS data and our approach to modeling the radial velocity (RV) data. We present our results for these two exoplanet systems in Section 3, and in Section 4 we provide a brief summary and conclusions from this study.

<sup>★</sup> Based on observations collected at the European Organization for Astronomical Research in the Southern Hemisphere under ESO programmes 072.C-0488, 183.C-0972, 085.C-0019, 087.C-0831, 089.C-0732, 090.C-0421

<sup>★★</sup> Tables with the reprocessed HARPS time series are only available in electronic form at the CDS via anonymous ftp to cdsarc.u-strasbg.fr (130.79.128.5) or via <http://cdsarc.u-strasbg.fr/viz-bin/qcat?J/A+A/622/L7>

**Table 1.** Stellar parameters with  $1\sigma$  uncertainties for the planet hosts.

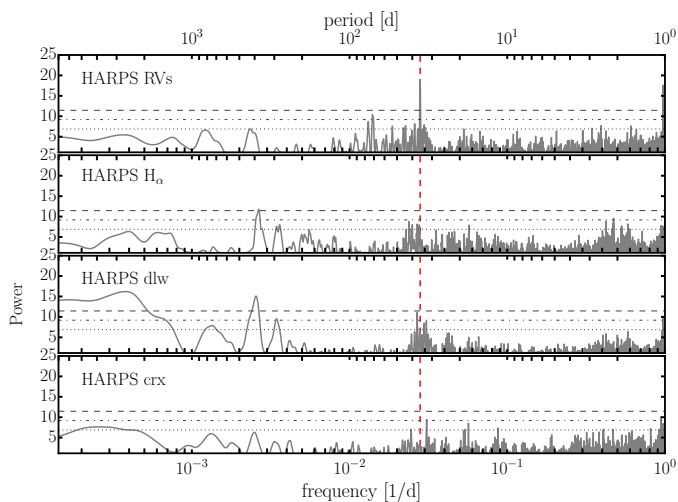
Parameters	GJ 143	HD 23472
Mass [ $M_\odot$ ]	$0.76^{+0.03}_{-0.02}$	$0.75^{+0.04}_{-0.03}$
Radius [ $R_\odot$ ]	$0.73 \pm 0.01$	$0.73 \pm 0.01$
Luminosity [ $L_\odot$ ]	$0.197 \pm 0.003$	$0.231 \pm 0.005$

### 2. GJ 143 and HD 23472 planet host candidates

We derived stellar parameters using the *isochrones* package (Morton 2015) together with the MIST stellar evolutionary tracks (Dotter 2016), assuming zero extinction. Input data were the BVJK bands taken from Simbad together with the Gaia DR2 parallaxes (which we corrected for the zero-point offset). The inferred parameters and their precision for the two K-dwarfs GJ 143 ( $\approx 16$  pc) and HD 23472 ( $\approx 39$  pc) are listed in Table 1. We neglected systematic uncertainties, but a test using a different isochrone set yielded very similar results.

#### 2.1. HARPS data

The HARPS spectra of GJ 143 and HD 23472 were reanalyzed by our team prior to the TESS observations with the ultimate goal to reanalyze all publicly available ESO HARPS spectra in order to derive uniformly processed HARPS-Doppler measurements and study possible small but significant instrument-related RV systematics (i.e., Tal-Or et al. 2019). We plan to make these data publicly available as a service to the exoplanet community (Trifonov et al. in prep.). All spectra in our MPIA HARPS-archive are reprocessed with the SpEctrum Radial Velocity AnaLyser (SERVAL, Zechmeister et al. 2018) pipeline,

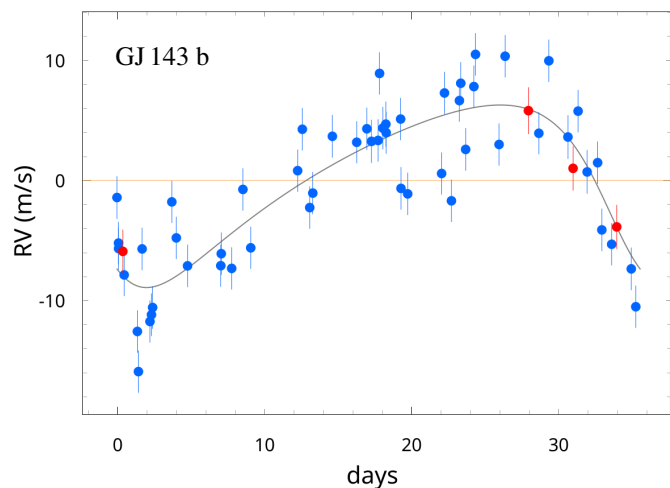


**Fig. 1.** Top: GLS periodogram of the SERVAL time series of GJ 143 with levels of the false alarm probability (FAP) of 10% (dotted line), 1% (dot-dashed line) and 0.1% (dashed line). Second to fourth panel: Activity indicators following Zechmeister et al. (2018),  $H_\alpha$  line index, differential line width (dLW), and chromatic index (CRX). The HARPS RVs clearly exhibit a significant peak at 35.6 d, which has no counterpart in the activity indices.

which has been demonstrated to produce more precise RV measurements from HARPS spectra than the standard ESO HARPS-DRS pipeline (e.g., see Trifonov et al. 2018; Kaminski et al. 2018). In addition to the precise Doppler measurements, we inspected the activity index measurements of the  $H_\alpha$  line, the differential line width of the spectral lines, and the RV chromaticity (wavelength dependence), for more details see Zechmeister et al. (2018).

GJ 143 has 54 HARPS measurements with a mean RV precision of  $0.55 \text{ m s}^{-1}$  taken between November 2003 and December 2009, plus four measurements with a mean RV precision of  $1.26 \text{ m s}^{-1}$  taken after the HARPS fiber upgrade (since May 2015, see Lo Curto et al. 2015) in the nights from 18 to 26 December 2016. It is well known that after this intervention, HARPS is effectively a new instrument with a notable RV offset between the data taken before and after the fiber exchange. Lo Curto et al. (2015) have estimated that for a star of spectral type K such as GJ 143, the mutual RV offset is likely about  $10\text{--}12 \text{ m s}^{-1}$ , which makes the detection of low-amplitude RV signals challenging. We therefore decided to use the full HARPS data set of GJ 143, but as a standard practice in this case, we modeled a mutual RV offset between the pre- and post-upgrade RVs.

HD 23472 has only 14 precise HARPS RV measurements, which were taken between February 2004 and February 2013 (before the fiber upgrade). The mean precision of the RV data is  $1.37 \text{ m s}^{-1}$ , but the RV scatter is  $\approx 13.5 \text{ m s}^{-1}$ , which can be taken as an indication that planetary companions are present. Of course, scatter like this is common in stars with no obvious planet detections, and the 14 RVs are not sufficient for a period search. Only after taking into account the a priori knowledge from the TESS transit periods and orbital phases is it possible to model these data to search for the presence of planetary companions.



**Fig. 2.** HARPS RV data of GJ 143 phased to the best-fit period of  $P_b = 35.589 \text{ d}$ . Blue data points show the pre-fiber upgrade data, while red data points represent post-fiber upgrade data. After fitting for the mutual RV offset, these data sets are consistent with each other. The orbital solution is consistent with the TESS transit event. The RV uncertainties include the estimated RV jitter, which was quadratically added to the error budget.

## 2.2. RV modeling

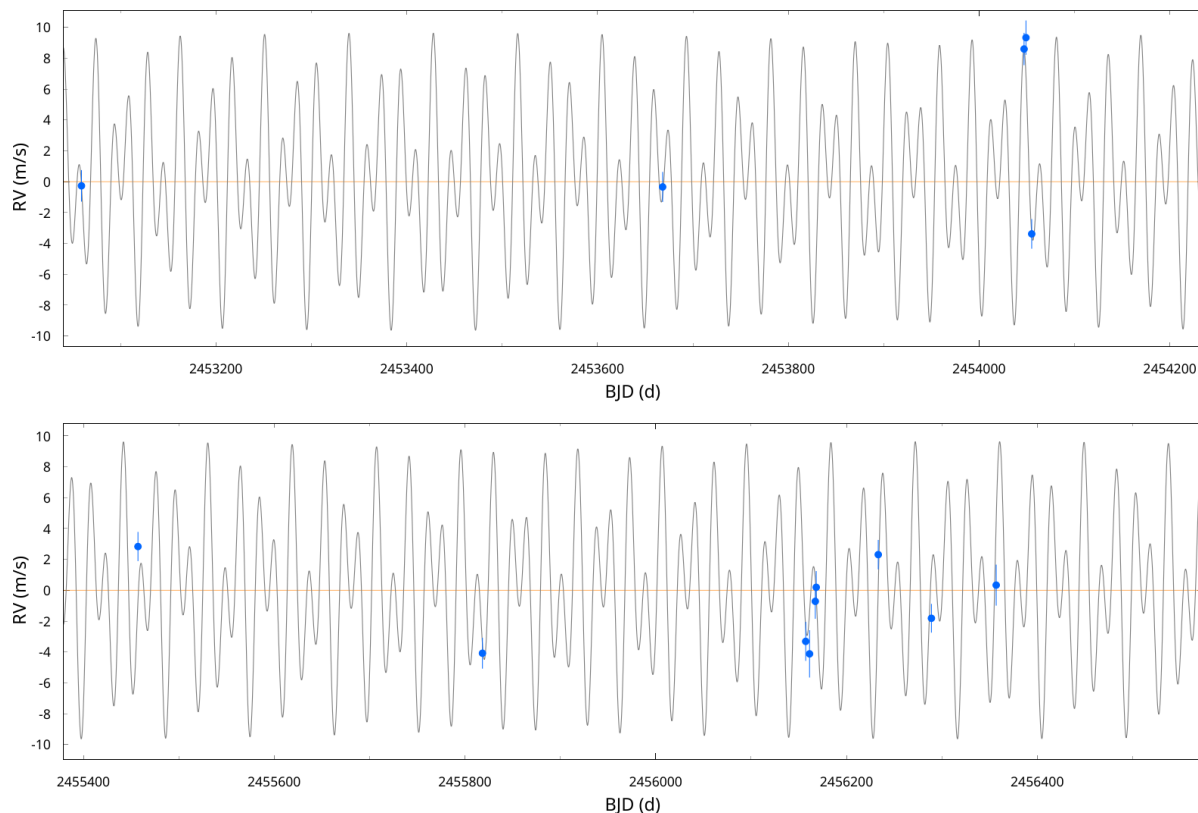
To derive the best-fit model of the RV data, we adopted a maximum likelihood estimator (MLE) scheme coupled with a Nelder-Mead algorithm (Nelder & Mead 1965), which optimizes the likelihood function ( $-\ln \mathcal{L}$ ) of a Keplerian or an N-body model. We modeled the standard the RV curve parameters such as semi-amplitude  $K$ , period  $P$ , eccentricity  $e$ , and arguments of periastron  $\omega$ . Instead of the time of periastron passage  $t_p$ , we modeled the planetary mean anomalies  $M$  for a given epoch. This is a more convenient parameter in the case of an N-body model, which yields osculating orbital parameters of a given epoch. In our study the GJ 143, and HD 23472 mean anomalies were defined at the first HARPS observational epoch for each data set. We assumed edge-on systems, that is, the orbital inclination  $i$  was fixed to  $90^\circ$ , while the longitude of the node  $\Omega$  was fixed to  $0^\circ$ . In addition to the fitted parameters, we followed the method of Bluev (2009) and added the unknown RV variance (RV jitter) as an additional parameter.

We analyzed the parameter distributions and estimated parameter uncertainties by coupling our MLE fitting code to a Markov chain Monte Carlo (MCMC) sampling scheme using the *emcee* sampler (Foreman-Mackey et al. 2013). More details about our fitting tools, including a GUI interface, can be found in <https://github.com/3fon3fonov/trifon> (Trifonov et al. in prep.).

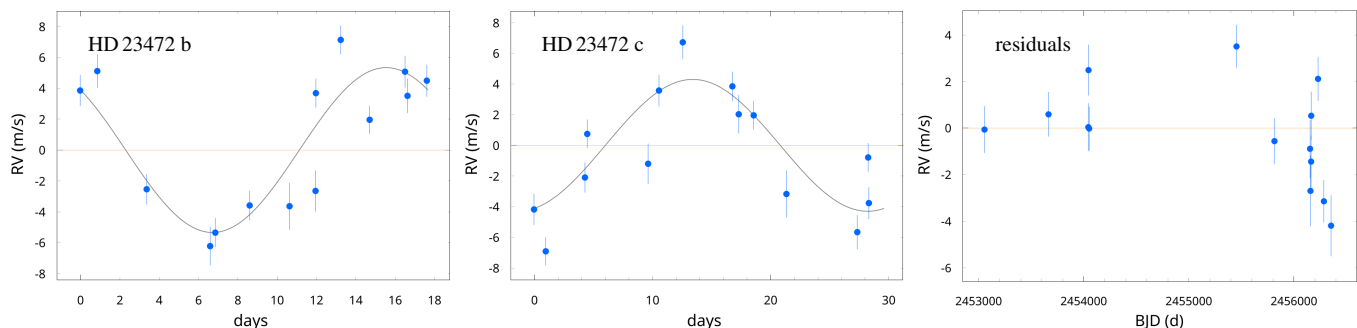
## 3. Results

### 3.1. GJ 143

The official TESS Sectors 1 and 2 data release has not provided a transit period of the GJ 143 candidate companion because only one single but significant transit (transit depth =  $929 \pm 56 \text{ ppm}$ ,  $R_b = 2.56 \pm 0.32 R_\oplus$ ) of GJ 143 has been observed between 22 July to 21 September for this target. From the transit alone, we therefore have no prior knowledge of the period, but the RV data



**Fig. 3.** Doppler data time-series of HD 23472 obtained with HARPS. The small number of data points (14) by itself is not sufficient to discover the planets, but taking advantage of the a priori knowledge of the TESS transit ephemerids, it enables constructing a two-planet model, which is in excellent agreement with the RV data (see Table 2 for details). As in Fig. 2, the RV uncertainties include the RV jitter.



**Fig. 4.** Same model and data for HD 23472 as in Fig. 3, but folded to the best circular periods for each planet. Shown from left to right are the phase-folded RVs pertaining to planets HD 23472 b and c and the residuals from the model.

together with the mid-time of the detected transit might in principle reveal the planetary parameters.

Figure 1 shows a generalized Lomb-Scargle periodogram (GLS; Zechmeister & Kürster 2009) of the SERVAL time-series products of the GJ 143 HARPS spectra. The RV measurements exhibit a strong peak at 35.62 d with a significant GLS power of 0.6721 that indicates our planetary candidate. There is no significant power at this period in the HARPS-SERVAL activity indicators. It is worth noting that the measurements of the differential line-width activity indicator display significant excess power at very small frequencies and at a period of  $\approx 400$  d, the latter confirmed by the  $H_\alpha$  index. This may mean that GJ 143 is a somewhat active star.

Because the indication of a planet-induced signal is strong, we applied a full Keplerian model to the RV data. However, while we were sampling around the best-fit model, we rejected all the confident MCMC samples whose configurations would not lead to a transit event at  $\text{BJD} = 2458350.312$  with a tolerance of  $\pm 2$ h. We converged to a best-fit solution consistent with a planet with a mass of  $30.6 M_\oplus$  (almost twice the mass of Neptune) orbiting with a period of  $P_b = 35.6$  d on a moderately eccentric orbit with  $e_b = 0.33$ . Orbital parameter estimates and MCMC uncertainties for GJ 143 b are provided in Table 2. The best-fit solution and its confidence region are fully consistent with the transit event reported by TESS.

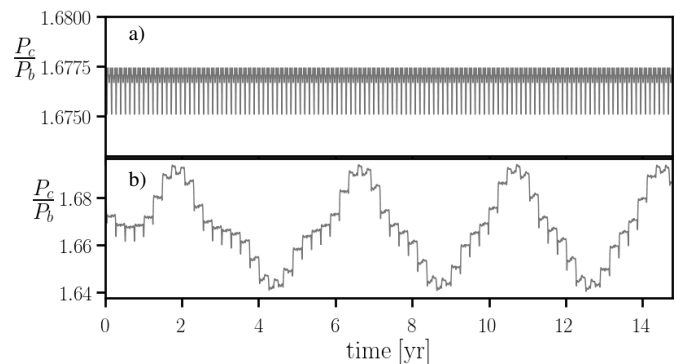
**Table 2.** Keplerian parameters of GJ 143 b and a two-planet circular configuration of HD 23472 based on HARPS archival RV measurements.

Orb. param.	One-planet Keplerian	Two-planet Keplerian with circular orbits	
	GJ 143 b	HD 23472 b	HD 23472 c
$K$ [m s <sup>-1</sup> ]	7.60 <sup>+0.64</sup> <sub>-0.65</sub>	5.33 <sup>+0.67</sup> <sub>-4.20</sub>	4.29 <sup>+0.26</sup> <sub>-3.44</sub>
$P$ [d]	35.589 <sup>+0.006</sup> <sub>-0.005</sub>	17.667 <sup>+0.142</sup> <sub>-0.095</sub>	29.625 <sup>+0.224</sup> <sub>-0.171</sub>
$e$	0.325 <sup>+0.079</sup> <sub>-0.079</sub>	0.0 (fixed)	0.0 (fixed)
$\varpi$ [deg]	121.8 <sup>+19.2</sup> <sub>-19.1</sub>	0.0 (fixed)	0.0 (fixed)
$M$ [deg]	10.2 <sup>+14.5</sup> <sub>-14.4</sub>	42.9 <sup>+260.3</sup> <sub>-35.5</sub>	196.7 <sup>+107.3</sup> <sub>-79.0</sub>
$a$ [au]	0.1932 <sup>+0.0002</sup> <sub>-0.0002</sub>	0.121 <sup>+0.001</sup> <sub>-0.001</sub>	0.170 <sup>+0.001</sup> <sub>-0.001</sub>
$m_p$ [ $M_\oplus$ ]	30.63 <sup>+2.63</sup> <sub>-2.67</sub>	17.92 <sup>+1.41</sup> <sub>-14.00</sub>	17.18 <sup>+1.07</sup> <sub>-13.77</sub>

### 3.2. HD 23472

The two transiting exoplanet candidates around HD 23472 inferred from TESS observations have periods of  $P_b = 17.6800 \pm 0.0015$  d and  $P_c = 29.8102 \pm 0.0047$  d, respectively. The durations of both transits are  $\approx 3 \pm 0.3$  h, with transit depths of  $663 \pm 48$  ppm for the inner and  $627 \pm 61$  ppm for the outer planet. This leads to estimated planetary radii consistent with sub-Neptune-size objects,  $R_b = 1.872 \pm 1.321 R_\oplus$  and  $R_c = 2.149 \pm 0.345 R_\oplus$ , respectively. To measure the most likely masses of the planetary candidates, we modeled the available HARPS data using a two-planet circular Keplerian model, and used the transit information as a prior. In this case, the only unconstrained parameters in this model are the RV semi-amplitudes  $K_{b,c}$  (related to the planetary masses) because the transit epoch and periods are well established by the photometry. However, we decided to include the planetary periods and phases in the modeling. Our reason for this is the following: Over the  $\approx 14$  years of RV measurements, small deviations of the oscillating orbit may accumulate into strong deviations from an unperturbed sine-like curve in some phases where RV data are obtained. Moreover, although they are precise, the number of TESS transits is limited (only two for HD 23472 c), and thus we do not know the scale of the gravitational interaction in the system, which may have a strong impact on the orbital perturbation and transit timing variations (TTVs). We note that taking the exact period estimates from TESS leads to a very poor fit, and allowing the planetary periods to be adjusted slightly in the modeling is therefore well justified. Our best-fit circular model is shown in Figs. 3 and 4, while Table 2 summarizes its parameters and MCMC uncertainties. We find very consistent estimates of HD 23471 b, whose period is very similar to that found by TESS, whereas for HD 23471 c, the period deviates by about 4 h, which is still within the MCMC-derived errors, however.

For completeness, we also tested a full two-planet dynamical model, which led to a marginally better fit. This fit suggests a somewhat eccentric inner planet with  $e_b = 0.2$ , and the dynamical integration of this configuration revealed a much larger oscillation of the period ratio of  $P_c/P_b$  from 1.64 to 1.70 with a mean period of 1.67, hence in a potential 5:3 mean motion resonance (MMR). Figure 5 shows the N-body evolution of the  $P_c/P_b$  of the two-planet circular and the full dynamical models within the baseline of the observations (using SyMBA; Duncan et al. 1998). Clearly, both configurations are dynamically active, which shows how challenging the multiplanet modeling of sparse archival data could be because of the unknown mag-



**Fig. 5.** Numerical integration of the HD 23472 system between the first HARPS data epoch and the TESS transit event epoch on the inner planet. Panel a) shows the evolution of the two-planet circular fit tabulated in Table 2. Panel b) shows the evolution of a full dynamical model to the HARPS data, which is consistent with a moderately eccentric inner planet at start ( $e_{\text{bint}} = 0.2$ ) and thus stronger orbital oscillations. The mean period ratio in both cases is slightly above 5:3, which may indicate a resonant system.

nitude of the dynamical perturbations in the system. The full N-body model is more realistic and may to some extent explain the small deviation of the period of HD 23472 c, but when compared with the TESS results, modeling these sparse 14 HARPS RVs with such a complex model is not justified. We therefore limit our dynamical analysis of the HD 23472 system to an initially circular solution (i.e., fixed  $e_{b,c} = 0$ ,  $\omega_{b,c} = 0$ ), which is already a good model.

We caution that more RV data may be needed to set firm constraints to the orbital parameters and dynamical masses of the HD 23472 system. This can be effectively done by modeling the transit photometry and RVs simultaneously when more data are collected. Until then, the ambiguity in the models continues, although the magnitude of the HD 23472 b and c planetary masses is already determined in the range of a few Earth masses to more likely Neptune-mass planets. This was our scientific goal with this paper.

## 4. Conclusions

We reported the confirmation of two new planetary systems discovered with TESS. The GJ 143 system is an interesting case because based on the orbital period of the GJ 143 companion, TESS was able to detect only one single transit, and thus no reported period was available. However, the RV data of GJ 143 together with the transit constraints from TESS revealed an eccentric massive Neptune with  $30.6^{+2.7}_{-2.6} M_\oplus$  and a period of  $P_b = 35.59^{+0.01}_{-0.01}$  d. We provided strong arguments for a two-planet system around HD 23472, which is likely composed of two Neptune-mass planets with  $17.9^{+1.4}_{-14.0} M_\oplus$  and  $17.2^{+1.1}_{-13.8} M_\oplus$ , respectively. The two planets are consistent with a period ratio of 5:3, which may indicate a second-order MMR system.

GJ 143 would benefit from more photometric data to fully constrain the transit period and the system configuration in general. Similarly, HD 23472 would benefit from more RV measurements, which together with the transit photometry could lead to a more conclusive dynamical analysis, revealing the exact planetary masses and possible resonant motion involved.

We validated the existence of these two TESS planetary system candidates using HARPS archival data taken prior to

the TESS observations. This shows the importance of archival Doppler data in the TESS era.

**Note:** *While this paper was in review, we became aware of an independent analysis of the GJ 143 system by Dragomir et al. (2019). Based on additional TESS Sector 3 photometry, these authors also validate GJ 143 b and report a possible existence of an additional planet candidate (TOI 186.02) with a period of  $\sim 7.8$  days.*

*Acknowledgements.* JR was funded by the DLR (German space agency) via grant 50 QG 1403. This research has made use of the SIMBAD database, operated at CDS, Strasbourg, France. This work has made use of data from the European Space Agency (ESA) mission *Gaia* (<https://www.cosmos.esa.int/gaia>), processed by the *Gaia* Data Processing and Analysis Consortium (DPAC, <https://www.cosmos.esa.int/web/gaia/dpac/consortium>). Funding for the DPAC has been provided by national institutions, in particular the institutions participating in the *Gaia* Multilateral Agreement. This paper includes data collected by the TESS mission. Funding for the TESS mission is provided by the NASA Explorer Program. This research has made use of the Exoplanet Follow-up Observation Program website, which is operated by the California Institute of Technology, under contract with the National Aeronautics and Space Administration under the Exoplanet Exploration Program. This paper includes data collected by the TESS mission, which are publicly available from the Mikulski Archive for Space Telescopes (MAST). We are extremely grateful to all the people who with the TESS mission and light curves make this science possible.

## References

- Baluev, R. V. 2009, MNRAS, 393, 969  
 Dotter, A. 2016, ApJS, 222, 8  
 Dragomir, D., Teske, J., Gunther, M. N., et al. 2019, arXiv e-prints [arXiv:1901.00051]  
 Duncan, M. J., Levison, H. F., & Lee, M. H. 1998, AJ, 116, 2067  
 Foreman-Mackey, D., Hogg, D. W., Lang, D., & Goodman, J. 2013, PASP, 125, 306  
 Gandolfi, D., Barragán, O., Livingston, J. H., et al. 2018, A&A, 619, L10  
 Huang, C. X., Burt, J., Vanderburg, A., et al. 2018, ApJ, 868, L39  
 Jones, M. I., Brahm, R., Espinoza, N., et al. 2018, arXiv e-prints [arXiv:1811.05518]  
 Kaminski, A., Trifonov, T., Caballero, J. A., et al. 2018, A&A, 618, A115  
 Lo Curto, G., Pepe, F., Avila, G., et al. 2015, The Messenger, 162, 9  
 Morton, T. D. 2015, isochrones: Stellar model grid package, Astrophysics Source Code Library  
 Nelder, J. A. & Mead, R. 1965, Computer Journal, 7, 308  
 Ricker, G. R., Winn, J. N., Vanderspek, R., et al. 2015, Journal of Astronomical Telescopes, Instruments, and Systems, 1, 014003  
 Tal-Or, L., Trifonov, T., Zucker, S., Mazeh, T., & Zechmeister, M. 2019, MNRAS, 484, L8  
 Trifonov, T., Kürster, M., Zechmeister, M., et al. 2018, A&A, 609, A117  
 Wang, S., Jones, M., Shporer, A., et al. 2018, arXiv e-prints [arXiv:1810.02341]  
 Zechmeister, M. & Kürster, M. 2009, A&A, 496, 577  
 Zechmeister, M., Reiners, A., Amado, P. J., et al. 2018, A&A, 609, A12