

# MergeDTS: A Method for Effective Large-Scale Online Ranker Evaluation

CHANG LI\*, University of Amsterdam, The Netherlands

ILYA MARKOV, University of Amsterdam, The Netherlands

MAARTEN DE RIJKE, University of Amsterdam, The Netherlands

MASROUR ZOGHI†, Microsoft, USA

Online ranker evaluation is one of the key challenges in information retrieval. While the preferences of rankers can be inferred by interleaved comparison methods, how to effectively choose the pair of rankers to generate the result list without degrading the user experience too much can be formalized as a  $K$ -armed dueling bandit problem, which is an online partial-information learning framework, where feedback comes in the form of pair-wise preferences. A commercial search system may evaluate a large number of rankers concurrently, and scaling effectively in the presence of numerous rankers has not been fully studied.

In this paper, we focus on solving the large-scale online ranker evaluation problem under the so-called Condorcet assumption, where there exists an optimal ranker that is preferred to all other rankers. We propose Merge Double Thompson Sampling (MergeDTS), which first utilizes a divide-and-conquer strategy that localizes the comparisons carried out by the algorithm to small batches of rankers, and then employs the Thompson Sampling (TS) to reduce the comparisons between suboptimal rankers inside these small batches. The effectiveness (regret) and efficiency (time complexity) of MergeDTS are extensively evaluated using examples from the domain of online evaluation for web search. Our main finding is that for large-scale Condorcet ranker evaluation problems MergeDTS outperforms the state-of-the-art dueling bandit algorithms.

CCS Concepts: • **Information systems** → **Evaluation of retrieval results**; *Learning to rank*.

Additional Key Words and Phrases: Online evaluation, Implicit feedback, Preference learning, Dueling bandits

## ACM Reference Format:

Chang Li, Ilya Markov, Maarten de Rijke, and Masrour Zoghi. 2018. MergeDTS: A Method for Effective Large-Scale Online Ranker Evaluation. *ACM Transactions on Information Systems* 1, 1 (May 2018), 21 pages. <https://doi.org/10.1145/nnnnnnnn.nnnnnnnn>

\*Corresponding author.

†Now at Google.

This research was partially supported by Ahold Delhaize, the Bloomberg Research Grant program, the China Scholarship Council, the Criteo Faculty Research Award program, Elsevier, the European Community's Seventh Framework Programme (FP7/2007-2013) under grant agreement nr 312827 (VOX-Pol), the Google Faculty Research Awards program, the Microsoft Research Ph.D. program, the Netherlands Institute for Sound and Vision, the Netherlands Organisation for Scientific Research (NWO) under project nrs CI-14-25, 652.002.001, 612.001.551, 652.001.003, and Yandex. All content represents the opinion of the authors, which is not necessarily shared or endorsed by their respective employers and/or sponsors.

Authors' addresses: Chang Li, University of Amsterdam, Science Park 904, Amsterdam, 1098 XH, The Netherlands, c.li@uva.nl; Ilya Markov, University of Amsterdam, Science Park 904, Amsterdam, 1098 XH, The Netherlands, i.markov@uva.nl; Maarten de Rijke, University of Amsterdam, Science Park 904, Amsterdam, 1098 XH, The Netherlands, derijke@uva.nl; Masrour Zoghi, Microsoft, Redmond, WA, USA, masrour@zoghi.org.

Permission to make digital or hard copies of part or all of this work for personal or classroom use is granted without fee provided that copies are not made or distributed for profit or commercial advantage and that copies bear this notice and the full citation on the first page. Copyrights for third-party components of this work must be honored. For all other uses, contact the owner/author(s).

© 2018 Copyright held by the owner/author(s).

1046-8188/2018/5-ART

<https://doi.org/10.1145/nnnnnnnn.nnnnnnnn>

## 1 INTRODUCTION

Online ranker evaluation concerns the task of determining the ranker with the best performance out of a finite set of rankers. It is an important challenge for information retrieval systems [21, 29, 30]. In the absence of an oracle judge who can tell the preferences between all rankers, the best ranker is usually inferred from user feedback on the result lists produced by the rankers [16]. Since user feedback is known to be noisy [13, 23, 24, 31], how to infer ranker quality and when to stop evaluating a ranker are two important challenges in online ranker evaluation.

The former challenge, i.e., how to infer the quality of a ranker, is normally addressed by *interleaving* methods [8, 10, 17–19]. Specifically, an interleaving method interleaves the result lists generated by two rankers for a given query and presents the interleaved list to the user. Then it infers the preferred ranker based on the user’s click feedback. As click feedback is noisy, the interleaved comparison of two rankers has to be repeated many times so as to arrive at a reliable outcome of the comparison.

Although interleaving methods address the first challenge of online ranker evaluation (how to infer the quality of a ranker), they give rise to another challenge, i.e., which rankers to compare and when to stop the comparisons. Without enough comparisons, we may mistakenly infer the wrong ranker preferences. But with too many comparisons we may degrade the user experience as we continue to show results from sub-optimal rankers. Based on previous work [3, 44, 45], the challenge of choosing and comparing rankers can be formalized as a  $K$ -armed dueling bandit problem [40], which is an important variant of the multi-arm bandits (MAB) problem, where feedback is given in the form of pairwise preferences. In the  $K$ -armed dueling bandits problem, a ranker is defined as an arm and the best ranker is the arm that has the highest expectation to win the interleaving game against other candidates.

A number of dueling bandit algorithms have been proposed; cf. [5, 36, 42] for an overview. However, the study of these algorithms has mostly been limited to small-scale dueling bandit problems, with the state-of-the-art being Double Thompson Sampling (DTS) [39]. By “small-scale” we mean that the number of arms being compared is small. But, in real-world online ranker evaluation problems, experiments involving hundreds or even thousands of rankers are commonplace [25]. Despite this fact, to the best of our knowledge, the only work that address this particular scalability issue is Merge Relative Upper Confidence Bound (MergeRUCB) [44]. As we demonstrate in this paper, the performance of MergeRUCB can be improved upon substantially.

In this paper, we propose and evaluate a novel algorithm, named MergeDTS. The main idea of MergeDTS is to combine the benefits of MergeRUCB, which is the state-of-the-art algorithm for large-scale dueling bandit problems, and the benefits of DTS, which is the state-of-the-art algorithm for small-scale problems, and attain improvements in terms of effectiveness (as measured in terms of regret) and efficiency (as measured in terms of time complexity). More specifically, what we borrow from MergeRUCB is the divide and conquer idea used to group rankers into small batches to avoid global comparisons. On the other hand, from DTS we import the idea of using Thompson Sampling [37], rather than using uniform randomness as in MergeRUCB, to choose the arms to be played.

We experiment with MergeDTS in the scenario of online ranker evaluation on the widely used Microsoft and Yahoo! learning to rank [7, 11, 32] datasets, and also provide theoretical performance guarantees for it. We show that MergeDTS outperforms MergeRUCB and DTS in large-scale online ranker evaluation under the Condorcet assumption, i.e., where there is a ranker preferred to all other rankers. Moreover, we demonstrate the potential of using MergeDTS beyond the Condorcet assumption, i.e., where there might be multiple best rankers.

In summary, the main contributions of this work are as follows:

- (1) We propose a novel  $K$ -armed dueling bandits algorithm for large-scale online ranker evaluation problems, called MergeDTS;
- (2) we evaluate MergeDTS experimentally on Microsoft and Yahoo! learning to rank datasets, presenting compelling evidence for the claim that MergeDTS is the most suitable choice for large-scale online ranker evaluation problems available today; and
- (3) we provide theoretical guarantees for the performance of MergeDTS.

The rest of the paper are organized as follows. In Section 2, we detail the definition of the dueling bandit problem. We discuss prior work in Section 3. MergeDTS is proposed in Section 4. Our experimental setup is detailed in Section 5 and the results are presented in Section 6. We conclude in Section 7.

## 2 PROBLEM SETTING

In this section, we first describe in more precise terms the  $K$ -armed dueling bandit problem, which is a variation of the multi-arm bandits (MAB) problem. The latter can be described as follows: given  $K$  choices, called “arms” and denoted by  $a_1, \dots, a_K$ , we are required to choose one arm at each step; choosing arm  $a_i$  generates a reward which is drawn i.i.d. from a random variable with mean  $\mu_i$ , and our goal is to maximize the expected total reward accumulated by our choices of arms over time. This is equivalent to finding as quickly as possible the best arm, i.e., the arm with the highest mean reward  $\mu_k$ . This objective is more commonly formulated in terms of the *cumulative regret* of the MAB algorithm, where regret at step  $t$  is the average “loss” incurred by our choice of arm  $a_j$ , and is defined to be  $\mu_k - \mu_j$ : cumulative regret is defined to be the sum of the regrets over time [2, 28].

The dueling bandit problem differs from the above setting in that at each step we are required to choose two arms,  $a_i$  and  $a_j$  (rather than a single arm); the feedback is either  $a_i$  or  $a_j$ , as the winner of the comparison between the two arms (rather than an absolute reward), where  $a_i$  is chosen as the winner with *preference probability*  $p_{ij}$  and  $a_j$  with probability  $p_{ji} = 1 - p_{ij}$ . These probabilities form the entries of a  $K \times K$  *preference matrix*  $P$ , which defines the dueling bandit problem but is not revealed to the dueling bandit algorithm.

In a similar fashion to the MAB setting, we evaluate a dueling bandit algorithm based on its *cumulative regret*, which is the total loss incurred by choosing suboptimal arms over time [5, 42]. However, the definition of regret is less clear-cut in the dueling bandit setting, due to the fact that our dueling bandit problem might not contain a clear winner that is preferred to all other arms, i.e., an arm  $a_C$ , called the *Condorcet winner*, such that  $p_{Cj} > 0.5$  for all  $j \neq C$ . There are numerous proposals in the literature for alternative notions of winners in the absence of a Condorcet winner, e.g., Borda winner [22, 38], Copeland winner [27, 43], von Neumann winner [12], with each definition having its own flaws as well as practical settings where its use is appropriate.

MergeDTS, like most of the other dueling bandits algorithms [36, 38, 44–46], relies on the existence of a Condorcet winner, in which case the Condorcet winner is the clear choice for the best arm, since it is preferred to all other arms, and with respect to which regret can be defined. We pose, as an interesting direction for future work, the task of extending the method proposed in this paper to each of the other notions of winner listed above.

In order to simplify the notation in the rest of the paper, we re-label the arms such that  $a_1$  is the Condorcet winner, although this is not revealed to the algorithm. We define the *regret* incurred by comparing  $a_i$  and  $a_j$  at time  $t$  to be

$$r_t = (\Delta_{1i} + \Delta_{1j})/2,$$

where  $\Delta_{1k} := p_{1k} - 0.5$  for each  $k$ . Moreover, the *cumulative regret* after  $T$  steps is defined to be

$$\mathcal{R}(T) = \sum_{t=1}^T r_t,$$

where  $r_t$  is the regret incurred by our choice of arms at time  $t$ .

Let us translate the online ranker evaluation into the dueling bandit problem. The input, a finite set of arms, consists of a set of rankers, e.g., based on different ranking models or based on the same model but with different parameters [25]. The Condorcet winner is the ranker that is preferred, by the majority of users, over suboptimal rankers. More specifically, a result list from the Condorcet winner is expected to receive the highest number of clicks from users when compared to a list from a suboptimal ranker. The preference matrix  $\mathbf{P}$  records the users' preferences for all rankers. Regret measures the loss incurred by showing the interleaved list from suboptimal rankers instead of the Condorcet winner. In the rest of the paper, we use the term *ranker* to indicate the term *arm* in  $K$ -armed dueling bandit problems since we focus on the online ranker evaluation task.

### 3 RELATED WORK

There are two main existing approaches for solving dueling bandit problems: (1) reducing the problem to a MAB problem, e.g., Sparring [1] and Self-Sparring [35]; and (2) generalizing existing MAB algorithms to the dueling bandit setting, e.g., Relative Upper Confidence Bound (RUCB) [46], RMED [26] and DTS [39]. The advantage of the latter group of algorithms is that they come equipped with theoretical guarantees, proven for a broad class of problems. The first group, however, either lacks theoretical guarantees altogether, as in the case of Sparring, or their guarantees only hold for a restricted class of problems, where the dueling bandit problem is obtained from comparing the rankers of an underlying MAB problem, as in the case of Self-Sparring. Indeed, as our experimental results below demonstrate, Sparring-type algorithms can perform poorly when the dueling bandit problem does not arise from a MAB problem.

Below, we describe some of these algorithms to provide context for our work. Sparring [1] uses two MAB algorithms, e.g., Upper Confidence Bound (UCB), to choose rankers. At each step, Sparring asks each MAB algorithm to output a ranker to be compared. The two rankers are then compared and the MAB algorithm that proposed the winning ranker gets a reward of 1 and the other a reward of 0.

Self-Sparring [35] improves upon Sparring by employing a single MAB algorithm, but at each step samples twice to choose rankers. More precisely, Sui et al. [35] use TS as the MAB algorithm. Self-Sparring assumes that the problem it solves arises from an MAB; it can perform poorly when there exists a cycle relation in rankers, i.e., if there are rankers  $a_i, a_j$  and  $a_k$  with  $p_{ij} > 0.5, p_{jk} > 0.5$  and  $p_{ki} > 0.5$ . Since Self-Sparring does not estimate confidence intervals of the comparison results, it does not eliminate rankers. In the online ranker evaluation task, Self-Sparring may consecutively choose suboptimal rankers even if those have already been compared a large number of times. Hence, the cumulative regret grows constantly. This observation has been confirmed by our own experiments (see Section 6) and by experiments by Sui et al. [35].

Relative Upper Confidence Bound (RUCB) [46] extends UCB to dueling bandits using a matrix of optimistic estimates of the preference probabilities. At each step, RUCB chooses the first ranker to be the one that beats all other rankers given an optimism bonus in its favor, and chooses the second ranker to be the ranker that beats the first ranker given an optimism bonus in favor of the second one, which translates to a pessimism penalty for the first ranker. The cumulative regret of RUCB after  $T$  steps is upper bounded by an expression of the form  $O(K^2 + K \log T)$ .

Relative Minimum Empirical Divergence (RMED) [26] extends an asymptotically optimal MAB algorithm, called Deterministic Minimum Empirical Divergence (DMED) [20], by first proving an asymptotic lower bound on the cumulative regret of all dueling bandit algorithms, which has the order of  $\Omega(k \log T)$ , and pulling each pair of rankers the minimum number of times prescribed by the lower bound. RMED outperforms RUCB and Sparring.

Double Thompson Sampling (DTS) [39] improves upon RUCB by using TS to break ties when choosing the first ranker in RUCB. Specifically, it uses one TS to choose the first ranker from a set of candidates that are pre-chosen by UCB. Then it uses another TS to choose the second ranker that performs the best compared to the first one. The cumulative regret of DTS is upper bounded by  $O(K \log T + K^2 \log \log T)$ . Note that the bound of DTS is higher than that of RUCB. We hypothesize that this is because the bound of DTS is rather loose. DTS outperforms other dueling bandits algorithms empirically and is the state-of-the-art in the case of small-scale dueling bandit problems [35, 39]. As discussed in Section 5, for computational reasons DTS is not suitable for large-scale problems.

The work that is the closest to ours is by Zoghi et al. [44]. They propose MergeRUCB, which is the state-of-the-art for large-scale dueling bandit problems. MergeRUCB partitions rankers into small batches and compares rankers within each batch. A ranker is eliminated from a batch once we realize that even according to the most optimistic estimate of the preference probabilities it loses to another ranker in the batch. Once enough rankers have been eliminated, MergeRUCB repartitions the remaining rankers and continues as before. Importantly, MergeRUCB does not require global pairwise comparisons between all pairs of rankers, and so it reduces the computational complexity and increases the time efficiency, as shown in Section 6.2. The cumulative regret of MergeRUCB can be upper bounded by  $O(K \log T)$  [44], i.e., with no quadratic dependence on the number of rankers. This upper bound has the same order as the lower bound proposed by Komiyama et al. [26] in terms of  $K \log T$ , but it is not optimal in the sense that it has large constant coefficients. As we demonstrate in our experiments, MergeRUCB can be improved by making use of TS to reduce the amount of randomness in the choice of rankers. Precisely, the cumulative regret of MergeRUCB is almost twice as large as that of MergeDTS in the large-scale setup shown in Section 6.

A recent extension of dueling bandits is called *multi-dueling bandits* [3, 33, 35], where more than two rankers can be compared at each step. Multi-Dueling Bandit (MDB) is the first proposed algorithm in this setting, which is specifically designed for online ranker evaluation. It maintains two UCB estimators for each pair of rankers, a looser confidence bound and a tighter one. At each step, if there is more than one ranker that is valid for the tighter UCB estimators, MDB compares all the rankers that are valid for the looser UCB estimators. MDB is outperformed by Self-Sparring, the state-of-the-art *multi-dueling bandit* algorithm, significantly [35]. In this paper, we do not focus on the *multi-dueling bandit* setup. The reasons are two-fold. First, to the best of our knowledge, there are no theoretical results in the multi-dueling setting that allow for the presence of cyclical preference relationships among the rankers. Second, Saha and Gopalan [33] state that “(perhaps surprisingly) [...] the flexibility of playing size- $k$  subsets does not really help to gather information faster than the corresponding dueling case ( $k = 2$ ), at least for the current subset-wise feedback choice model.” In this way, we argue that the improvement of the multi-dueling setup over the normal dueling setup is marginal.

## 4 MERGE DOUBLE THOMPSON SAMPLING

In this section, we describe the proposed algorithm, MergeDTS, and explain the main intuitions behind it. Then, we provide theoretical guarantees bounding the regret of MergeDTS.

Table 1. Notation used in this paper.

Notation	Description
$K$	Number of rankers
$a_i$	The $i$ -th ranker
$p_{ij}$	Probability of $a_i$ beating $a_j$
$M$	Size of a batch
$\alpha$	Exploration parameter, $\alpha > 0.5$
$\epsilon$	Probability of failure
$w_{ij}$	Number of times $a_i$ has beaten $a_j$
$s$	Stage of the algorithm
$\mathcal{B}_s$	Set of batches at the $s$ -th stage
$b_s$	Number of batches in $\mathcal{B}_s$
$\theta_{ij}$	Sampled probability of $a_i$ beating $a_j$
$a_c$	Ranker chosen in Phase I of MergeDTS
$\phi_i$	Sampled probability of $a_i$ beating $a_c$
$a_d$	Ranker chosen in Phase II of MergeDTS
$u_{ij}$	Upper confidence bound (UCB): $\frac{w_{ij}}{w_{ij}+w_{ji}} + \sqrt{\frac{\alpha \log(t+C(\epsilon))}{w_{ij}+w_{ji}}}$
$\Delta_{ij}$	$ p_{ij} - 0.5 $
$\Delta_{\min}$	$\min_{i \neq j} \Delta_{ij}$
$C(\epsilon)$	$\left( \frac{(4\alpha-1)K^2}{(2\alpha-1)\epsilon} \right)^{\frac{1}{2\alpha-1}}$

#### 4.1 The MergeDTS algorithm

Here we describe MergeDTS, Merge Double Thompson Sampling, which combines the benefits of both the elimination-based divide and conquer strategy of MergeRUCB and the sampling strategy of DTS, producing an effective scalable dueling bandit algorithm.

The pseudo-code for MergeDTS is provided in Algorithms 1–3, with the notation summarized in Table 1 for the reader’s convenience. The input parameters are the exploration parameter  $\alpha$ , the size of a batch  $M$  and the failure probability  $\epsilon \in (0, 1)$ . The algorithm records the outcomes of the past comparisons in matrix  $\mathbf{W}$ , whose element  $w_{ij}$  is the number of times ranker  $a_i$  has beaten ranker  $a_j$  so far.

MergeDTS begins by grouping rankers into small batches (Line 4). At each time-step, MergeDTS considers one batch  $B_m$  and, using optimistic estimates of the preference probabilities (Line 7), it purges any ranker that loses to another ranker even with an optimistic boost in favor of the former (Line 8).

If, as a result of the above purge,  $B_m$  becomes a single-element batch, it is merged with the next batch  $B_{m+1}$  (Line 10). Here,  $m + 1$  is interpreted as modulo  $b_s$ , where  $b_s$  is the number of batches in the current stage. This is done to avoid comparing a suboptimal ranker against itself, since if there is more than one batch, the best ranker in any given batch is unlikely to be the Condorcet winner of the whole dueling bandit problem. As we will see again below, MergeDTS takes great care to avoid comparing suboptimal rankers against themselves because it results in added regret, but yields no extra information, since we know that each ranker is tied with itself.

After the above elimination step, the algorithm proceeds in four phases: choosing the first ranker (Phase I), choosing the second ranker based on the first ranker (Phase II), comparing the two rankers and updating the statistics (Phase III), and repartitioning the rankers at the end of each stage (Phase IV). Of the four phases, Phase I and Phase II are the major reasons that lead to a boost



---

**Algorithm 1** MergeDTS (Merge Double Thompson Sampling)

---

**Input:**  $K$  rankers  $a_1, a_2, \dots, a_K$ ; partition size  $M$ ; exploration parameter  $\alpha > 0.5$ ; probability of failure  $\epsilon \in (0, 1)$ .

- 1:  $\mathbf{W} \leftarrow \mathbf{0}_{K,K}$  // The comparison matrix
- 2:  $C(\epsilon) = \left( \frac{(4\alpha-1)K^2}{(2\alpha-1)\epsilon} \right)^{\frac{1}{2\alpha-1}}$
- 3:  $s = 1$  // The stage of the algorithm
- 4:  $\mathcal{B}_s = \left\{ \underbrace{[a_1, \dots, a_M]}_{B_1}, \dots, \underbrace{[a_{(b_1-1)M+1}, \dots, a_K]}_{B_{b_1}} \right\}$  // Disjoint batches of rankers, with  $b_1 = \lceil \frac{K}{M} \rceil$
- 5: **for**  $t = 1, 2, \dots$  **do**
- 6:      $m = t \bmod b_s$  // Index of the batches
- 7:      $\mathbf{U} = \frac{\mathbf{W}}{\mathbf{W} + \mathbf{W}^T} + \sqrt{\left( \frac{\alpha \log(t + C(\epsilon))}{\mathbf{W} + \mathbf{W}^T} \right)}$  // UCB estimates: operations are element-wise and  $\frac{x}{0} := 1$
- 8:     Remove  $a_i$  from  $B_m$  if  $u_{ij} < 0.5$  for any  $a_j \in B_m$ .
- 9:     **if**  $b_s > 1$  and  $|B_m| = 1$  **then**
- 10:         Merge  $B_m$  with the next batch and decrement  $b_s$ .
- 11:     **end if**
- 12:      $a_c = \text{SampleTournament}(\mathbf{W}, B_m)$  // See Algorithm 2
- 13:      $a_d = \text{RelativeTournament}(\mathbf{W}, B_m, a_c)$  // See Algorithm 3
- 14:     // **Phase III:** Compare candidates and update batches
- 15:     Compare pair  $(a_c, a_d)$  and increment  $w_{cd}$  if  $a_c$  wins otherwise increment  $w_{dc}$ .
- 16:     // **Phase IV:** Update batch set
- 17:     **if**  $\sum_m |B_m| \leq \frac{K}{2^s}$  **then**
- 18:         Pair the larger size batches with the smaller ones, making sure the size of every batch is in  $[0.5M, 1.5M]$ .
- 19:      $s = s + 1$
- 20:     Update  $\mathcal{B}_s, b_s = |\mathcal{B}_s|$ .
- 21:     **end if**
- 22: **end for**

---

in effectiveness of MergeDTS when compared to MergeRUCB. We will elaborate both phases in the remainder of this section.

In Phase I, the method *SampleTournament* (Algorithm 2) chooses the first candidate ranker: MergeDTS samples preference probabilities  $\theta_{ij}$  from the posterior distributions to estimate the true preference probabilities  $p_{ij}$  for all pairs of rankers in the batch  $B_m$  (Lines 1–4, the first TS). Based on these sampled probabilities, MergeDTS chooses the first candidate  $a_c$  so that it beats most of the other rankers according to the sampled preferences (Line 6).

In Phase II, the method *RelativeTournament* (Algorithm 3) chooses the second candidate ranker: MergeDTS samples another set of preference probabilities  $\phi_j$  from the posteriors of  $p_{jc}$  for all rankers  $a_j$  in  $B_m \setminus \{a_c\}$  (Lines 1–3, the second TS). Moreover, we set  $\phi_c$  to be 1 (Line 4). This is done to avoid self-comparisons between suboptimal rankers for the reasons that were described above. Once the probabilities  $\phi_j$  have been sampled, we choose the ranker  $a_d$  that is going to be compared against  $a_c$ , using the following strategy. The worst ranker according to the sampled probabilities  $\phi_j$  is chosen as the second candidate  $a_d$  (Line 5). The rationale for this discrepancy is that we would

---

**Algorithm 2** SampleTournament

---

**Input:** The comparison matrix  $\mathbf{W}$  and the current batch  $B_m$ .

**Output:** The first candidate  $a_c$ .

```
1: for  $a_i, a_j \in B_m$  and  $i < j$  do
2:   Sample  $\theta_{ij} \sim \text{Beta}(w_{ij} + 1, w_{ji} + 1)$ 
3:    $\theta_{ji} = 1 - \theta_{ij}$ 
4: end for
5:  $\kappa_i = \frac{1}{|B_m|-1} \sum_{a_j \in B_m, j \neq i} \mathbb{1}(\theta_{ij} > 0.5)$ 
6:  $a_c = \arg \max_{a_i \in B_m} \kappa_i$  // First candidate
```

---

---

**Algorithm 3** RelativeTournament

---

**Input:** The comparison matrix  $\mathbf{W}$ , the current batch  $B_m$  and the first candidate  $a_c$ .

**Output:** The second candidate  $a_d$ .

```
1: for  $a_j \in B_m$  and  $j \neq c$  do
2:   Sample  $\phi_j \sim \text{Beta}(w_{jc} + 1, w_{cj} + 1)$ 
3: end for
4:  $\phi_c = 1$  // Avoid self-comparison
5:  $a_d = \arg \min_{a_j \in B_m} \phi_j$  // Second candidate
```

---

like to eliminate rankers as quickly as possible, so rather than using the upper confidence bounds to explore when choosing  $a_d$ , we use the lower confidence bounds to knock the weakest link out of the batch as quickly as possible.

In Phase III (Line 14) of Algorithm 1, MergeDTS plays  $a_c$  and  $a_d$  and updates the comparison matrix  $\mathbf{W}$  based on the observed feedback. Finally, in Phase IV (Lines 15–19), if the number of remaining rankers in the current stage is half of the rankers of the previous stage (Line 15), MergeDTS enters the next stage, before which it repartitions the rankers. Following the design of MergeRUCB, this is done by merging batches of rankers such that the smaller sized batches are combined with the larger sized batches; we enforce that the number of rankers in the new batches is kept in the range of  $[0.5M, 1.5M]$ .

## 4.2 Theoretical guarantees

In this section, we state and prove a high probability upper bound on the regret accumulated by MergeDTS after  $T$  steps, under the assumption that the dueling bandit problem contains a Condorcet winner. We start by listing two assumptions that we borrow from MergeRUCB in [44, Section 7]:

**Assumption 1.** There is no repetition in rankers. All ranker pairs  $(a_i, a_j)$  with  $i \neq j$  are distinguishable, i.e.,  $p_{ij} \neq 0.5$ , unless both of them are “uninformative” rankers that provide random ranked lists and cannot beat any other rankers.

**Assumption 2.** The uninformative rankers are at most one third of the full set of rankers.

These assumptions arise from the Yahoo! Learning to Rank Challenge dataset, where there are 181 out of 700 rankers that always provide random ranked lists. Moreover, we emphasize that **Assumption 1** and **Assumption 2** are milder than the assumptions made in Self-Sparring and DTS, where indistinguishability is simply not allowed.

We now state our main theoretical result:



**THEOREM 4.1.** *Applying MergeDTS with  $\alpha > 0.5$  and  $M \geq 4$  to a  $K$ -armed dueling bandit problem with a Condorcet winner and no ties, with probability  $1 - \epsilon$  the cumulative regret  $\mathcal{R}(T)$  after  $T$  steps is bounded by:*

$$\mathcal{R}(T) < \frac{8\alpha MK \ln(T + C(\epsilon))}{\Delta_{\min}^2}, \quad (1)$$

where  $\Delta_{\min}$  and  $C(\epsilon)$  are as in Table 1.

This theorem is similar to Theorem 1 in [44]. Our upper bound on the  $T$ -step cumulative regret of MergeDTS is  $O(K \ln(T)/\Delta_{\min}^2)$ . In other words, the cumulative regret grows linearly with the number of rankers,  $K$ . This is the most important advantage of MergeDTS, which states the potential of applying it to the large-scale online evaluation. We emphasize that for most of the  $K$ -armed dueling bandit algorithms in the literature, the upper bounds contain a  $K^2$  term, which renders them unsuitable for large-scale online ranker evaluation. The minimal gap,  $\Delta_{\min}$  is inevitable for every  $K$ -armed dueling bandit algorithm. And for  $\alpha$ , it is a common parameter in UCB-type algorithms, called the exploration parameter.  $\alpha$  controls the trade-off between exploitation and exploration: larger  $\alpha$  results in more exploration, whereas smaller  $\alpha$  makes the algorithm more exploitative. Theoretically,  $\alpha$  should be larger than 0.5. However, as shown in our experiments, using some values of  $\alpha$  that are outside the theoretical regime can lead to a boost in the effectiveness of MergeDTS.

**PROOF OF THEOREM 4.1.** Lemma 3 in [44] states that with probability  $1 - \epsilon$  the number of comparisons between a pair of rankers  $(i, j)$  is bounded by

$$\frac{4\alpha \ln(T + C(\epsilon))}{\Delta_{i,j}^2},$$

regardless of the way the rankers are selected, as long as the same criterion as MergeRUCB is used for eliminating rankers. Since the elimination criterion for MergeDTS is the same as that of MergeRUCB, we can apply the same argument used to prove Theorem 1 in [44] to get a bound of

$$\frac{8\alpha MK \ln(T + C(\epsilon))}{\Delta_{\min}^2}$$

on the regret accumulated by MergeDTS. □

### 4.3 Discussion

The prefix “merge” in MergeDTS signifies the fact that it uses a similar divide-and-conquer strategy as merge sort. It partitions the  $K$ -arm set into small batches of size  $M$ . The comparisons only happen between rankers in the same batch, which, in turn, avoids global pair-wise comparisons and gets rid of the  $O(K^2)$  dependence in the cumulative regret, which is the main limitation for using dueling bandits for large datasets.

In contrast to sorting, MergeDTS needs a large number of comparisons before declaring a difference between rankers since the feedback is stochastic. The harder two rankers are to distinguish or in other words the closer  $p_{ij}$  is to 0.5, the more comparisons are required. Moreover, if a batch only contains the uninformative rankers, the comparisons between those rankers will not stop, which incurs infinite regrets. MergeDTS reduces the number of comparisons between hardly distinguishable rankers as follows:

- (1) MergeDTS compares the best ranker in the batch to the worst to avoid comparisons between hardly distinguishable rankers;
- (2) when half of the rankers of the previous stage are eliminated, MergeDTS pairs larger batches to smaller ones that contain at least one informative ranker and enters the next stage.

The second item is borrowed from the design of MergeRUCB.

MergeDTS and MergeRUCB follow the same “merge” strategy. The difference between these two algorithms is in their strategy of choosing rankers, i.e., Algorithms 2 and 3. MergeDTS employs a sampling strategy to choose the first ranker inside the batch and then uses another sampling strategy to choose the second ranker that is potentially beaten by the first one. As stated above, this design comes from the fact that MergeDTS is carefully designed to reduce the comparisons between barely distinguishable rankers. In contrast to MergeDTS, MergeRUCB randomly chooses the first ranker and chooses the second ranker to be the one that is the most likely to beat the first ranker, as discussed in Section 3. The uniformly random strategy inevitably increases the number of comparisons between those barely distinguishable rankers.

In summary, the double sampling strategy used by MergeDTS is the major factor that leads to the superior performance of MergeDTS as demonstrated by our experiments.

## 5 EXPERIMENTAL SETUP

### 5.1 Research questions

In this paper, we investigate the application of dueling bandits to the large-scale online ranker evaluation setup. Our experiments are designed to answer the following research questions:

**RQ1** Does MergeDTS outperform the state-of-the-art large-scale algorithm MergeRUCB as well as the more recently proposed Self-Sparring in terms of effectiveness, i.e., asymptotic regret?

In the bandit literature [4, 5, 36], regret is a measure of convergence. In particular, **RQ1** asks how fast can MergeDTS find the best ranker in the large-scale online ranker evaluation task compared to other baselines?

**RQ2** How do MergeDTS and the baselines scale computationally?

What is the time complexity of MergeDTS? Does MergeDTS require less running time than the baselines?

**RQ3** How do different levels of noise in the feedback signal affect the effectiveness of MergeDTS and the baselines?

In particular, can we still observe the same results in **RQ1** after a (simulated) user changes its behavior? How sensitive are MergeDTS and the baselines to noise?

**RQ4** How do MergeDTS and the baselines perform when the dueling bandit problem contains cycles?

Previous work has found that cyclical preference relations between rankers are abundant in online ranker comparisons [44, 45]. Can MergeDTS and the baselines find the Condorcet winner when the experimental setup features a large number of cyclical relations between rankers?

**RQ5** How does MergeDTS perform when the dueling bandit problems violates the Condorcet assumption?

We focus on the Condorcet dueling bandit task in this paper. Can MergeDTS be applied to the dueling bandit tasks without the existence of a Condorcet winner?

**RQ6** What is the parameter sensitivity of MergeDTS?

Can we improve the performance of MergeDTS by tuning its parameters, such as the exploration parameter  $\alpha$ , the size of a batch  $M$ , and the probability of failure  $\epsilon$ ?

### 5.2 Datasets

To answer our research questions we use two types of dataset: two real-world datasets and a synthetic dataset.

First, to answer **RQ1–RQ3**, we run experiments on two large-scale datasets, i.e., datasets that contain a large number of rankers: the Microsoft Learning to Rank (MSLR) WEB30K dataset [32] and the Yahoo! Learning to Rank Challenge Set 1 (Yahoo) [7].<sup>1</sup> We emphasize that each ranker is an arm in the  $K$ -armed dueling bandit setup. The MSLR dataset contains 136 rankers and the Yahoo dataset contains 700 rankers. Compared to the typical  $K$ -armed dueling bandit setups, where  $K$  is generally substantially smaller than 100 [1, 35, 39, 41], these are large numbers of rankers.

Second, to answer **RQ4**, we use a synthetic dataset, generated by Zoghi et al. [44], which contains cycles (called Cycle in the rest of the paper). The Cycle dataset has 20 rankers with one Condorcet winner,  $a_1$ , and 19 suboptimal rankers,  $a_2, \dots, a_{20}$ . The Condorcet winner beats the other 19 suboptimal rankers. And those 19 rankers have a cyclical preference relationship between them. More precisely, following Zoghi et al. [44], the estimated probability  $p_{1j}$  of  $a_1$  beating  $a_j$  ( $j = 2, \dots, 20$ ) is set to  $p_{1j} = 0.51$ , and the preference relationships between the suboptimal rankers are described as follows: visualize the 19 rankers  $a_2, \dots, a_{20}$  sitting at a round table, then each ranker beats every ranker to its left with probability 1 and loses to every ranker to its right with probability 1. In this way we obtain the Cycle dataset.

Finally, to answer **RQ5**, we use the MSLR-non-Condorcet dataset from [39], which is a subset of the MSLR dataset that does not contain a Condorcet winner. This dataset has 32 rankers with two winners (instead of one), each of which beats the other 30 rankers.

### 5.3 Evaluation methodology

To evaluate dueling bandit algorithms, we follow the proxy approach from [44]. It first uses an interleaving algorithm to obtain a preference matrix, i.e., a matrix that for each pair of rankers contains the probability that one ranker beats the other. More precisely, for each pair of rankers  $a_i$  and  $a_j$ ,  $p_{ij}$  is the estimation that  $a_i$  beats  $a_j$  in the simulated interleaved comparisons. Then, this obtained preference matrix is used to evaluate dueling bandit algorithms: for two rankers  $a_i$  and  $a_j$  chosen by a dueling bandit algorithm, we compare them by drawing a sample from a Bernoulli distribution with mean  $p_{ij}$ , i.e., 1 means that  $a_i$  beats  $a_j$  and vice versa. This is a standard approach to evaluating dueling bandit algorithms [39, 41, 45]. Moreover, the proxy approach has been shown to have the same quality as interleaving in terms of evaluating dueling bandit algorithms [44].

In this paper, we adopt the procedure described by Zoghi et al. [44], who use Probabilistic Interleave [17] to obtain a preference matrix for the MSLR dataset, and obtain a preference matrix for the Yahoo datasets.<sup>2</sup> In the case of the MSLR dataset, the number of comparisons for every pair of rankers is 400,000 and, in the case of the Yahoo dataset, we use 60,000 comparisons per pair of rankers. The reason for this discrepancy is pragmatic: the latter dataset has roughly 27 times as many pairs of rankers to be compared.

### 5.4 Click simulation

Since the interleaved comparisons mentioned above are carried out using click feedback, we follow Hofmann et al. [19] and simulate clicks using three configurations of a click model [9]: namely *perfect*, *navigational* and *informational*. The perfect configuration simulates a user who checks every document and clicks on a document with a probability proportional to the query-document relevance. This configuration is the easiest one for dueling bandit algorithms to find the best ranker, because it contains very little noise. The navigational configuration mimics a user who seeks specific information, i.e., who may be searching for the link of a website, and is likely to stop browsing results after finding a relevant document. This configuration contains more noise than the

<sup>1</sup>We omit the Yahoo Set 2 dataset because it contains far fewer queries than the Yahoo Set 1 dataset.

<sup>2</sup>We use the implementation of Probabilistic Interleave in the LEROT software package [34].

perfect configuration and is harder for dueling bandit algorithms to find the best ranker. Finally, the informational configuration represents a user who wants to gather all available information for a query and may click on documents that are not relevant with high probability. In the informational configuration the feedback contains more noise than in the perfect and navigational configurations, which makes it the most difficult configuration for dueling bandit algorithms to determine the best ranker, which, in turn, may result in the highest cumulative regret among the three configurations.

To answer the research questions that concern large-scale dueling bandit problems, namely **RQ1**, **RQ2** and **RQ6**, we use the navigational configuration, which represents a reasonable middle ground between the perfect and informational configurations [17]. The corresponding experimental setups are called MSLR-Navigational and Yahoo-Navigational. To answer **RQ3** regarding the effect of feedback with different levels of noise, we use all three configurations on the MSLR dataset, with the corresponding setups being MSLR-Perfect, MSLR-Navigational and MSLR-Informational. (For the Yahoo dataset we observed qualitatively similar results.)

## 5.5 Baselines

We compare MergeDTS to three state-of-the-art dueling bandit algorithms: MergeRUCB [44], DTS [39], and Self-Sparring [35]. Of these, MergeRUCB is designed for large-scale online ranker evaluation and is the state-of-the-art large-scale dueling bandit algorithm. DTS is the state-of-the-art small-scale dueling bandit algorithm. Self-Sparring is the most recent proposed dueling bandit algorithm and is also the state-of-the-art algorithm in the multi-dueling setup. However, as discussed in Section 6.2, we are forced to leave DTS out of the Yahoo-Navigational setup for computational reasons.

## 5.6 Parameters

To set the parameters of MergeDTS, we can follow Zoghi et al. [44], who derive the optimal  $\alpha$  for MergeRUCB to be  $\alpha > 1$ , and choose  $\alpha = 1.01$ ,  $M = 4$ , and  $\epsilon = 0.01$ . According to Theorem 4.1, these values are also optimal for MergeDTS, and we use them as the default setup.

Recall that Theorem 4.1 is based on Lemma 3 in [44]. The latter provides a versatile high probability guarantee that the confidence intervals will not mislead the algorithm into eliminating the Condorcet winner by mistake. However, this result is proven using the Chernoff-Hoeffding [15] bound together with an application of the union bound [6], both of which introduce certain gaps between theory and practice. In particular, we conjecture that the expression for  $C(\epsilon)$ , which derives its form from Lemma 3 in [44], is excessively conservative. Put differently, Theorem 4.1 specifies a sufficient condition for the proper functioning of MergeDTS, not a necessary one. So, a natural question that arises is the following: to what extent can restrictions imposed by our theoretical results be violated without the algorithm failing in practice? In short, what is the gap between theory and practice and what is the parameter sensitivity of MergeDTS?

To address these questions and answer **RQ6**, we conduct extensive parameter sensitivity analyses in the MSLR-Navigational setup with the following parameters:  $\alpha \in \{0.8^0, 0.8^1, \dots, 0.8^9\}$ ,  $C \in \{4 \times 10^2, 4 \times 10^3, \dots, 4 \times 10^6, 4,726,908\}$ , and  $M \in \{2, 4, 8, 16\}$ .  $C$  is short for  $C(\epsilon)$ . According to Eq. (1), the impact of  $\epsilon$  on regret is limited, because the log of a root of a number is almost a constant. We analyze the impact of  $C$  instead. When we analyze  $C$ , we use the above candidate values directly instead of computing  $C(\epsilon)$  (Line 2 of Algorithm 1). The details about the choice of the values are explained in the following paragraph.

When choosing candidate values for  $\alpha$ , we want them to cover the optimal theoretical value  $\alpha > 1$ , the lowest theoretically legal value  $\alpha > 0.5$ , and for smaller values of  $\alpha$  we want to decrease the differences between two consecutive  $\alpha$ 's. This last condition is imposed because smaller values of  $\alpha$  may mislead MergeDTS to eliminate the Condorcet winner. So we shrink the search space for

smaller values of  $\alpha$ . The powers of 0.8 from 0 to 9 seem to satisfy the above conditions, particularly  $0.8^3 \approx 0.5$  and obviously  $0.8^0 = 1$  with the difference between  $0.8^n$  and  $0.8^{n+1}$  becoming smaller with larger  $n$ . The value  $C = 4,726,908$  is calculated from the definition of  $C(\epsilon)$  with the default  $\alpha = 1.01$  and  $M = 4$  (see Table 1), noting that the MSLR-Navigational setup contains 136 rankers, i.e.,  $K = 136$ . As discussed before, the design of  $C(\epsilon)$  may be too conservative. So, we only choose candidate values smaller than 4,726,908. We use the log-scale of  $C(\epsilon)$  because the upper bound is logarithmic with  $C(\epsilon)$ .

The sensitivity of parameters is analyzed by following the order of their importance to Theorem 4.1, i.e.,  $\alpha$  and  $M$  have a linear relation to the cumulative regret and  $C$  has a logarithmic relation to the cumulative regret. We first evaluate the sensitivity of  $\alpha$  with the default values of  $M$  and  $C$ . Then we use the best value of  $\alpha$  to test a range of values of  $M$  (with default  $C$ ). Finally, we analyze the impact of  $C$  using the best values of  $\alpha$  and  $M$ .

We discover the practically optimal parameters for MergeDTS to be  $\alpha = 0.8^6$ ,  $M = 16$  and  $C = 400,000$ , in Section 6.6. We repeat the procedure for MergeUCB and DTS, and use their optimal parameter values in our experiments, which are  $\alpha = 0.8^6$ ,  $M = 16$ ,  $C = 400,000$  for MergeUCB and  $\alpha = 0.8^6$  for DTS. Then, we use these values to answer **RQ1–RQ5**. Self-Sparring does not have any parameters, so further analysis and tuning are not needed here.

## 5.7 Metrics

In our experiments, we assess the efficiency (time complexity) and effectiveness (asymptotic regret) of MergeDTS and baselines. The metric for efficiency is the running time in days. We compute the running time from the start of the first step to the end of the  $T$ -th step, where  $T = 10^8$  in our experiments.

To measure the effectiveness, we use cumulative regret, which at time  $T$  is computed as:

$$\mathcal{R}(T) = \sum_{t=1}^T r(t) = \sum_{t=1}^T \frac{1}{2} (\Delta_{1,c_t} + \Delta_{1,d_t}), \quad (2)$$

where  $r(t)$  is the regret at step  $t$ ,  $c_t$  and  $d_t$  are the indices of rankers chosen at step  $t$ , and without loss of generalization, we assume  $a_1$  to be the Condorcet winner. The regret  $r(t)$  arises from the comparisons between the two suboptimal rankers at  $t$  step. It is the average sub-optimality of comparing two rankers  $a_i$  and  $a_j$  with respect to the Condorcet winner  $a_i$ , i.e.,  $\frac{p_{ii} + p_{1j}}{2} - 0.5$ . The cumulative regret  $\mathcal{R}(T)$  is the total sub-optimality in the whole  $T$  steps. We call a dueling bandit algorithm *asymptotically optimal*, if the regret tends to 0 and the cumulative regret stops growing. The results in all experiments are averaged over 15 and 100 independent runs on large- and small-scale datasets respectively, where both numbers are either equal to or larger than the choices in previous studies [35, 39, 44]. In the effectiveness experiments, we also report the standard error of the average cumulative regret, which measures the differences between the average of samples and the expectation of the sample population.

All the experiments are conducted on a server with Intel(R) Xeon(R) CPU E5-2650 0 2.00GHz (32 Cores) and 64 Gigabyte. To be precise, an individual run of each algorithm is conducted on a single core with 1 Gigabyte.

## 6 RESULTS

In this section, we analyze the results of our experiments. In Section 6.1, we compare the effectiveness (asymptotic regret) of MergeDTS and the baselines in two large-scale online evaluation setups. In Section 6.2, we compare and analyze the efficiency (time complexity) of MergeDTS and the baselines. In Section 6.3, we study the impact of different levels of noise in the click feedback on

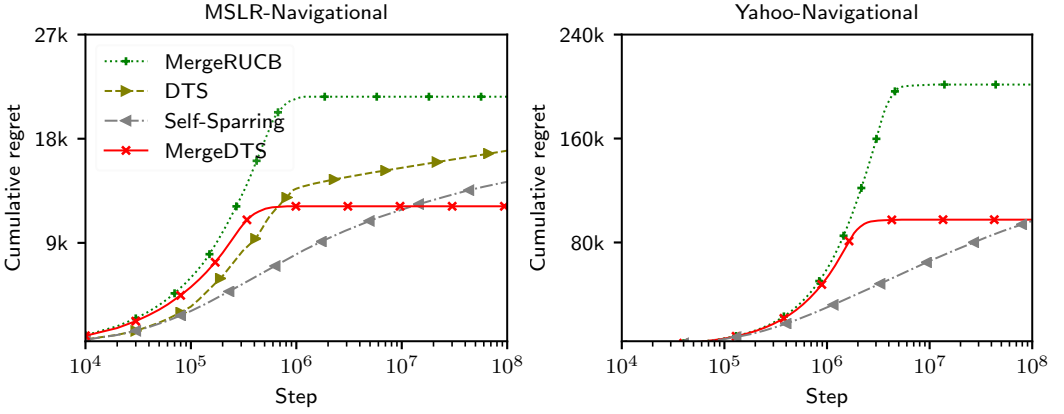


Fig. 1. Cumulative regret on large-scale online ranker evaluation: lower is better. Note that the scales of the y-axes are different. The shaded areas are  $\pm$  standard error.

the algorithms. In Section 6.4 and Section 6.5, we evaluate MergeDTS and the baselines in two alternative setups: the cyclic case and the non-Condorcet case, respectively. In Section 6.6, we analyze the parameter sensitivity of MergeDTS.

### 6.1 Large-scale experiments

To answer **RQ1**, we compare MergeDTS to the large-scale state-of-the-art baseline, MergeRUCB, as well as the more recently proposed Self-Sparring, in two large-scale online evaluation setups, namely MSLR-Navigational and Yahoo-Navigational. The results are reported in Figure 1, which depicts the cumulative regret of each algorithm, averaged over 15 independent runs. As mentioned in Section 2, the cumulative regret is a measure of the total loss incurred by a dueling bandit algorithm and so lower regret curves are better. Also note that DTS is not considered in the Yahoo-Navigational setup for computational reasons, which is discussed in more detail in Section 6.2.

Figure 1 shows that MergeDTS outperforms the large-scale state-of-the-art MergeRUCB. Regarding the comparison with Self-Sparring and DTS, we would like to point out the following facts: (1) MergeDTS outperforms DTS and Self-Sparring in the MSLR-Navigational setup; (2) in the Yahoo-Navigational setup, MergeDTS converges after three million steps while the cumulative regret of Self-Sparring is still growing after 100 million steps, which means that asymptotically over time MergeDTS outperforms (has lower regret than) Self-Sparring.

### 6.2 Computational scalability

Table 2. Average running time in **days** of each algorithm on large-scale problems after  $10^8$  steps averaged over 15 independent runs. The DTS running time in the Yahoo-Navigational setup is estimated by multiplying the average running time at  $10^5$  steps by  $10^3$  (given in *italics*).

	MSLR-Navigational	Yahoo-Navigational
# Rankers	136	700
MergeDTS	0.07	0.27
MergeRUCB	0.20	0.27
Self-Sparring	0.26	0.64
DTS	3.75	<i>100.76</i>



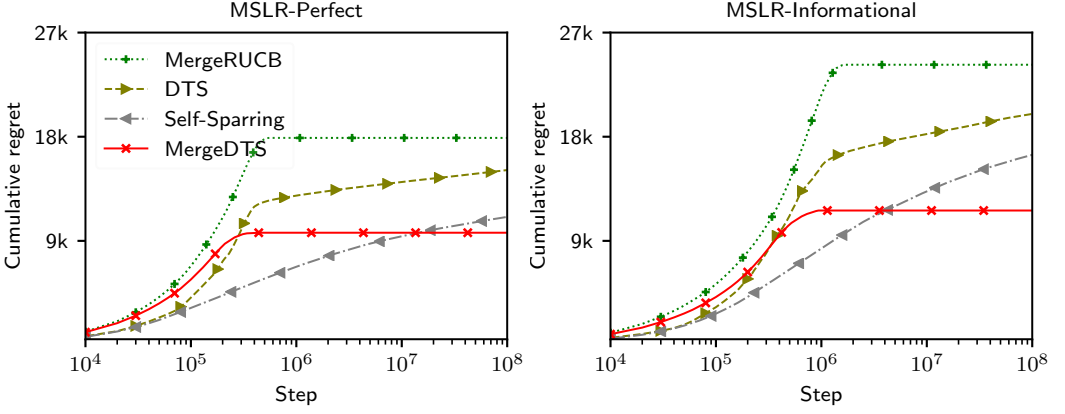


Fig. 2. Effect on cumulative regret of the level of noise in click feedback on the MSLR dataset. (Contrast with MSLR-Navigational in Figure 1.)

To address **RQ2**, we report in Table 2 the average running time (in days) of each algorithm in two large-scale dueling bandit setups, namely MSLR-Navigational and Yahoo-Navigational. As before, each algorithm is run for  $10^8$  steps. Since an individual run of DTS in the Yahoo-Navigational setup takes more than 100 days, which is simply impractical for our experiments, the running time of DTS in this setup is estimated by multiplying the average running time at  $10^5$  steps by  $10^3$ .

Table 2 shows that MergeDTS and MergeRUCB have very low running time. This is due to the fact that they perform computations inside batches and their computational complexity is  $O(TM^2)$ , where  $T$  is the number of steps and  $M$  is the size of batches. Moreover, MergeDTS is considerably faster in the MSLR-Navigational setup, because there it finds the best ranker with fewer steps, as can be seen in Figure 1. After finding this best ranker, the size of batches  $M$  becomes 1 and, from that moment on, MergeDTS does not perform any extra computations. The running time of Self-Sparring is also low, but grows with the number of rankers, roughly linearly. This is because at each step Self-Sparring draws a sample from the posterior distribution of each ranker and its running time is  $\Omega(TK)$ , where  $K$  is the number of rankers. DTS is orders of magnitude slower than other algorithms and its running time grows roughly quadratically, because DTS requires a sample for each pair of rankers at each step and its running time is  $\Omega(TK^2)$ .

Large-scale commercial search systems process over a billion queries a day [14], and run hundreds of different experiments [25] concurrently, in each of which two rankers are compared. The running times for DTS that appear in Table 2 are far beyond the realm of what might be considered reasonable to process on even 10% of one day’s traffic: note that one query in the search setting corresponds to one step for a dueling bandit algorithm, since each query could be used to compare two rankers by performing an interleaved comparison. Given the estimated running times listed in Table 2, we exclude DTS from our experiments on the large-scale datasets for practical reasons.

### 6.3 Impact of noise

To address **RQ3**, we run MergeDTS in the perfect, navigational and informational configurations (see Section 5.4). As discussed in Section 5.4, the perfect configuration is the easiest one for dueling bandit algorithms to reveal the best ranker, while the informational configuration is the hardest. We report the results of the perfect and informational configurations on the MSLR dataset in Figure 2 and report the results of the same configurations on the Yahoo dataset in Figure 3. For comparison, we refer readers to plots in Figure 1 for the results of the navigational configuration.

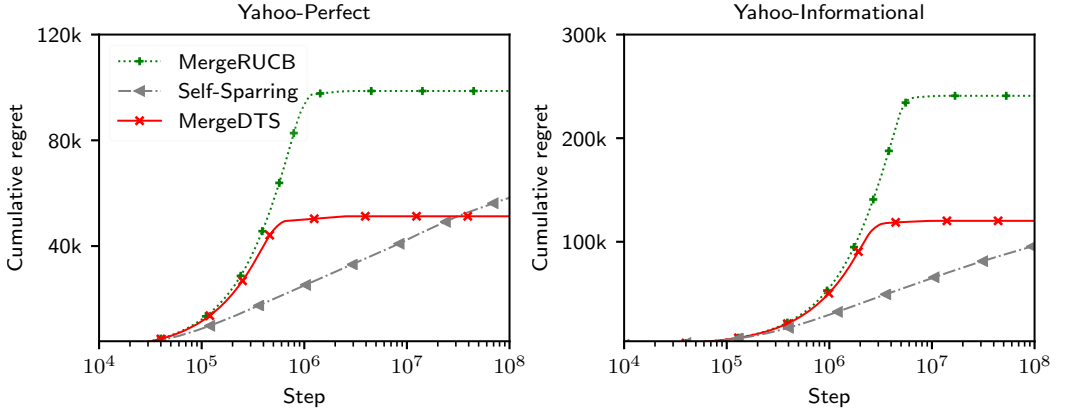


Fig. 3. Effect on cumulative regret of the level of noise in click feedback on the Yahoo dataset. The scales of the y-axes are different. (Contrast with Yahoo-Navigational in Figure 1.)

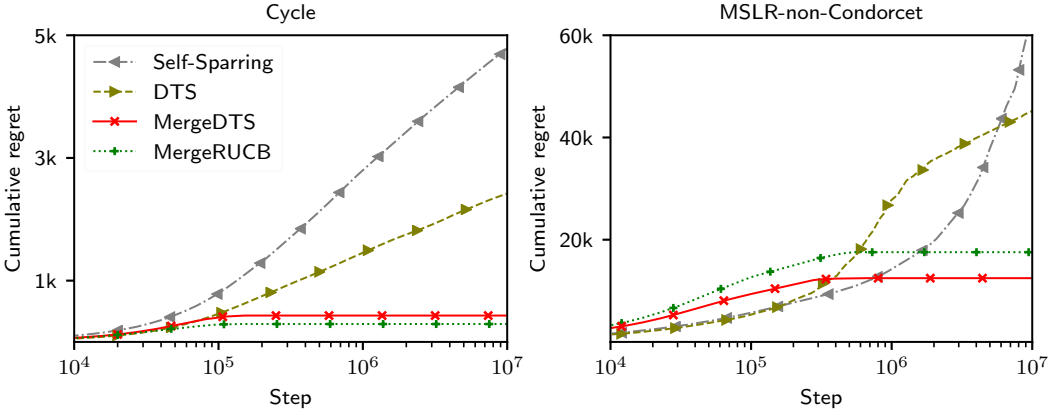


Fig. 4. Cumulative regret under additional setups.

On the MSLR dataset, in all three configurations, MergeDTS outperforms the baselines, and the gaps get larger as click feedback gets noisier. The results also show that Self-Sparring is affected more severely by the level of noise than the other algorithms. This is because Self-Sparring estimates the Borda score [38] of a ranker and, in our experiments, the noisier click feedback is, the closer the Borda scores are to each other, making it harder for Self-Sparring to identify the winner.

On the Yahoo dataset, we notice the contrary results to those of the MSLR dataset. This time, MergeDTS is affected more severely by the level of noise than Self-Sparring. This is because the existents of the uninformative rankers stated in **Assumption 1**. In the noisier configurations, the gaps between uninformative and informative rankers are smaller, which result in the long time of comparisons for MergeDTS to eliminate the uninformative rankers. And comparing those uninformative rankers leads to high regrets.

In summary, MergeDTS converges the fastest in all 6 configurations. But its performance can be affected severely when the dataset contains a large number of uninformative rankers.

#### 6.4 Cycle experiment

We address **RQ4** by running the considered algorithms on the Cycle dataset [44]. Particularly, we notice that Self-Sparring performs well in some cases (see the above experiments and results),

but does poorly when a dueling bandit problem contains cyclic preference relationships. This is a point of grave concern in online evaluation [45]. Therefore, in this section we assess how dueling bandit algorithms behave when a dueling bandit problem contains cycles. To this end, we run the considered algorithms on the Cyclic dataset, described in Section 5.

In this section as well as the next, we conduct experiments for 10 million steps and repeat 100 times since Merge-style algorithms converge within less than 1 million steps and running longer only increases the gaps between MergeDTS and baselines. The top plot in Figure 4 shows that, although Self-Sparring performs well in some cases (see the above experiments), its cumulative regret on the Cycle dataset is an order of magnitude higher than that of MergeDTS. Of the four considered algorithms, Self-Sparring is a distant last. We also notice that MergeRUCB lightly outperforms MergeDTS on the Cycle dataset. This can be explained as follows. In the Cycle dataset, the preference gap between the Condorcet winner and suboptimal rankers is small (i.e., 0.01), while the gaps between suboptimal rankers are relatively large (i.e., 1.0). Under this setup, MergeDTS tends to use the Condorcet winner to eliminate suboptimal rankers in the final stage. On the other hand, MergeRUCB eliminates a ranker by another ranker who beats it with the largest probability. So, MergeDTS requires more comparisons to eliminate suboptimal rankers than MergeRUCB. However, the gap between MergeRUCB and MergeDTS is small.

### 6.5 Beyond the Condorcet assumption

To answer **RQ5**, we evaluate MergeDTS on the MSLR-non-Condorcet dataset which does not contain a Condorcet winner [39]. In this setup, called Copeland dueling bandits [39, 43], regret is computed differently from the Condorcet setup. Given a pair of rankers  $(a_i, a_j)$ , regret at step  $t$  is computed as:

$$r_t = \zeta^* - 0.5(\zeta_i + \zeta_j),$$

where  $\zeta_i = \frac{1}{K-1} \sum_{k \neq i} \mathbb{1}(p_{ik} > 1/2)$  and  $\zeta^* = \max_{1 \leq i \leq K} \zeta_i$ . The results are shown in the bottom plot of Figure 4. MergeDTS converges in less than  $10^6$  steps and outperforms DTS, the state-of-the-art Copeland dueling bandit algorithm, with a large gap. We hypothesize that this is because the elimination strategy used by MergeDTS reduces the comparisons between suboptimal rankers. We emphasize that MergeDTS is only guaranteed to work under the Condorcet assumption. In our experiments, we find that MergeDTS eliminates one of the two existing winners.

### 6.6 Parameter sensitivity

We answer **RQ6** and analyze the parameter sensitivity of MergeDTS using the setup described in Section 5.6. Since MergeDTS converges within 10 million steps, we conduct the experiments with 10 million steps and repeat 100 times. Recall that we conduct the experiments in the MSLR-Navigational setup. The results are reported in Figure 5. We also report the standard errors in the plots.

The left plot in Figure 5 shows the effect of the exploration parameter  $\alpha$  on the performance of MergeDTS. First, lowering  $\alpha$  can significantly increase the performance, e.g., the cumulative regret for  $\alpha = 0.8^4$  is about one third of the reward for  $\alpha = 1.0$  (which is close to the theoretically optimal value  $\alpha = 1.01$ ). Second, as we decrease  $\alpha$ , the number of failures increases, where a failure is an event that MergeDTS eliminates the Condorcet winner: with  $\alpha = \{0.8^9, 0.8^8, 0.8^7\}$  we observe 11, 2, 1 failures, respectively, and, thus, the cumulative regret increases linearly w.r.t.  $T$ . Since in practice we do not want to eliminate the best ranker,  $\alpha = 0.8^6$  seems to be the optimal value.

The middle plot in Figure 5 shows the dependency of MergeDTS on  $C$ . Similarly to the effect of  $\alpha$ , lower values of  $C$  lead to lower regret, but also to a larger number of failures.  $C = 400,000$  is the lowest value that does not lead to any failures, so we choose it as the practically optimal one.

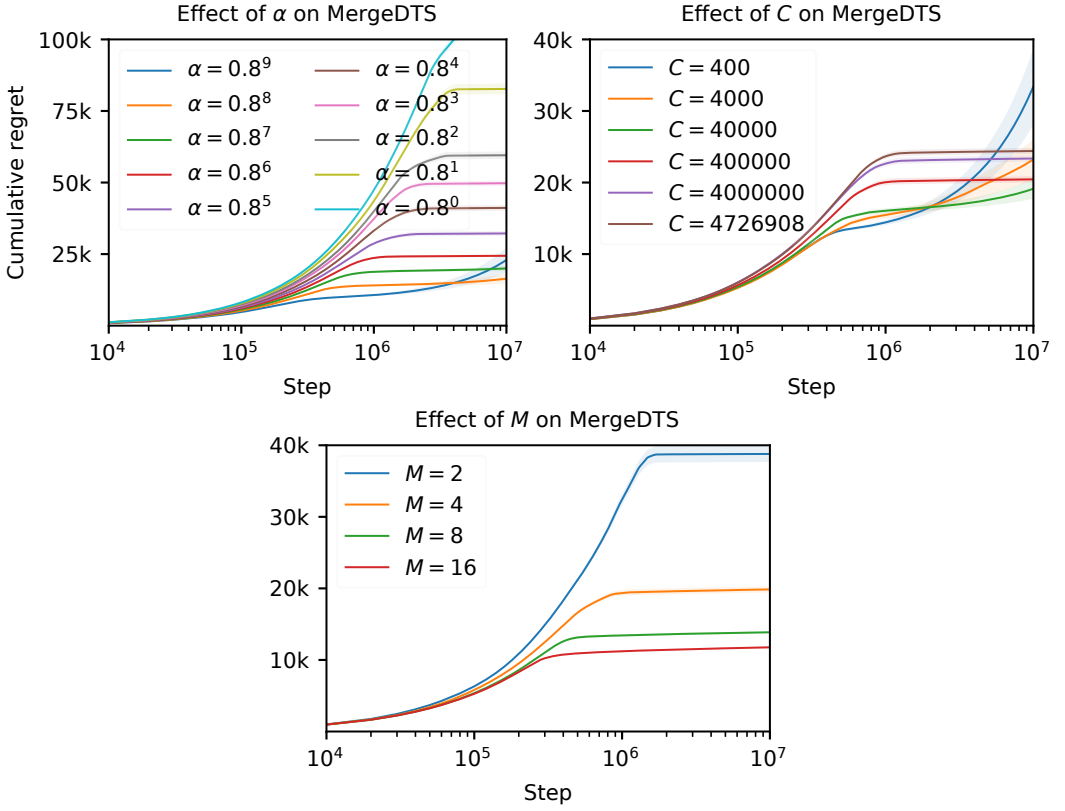


Fig. 5. Effect of the parameters  $\alpha$ ,  $M$ , and  $C$  on the performance of MergeDTS in the MSLR-Navigational setup. The shaded areas are  $\pm$  standard error.

The right plot in Figure 5 shows the effect of the batch size  $M$ . The larger the batch size, the lower the regret. This can be explained as follows. The DTS-based strategy uses the full local knowledge in a batch to choose the best ranker. A larger batch size  $M$  provides more knowledge to MergeDTS to make decisions, which leads to a better choice of rankers. But the time complexity of MergeDTS is  $O(TM^2)$ , i.e., quadratic in the batch size. Thus, for realistic scenarios we cannot increase  $M$  indefinitely. We choose  $M = 16$  as a tradeoff between effectiveness (cumulative regret) and efficiency (running time).

In summary, the theoretical constraints on the parameters of MergeDTS are rather conservative. There is a range of values for the key parameters  $\alpha$ ,  $M$  and  $C$ , where the theoretical guarantees fail to hold, but where MergeDTS performs better than it would if we were to constrain ourselves only to values permitted by theory.

## 7 CONCLUSION

In this paper, we have studied the large-scale online ranker evaluation problem under the Condorcet assumption, which can be formalized as a  $K$ -armed dueling bandit problem. We have proposed a scalable version of the state-of-the-art Double Thompson Sampling algorithm, which we call MergeDTS.

Our experiments have shown that MergeDTS is considerably more efficient than DTS in terms of computational complexity, and that it significantly outperforms the large-scale state-of-the-art

algorithm MergeRUCB. Furthermore, we have demonstrated the robustness of MergeDTS when dealing with difficult dueling bandit problems containing cycles among the arms. We have also demonstrated that MergeDTS can be applied to some of the dueling bandit tasks which do not contain a Condorcet winner. Last but not least, we proved theoretical guarantees for the cumulative regret of MergeDTS. Given these findings, we put forth the claim that MergeDTS is the most suitable algorithm in the literature for tackling the large-scale online ranker evaluation problem.

An interesting direction for future work that arises out of this study is a generalization of MergeDTS, as well as the theoretical analysis presented here, to the case of online ranker evaluation tasks with the multi-dueling setup, as mentioned in Section 3. Furthermore, we suspect that the UCB-based elimination utilized in MergeDTS is too conservative, it might be that more recent minimum empirical divergence based techniques [27] may be leveraged to speed up the elimination of the rankers. Finally, as evidenced by our experimental results, the bound proven for MergeDTS is likely to be loose, so an interesting future direction for theoretical work would be to devise new proof techniques that would reduce the gap between theory and practice.

## CODE AND DATA

To facilitate reproducibility of the results in this paper, we are sharing the code and the data used to run the experiments in this paper at <https://github.com/chang-li/MergeDTS>.

## ACKNOWLEDGMENTS

We thank Artem Grotov, Christophe Van Gysel, Nikos Voskarides and Rolf Jagerman for their helpful comments and technical support.

## REFERENCES

- [1] Nir Ailon, Zohar Karnin, and Thorsten Joachims. 2014. Reducing dueling bandits to cardinal bandits. In *Proceedings of the 31st International Conference on International Conference on Machine Learning - Volume 32 (ICML'14)*. 856–864.
- [2] Peter Auer, Nicolò Cesa-Bianchi, and Paul Fischer. 2002. Finite-time analysis of the multiarmed bandit problem. *Machine learning* 47, 2-3 (2002), 235–256.
- [3] Brian Brost, Yevgeny Seldin, Ingemar J. Cox, and Christina Lioma. 2016. Multi-dueling bandits and their application to online ranker evaluation. In *Proceedings of the 25th ACM International on Conference on Information and Knowledge Management*. ACM, 2161–2166.
- [4] Róbert Busa-Fekete and Eyke Hüllermeier. 2014. A survey of preference-based online learning with bandit algorithms. In *International Conference on Algorithmic Learning Theory*. Springer, 18–39.
- [5] Robert Busa-Fekete, Eyke Hüllermeier, and Adil El MESAoudi-Paul. 2018. Preference-based online learning with dueling bandits: A survey. *arXiv preprint arXiv:1807.11398* (2018).
- [6] George Casella and Roger L. Berger. 2002. *Statistical Inference*. Thomson Learning.
- [7] Olivier Chapelle and Yi Chang. 2011. Yahoo! Learning to Rank Challenge Overview. *Journal of Machine Learning Research-Proceedings Track 14* (2011), 1–24.
- [8] Olivier Chapelle, Thorsten Joachims, Filip Radlinski, and Yisong Yue. 2012. Large-scale validation and analysis of interleaved search evaluation. *ACM Transactions on Information Systems (TOIS)* 30, 1 (2012), 6.
- [9] Aleksandr Chuklin, Ilya Markov, and Maarten de Rijke. 2015. *Click Models for Web Search*. Morgan & Claypool Publishers.
- [10] Aleksandr Chuklin, Anne Schuth, Ke Zhou, and Maarten de Rijke. 2015. A comparative analysis of interleaving methods for aggregated search. *ACM Transactions on Information Systems (TOIS)* 33, 2 (April 2015), Article 5.
- [11] Romain Deveaud, Josiane Mothe, Md Zia Ullah, and Jian-Yun Nie. 2018. Learning to Adaptively Rank Document Retrieval System Configurations. *ACM Transactions on Information Systems (TOIS)* 37, 1 (Oct. 2018), 3:1–3:41.
- [12] Miroslav Dudík, Katja Hofmann, Robert E. Schapire, Aleksandrs Slivkins, and Masrour Zoghi. 2015. Contextual dueling bandits. In *Proceedings of the 28th Conference on Learning Theory*. 563–587.
- [13] David Goldberg, Andrew Trotman, Xiao Wang, Wei Min, and Zongru Wan. 2018. Further Insights on Drawing Sound Conclusions from Noisy Judgments. *ACM Transactions on Information Systems (TOIS)* 36, 4 (April 2018), 36:1–36:31.
- [14] Google 2010. Google Instant, behind the scenes. <https://googleblog.blogspot.no/2010/09/google-instant-behind-scenes.html>.

- [15] Wassily Hoeffding. 1963. Probability inequalities for sums of bounded random variables. *J. Amer. Statist. Assoc.* 58, 301 (1963), 13–30.
- [16] Katja Hofmann, Lihong Li, and Filip Radlinski. 2016. Online evaluation for information retrieval. *Foundations and Trends in Information Retrieval* 10, 1 (2016), 1–117.
- [17] Katja Hofmann, Shimon Whiteson, and Maarten de Rijke. 2011. A probabilistic method for inferring preferences from clicks. In *Proceedings of the 20th ACM International Conference on Information and Knowledge Management*. ACM, 249–258.
- [18] Katja Hofmann, Shimon Whiteson, and Maarten de Rijke. 2012. Estimating interleaved comparison outcomes from historical click data. In *21st ACM Conference on Information and Knowledge Management*. ACM, 1779–1783.
- [19] Katja Hofmann, Shimon Whiteson, and Maarten de Rijke. 2013. Fidelity, soundness, and efficiency of interleaved comparison methods. *ACM Transactions on Information Systems (TOIS)* 31, 4 (2013), Article 17.
- [20] Junya Honda and Akimichi Takemura. 2010. An asymptotically optimal bandit algorithm for bounded support models. In *COLT 2010 - The 23rd Conference on Learning Theory, Haifa, Israel, June 27-29, 2010*. 67–79.
- [21] Muhammad Ibrahim and Mark Carman. 2016. Comparing Pointwise and Listwise Objective Functions for Random-Forest-Based Learning-to-Rank. *ACM Transactions on Information Systems (TOIS)* 34, 4 (Aug. 2016), 20:1–20:38.
- [22] Kevin G. Jamieson, Sumeet Katariya, Atul Deshpande, and Robert D. Nowak. 2015. Sparse dueling bandits. In *Proceedings of the Eighteenth International Conference on Artificial Intelligence and Statistics, AISTATS 2015, San Diego, California, USA, May 9-12, 2015*. 416–424.
- [23] Thorsten Joachims. 2003. Evaluating retrieval performance using clickthrough data. In *Text Mining*, J. Franke, G. Nakhaeizadeh, and I. Renz (Eds.). Springer, Berlin, Germany, 79–96.
- [24] Thorsten Joachims, Laura Granka, Bing Pan, Helene Hembrooke, Filip Radlinski, and Geri Gay. 2007. Evaluating the Accuracy of Implicit Feedback from Clicks and Query Reformulations in Web Search. *ACM Transactions on Information Systems (TOIS)* 25, 2, Article 7 (April 2007).
- [25] Ron Kohavi, Alex Deng, Brian Frasca, Toby Walker, Ya Xu, and Nils Pohlmann. 2013. Online controlled experiments at large scale. In *Proceedings of the 19th ACM SIGKDD International Conference on Knowledge Discovery and Data Mining*. ACM, 1168–1176.
- [26] Junpei Komiyama, Junya Honda, Hisashi Kashima, and Hiroshi Nakagawa. 2015. Regret lower bound and optimal algorithm in dueling bandit problem. In *Proceedings of the 28th Conference on Learning Theory (Proceedings of Machine Learning Research)*, Peter Grünwald, Elad Hazan, and Satyen Kale (Eds.), Vol. 40. PMLR, Paris, France, 1141–1154.
- [27] Junpei Komiyama, Junya Honda, and Hiroshi Nakagawa. 2016. Copeland dueling bandit problem: Regret lower bound, optimal algorithm, and computationally efficient algorithm. In *International Conference on Machine Learning*. 1235–1244.
- [28] Branislav Kveton, Chang Li, Tor Lattimore, Ilya Markov, Maarten de Rijke, Csaba Szepesvari, and Masrour Zoghi. 2018. BubbleRank: Safe online learning to rerank. *arXiv preprint arXiv:1806.05819* (2018).
- [29] Ilya Markov and Maarten de Rijke. 2018. What should we be teaching in information retrieval? *SIGIR Forum* 52 (December 2018).
- [30] Alistair Moffat, Peter Bailey, Falk Scholer, and Paul Thomas. 2017. Incorporating User Expectations and Behavior into the Measurement of Search Effectiveness. *ACM Transactions on Information Systems (TOIS)* 35, 3, Article 24 (June 2017), 24:1–24:38 pages.
- [31] Klaas Nelissen, Monique Snoeck, Seppe Vanden Broucke, and Bart Baesens. 2018. Swipe and Tell: Using Implicit Feedback to Predict User Engagement on Tablets. *ACM Transactions on Information Systems (TOIS)* 36, 4, Article 35 (June 2018), 35:1–35:36 pages.
- [32] Tao Qin and Tie-Yan Liu. 2013. Introducing LETOR 4.0 Datasets. *CoRR* abs/1306.2597 (2013). <http://arxiv.org/abs/1306.2597>
- [33] Aadirupa Saha and Aditya Gopalan. 2018. Battle of Bandits. In *Proceedings of the Thirty-Forth Conference on Uncertainty in Artificial Intelligence, UAI 2018, Monterey, California, USA, August 06-10, 2018*.
- [34] Anne Schuth, Katja Hofmann, Shimon Whiteson, and Maarten de Rijke. 2013. Lerot: An online learning to rank framework. In *Proceedings of the 2013 Workshop on Living Labs for Information Retrieval Evaluation (LivingLab '13)*. ACM, New York, NY, USA, 23–26.
- [35] Yanan Sui, Vincent Zhuang, Joel W. Burdick, and Yisong Yue. 2017. Multi-dueling bandits with dependent arms. In *Proceedings of the Thirty-Third Conference on Uncertainty in Artificial Intelligence*. AUAI Press.
- [36] Yanan Sui, Masrour Zoghi, Katja Hofmann, and Yisong Yue. 2018. Advancements in dueling bandits. In *Proceedings of the Twenty-Seventh International Joint Conference on Artificial Intelligence*. ijcai.org, 5502–5510.
- [37] William R. Thompson. 1933. On the likelihood that one unknown probability exceeds another in view of the evidence of two samples. *Biometrika* 25 (1933), 285–294.
- [38] Tanguy Urvoy, Fabrice Clerot, Raphael Féraud, and Sami Naamane. 2013. Generic exploration and K-armed voting bandits. In *Proceedings of the 30th International Conference on International Conference on Machine Learning - Volume 28*



(ICML'13). 91–99.

- [39] Huasen Wu and Xin Liu. 2016. Double Thompson sampling for dueling bandits. In *Advances in Neural Information Processing Systems 29*, D. D. Lee, M. Sugiyama, U. V. Luxburg, I. Guyon, and R. Garnett (Eds.). 649–657.
- [40] Yisong Yue, Josef Broder, Robert Kleinberg, and Thorsten Joachims. 2012. The k-armed dueling bandits problem. *J. Comput. System Sci.* 78, 5 (2012), 1538–1556.
- [41] Yisong Yue and Thorsten Joachims. 2011. Beat the mean bandit. In *Proceedings of the 28th International Conference on Machine Learning (ICML-11)*. 241–248.
- [42] Masrour Zoghi. 2017. *Dueling Bandits for Online Ranker Evaluation*. Ph.D. Dissertation. University of Twente.
- [43] Masrour Zoghi, Zohar S. Karnin, Shimon Whiteson, and Maarten de Rijke. 2015. Copeland dueling bandits. In *Advances in Neural Information Processing Systems 28: Annual Conference on Neural Information Processing Systems 2015, December 7-12, 2015, Montreal, Quebec, Canada*. 307–315.
- [44] Masrour Zoghi, Shimon Whiteson, and Maarten de Rijke. 2015. MergeRUCB: A method for large-scale online ranker evaluation. In *WSDM 2015: The Eighth International Conference on Web Search and Data Mining*. ACM, 17–26.
- [45] Masrour Zoghi, Shimon Whiteson, Maarten de Rijke, and Remi Munos. 2014. Relative confidence sampling for efficient on-line ranker evaluation. In *WSDM 2014: The Seventh International Conference on Web Search and Data Mining*. ACM, 73–82.
- [46] Masrour Zoghi, Shimon Whiteson, Remi Munos, and Maarten de Rijke. 2014. Relative upper confidence bound for the K-armed dueling bandit problem. In *Proceedings of the 31st International Conference on International Conference on Machine Learning - Volume 32 (ICML'14)*. 10–18.