

# DRONE: A DISTRIBUTED GRAPH COMPUTING ENGINE

PREPRINT, COMPILED JUNE 14, 2022

Xiaole Wen<sup>1</sup>, Shuai Zhang<sup>1</sup> and Haihang You<sup>1,\*</sup>

<sup>1</sup>SKL Computer Architecture, Institute of Computing Technology, Chinese Academy of Sciences

<sup>1</sup>{wenxiaole,zhangshuai-ams,youhaihang}@ict.ac.cn

\*Corresponding author

## ABSTRACT

Nowadays, in big data era, social networks, graph database, knowledge graph, electronic commerce and etc. demand efficient and scalable capability to process ever increasingly volume of graph-structured data. To meet the challenge, two mainstream distributed programming models, *vertex-centric* (VC) and *subgraph-centric* (SC) were proposed. Compared to the VC model, the SC model converges faster with less communication overhead on well-partitioned graphs, and is easy to program with due to the "think like a graph" philosophy. However, edge-cut method causes significant performance bottleneck for preprocessing large graphs, especially power-law graphs. Although the edge-cut method is considered as a natural choice of *subgraph-centric* model for graph partitioning, and adopted by Giraph++, Blogel, GRAPE. Thus, the SC model is less competitive in practice. In this paper, we present an innovative distributed graph computing framework, DRONE(Distributed gRaph cOmputiNg Engine). It combines the *subgraph-centric* model and the *vertex-cut* graph partitioning strategy. Experiments show that DRONE outperform the state-of-art distributed graph computing engines on real-world graphs and synthetic power-law graphs. DRONE is capable to scale up to process one-trillion-edge synthetic power-law graphs, which is orders of magnitude larger than previously reported by existing SC-based frameworks.

**Keywords** Graph Computation, Distributed System, Subgraph Centric

## 1 INTRODUCTION

Nowadays, in the big-data era, enormous amount of data is gathered and becomes gold mine for data analytics. Graph structure often appears in the massive data consumed by applications such as social networks, e-commerce, graph database, knowledge graph, and the Internet of Things(IOT), and etc. Graph computation becomes vital to a wide range of data analytics such as link prediction, graph pattern matching. Mining "insights" from large scale graphs is a challenging and engaging research. It is a difficult mission to analyze large graph in parallel on hundreds or even thousands of compute nodes. Thus, distributed graph processing increasingly attracts attention from researchers in both academia and industry. To carry out graph computing in parallel/distributed fashion, high-level programming models such as *vertex-centric* (VC) and *subgraph-centric* (SC) have been proposed. In recent years, respective distributed graph computing systems have been developed including Pregel [1], Graphlab [2], Giraph++ [3], and etc.

VC, *vertex-centric* [1] tagged as "think like a vertex", is an engineering approach by constructing entire graph computation from programs running on each vertex and its one-hop neighbours connected by inward edges. Although VC is proved to be general enough to express a broad set of graph algorithms, it does not always perform efficiently. User-defined computing logic is restricted by single vertex view. The information in the graph flows from one vertex to its one-hop neighbours per iteration. It leads to a large amount of communications and slow convergence. Under VC model, it is mandatory for users to modify the original sequential algorithms to comply with "think like a vertex" philosophy. Furthermore, VC hides the graph partition

structure from users, thus forbids the graph-level optimization such as indexing and compression.

On the contrary, SC, *subgraph-centric* (i.e. *block-centric*, *partition-centric*) [4] [3] [5] [6], is a elegant and natural choice of programming model for parallel graph computation. Other than extra functionality to deal with information exchange between subgraphs, original sequential code remains without much modification on each subgraph. Such model is tagged as "think like a graph". In addition, subgraphs are more "coarsely grained" than a single vertex, they retains local connected components in original graph. Hence, SC inherently converges faster and generates less communication traffic.

However, the performance of SC is highly dependent on sophisticated pre-processing including distributed graph partition and placement. The quality of partitioning play a central role in minimizing communication and ensuring workload balance. Moreover, such optimization problem is *NP-hard*. Furthermore, graphs generated by modern applications such as World Wide Web and social networks tend to have *highly skewed degree distributions*, which are categorized as *power-law* graphs. In fact, large scale power-law graphs processing is rarely explored by existing SC frameworks such as GRAPE [4], Giraph++ [3], GoFFfish [6].

To our best knowledge, most frameworks employ *edge-cut* partitioner that assigns vertices to partitions and boundary edges span among partitions(see section 2). For instance, GRAPE [4], Graphlab [2], and Giraph++ [3] utilize PARMETIS [7] to execute edge-cut partitioning. Giraph++ [3] adopt and extends PARMETIS. Blogel [5] propose an edge-cut partitioner that assigns vertices to random "cell vertex" by performing multi-source BFS. However, edge-cut partitioner mentioned above all perform poorly on large-scale power-law graphs.

Although Giraph++, a *subgraph-centric* framework, allows users to resort to hash(random) vertex placement for easy to implement and fast graph partitioning, unfortunately, it cuts the most of edges and results in heavy communication and storage overhead. As a result, there will be little to no performance benefit compared to the *vertex-centric* model. Recently, Gonzalez et al demonstrated that vertex-cut partitioner performs well on many large scale real-world graphs with the GAS decomposition(Powergraph [8]). However, the GAS decomposition is under *vertex-centric* model, and prohibits direct interaction between vertices that are not adjacent in the graph.

Given these developments, we believe that there is an opportunity to unify the *subgraph-centric* model and *vertex-cut* partitioning and build a single system to address the performance issues in large scale real-world graphs processing. In this paper, we analyze the limitations of existing subgraph-centric distributed graph computing systems for processing large-scale power-law graphs. We introduce the SVHM abstraction which combines *subgraph-centric* and *vertex-cut* heterogeneous processing scheme. The SVHM abstraction inherits the performance advantages and "Think like a graph" philosophy of the subgraph-centric programming model, and exploits the efficiency and effectiveness of vertex-cut partitioning method to distribute power-law graphs. We implement SVHM abstraction in a distributed graph processing framework, called DRONE(Distributed gRaph cOmputiNg Engine). We describe the design of our distributed implementation of SVHM such as dynamic computing and subgraph-level communication, and provide a user-friendly programming interface, illustrate its flexibility by presenting the implementation of several classic algorithms with DRONE. We evaluate the performance of DRONE in terms of communication, numbers of iterations, workload imbalance, and running time on popular benchmarks, compare with the state-of-art frameworks, and then evaluated the DRONE's scalability to processing large-scale power-law graphs with 100B edges.

The rest of the paper is organized as follows. Section 2 reviews related works. Section 3 is an analysis of the challenges of power-law graphs in existing graph parallel frameworks. Section 4 describe the details of DRONE's SVHM model. Section 5 gives an overview of DRONE implementation and programming interfaces. Section 6 discuss the distributed graph placement of DRONE. Section 7 exploits DRONE in various graph applications. Section 8 provides a detailed empirical study. In Section 9, we conclude our work and describe potential future work.

## 2 BACKGROUND AND RELATED WORKS

In this section, we first define some notations and have a brief discussion on the general execution procedures of parallel graph computing system. Later, we review several contemporary parallel graph computing systems with the emphasis on the programming models they expose. The characteristics of these system are listed in Table 1.

**Notations** Given a directed graph  $G(V, E, D)$ , where  $V$  denotes the set of vertices and  $E$  denotes the set of edges. An edge is represented as a pair of vertices  $(u, v)$ , where  $u$  is the source vertex and  $v$  is the target vertex. Vertices and edges might have associated value(metadata) and local data structure of arbitrary type. For  $v \in V$ ,  $D_v$  refers to  $v$ 's associated value and  $D(u, v)$

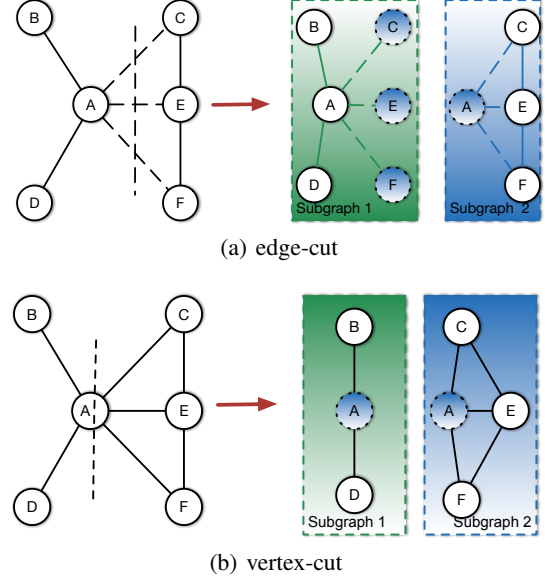


Figure 1: Two strategies for graph partitioning: 1(a) edge-cut and 1(b) vertex-cut

refers to the value associated with the edge  $(u, v)$ . We define the set of one-hop outward-neighbour vertices of  $v$  as  $N_v^{out} = \{u | u \in V \wedge (v, u) \in E\}$  and the set of one-hop inward-neighbour vertices of  $v$  as  $N_v^{in} = \{u | u \in V \wedge (u, v) \in E\}$ . For the undirected graph, we replace each undirected edge by two edges with opposite directions.

**Graph Partitioning** Graph partitioning(GP) seriously affects the performance of distributed graph computing system in terms of workload balance and communication cost. In addition, the overhead of GP often time is not negligible compared to the total execution time. Existing GP methods can be classified as two main categories: *edge-cut* (a.k.a, *vertex-partitioning*), a classic way attempts to evenly assign vertices to partitions by cutting the edges, and minimizes the number of cut edges; by contrast, *vertex-cut* (a.k.a, *edge-partitioning*), the method tries to evenly assign the edges to partitions by cutting the vertices, and minimizes the number of cut vertices. Figure 1 shows the difference between vertex-cut and edge-cut methods. In Figure 1(a), the graph is split into two partitions: the vertex sets  $\{A, B, D\}$  and  $\{C, E, F\}$ , where the edges  $(A, C)$ ,  $(A, E)$ ,  $(A, F)$  are cut. For edge-cut implementation, each process that handles a partition needs to maintain ghost replications of vertices and edges. In 1(b), the vertex  $A$  is cut, and the graph is divided into two partitions which include edge sets  $\{(A, B), (A, D)\}$  and  $\{(A, F), (A, C), (C, E), (E, F)\}$ , respectively. For vertex-cut implementation, each process that handles a partition keeps a mirror replication of the cut vertex. The ghosts and mirrors are shown in shaded vertices and dotted lines in Figure 1. To our knowledge, the majority of distributed graph computing systems (e.g. [1], [2], [3], [5]) use edge-cut (a.k.a, *vertex-partitioning*) for GP. However, *vertex-cut* (a.k.a, *edge-partitioning*) has been proposed and advocated in [8] as a better approach to process graphs with power-law degree distributions. See Table 1 for comparison.

Systems	Programming Model	Graph partitioning methodology	Execution Model	Communication Paradigm
Pregel	Vertex-Centric	edge-cut	Synchronous	Message-passing
GraphLab	Vertex-Centric	edge-cut	Asynchronous	Shared Memory
Powergraph	Vertex-Centric	vertex-cut	Asynchronous, Synchronous	Shared Memory
Giraph++	Subgraph-Centric	edge-cut	Synchronous	Message-passing
Blogel	Subgraph-Centric	edge-cut	Synchronous	Message-passing
GoFFfish	Subgraph-Centric	edge-cut	Synchronous	Message-passing
GRAPE	Subgraph-Centric	edge-cut	Synchronous	Message-passing

Table 1: Distributed graph processing frameworks comparison

**Pregel/Giraph** Google proposed a *vertex-centric*(VC) model in Pregel [1]. The kernel of VC is an abstraction that a program  $Q(v)$  is executed on each vertex  $v$  in parallel. Vertices are distributed to different partitions by hashing the vertex ID, each vertex has all the local data it needs to perform programs: vertex ID, value, a set of outward edges and associated edge value. A complete computing job in VC consists of a sequence of supersteps, which are separated by global synchronization barriers. At the beginning of a superstep  $i$ , each vertex gets incoming messages sent by other vertices in superstep  $i - 1$ , then update the current value of vertex and edges, and send the messages to other vertices for next superstep  $i + 1$ . A vertex carries two states: *active* and *inactive*. In the beginning, all vertices are active. A vertex can voluntarily deactivate itself by calling *voteToHalt* or be passively activated by some incoming messages from other vertices. The program terminates when vertices are inactive and there is no pending messages for next superstep.

In order to reduce the number of messages, Pregel defines *combiner* operator(min, max, sum) that aggregates the values sent to the same vertex. For the purpose of global communication, statistics, sharing state across workers, Pregel also provided a mechanism called aggregator, which collects values(e.g., integer, string) provided by all vertices at superstep  $i$ , combines them with a set of reduction operators(e.g., min, max, sum) to generate a global result to be used in next superstep.

Apache Giraph [9] could be considered as the open source version of Pregel, which is also based on VC model.

**Graphlab/Powergraph Variant** Graphlab [2] also carries out *vertex-centric*(VC) model, which follows the “Think like a vertex” philosophy. But unlike the synchronous model and message passing paradigm of Pregel, Graphlab adopts an *asynchronous distributed shared-memory*<sup>1</sup> mechanism, that vertex program directly accesses the information in the scope of current vertex and edges, adjacent vertices. The global scheduler assigns vertices to works Worker processes of Graphlab fetch vertex IDs from the global scheduler, and possibly their neighbouring vertices will be added for future execution. Graphlab ensures serializability by different consistency models, which prevent neighbouring vertex programs from running simultaneously. The asynchronous execution allows the faster worker to move ahead and avoids *straggler effect* but incurs extra locking overhead. The graph structure in Graphlab has to be static, so that no runtime mutations are allowed.

<sup>1</sup>shared-memory in this paper is inline with the literature [?] that is referred as direct data access across vertex-program, message passing is handled implicitly. It is unlike the term used in computer architecture

Powergraph [8], a evolutionary version of Graphlab, proposed a Gather-Sum-Apply-Scatter programming abstraction(GAS). It tries to address performance issues that arise when using VC model on power-law graphs. Powergraph partitions the graph by vertex-cut instead of edge-cut, so that edges of a high-degree vertex are handled by multiple workers. Accordingly, parallelizing the vertex-centric GAS program over its adjacent edges. PowerGraph programs could be executed both synchronously and asynchronously.

**Giraph++** Giraph++ [3] proposed the *subgraph-centric*(SC) programming paradigm. The main idea behind the SC model relies on the perception that each partition is a proper subgraph of the input graph, instead of a collection of unassociated vertices. While in the *vertex-centric* model a vertex is restricted to accessing information from immediate neighbours, the *subgraph-centric* model allow information to propagate freely between all vertices within a partition. This property of the SC model leads to significant communication improvement and faster convergence.

Giraph++ adopts *edge-cut* partitioner. Inside a partition, vertices can be *internal* or *boundary*. Internal vertices are associated with their value, neighbouring edges, and incoming messages. Boundary vertices only have a local copy of their associated value, the primary value resides in the partition where the vertex is internal. The messages exchange between partitions are only sent from boundary vertices to their primary copy. In this way, information exchange between internal vertices is cheap and immediate. Giraph++ extends PARMETIS for graph partitioning, which is expensive and performs poorly for large-scale Power-law graphs.

**Blogel/GRAPE Variet** The *subgraph-centric*(SC) model has been quickly adopted and further optimized in several succeeding works such as Blogel [5] and GRAPE [4]. Blogel allows a subgraph to define and manage its own state, even subgraph-level communication. GRAPE’s abstraction essentially decomposes parallel SC program into separate phases: *Partial Evaluation* and *Incremental Evaluation*, which allows users to plug sequential graph algorithms into GRAPE with minor changes.

### 3 CHALLENGES OF REAL-WORLD GRAPHS

Large scale real-world graphs impose great challenges to efficient distributed graph processing. One of the most notable properties is the *skewed* power-law degree distribution: most vertices have relatively few neighbours while a few vertices have many neighbours. Skewed degree distribution is common for



natural graphs, such as *Social networks* including Twitter follower network and collaboration networks, *Computer networks* including the internet and the web graph of the World Wide Web. The highest-degree nodes in power-law graphs(also known as *scale-free* networks) are often called "*hubs*". Randomly sample a vertex from a power-law graph, the probability that this vertex has degree  $d$  is given by:

$$\mathbb{P}(\text{degree} = d) = \frac{1}{d^\alpha} \quad (1)$$

where the exponent  $\alpha$  is a positive constant. The lower the  $\alpha$  is, the more skewed a graph will be. In many real-world power-law graphs, the value of constant  $\alpha$  is between 2 and 3 [10].

We examined the performance bottleneck of existing parallel graph computing frameworks that based on edge-cut partitioning while processing large-scale power-law graphs. Following is our observations:

(1)**workload imbalance**: traditional edge-cut partitioner tries to evenly divide vertices, neglects the degree of vertices. As a result, for the *vertex-centric* abstraction, since the storage(memory usage), communication, and computation complexity is linear to the degree of central vertex, the running time of vertex-program can vary widely [8]. For the *subgraph-centric* abstraction, running time of each subgraph varies and is significantly affected by its total number of edges [3], the subgraphs that contain high-degree vertices will create heavy workload and lead to straggler effect. To address such workload imbalance problem caused by evenly assigning vertices, Giraph++ and Blogel would generate significantly larger number of partitions than the number of workers, each worker will take numbers of partitions to process. Some frameworks utilize Parmetis mutli-constraint partitioning feature to generate partitions so that the number of edges are balanced. However, both these approach further increase the overhead of partitioning.

(2)**partitioning overhead**: Partitioning overhead is another essential issue for large-scale graph processing. Both the *subgraph-centric* and *vertex-centric* based frameworks depend on the graph partitioning to ensure load balance and minimize communication. However, most edge-cut partitioning algorithms perform poorly on power-law graphs. For example, the publicly-available software Parmetis, which adopted by Graphlab and GRAPE, is not able to finish partitioning a power-law graph with one billion edges within six hours on our platform. Giraph++ extends the Parmtis, which is still a expensive method. While the power-law graph is difficult to partition, Giraph++ and Graphlab allow users to resort to random hash partitioning. However, although hash partitioning is easy to implement and fast, it destroys local connected structure of original graphs.

(3)**communication and storage**: For an edge-cut partitioning based graph processing system, assignment of a hub will produce notable overhead of communication and storage: since each inner vertex of a subgraph locally maintains its entire adjacency information, in some cases, including ghost replication of vertices and edges to ensure the update of inner vertices without external memory access. For example, given a toy power-law graph in figure 1(a), the hub vertex A is assigned to machine 1. We can see that more than half edges are split, and it leads to replication of four vertices and three edges across only two partitions.

*Large diameter*(i.e. *longest shortest path*) is another property of real-world graphs. It is common for road networks and large Web graphs. Since the information in a graph flows from one vertex to its one-hop neighbour per iteration in *vertex-centric* model, it often leads to slow convergence while processing large diameter graphs with *vertex-centric* based frameworks like Pregel and Graphlab(see Section 8).

## 4 SVHM MODEL

In this section, we introduce our new graph-parallel model: *subgraph-centric programming and vertex-cut partitioning heterogeneous model (SVHM)*. Briefly, SVHM opens up the entire subgraph of each partition to the user-function, retains the inherent advantages of *subgraph-centric* model such as less communication overhead and faster convergency. By integrating the *vertex-cut* partitioning scheme into the model, SVHM is able to process the large-scale *power-law* graphs efficiently.

### 4.1 Preliminaries

An input directed graph is denoted as  $G = (V, E)$ , an *edge-partitioning* (*vertex-cut*) of  $G$  divides all edges into disjoint partitions  $E_1, E_2, \dots, E_n$ . i.e.

$$E = \bigcup_{i=1}^n E_i, \forall i, j : i \neq j \Rightarrow E_i \cap E_j = \emptyset \quad (2)$$

We say that a vertex  $v$  belongs to partition  $E_i$  if *at least one* of its contiguous edges belongs to  $E_i$ . Consequently, the  $E_i$  is associated with a vertex set  $V_i$ , composed of the end points of its edges:

$$V_i = \{u | (u, v) \in E_i \vee (v, u) \in E_i\} \quad (3)$$

For the isolated vertices that have no contiguous edges, we just randomly assign these vertices to partitions. The edges of each partition, together with the associated vertices and assigned isolated vertices, as well as the data in associated with the vertices and edges form the data subgraph  $G_i = (V_i, E_i, D_i)$  of  $G$ . In the rest of the paper, the terms subgraph and partition are interchangeable. Hence, an edge owner's id (aka. a subgraph id) is denoted as  $\pi(e) \in \{1, 2, \dots, p\}$ , and let  $\pi(v) \subseteq \{1, 2, \dots, p\}$  be the set of subgraphs that the vertex replicas reside in.

Note that an edge can only belong to one partition, vertices may be replicated among several partitions. The vertices that appear in more than one partitions are called *frontier vertices*, referred to as  $F_i$ . In contrast, the vertices that appear in just one partition are called *internal vertices* or *no-cut vertices*. For example, in Figure 1(b), A is the frontier vertex, while the B and D are internal vertices. For each vertex  $v$  with multiple replicas, one of these replicas is designated as the *master* vertex. All remaining replicas are treated as *mirror* vertices, and each maintains a local cached copy of data. Consequently, the set of frontier vertices in a subgraph is divided into two subsets : the master vertices set  $MA_i$  and the mirror vertices set  $MI_i$ . A master maintains a record of partition IDs that its remote mirrors reside. A mirror keeps the partition ID of its master. Such a *distributed routing table* mechanism enables *subgraph-level* communication. Under *subgraph-centric* model, given  $k$  available workers among clusters, we need to decide  $n$ , the number of partitions of input graph. As we discussed in section 3, Giraph++ and Blogel

employ the "one worker to many partitions" (i.e.,  $n \gg k$ ) strategy to achieve workload balance when processing Power-law graphs. However, as the number of partitions increases, the average size of the partitions decreases, thus decreasing the chance of a vertex directly accesses its neighbourhood within a single superstep and degrading the performance gain of *subgraph-centric* model. For many graph algorithms, the runtime is dominated by the number of edges. Additionally, the memory consumption to store a partition is strictly proportional to the number of its edges [11]. Unlike the Giraph++ and Blogel, we utilize the *vertex-cut* partitioning in SVHM model. The partitioner uniformly assigns edges among workers. Therefore, with the "one worker to one partition" strategy, load balance could be achieved naturally in SVHM model.

A subgraph  $G_i$  is managed by a process  $P_i$ . These processes are also called *workers*, and one work is designated as the *coordinator* to manage the remaining workers. Computation proceeds in supersteps which follows the *bulk synchronous parallel model* (BSP). At each superstep, all active subgraphs execute an identical *user-defined-function* (UDF) in parallel. At the end of each superstep, the underlying run-time system takes care of the *distributed global synchronization*. Communication takes place at the subgraph-level, and message exchange is implemented in batch fashion. The task terminates when all subgraphs has no pending message and volt to halt.

#### 4.2 User-defined Function

Computation in the SVHM abstraction is carried out by *subgraph-centric program* which is user-defined function (UDF) that follows standards of DRONE's API (see Section 5.1). At each superstep, a compute function performs on subgraph  $G_i$  with the incoming messages  $M_i$ . It generates an updated subgraph  $G'_i$  as well as a set of  $\Delta D_i$  of *frontier vertices* that need to be propagated to other workers, see Eq. 4.  $\Delta D_i$  will be sent off to corresponding replicas of the *frontier vertices*, which is handled by *distributed global synchronization* described later in Section 4.3, to keep the data consistency of the frontier vertices in different partitions.

$$\text{Compute} : f(G_i, M_i) \longrightarrow (G'_i, \Delta D_i) \quad (4)$$

SVHM abstraction allows the UDF to have unlimited access to the data of the vertices and edges, and treat the frontier vertices and no-cut vertices equally in computation. Such equal treatment between vertices in a subgraph is the critical feature of SVHM that differs from traditional edge-cut based subgraph-centric model. For instance, in Giraph++, the ghost vertices (e.g., C, E, F on machine 1 in Fig. 1) are treated as "second-class" in the subgraph. They only keep a temporary local copy of vertex value, which are caches of the intermediate updates from the internal vertices and need to be propagated to their primary copies (i.e., internal vertices in other subgraphs) through communication. In contrast, the frontier vertices value of SVHM model are local state in their subgraphs, they are reconciled by the underlying run-time periodically. Users can use the vertices and edges value to accumulate updates for  $\Delta D_i$  (e.g. PageRank in section 7.2), or use their vertex values directly (e.g. Algorithm 1).

#### 4.3 Subgraph Boundary Synchronization

In this section, we introduce the *subgraph boundary synchronization* (SBS) scheme in SVHM. As discussed in section 4.1, frontier vertices are divided into two categories: master vertices ( $MA_i$ ) and mirror vertices ( $MI_i$ ). In SVHM model, message exchange between partitions carries out in two steps: *Aggregate* and *Disseminate*. At the end of each superstep, with user-defined action masters aggregate data from corresponding mirrors. Consequently, masters disseminate updated data to mirrors. Therefore, data coherence is ensured across partitions. More importantly, such boundary coalescence scheme is transparent to end users, which is a distinct feature of SVHM.

In a nutshell, the SVHM's SBS scheme borrows the idea of parameter server abstraction [12] and extends this abstraction to support large scale workloads in graph computing. The vertex-cut partitioning strategy adopted by SVHM naturally fits in parameter server model: the status of the master replicas of all frontier vertices can be considered as global states stored in the parameter server. As we mentioned in section 4.1, the SVHM model randomly designates one of replicas of each frontier vertex as master vertex, and other replicas as mirrors. Each worker plays dual roles: the *server* and *client*. When global synchronization is triggered, each worker first acts as client, identifies those pairs which keys in the  $MI_i$  from the  $\Delta D_i$ , reconstructs the pairs to a set of messages  $M_j$  designated to worker  $P_j$  for  $j = 1, 2, \dots, n$ , the  $M_j$  can be represented as a *(key, value)* pairs such that  $\{(v.id, v.\delta), v \in MA_j\}$ , then sends the  $M_j$  to  $P_j$ . Upon receiving all designated messages by a worker, it acts as a server to assemble the updated data from other partitions into a final result. More specifically, for a master vertex  $u$  in subgraph  $G_j$ , it combines a set of received data  $\{\delta_i, i = 1, 2, \dots, k\}$  designated to itself with its own  $\delta_j$  to update vertex value  $D_u$ , here a user-defined *Aggregate* function is applied for the merge. For example, in CC algorithm, the *Aggregate* function is  $\min()$ , and  $\text{sum}()$  in PageRank algorithm. Then each sever *disseminates* the merged data to clients, which concludes global communication and synchronization phase at a superstep.

Figure 2 is a schematic diagram to show how SBS works. At the end of a superstep, each worker assembles a *(key, value)* vector from frontier vertices with updated data (colored in Figure 2). The shaded box shows the SBS procedure that those workers with master vertices will execute *Aggregate* function to consolidate the difference of masters and mirrors, and distribute results to mirrors by *Disseminate* action. Since master vertices are randomly elected, the aggregation workload is evenly distributed across workers. While Pregel [1] and Blogel [4] perform the aggregation on a single designated master, SVHM's SBS alleviates such scalability issue with evenly distributed masters.

## 5 DRONE

DRONE, a Distributed gRaph cOmputiNg Engine, is an implementation of the SVHM model developed in Go programming language.

### 5.1 DRONE Programming API

In this section we describe the DRONE programming API. Listing 1 illustrates the core class and a number of major functions of SVHM abstraction.

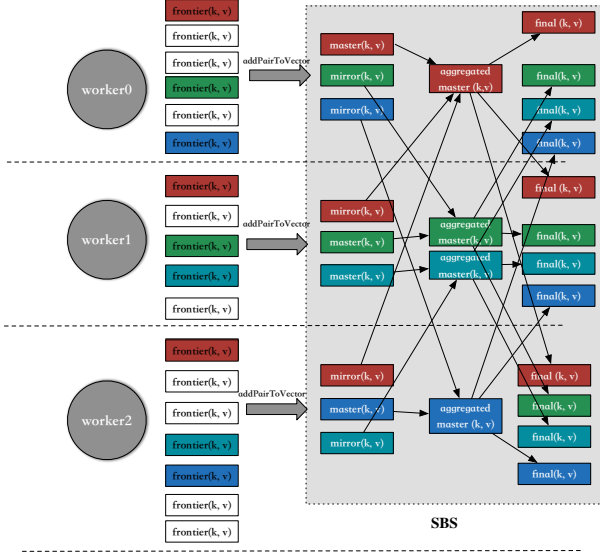


Figure 2: Diagram of Subgraph Boundary Synchronization (SBS)

For each subgraph, a look-up table of indexed vertices is constructed during the initialization phase by *Subgraph<>*. *Vertex()* provides a mechanism to query the properties of a vertex including vertex value and its adjacent edges that are exclusive inside the current partition. In addition, we provide a method (*getDegree()*) to query the full degree of a vertex. The function *addPairToVector()* allow user to build frontier vertices' key-value pairs that need to be propagated to other partitions at a superstep. Moreover, Unlike the communication mechanism of subgraph-centric framework Giraph++ [3]: vertex-level message passing and still need users to explicitly perform sending operations in user-defined computing logic, the message exchange of DRONE is in batch manner and ensured by DRONE runtime seamlessly without user intervention. However, user needs to construct the function *Compute()* to instantiate the serial graph algorithm on a graph or subgraph.

```

type Subgraph interface {
  GetVertex(id int64) Vertex
  GetVertices() map[int64]Vertex
  GetFrontierVertices() map[int64]Vertex
  GetParents(id int64) map[int64]Vertex
  GetChildren(id int64) map[int64]Vertex
  GetEdge(id1, id2 int64) edgedata
}

type Vertex interface{
  GetID() int64
  GetData(id int64) vertexData
  GetDegree(id int64) int
}

Compute(g Subgraph, M message) map[key]value
addPairToVector(k key, v value) map[key]value
getSuperstep() int
voltToHalt()

```

Listing 1: DRONE programming API

Algorithm 1 elaborates the implementation of the connected components (CC) algorithm with DRONE. Here, the input of CC is an undirected graph that each vertex take its unique ID as its label, when the detection of connected components is done, the label of each vertex is the smallest vertex ID in its corresponding connected component. The sequential CC algorithms is straightforward and well-studied by using either *breadth-first search* or *depth-first search*. Due to the subgraph-centric feature of SVHM model that user-defined program can random access the entire subgraph, ones can directly reuse the sequential algorithm with DRONE. Specifically, at superstep 0, sequential connected components algorithm is executed to initiate the local connected components. Then, a *(key, value)* vector is constructed by *addPairToVector()* if any label change detected on any frontier vertex. Later on, CC is applied to every vertex of *M* iteratively at each superstep, where the input *M* is the updated vertex-label pairs of frontier vertices received from external partitions. Again, label changes of frontier vertices are recorded and propagated by *SBS* mechanism of DRONE run-time.

**Algorithm 1:** User-defined function *Compute()* of CC algorithm

**Input:** Subgraph *G*, Key-value pairs *M*

**Output:** Modified subgraph *G'*, Updated key-value pairs  $\Delta D$

Vector *vec*  $\leftarrow \emptyset$

**if** *getSuperstep* == 0 **then**

**SequentialCC**(root)

**foreach** *v*  $\in$  *getFrontierVertices()* **do**

**if** *v.labelHasChanged()* **then**

*vec.addPairToVector*(*v.id*, *v.label*)

**else if** *superstep* > 0 **then**

**foreach** *v*  $\in$  *M* **do**

**SequentialCC**(*v*)

**foreach** *v*  $\in$  *getFrontierVertices()* **do**

**if** *v.labelHasChanged()* **then**

*vec.addPairToVector*(*v.id*, *v.label*)

**return** *vec*

With DRONE, the information exchanged among workers can be represented as a collection of *(key, value)* pairs. As shown in CC algorithm, the *key* is the vertex id and the *value* is the corresponding vertex label. We expose the *addPairToVector()* interface to users for customization of the transmitting messages according to specific algorithms. Another important role of *addPairToVector()* is that by choosing certain frontier vertices to be reconciled during the subgraph boundary synchronization(SBS), DRONE could reduce communication and support the *adaptive computation* to potentially accelerate convergence for iterative algorithms.

## 5.2 DRONE Execution Workflow

Figure 3 depicts the DRONE execution workflow of CC algorithm. The input undirected graph contains seven vertices and eight edges, where  $\{D, G\}$  are high degree vertices. We employ the vertex-cut algorithm discussed in Section 6 to divide the input graph into three *subgraph 0-2* by splitting vertices  $\{D, G\}$  and assigning each edge to its owner subgraph (each edge is tagged its owner subgraph ID in Figure 3. The frontier vertices



are marked with dotted lines, and the *master* and *mirror* vertices are colored in *red* and *blue*, respectively. As we mentioned earlier, the basic idea of programming with SVHM model is that the sequential CC algorithm can be applied to each subgraph, then sync local *small* components by *subgraph boundary synchronization*(SBS). As shown in Figure 3, at the computing phase of superstep 0, each vertex is labelled with the smallest ID in the corresponding connected component within its subgraph. Then DRONE run-time takes over. The masters aggregate the locally *changed component label* from their mirrors. For the example in 3, master vertex *G* with local label *B* in subgraph 1 receive values from mirrors in subgraph 0 and 2, and their local labels are *A* and *C* respectively. The final value of master vertex *G* is set to be *A* at the SBS of superstep 0. For the same reason, master vertex *D* in subgraph 1 is labelled with *A*. Both masters disseminate its updated value to their mirrors. In the subsequent superstep, CC algorithm propagates the updated label of frontier vertices(including the master and mirror) to their local neighborhood. At the computing phase of superstep 1, the vertices' component label of subgraph 1 and subgraph 2 also changed to *A*. Similar to Pregel, DRONE has a subgraph-level *voteToHalt()* mechanism: if there is no label change of frontier vertices in the subgraph, the worker will halt. On the other hand, the subgraph will be activated if there are incoming messages. The whole job will terminate if all subgraphs have no pending messages and halt simultaneously.

## 6 DISTRIBUTED GRAPH PLACEMENT

The graph partitioning is an essential for distributed graph processing which greatly affects overall performance. In this section, we discuss the motivation for replacing the edge-cut with vertex-cut in subgraph-centric programming model, performance metrics for the vertex-cut partitioner, and introduce a scalable *canonical degree-based hashing*(CDBH) partitioner as the default partitioner of DRONE.

### 6.1 Merits of Vertex-cut Partitioning

The *vertex-cut* partitioning(also called as edge-partitioning) has been proposed and advocated [8] as a better strategy to divide *Power-law* graphs. For example, Figure 1(b) shows a partitioning strategy by cutting the hub vertex *A*, so that only vertex *A* with associated data is replicated and needed to be synchronized across network. Since each edge is stored exactly once, there is no need for data exchange for edges. Compared to the *edge-cut* partitioning mentioned in Section 3, *vertex-cut* can significantly reduce communication and storage overhead. The theoretical analysis of the improvements presented in [13] and [8]: for the policy of *randomly* assigning an edge or a vertex to one of subgraphs, the expected communication and storage cost of *vertex-cut* is less than *edge-cut*, the gain of *vertex-cut* has a lower bound and is related to the power-law constant  $\alpha$ . In addition, Gonzalz et.al [8] has proved that for a given good *edge-cut*, it can be easily converted to a better *vertex-cut*.

### 6.2 Metrics of Vertex-cut Partitioning

A large number of dedicated *vertex-cut* algorithms have been proposed in recent years. It is a difficult task to choose an appropriate partitioner in practice due to the complexity of evaluating

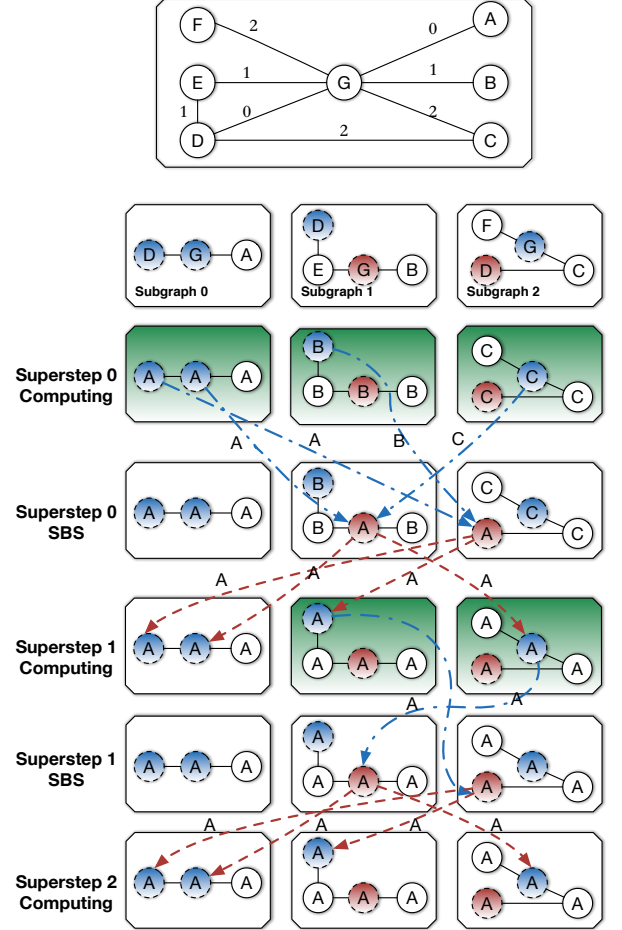


Figure 3: DRONE execution workflow of CC algorithm. Dotted lines are messages. The subgraphs marked in green have messages to be propagated

a graph partitioning algorithm. In [14], it overviews the existing *vertex-cut* partitioning algorithms and classifies these partitioners. The partitioning quality can be indicated by two categories of metrics.

#### Partitioning Metrics

One category is the statistical data that can be directly computed during the partitioning phase. These metrics basically reveal two aspects: *balance* and *communication*. The balance describes that the size of subgraphs should be approximative. The communication describes the overlap(e.g., the replicated edges or vertices) across subgraphs should be minimized. The overlap between subgraphs finally contributes to the inter-node communication and storage. We formulated these two metrics for the *vertex-cut* partitioning algorithms as follows: the *Imbalance* is defined as the maximum number of edges in a subgraph divided by the average number of edges across all the subgraphs, i.e.  $\frac{\max_{i=1, \dots, n} |E_i|}{|E|/n}$ ; the *Replication Factor* is defined as the ratio of the number of vertices in all subgraphs to the total number of vertices in the input graph, i.e.  $\frac{\sum_{i=1}^n |V_i|}{|V|}$ . *Replication Factor* measures the overhead caused by the fact that some vertices span among subgraphs.

### Execution Metrics

Since we focus on designing a programming model and building a graph processing framework in this paper, we are more concerned about the final effects of partitioner to the graph processing algorithms (e.g. CC, PageRank). We call the final effects to evaluate a partitioner are *execution metrics*. The execution metrics mainly include (1)*running time*: it is the time of a graph processing algorithm executed on partitioned graph; (2)*network message*: it is the number of messages(e.g., the number of (key, value) pairs in SVHM abstraction), or total bytes transferred by network during the processing; (3)*partitioning time*: the partitioning time measures a partitioner's efficiency. In a production environment, the time consumed during the partitioning phase should be taken into account to the total execution time for a complete processing pipeline. Hence, there is always a trade-off between the efficiency and effectiveness of a partitioner.

### 6.3 Canonical Degree-based Hashing Vertex-cut

We adapted the vertex-cut algorithm proposed in [15] into a scalable canonical degree-based hashing scheme and make it as the default partitioner of DRONE. DRONE supports several built-in vertex-cut partitioning algorithms. The partitioner of DRONE also follows a distributed manner. DRONE supports two input formats: (1) *vertex-oriented*: one data entry consists all data related to a vertex, including outgoing edges; (2) *edge-oriented*: each item is an edge data entry, vertex data is stored separately. For the second format, DRONE will group edges by their source vertices in a MapReduce job for pre-processing. Then each partitioning worker loads a collection of vertices with associated data from external storage. For instance, worker  $i$  holds the vertex  $v$  that  $hash(v) = i$ . Then workers compute the *edge-to-worker* assignment, i.e., each outgoing edge's owner of the vertices it holds. In the original DBH algorithms, the owner of an edge is determined by hash function value of the associated vertex with smaller degree. Hence, to compute the *edge-to-worker* assignment, each worker needs to retrieve the degree of the adjacent vertices of the vertices it holds, then deciding the owner of corresponding edge. When the *edge-to-worker* assignment is computed, worker can deduce where its vertices' replications reside by referencing its outgoing edges' owner list. Next, workers exchange the vertices and edges data and location metadata to their owner, each worker constructs subgraphs by received data as the paradigm described in Section 4.1. Every constructed subgraph will be dumped into a separate file on a distributed file system. Compute workers will load these subgraphs for distributed processing. Another key extension is that we assign an edge in a "canonical" way: it means that sort the two associated vertices by their vertex id first and then apply the function  $f$ . The sorting ensures assigning the opposite directed edges  $(u, v)$  and  $(v, u)$  to the same subgraph. Note that CDBH partitioner works very fast for the intrinsic hash, we also evaluate the execution performance of CDBH in Section 8.2.

## 7 APPLICATIONS

In this section, we show the implementation of three representative classic graph algorithms in SVHM model under DRONE framework.

### 7.1 single source shortest path

Given a graph  $G(V, E)$  and a source vertex  $s$ , single source shortest path(SSSP) computes the length of shortest path  $dist(s, v)$  for all  $v \in V$ . Dijkstra has proposed a sequential algorithm in  $O((|V| + |E|)\log|V|)$  time complexity for this problem [16]. In Dijkstra's algorithm, a *min-priority queue* is maintained for storing vertices associated with the latest updated shortest path length from source vertex  $s$ .

In SVHM abstraction, due to the "think like a graph" philosophy, we keep the sequential Dijkstra's algorithm to compute the  $dist(s, v)$  for each  $v \in G_i$ , and maintain a vector of  $(v.ID, dist(s, v))$  where each  $v$  is a frontier vertex. If  $s \notin G_i$ , the host worker of  $G_i$  will be idle at the first superstep. In the subsequent supersteps, the designated messages  $M_i$  to subgraph  $G_i$  contain  $v.id, dist(s, v)$  pairs, and the distances are updated during the SBS. During the following *Compute* phase, the updated frontier vertices are pushed into the *min-priority queue* to propagate the external distance change to the entire subgraph. The min function is adopted as *Aggregate* operator for data coherence across subgraphs as part of SBS. For interested reader, we present the pseudo code of SSSP in Appendix.

### 7.2 PageRank

PageRank(PR), a algorithm to rank every web page in a web graph. Let vertex  $u$  represent a web page and edge  $(u, v)$  represent a hyperlink from  $u$  to  $v$ . With the notations defined in Section 2, we have:

$$PR^n(u) = \alpha \sum_{v \in N_u^{in}} \frac{PR^{n-1}(v)}{|N_v^{out}|} + \frac{1 - \alpha}{N} \quad (5)$$

supposing  $PR^n(u)$  is the PageRank value for vertex  $u$  in the  $n$ th iteration.  $\alpha$  is a damping factor which is usually set as 0.85. Note that the Equation 5 is a classic synchronous PageRank algorithm. Instead, in SVHM we implement PageRank algorithm following an asynchronous accumulative approach proposed in [17]. We refer to  $\delta_u$  as the accumulator of the received updates of  $u$ . Similar to the vertex-centric program, we loop over the "active" vertices in the same partition and update their PageRank with  $\delta_u$  at each superstep,  $\alpha \frac{\delta_u}{|N_u^{out}|}$  is sent to  $u$ 's adjacent vertices, then resetting  $\delta_u$  to 0. The vertex  $u$  will be identified as active if  $\delta_u > 0$ . In SVHM, each vertex could be activated by (a) its neighbors in the same subgraph; (b) external updates from its remote replicas by SBS. As the end of each superstep,  $\langle u, \delta_u \rangle$  will be added to the SBS message vector if  $u$  is a frontier vertex. The SBS **Aggregate** operator is set to be *sum* function.

### 7.3 Graph simulation

Graph  $G(V, E)$  matches a pattern graph  $Q(V_Q, E_Q)$  via graph simulation [18]. if there is a binary relation  $R \subseteq V_Q \times V$  such that (a) For each vertex  $u \in V_Q$ , there exists a vertex  $v \in V$  satisfies  $(u, v) \in R$  and  $u.label = v.label$ , (b) For each pair  $(u, v) \in R$ , considering edge  $(u, u')$  in  $E_Q$ , a vertex  $v' \in V$  can be find such that  $(v, v') \in E$  and  $(u', v') \in R$ . Our implementation is based on the following idea: (1) construct an initial relation  $R_0$  according to condition(a); (2) prune  $R_0$  iteratively until it satisfies condition(b). Algorithm 2 illustrates how the graph simulation algorithm is implemented in SVHM abstraction.



**Algorithm 2:** Graph Simulation Compute function**Input:** Subgraph  $G$ , Pattern graph  $Q$ , Updated pairs by Global Sync  $M$ **Output:** Modified subgraph  $G'$ , Changed data pairs  $\Delta D$ Vector  $vec \leftarrow \emptyset$ Simulation set  $sim \leftarrow \emptyset$ , Post map  $post \leftarrow \emptyset$ **if**  $getSuperstep = 0$  **then**  **for**  $u \in V_Q, v \in V$  **do**    **if**  $u.label = v.label$  **then**       $sim(u).add(v)$       **for**  $v' \in N_v^{in}$  **do**         $post(v')[u] \leftarrow post(v')[u] + 1$   **for**  $v \in V$  **do**     $vec.addPairToVector(v.id, post(v))$ **else**   $tempPost \leftarrow \emptyset$   **for**  $v \in M$  **do**    **for**  $u \in V_Q$  **do**      **if**  $v \in sim(u)$  and exist vertex  $u' \in N_u^{out}$  such that         $post(v)[u'] = 0$  **then**           $sim(u).remove(v)$           **for**  $v' \in N_v^{in}$  **do**             $tempPost(v')[u] \leftarrow tempPost(v')[u] - 1$              $post(v')[u] \leftarrow post(v')[u] - 1$   **for**  $v \in tempPost$  **do**     $vec.addPairToVector(v.id, tempPost(v))$ 

At the first superstep, we assume  $v \in sim(u)$  if  $u.label = v.label$ . Let  $R_0$  be the initial relation corresponding to  $sim$  at the first superstep,  $R_0$  is a superset of the final  $R_m$ . In following supersteps, we prune  $sim$  and  $post$  under condition(b). With  $post(v)$ , we can access  $v$ 's successor vertices's matching results easily. If  $post(v)[u'] = 0$  with  $v \in sim(u)$  and  $(u, u') \in E_Q$ ,  $v$  will be removed from  $sim(u)$ .  $\langle v, \Delta post(v) \rangle$  will be added to SBS message vector if  $\Delta post(v) > 0$  is non-zero during the superstep. Given two message pairs of  $\langle v, \Delta post_1(v) \rangle$  and  $\langle v, \Delta post_2(v) \rangle$ , the Aggregate operator traverses vertex  $u$  in  $\Delta post_1(v) \cup \Delta post_2(v)$ , and calculate the result  $\Delta post(v)[u] = \Delta post_1(v)[u] + \Delta post_2(v)[u]$ .

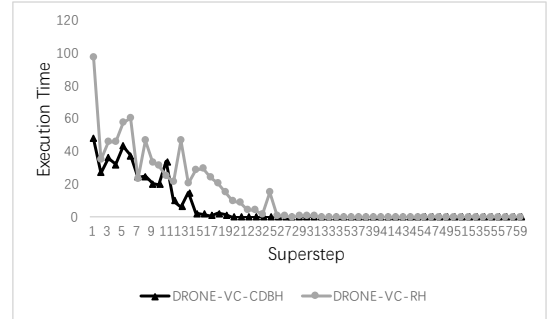
## 8 EXPERIMENTAL EVALUATION

In this section, we evaluate performance of DRONE from different perspectives. We carry out performance comparison with representative frameworks of *vertex-centric* (Giraph, Graphlab) and *subgraph-centric* (Blogel). Four graph algorithms were implemented for the performance evaluation: *Single Source Shortest Path*, *PageRank*, *Connected Component*, *Graph Simulation*. In addition to cross-system comparison, for a fair comparison of SVHM model and traditional edge-cut based subgraph-centric model (e.g. Giraph++), we also made DRONE support the edge-cut counterpart. To distinguish the two modes in the following sections, we identify vertex-cut model (i.e. SVHM) as DRONE-VC and edge-cut mode as DRONE-EC. PARMETIS [7] is chosen as the default graph partitioner of DRONE-EC. However, in

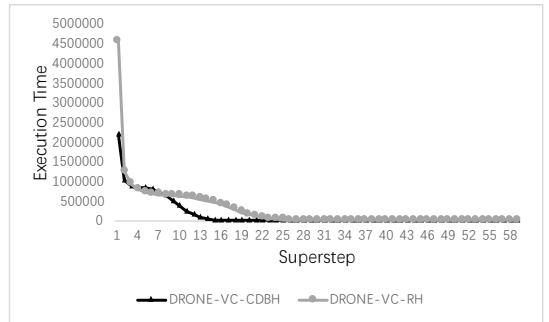
the case that PARMETIS failed to partition when the graphs were too big for it to handle, we resorted to the random hashing (i.e. randomly assigning vertices to subgraphs) as the partitioner of DRONE-EC. Weak scaling capability of DRONE is tested on a HPC system with thousands of processes, we present the result at the end of this section. Aside from framework evaluation, we also show the effectiveness of partitioning strategy with the metrics that are defined in Section 6.

### 8.1 Experimental Setup

Our in-house test bed is a 4-node system, each node consists of 8 Intel Xeon E7-8830 2.13GHz CPU total of 64 cores and 1TB memory. The system is connected via 1GigE Ethernet. For the cross-system comparison experiments, we chose three open datasets that are the largest available to us. They are listed in Table 2: (1) social network: *LiveJournal* [19]; (2) web graph: *WebBase* [20] (3) road network: *USARoad* [21]. Among these datasets, *LiveJournal* and *WebBase* are power-law graphs, *USARoad* has a large diameter (more than 6000 hops). To evaluate the weak scaling of DRONE, we chose larger synthetic *power-law* graphs produced by the kronecker generator described in [22], which is a power-law graph generator adopted by the *Graph 500* benchmarks [23]. Weak scaling experiments were carried out on "era", The "era" has 270 nodes, each node with 24 processors (2 Intel Xeon E5-2680 V3 2.5GHz CPU) and 256GB RAM, are interconnected by 100Gb EDR Infiniband.



(a) Execution Time



(b) Network Messages

Figure 4: Partitioner performance comparison over CC execution time and network messages per superstep on WebBase graph

Datasets	Type	V	E	Diameter	Average Degree	Max InDegree	Max OutDegree
LiveJournal	Directed	4,847,571	68,993,773	17	21.0	13,906	20,293
USARoad	Undirected	23,947,347	58,333,344	8,264	2.44	9	9
WebBase	Directed	118,142,155	1,019,903,190	37	8.63	816,127	3,841

Table 2: Stats of Real-World DataSets

DataSets	#Subgraphs	Imbalance		Replication Factor	
		Random Hash	Canonical Degree Based Hash	Random Hash	Canonical Degree Based Hash
LiveJournal	4	1.007	1.006	2.4691	2.41677
WebBase	32	1.03	1.02	6.29	6.0

Table 3: Partitioning metrics comparison of Random Hash and Canonical Degree-Based Hash over power-law graphs

### 8.2 Performance Comparison of Partitioner

Table 3 shows the partitioning metrics comparison of imbalance and replication factors between Random Hashing(RH) and Canonical Degree Based Hashing(CDBH) vertex-cut partitioners. We can see that both vertex-cut partitioner divide graph evenly. The imbalance factors are approximate to 1 with difference less than 1%. Regarding replication factor, *CDBH* is slightly better than *RH* over *Webbase* and *LiveJournal*, approximately 2.1% and 4.8% respectively. However, despite the marginal difference shown above, CC algorithm achieves 1.96 times speedup(390 sec vs. 764 sec) with CDBH on *web-base* dataset. There is 1.68 times improvement of network volume, i.e. less number of (*key*, *value*) pairs exchanged across workers(9,556,341 vs. 16,121,171). In addition, CC converges faster with CDBH, it takes half number of supersteps(508 vs. 1096) compared with RH. Figure 4 shows the execution time and the number of key-value messages per superstep, and variations of the first 100 supersteps are displayed.

### 8.3 Systematic Performance Comparison

In this section, we present strong scaling performance comparison of DRONE, Giraph, Graphlab(Powergraph), and Blogel. We run CC and Sim over LiveJournal, PR over WebBase, SSSP over USARoad and Webbase. Due to the size of datasets, we limit our experiments upto 24 workers. Although we carried out experiments for Spark GraphX, its performance is not comparable to the peers, we decide not to include it in the following discussion.

Figure 5 shows the strong scaling of four algorithms, namely CC, SSSP, GSim, and PR. In general, all systems exhibit certain degree of scalability upto 24 workers. GraphLab and Giraph perform similarly on all algorithms. DRONE, which is identified as DRONE-VC, outperforms its peers in the aspects of execution time and scalability. In some cases, it is able to achieve couple of magnitudes performance improvements.

#### CC

Figure 5(a) shows CC performance over *LiveJournal*. DRONE-VC(i.e. SVHM implementation) outperforms DRONE-EC, Blogel, Giraph and Graphlab. (1)DRONE-VC is by average 2.4 times faster than Giraph and Graphlab, both systems are vertex-centric framework. DRONE-VC is able to minimize the number

of messages and achieve improvement of 170x compared to Giraph and Graphlab. (2)For Blogel, a subgraph-centric framework, it employs an multi-source BFS based partitioner to detect the connected components in the partitioning phase. However, DRONE-VC outperforms Blogel by 1.3 times. This is because CC is a simple graph traversal algorithm, the running time is dominated by the communication overhead. For instance, when  $n = 24$ , DRONE-VC only transmits 0.5% of the subgraph-level messages transmitted by Blogel. (3) DRONE-VC transmits 3.5 times fewer (*key*, *value*) pairs resulting in 1.4 times faster than DRONE-EC.

#### GSim

Figure 5(b) shows the performance comparison of GSim algorithm. DRONE-VC is on average 6.7x, 8.5x, 12.8x, 13.4x faster than DRONE-EC, Blogel, Giraph, and Graphlab. DRONE exhibits superior performance over its peers, it demonstrates that the SVHM is suitable for algorithms like graph simulation.

#### PR

Figure 5(c) shows the performance comparison of PR algorithm. DRONE-VC performs better than other systems. Blogel is excluded from the comparison because its PR implementation is an optimized PageRank algorithm, interested reader is referred to [24] for detailed information. We can see that DRONE-VC and DRONE-EC are significantly faster than vertex-centric systems(i.e. Giraph and Graphlab) due to less communication. We would like to point out that both subgraph-centric and vertex-centric models take similar number of supersteps to converge for PageRank algorithm takes close number of supersteps to vertex-centric.

#### SSSP

Figure 5(d) shows the performance of SSSP over *USARoad*. DRONE-VC significantly outperforms the other systems. With 24 workers, DRONE-VC is 455x, 413x, 6.3x, 1.6x faster than Giraph, Graphlab, Blogel, DRONE-EC, respectively. (1) Subgraph-centric systems(i.e. DRONE, Blogel) take significantly fewer supersteps than vertex-centric systems(i.e. Giraph, Graphlab). (2) USARoad is not a power-law graph, which has relatively even degree distributions. METIS, default partitioner of DRONE-EC, tries to minimize the edge cuts and splits graphs with balanced

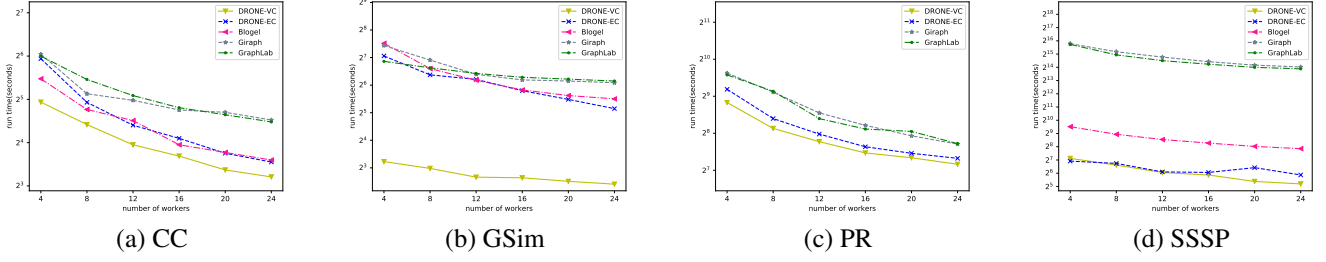


Figure 5: Cross system strong scaling performance comparison

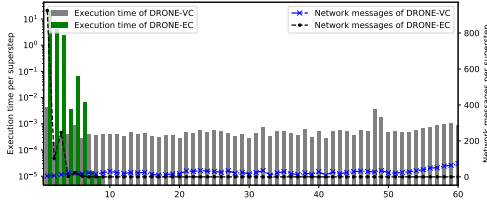


Figure 6: SSSP runtime and messages per superstep for DRONE-EC and DRONE-VC

	Execution time(s)	Supersteps
DRONE-VC-CDBH	316	261
DRONE-VC-RH	378	535
DRONE-EC-RH	413	607

Table 4: SSSP performance comparison of DRONE variants on Webbase

number of vertices. On the contrary, CDBH evenly distributes edges to subgraphs, and acts like RH on USARoad. It is interesting to see that DRONE-EC completes with fewer supersteps, but take longer time to finish. Figure 6 shows runtime and messages per superstep for DRONE-VC and DRONE-EC. We can see that DRONE-EC spend much more time during first few steps and sending more messages than DRONE-VC. Although DRONE-VC takes more steps to complete, it outperform DRONE-EC with 1.6x speedup. It is evident that the *vertex-cut* partitioning strategy of SVHM abstraction ensures balanced workload and good performance.

We further compare SSSP performance of DRONE-EC and DRONE-VC on a larger dataset, Webbase, which is a power-law graph. For the fair comparison, We tested three variations: DRONE-EC(random hashing edge-cut), DRONE-VC(random hashing vertex-cut), and DRONE-VC(CDBH). Figure 7 shows execution time and network messages per superstep.

Although both figures show similar trends for the three variations, DRONE-VC-CDBH achieves the best performance, see Table 4 for details. We would like to point out that the number of network messages transmitted by DRONE-VC-RH is only 19% of DRONE-EC-RH(2,097,868 vs. 14,761,958), and DRONE-VC-RH only takes 42% supersteps of DRONE-EC-RH.

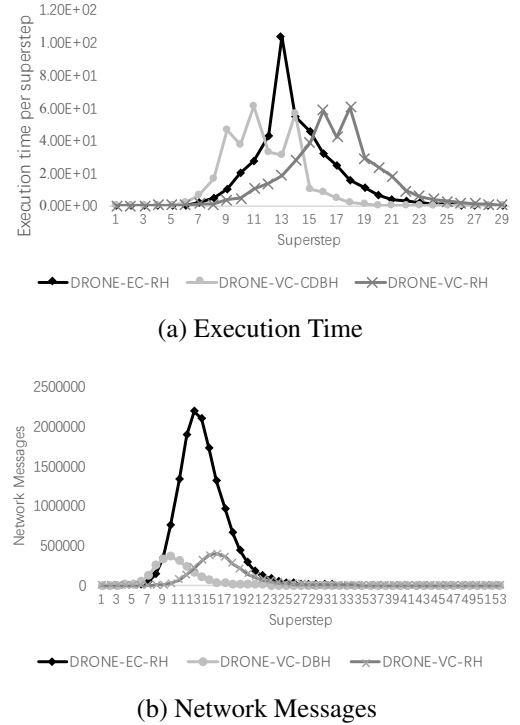
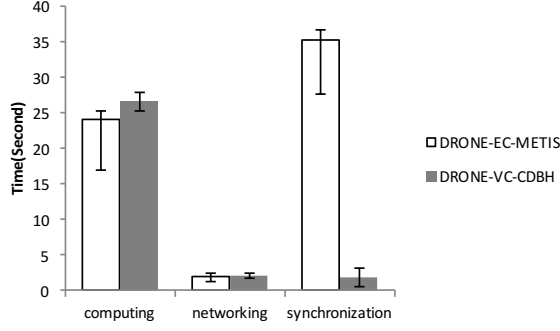


Figure 7: SSSP performance per superstep for DRONE-EC-RH, DRONE-VC-RH, DRONE-VC-CDBH over Webbase dataset

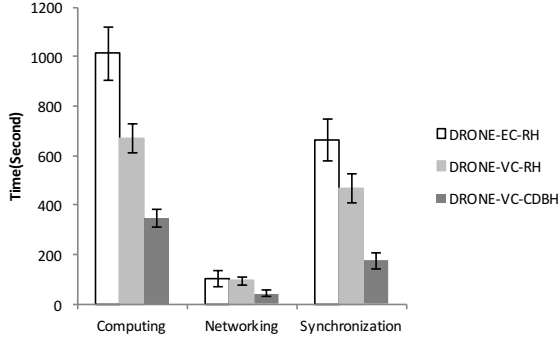
#### 8.4 Breakdown of Execution Time

In this section, we have a close look at the performance of SVHM abstraction and the traditional edge-cut based subgraph-centric model. We breakdown the execution time into three parts: (1)Computing: execution of user-defined graph algorithm; (2) Networking: Sendreceive between workers. (3)Synchronization. In figure 8, we plot min and max on each bar, which represents average value for a category. Note that higher deviation implies greater imbalance, lower average time implies better performance. Figure 8(a) reports the execution time breakdown of CC algorithm under DRONE-EC and DRONE-VC mode over *LiveJournal*. *PARMETIS* [7] is chosen to be the edge-cut partitioner for DRONE-EC. We can see that in terms of average computing and networking time, DRONE-EC and DRONE-VC have close performance. However, DRONE-EC suffers from performance degradation due to significant workload imbalance, workers spend more time on synchronization. *PARMTIS* is too

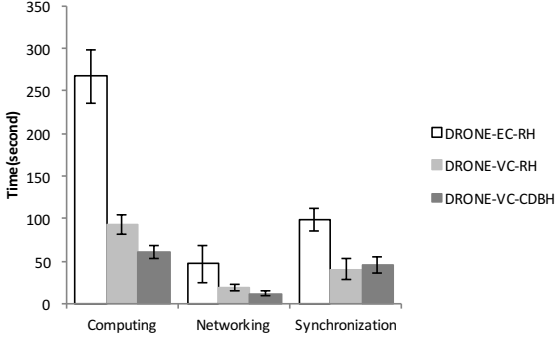




(a) Execution time break-down of CC over LiveJournal



(b) Execution time break-down of CC over Webbase



(c) Execution time break-down of SSSP over Webbase

Figure 8: Execution time breakdown

expensive and not competent to generate balanced workload partitions when dealing with graphs of highly skewed degree distribution. Figure 8(b) and Figure 8(c) report the execution time breakdown of CC and SSSP over *Webbase*, respectively. Because PARMETIS failed to partition *Webbase*, we chose Random Hashing(RH) partitioner for comparison. We can see that DRONE-VC-CDBH performs significantly better for both algorithms in all categories. Although both utilized the same RH partitioning strategy, DRONE-VC-RH(vertex-cut partitioning) significantly outperforms DRONE-EC-RH(edge-cut partitioning). Specifically, for SSSP algorithm, DRONE-VC-RH is 4.45x faster than DRONE-EC-RH in average computing time and only takes 40% synchronization time of DRONE-EC-RH, which implies less workload imbalance.

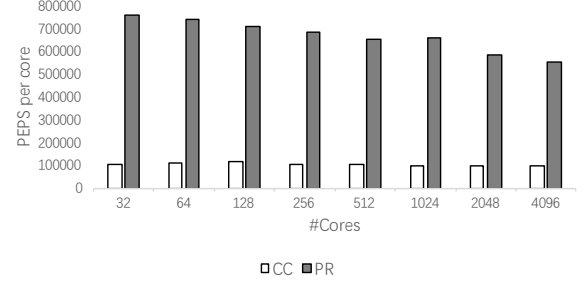


Figure 9: Weak scaling of PR and CC on Kronecker graphs

### 8.5 Weak Scaling Experiment

In this section, we evaluated the weak scaling of DRONE. We executed two algorithms: CC and PR on a range of synthetic graphs created by *Kronecker* graph generator [22]. We use the same parameters from Graph500 for generating synthetic graphs. For our weak scaling experiments, we fix the average number of edges of each partition and generate Kronecker graphs with scales ranging from  $2^{30}$  on 32 cores to  $2^{37}$  on 4096 cores. The performance is measured by *PEPS(actual processed edges per second)* [25]. The average *PEPS* per core(worker) is presented in Figure 9. We can see that DRONE achieves suboptimal weak scalability to process large scale power-law graphs on a HPC system.

## 9 CONCLUSION AND FUTURE WORK

In the scenario of processing massive large scale graph-structure data, various graph-parallel models emerged. Subgraph-centric model provides users with the opportunity to freely program against the subgraph, allows users to reuse the existing sequential graph algorithms. Comparing to vertex-centric model, subgraph-centric may significantly improve efficiency for performing the algorithms that are topology-aware upon the well-partitioned graphs. However, the existing subgraph-centric framework default to edge-cut schemes when partitioning power-law graphs, vulnerable to the workload imbalance, large inter-machine communication, as well as the heavy preprocessing. We observed these defects in practice, and proposed a SVHM abstraction and implemented it in a system called DRONE. By exploiting the merits of vertex-cut to reduce communication and storage overhead, and achieve the load balance, SVHM can efficiently process large scale power-law graphs. The API of DRONE are flexible and easy to program with, users can express the algorithms with it. Our experiments show that DRONE is competitive to the state-of-art distributed graph processing frameworks

In future, we would like to extend DRONE to the asynchronous distributed graph processing, and explore graph algorithms for machine learning.

## REFERENCES

- [1] Grzegorz Malewicz, Matthew H Austern, Aart JC Bik, James C Dehnert, Ilan Horn, Naty Leiser, and Grzegorz Czajkowski. Pregel: a system for large-scale graph pro-

- cessing. In *Proceedings of the 2010 ACM SIGMOD International Conference on Management of data*, pages 135–146. ACM, 2010.
- [2] Yucheng Low, Danny Bickson, Joseph Gonzalez, Carlos Guestrin, Aapo Kyrola, and Joseph M Hellerstein. Distributed graphlab: a framework for machine learning and data mining in the cloud. *Proceedings of the VLDB Endowment*, 5(8):716–727, 2012.
  - [3] Yuanyuan Tian, Andrey Balmin, Severin Andreas Corsten, Shirish Tatikonda, and John McPherson. From think like a vertex to think like a graph. *Proceedings of the VLDB Endowment*, 7(3):193–204, 2013.
  - [4] Wenfei Fan, Jingbo Xu, Yinghui Wu, Wenyuan Yu, Jiaxin Jiang, Zeyu Zheng, Bohan Zhang, Yang Cao, and Chao Tian. Parallelizing sequential graph computations. In *Proceedings of the 2017 ACM International Conference on Management of Data*, pages 495–510. ACM, 2017.
  - [5] Da Yan, James Cheng, Yi Lu, and Wilfred Ng. Blogel: A block-centric framework for distributed computation on real-world graphs. *Proceedings of the VLDB Endowment*, 7(14):1981–1992, 2014.
  - [6] Yogesh Simmhan, Alok Kumbhare, Charith Wickramarachchi, Soonil Nagarkar, Santosh Ravi, Cauligi Raghavendra, and Viktor Prasanna. Goffish: A sub-graph centric framework for large-scale graph analytics. In *European Conference on Parallel Processing*, pages 451–462. Springer, 2014.
  - [7] George Karypis and Vipin Kumar. A coarse-grain parallel formulation of multilevel k-way graph partitioning algorithm. In *PPSC*, 1997.
  - [8] Joseph E Gonzalez, Yucheng Low, Haijie Gu, Danny Bickson, and Carlos Guestrin. Powergraph: distributed graph-parallel computation on natural graphs. In *OSDI*, volume 12, page 2, 2012.
  - [9] Apache: Giraph. <http://giraph.apache.org>.
  - [10] Michalis Faloutsos, Petros Faloutsos, and Christos Faloutsos. On power-law relationships of the internet topology. In *ACM SIGCOMM computer communication review*, volume 29, pages 251–262. ACM, 1999.
  - [11] Alessio Guerrieri and Alberto Montresor. Distributed edge partitioning for graph processing. *arXiv preprint arXiv:1403.6270*, 2014.
  - [12] Mu Li, David G Andersen, Jun Woo Park, Alexander J Smola, Amr Ahmed, Vanja Josifovski, James Long, Eugene J Shekita, and Bor-Yiing Su. Scaling distributed machine learning with the parameter server. In *OSDI*, volume 14, pages 583–598, 2014.
  - [13] Florian Bourse, Marc Lelarge, and Milan Vojnovic. Balanced graph edge partition. In *Proceedings of the 20th ACM SIGKDD international conference on Knowledge discovery and data mining*, pages 1456–1465. ACM, 2014.
  - [14] Hlib Mykhailenko. *Distributed edge partitioning*. PhD thesis, Université Côte d’Azur, CNRS, I3S, France, 2017.
  - [15] Cong Xie, Ling Yan, Wu-Jun Li, and Zhihua Zhang. Distributed power-law graph computing: Theoretical and empirical analysis. In *Advances in Neural Information Processing Systems*, pages 1673–1681, 2014.
  - [16] Michael L Fredman and Robert Endre Tarjan. Fibonacci heaps and their uses in improved network optimization algorithms. *Journal of the ACM (JACM)*, 34(3):596–615, 1987.
  - [17] Yanfeng Zhang, Qixin Gao, Lixin Gao, and Cuirong Wang. Accelerate large-scale iterative computation through asynchronous accumulative updates. In *Proceedings of the 3rd workshop on Scientific Cloud Computing*, pages 13–22. ACM, 2012.
  - [18] Monika Rauch Henzinger, Thomas A Henzinger, and Peter W Kopke. Computing simulations on finite and infinite graphs. In *Foundations of Computer Science, 1995. Proceedings., 36th Annual Symposium on*, pages 453–462. IEEE, 1995.
  - [19] Livejournal. <http://snap.stanford.edu/data/com-LiveJournal.html>.
  - [20] Webbase. <https://law.di.unimi.it/webdata/webbase-2001/>.
  - [21] Usaroad. <https://www.dis.uniroma1.it/challenge9/download.shtml>.
  - [22] Jure Leskovec, Deepayan Chakrabarti, Jon Kleinberg, Christos Faloutsos, and Zoubin Ghahramani. Kronecker graphs: An approach to modeling networks. *Journal of Machine Learning Research*, 11(Feb):985–1042, 2010.
  - [23] Graph500. <https://graph500.org>.
  - [24] Sepandar Kamvar, Taher Haveliwala, Christopher Manning, and Gene Golub. Exploiting the block structure of the web for computing pagerank. Technical report, Stanford, 2003.
  - [25] Heng Lin, Xiaowei Zhu, Bowen Yu, Xiongchao Tang, Wei Xue, Wenguang Chen, Lufei Zhang, Torsten Hoefler, Xiaosong Ma, Xin Liu, Weimin Zheng, and Jingfang Xu. ShenTu: Processing Multi-Trillion Edge Graphs on Millions of Cores in Seconds. In *Proceedings of the International Conference for High Performance Computing, Networking, Storage and Analysis (SC18) - Gordon Bell Award Finalist*. ACM, Nov. 2018.