

# Vision-based Navigation with Language-based Assistance via Imitation Learning with Indirect Intervention

Khanh Nguyen  
University of Maryland, College Park  
kxnguyen@cs.umd.edu

Debadeepta Dey, Chris Brockett, Bill Dolan  
Microsoft Research, Redmond  
{dedey, Chris.Brockett, billdol}@microsoft.com

## Abstract

*We present Vision-based Navigation with Language-based Assistance (VNLA), a grounded vision-language task where an agent with visual perception is guided via language to find objects in photorealistic indoor environments. The task emulates a real-world scenario in that (a) the requester may not know how to navigate to the target objects and thus makes requests by only specifying high-level end-goals, and (b) the agent is capable of sensing when it is lost and querying an advisor, who is more qualified at the task, to obtain language subgoals to make progress. To model language-based assistance, we develop a general framework termed Imitation Learning with Indirect Intervention (I3L), and propose a solution that is effective on the VNLA task. Empirical results show that this approach significantly improves the success rate of the learning agent over other baselines on both seen and unseen environments.*

## 1. Introduction

Rich photorealistic simulators are finding increasing use as research testbeds and precursors to real-world embodied agents such as self-driving cars and drones [46, 17, 26]. Recently, growing interest in grounded visual navigation from natural language is facilitated by the development of more realistic and complex simulation environments [2, 29, 9, 39, 53, 51, 44] in place of simple toy environments [5, 12, 33, 8, 7]. Several variants of this task have been proposed. In [2], agents learn to execute natural language instructions crowd-sourced from humans. [13] trained agents to navigate to answer questions about objects in the environment. [16] presents a scenario where a guide and a tourist chat to direct the tourist to a destination.

In this paper, we present Vision-based Navigation with Language-based Assistance (VNLA), a grounded vision-language task that models a practical scenario: a mobile agent, equipped with monocular visual perception, is requested via language to assist humans with finding objects

in indoor environments. A realistic setup of this scenario must (a) not assume the requester knows how to accomplish a task before requesting it, and (b) provide additional assistance to the agent when it is completely lost and can no longer make progress on a task. To accomplish (a), instead of using detailed step-by-step instructions, we request tasks through high-level instructions that only describe end-goals (e.g. “Find a pillow in one of the bedrooms”). To fulfill (b), we introduce into the environment an advisor who is present at all times to assist the agent upon request with low-level language subgoals such as “Go forward three steps, turn left”. In VNLA, therefore, the agent must (a) ground the object referred with the initial end-goal in raw visual inputs, (b) sense when it is lost and use an assigned budget for requesting help, and (c) execute language subgoals to make progress.

VNLA motivates a novel imitation learning setting that we term Imitation Learning with Indirect Intervention (I3L). In conventional Imitation Learning (IL), a learning agent learns to mimic a teacher, who is only available at training time, by querying the teacher’s demonstrations on situations it encounters. I3L extends this framework in two ways. First, an advisor is present in the environment to assist the agent not only during training time but also at test time. Second, the advisor assists the agent not by directly making decisions on the agent’s behalf, but by modifying the environment to influence its decisions. I3L models assistance via language subgoals by treating the subgoals as extra information added to the environment. We devise an algorithm for the I3L setting that yields significant improvements over baselines on the VNLA task on both seen and unseen environments.

The contributions of this paper are: (a) a new task VNLA that represents a step closer to real-world applications of mobile agents accomplishing indoor tasks (b) a novel IL framework that extends the conventional framework to modeling indirect intervention, and (c) a general solution to I3L that is shown to be effective on the VNLA task. The task is accompanied by a large-scale dataset based on the photorealistic Matterport3D environment [10, 2].



Figure 1: An example run of a trained agent in an unseen environment. (a) A requester (wearing a hat) asks the agent, equipped with visual perception, to “find a lamp in the living room”. (b) After looking to the right, the agent senses that it does not know where to go next and signals the advisor (with mustache) for help. (c) The advisor responds with an “easy” low-level subgoal “turn 120 degrees left”. After executing the subgoal, the agent sees the living room. (d) The agent walks into the living room and successfully finds a lamp. Note that there are two lamps in the first picture but the room is labeled as a “family room” in the Matterport3D dataset. The agent is not given room labels but is able to ignore those lamps.

## 2. Related Work

**Language and robots** Learning to translate natural language commands to physical actions is well-studied at the intersection of language and robotics. Proposals include a variety of grounded parsing models that are trained from data [34, 35, 30] and models that interact with robots via natural language queries against a knowledge base [45] Most relevant to the present work are [37] who ground natural language to robotic manipulator instructions using Learning-from-Demonstration (LfD) and [18] who employ imitation learning of natural language instructions using humans following directions as demonstration data.

**Simulated environments** Simple simulators as Puddle World Navigation [24] and Rich 3D Blocks World [5, 4] have facilitated understanding of fundamental representational and grounding issues by allowing for fast experimentation in easily-managed environments. [21] and [52] similarly use reinforcement learning in simulated 3D environments for successful execution of written instructions. Simulators that are more photo-realistic, realistic-physics enabled simulators are beginning to be utilized to train real-world embodied agents ([26, 17, 46]). The Matterport3D dataset [10] comprising photo-realistic indoor models of 90 real homes underpins the Matterport3DSimulator and its associated RoomToRoom dataset [2]. We use this simulator and the RoomToRoom dataset in our experiments. This dataset is also used by [50] to study the combination of model-based and model-free reinforcement learning for navigation from language.

**End-to-end learning in rich simulators:** [13] present the “Embodied Question Answering” (EmbodiedQA) task where an agent is put in a 3D environment and asked to answer questions like “What color is the car?”. They develop end-to-end-trained agents trained via reinforcement learning and propose evaluation protocols. [21] and [52] similarly use reinforcement learning in simulated 3D envi-

ronments for successful execution of written instructions. [14] propose a hierarchical architecture where each level of the hierarchy is independently warmed up with imitation learning and further improved with reinforcement learning.

**Imitation learning.** Imitation learning [15, 40, 42, 41, 11, 47] provides an effective learning framework when a teacher for a task is available or can be simulated. There has been rich work that focuses on relaxing unrealistic assumptions on the teacher. [19, 11, 38, 22, 48] study cases where teachers provide imperfect demonstrations. [54, 27, 25, 31] construct policies to minimize the number of queries to the teacher. Such prior work generally assumes the agent can perfectly interpret the teacher’s demonstrations. To the best of our knowledge, no previous work has explored the case where changes are intentionally initiated into dynamic environments to facilitate learning.

## 3. Vision-based Navigation with Language-based Assistance

**Setup.** Our goal is to train an agent that can navigate indoors to find objects using only language instructions from humans and with vision as the perception modality. The agent is able to “see” the environment via a monocular camera capturing its first-person view as an RGB image. It is also capable of executing language instructions and requesting additional help when in need. The camera image stream and language instructions are the only external input signals provided; the agent is not given a map of the environments or its own location (e.g. via GPS or indoor localization techniques).

The agent starts at a random location in an indoor environment. A *requester* assigns it an object-finding task by sending a high-level *end-goal*, namely to locate an object in a particular room (e.g., “Find a cup in one of the bathrooms.”). The task is always feasible: there is always an instance in the environment that satisfies the end-goal. The

agent is considered to have fulfilled the end-goal if it stops at a location within  $d$  meters along the shortest path to one of the desired object instances. Here  $d$  is the *success-radius*, a task-specific hyperparameter. During execution, the agent may get lost and become unable to progress. We enable the agent to automatically sense when this happens and signal an *advisor* for help.<sup>1</sup> The advisor then responds with language providing a *subgoal*. The subgoal is a short-term task that is significantly easier to accomplish than the end-goal. Specifically, it *describes the next  $k$  optimal actions* (e.g. “Go forward two steps, look right.”). We assume that strictly following the subgoal helps the agent make progress.

By specifying the agent’s task with a high-level end-goal, our setup does not require the requester to be familiar with the environment, nor that they know how to accomplish the task in advance. This aspect, along with the agent-advisor interaction, distinguishes our setup from instruction-following setups ([2, 37, 36, 6, 12]), in which the requester provides the agent with detailed sequential steps to execute a task.

**Constraint formulation.** The agent faces a multi-objective problem: maximizing success rate while minimizing help requests to the advisor. Since these objectives are in conflict, as requesting help more often only helps increase success rate, we instead use a hard-constrained formulation: *maximizing success rate without exceeding a budgeted number of help requests*. The hard constraint indirectly specifies a trade-off ratio between success rate and help requests. The problem is reduced to single-objective once the constraint is specified by users based on their preferences.

#### 4. Imitation Learning with Indirect Intervention

Motivated by the VNLA problem, we introduce Imitation Learning with Indirect Intervention (I3L), which models (realistic) scenarios where a learning agent is monitored by a more qualified expert (e.g., a human) and receives help through an imperfect communication channel (e.g., language).

**Advisor.** Conventional Imitation Learning (IL) settings [15, 40, 42, 41, 11, 47, 48] involve interaction between a learning agent and a teacher: the agent learns by querying demonstrations of the teacher in diverse situations. In I3L, in addition to interacting with a teacher, the agent also receives guidance from an *advisor*. Unlike the teacher, who only interacts with the agent at training time, the advisor assists the agent during both training and test time.

<sup>1</sup>For simplicity, we assume the advisor has perfect knowledge of the environment, the agent, and the task. As the advisor’s main task is to help the agent, perfect knowledge is not necessary. The advisor needs to only possess advantages over the agent (e.g., human-level common sense or reasoning ability, greater experience at indoor navigation, etc.).

**Intervention.** The advisor directs the agent to take a sequence of actions through *interventions*. These can be direct or indirect. Interventions are direct when the advisor overwrites the agent’s decisions with its own. Direct interventions are always executed perfectly by definition. In the case of indirect interventions, the advisor does not “takeover” the agent but instead modifies the environment to influence its decisions.<sup>2</sup> To utilize indirect interventions, the agent must learn to *interpret* them, by mapping them from signals in the environment to sequences of actions in its action space. This introduces a new type of error into the learning process: intervention interpretation error, which measures how much the effects of the interventions divert from the advisor’s original intents.

**Formulation.** We assume the environment is a Markov decision process with state transition function  $\mathcal{T}$ . The agent maintains two policies: a main policy  $\pi_{\text{main}}$  for making decisions on the main task, and a help-requesting policy  $\pi_{\text{help}}$  for deciding when the advisor should intervene. We also assume existence of teacher policies  $\pi_{\text{main}}^*$  and  $\pi_{\text{help}}^*$ , and an advisor  $\Phi$ . Teacher policies are only available during training, while the advisor is always present. Having a policy  $\pi_{\text{help}}$  that decides when to ask for help reduces efforts of the advisor to monitor the agent. However, it does not prevent the advisor from actively intervening when necessary, because the advisor is able to control  $\pi_{\text{help}}$ ’s decisions by modifying the environment appropriately. At a state  $s_t$ , if  $\pi_{\text{help}}$  decides that the advisor should intervene, the advisor outputs an indirect intervention that directs the agent to take the next  $k$  actions  $(a_t, a_{t+1}, \dots, a_{t+k-1})$  suggested by the main teacher:

$$\begin{aligned} a_{t+i} &\leftarrow \pi_{\text{main}}^*(s_{t+i}), & 0 \leq i < k \\ s_{t+i+1} &= \mathcal{T}(s_{t+i}, a_{t+i}) & 0 \leq i < k \end{aligned} \quad (1)$$

The state distribution induced by the agent,  $\mathbf{p}_{\text{agent}}$ , depends on  $\pi_{\text{main}}, \pi_{\text{help}}$ . As in standard imitation learning, in I3L, the agent’s objective is to minimize expected loss on the agent-induced state distribution:

$$\hat{\pi}_{\text{main}}, \hat{\pi}_{\text{help}} = \arg \min_{\pi_{\text{main}}, \pi_{\text{help}}} \mathbb{E}_{s \sim \mathbf{p}_{\text{agent}}} [\mathcal{L}(s, \pi_{\text{main}}, \pi_{\text{help}})] \quad (2)$$

where  $\mathcal{L}(\cdot, \cdot, \cdot)$  is a loss function.

**Learning to Interpret Indirect Interventions.** I3L can be viewed as an imitation learning problem in a *dynamic* environment, where the environment is altered due to indirect interventions. Provided that teacher policies are well-defined in the altered environments, an I3L problem can be decomposed into a series of IL problems, each of which can

<sup>2</sup>The direct/indirect distinction is illustrated more tangibly in a physical agent such as a self-driving car. Turning off automatic driving mode and taking control of the steering wheel constitutes a direct intervention, while issuing a verbal command to stop the car represents an indirect intervention (the command is treated as new information added to the environment).

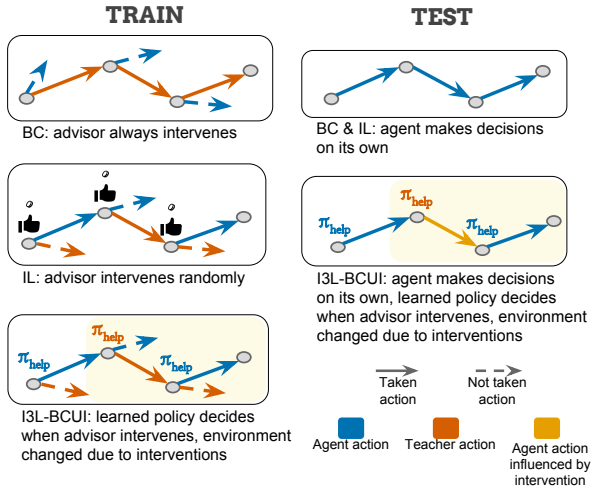


Figure 2: Comparison between I3L trained with behavior cloning under interventions (I3L-BCUI), (IL), and behavior cloning (BC) at training time (left) and test time (right). Gray dots represent states and arrows represent actions. Bounding boxes of different colors represent different environments.

be solved with standard IL algorithms. It turns out, however, that defining such policies in VNLA is non-trivial. Even though in VNLA, we use an optimal shortest-path teacher navigation policy, introducing a subgoal to the environment may invalidate this policy. Suppose when an agent is executing a subgoal, it makes a mistake and deviates from the trajectory suggested by the subgoal (e.g., first turning right for a subgoal “turn left, go forward”). Then, continuing to follow the subgoal is no longer optimal. Always following the teacher is also a bad choice because the agent may learn to ignore the advisor and not be able to utilize subgoals effectively at test time.

Our solution is to mix IL with behavior cloning<sup>3</sup>, which we term as BCUI (**B**ehavior **C**loning **U**nder **I**nterventions). In this approach, the agent uses the teacher policy as the acting policy (behavior cloning) when executes an intervention ( $k$  steps since the intervention is issued). Thus, the agent never deviates from the trajectory suggested by the intervention and thus never causes conflicts between the teacher and the intervention.<sup>4</sup> When no intervention is being executed, the agent uses the learned policy as the acting policy.

**Connection to imitation learning and behavior cloning.** Figure 2 illustrates why I3L trained under BCUI (I3L-

<sup>3</sup>Behavior cloning in IL is equivalent to standard supervised learning in sequence-to-sequence learning, where during training ground-truth tokens (instead of predicted tokens) are always used to transition to the next steps.

<sup>4</sup>A known disadvantage of behavior cloning is that it creates a gap between training and testing conditions, because at test time the agent acts on the learned policy. In practice, this problem is mitigated by limiting the number of interventions.

BCUI) is a general framework that subsumes both IL and behavior cloning as special cases. The advisor in I3L-BCUI intervenes both directly (through behavior cloning) and indirectly (by modifying the environment) at training time, but intervenes only indirectly at test time. The teacher in IL or behavior cloning can be seen as an advisor who is only available during training and intervenes only directly. IL and behavior cloning employ simple help-requesting policies. In behavior cloning, the help-requesting policy is to always have the teacher intervene, since the agent always lets the teacher make decisions during training. Most IL algorithms employ a mixed policy as the acting policy during training, which is equivalent to using a Bernoulli-distribution sampler as the help-requesting policy. I3L-BCUI imposes no restrictions on the help-requesting policy, which can even be learned from data.

## 5. Environment and Data

**Matterport3D simulator.** The Matterport3D dataset [10] is a large RGB-D dataset for scene understanding in indoor environments. It contains 10,800 panoramic views inside 90 real building-scale scenes, constructed from 194,400 RGB-D images. Each scene is residential building consisting of multiple rooms and floor levels, and is annotated with surface constructions, camera poses, and semantic segmentations. Using this dataset, [2] implemented a simulator that emulates an agent walking in indoor environments. The pose of the agent is specified by its viewpoint and orientation (heading angle and elevation angle). Navigation is accomplished by traversing edges in a pre-defined graph in which edges connect reachable panoramic viewpoints that are less than 5m apart.

**Visual input.** The agent’s pose is not provided as input to the agent. Given a pose, the simulator generates an RGB image representing the current first-person view. The image is fed into a ResNet-152 [20] pretrained on Imagenet [43] to extract a mean-pooled feature vector, which serves as the input to the agent. We use the precomputed image feature vectors publicly released by [2].

**Action space.** Following [2] we use a state-independent action space which consists of six actions: left, right, up, down, forward and stop. The left, right, up, down actions rotate the camera by 30 degrees. The forward action is defined as follows: if the next viewpoint on the shortest path from the current location to the goals lies within 30 degrees of the center of the current view, executing this action takes the agent to that viewpoint; otherwise, executing this action takes the agent to the viewpoint closest to the center of the current view.<sup>5</sup> We also define

<sup>5</sup>Our definition of the forward action, which is differently from the one defined in [2], ensures the teacher never suggests the agent to deviate from the shortest path to the goals.



Split	Number of data points	Number of paths
Train	170,782	238,089
Dev seen	6,720	9,557
Dev unseen	5,063	7,251
Test seen	6,445	8,411
Test unseen	5,527	8,024

Table 1: ASKNAV splits. A path is identified by a starting viewpoint and a goal viewpoint. A data point contains a single starting viewpoint but may contain multiple goal viewpoints (hence multiple paths).

a help-requesting action space comprised of two actions: `request` and `do_nothing`.

**Data Generation.** Using annotations provided in the Matterport3D dataset, we construct a dataset, called ASKNAV. We use the same environment splits as [2]: 61 training, 11 development, and 18 test. After filtering out labels that are difficult to recognize (e.g., “door frame”), low relevance (e.g., “window”) or unknown, we obtain 1103 object labels and 26 room labels. We define each data point as a tuple (*environment, start pose, goal viewpoints, end-goal*). An end-goal is constructed as “Find [O] in [R]”, where [O] is replaced with “a/an [object label]” (if singular) or “[object label]” (if plural), and [R] is replaced with “the [room label]” (if there is one room of the requested label) or “one of the pluralize([room label])” (if there are multiple rooms of the requested label). Table 1 summarizes the ASKNAV dataset. The development and test sets are further divided into an *unseen* set and a *seen* set. The seen set comprises data points generated in the training environment split (but the end-goals are not in the training set). The unseen set contains data points generated in the development or test environment splits. This dataset will be publicly released. More detail may be found in the Appendix.

## 6. Implementation

**Notation.** The agent maintains two policies: a navigation policy  $\pi_{\text{nav}}$  and a help-requesting policy  $\pi_{\text{ask}}$ . Each policy is stochastic, outputting a distribution  $\mathbf{p}$  over its action space. An action  $a$  is chosen by selecting the maximum probability of the output distribution. The agent is supervised by a navigation teacher  $\pi_{\text{nav}}^*$  and a help-requesting teacher  $\pi_{\text{ask}}^*$ , and is assisted by an advisor  $\Phi$ . A dataset  $D$  is provided where the  $d$ -th data point consists of a start viewpoint  $\mathbf{x}_d^{\text{start}}$ , a start orientation  $\psi_d$ , a set of goal viewpoints  $\{\mathbf{x}_{d,i}^{\text{end}}\}$ , an end-goal  $\mathbf{e}_d$  and the full map  $\mathbf{M}_d$  of the corresponding environment. At any time, the teachers and the advisor have access to the agent’s current pose and information provided by the current data point.

**Algorithm.** Algorithm 1 describes the overall procedure for training an VNLA agent. We train the navigation policy un-

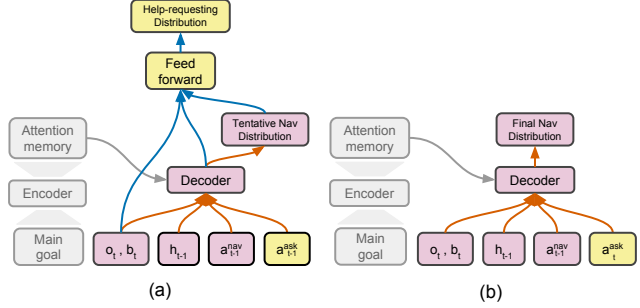


Figure 3: Two decoding passes of the navigation module. (a) The first decoding pass computes the tentative navigation distribution, which is used as a feature for computing the help-requesting distribution. (b) The second pass computes the final navigation distribution.

der the I3L-BCUI algorithm (Section 4) and train the help-requesting policy under behavior cloning. At time step  $t$ , the agent first receives a view of the environment from current pose (Line 9). It computes a *tentative* navigation distribution  $\mathbf{p}_{t,1}^{\text{nav}}$  (Line 10), which is used as an input to compute a help-requesting distribution  $\mathbf{p}_t^{\text{ask}}$  (Line 11). Since the help-requesting policy is trained under behavior cloning, the agent invokes the help-requesting teacher  $\pi_{\text{ask}}^*$  (not the learned policy  $\pi_{\text{ask}}$ ) to decide if it should request help (Line 12). If the help-requesting teacher decides that the agent should request help and the help-requesting budget has not been exhausted, the advisor  $\Phi$  is invoked to provide help via a language subgoal  $\mathbf{g}_t^{\text{sub}}$  (Lines 13-14). The subgoal is then *prepended* to the original end-goal  $\mathbf{g}_{0,d}^{\text{main}}$  to form a new end-goal  $\mathbf{g}_t^{\text{main}}$  (Line 15). If the condition for requesting help is not met, the end-goal is kept unchanged (Line 18). After the help-requesting decision has been made, the agent computes a *final* navigation distribution  $\mathbf{p}_{t,2}^{\text{nav}}$  by invoking the learned policy  $\pi_{\text{nav}}$  the second time. Note that when computing this distribution, the last help-requesting is no longer  $a_{t-1}^{\text{ask}}$  but has become  $a_t^{\text{ask}}$ . The agent selects the acting navigation policy based on the principle of I3L-BCUI algorithm. Specifically, if the agent has requested help within the last  $k$  steps, i.e. it is still executing the last subgoal, it uses the teacher policy to act (Line 23). Otherwise, it samples an action from the final navigation distribution (Line 25). In Lines 27-28, the learned policies are updated using an online learning algorithm. Finally, the agent updates its current pose according to the taken navigation action (Line 29).

### 6.1. Agent

We model the navigation policy  $\pi_{\text{nav}}$  and the help-requesting policy  $\pi_{\text{ask}}$  as two separate neural network modules. The **navigation module** is an encoder-decoder model [3] with a multiplicative attention mechanism [32] and coverage modeling [49], which encodes an end-goal (a se-

---

**Algorithm 1** VLNA training procedure
 

---

```

1: Initialize  $\pi_{\text{nav}}, \pi_{\text{ask}}$  with random parameters.
2: for  $d = 1 \dots D$  do
3:   Reset environment to  $(\mathbf{x}_d^{\text{start}}, \psi_d^{\text{start}})$ .
4:   Time budget  $T$  and initial help-request budget  $b_{\text{max}}$ .
5:   Initialize current help-request budget  $b = b_{\text{max}}$ .
6:   Initialize  $a_0^{\text{nav}}, a_0^{\text{ask}}$  to special action  $\langle \text{start} \rangle$ .
7:   Initialize  $\mathbf{g}_0^{\text{main}} = \mathbf{e}_d, \mathbf{x}^{\text{curr}} = \mathbf{x}_d^{\text{start}}, \psi^{\text{curr}} = \psi_d^{\text{start}}$ .
8:   for  $t = 1 \dots T$  do
9:     Receive an image  $\mathbf{o}_t$  of the current view.
10:     $\mathbf{p}_{t,1}^{\text{nav}} = \pi_{\text{nav}}(b, \mathbf{o}_t, \mathbf{g}_{t-1}^{\text{main}}, a_{t-1}^{\text{ask}})$ 
11:     $\mathbf{p}_t^{\text{ask}} = \pi_{\text{ask}}(b, \mathbf{o}_t, \mathbf{g}_{t-1}^{\text{main}}, \mathbf{p}_{t,1}^{\text{nav}})$ 
12:     $a_t^{\text{ask}} = a_t^{\text{ask}*} = \pi_{\text{ask}}^*(b, \mathbf{p}_t^{\text{nav}}, \mathbf{x}^{\text{curr}}, \{\mathbf{x}_{d,i}^{\text{end}}\}, \mathbf{M}_d)$ 
13:    if  $b > 0$  and  $a_t^{\text{ask}} == \text{request}$  then
14:       $\mathbf{g}_t^{\text{sub}} = \Phi(\mathbf{x}^{\text{curr}}, \{\mathbf{x}_{d,i}^{\text{end}}\}, \mathbf{M}_d, k)$ 
15:       $\mathbf{g}_t^{\text{main}} = \mathbf{g}_t^{\text{sub}} \odot \mathbf{g}_{0,d}^{\text{main}}$ 
16:       $b \leftarrow b - 1$ 
17:    else
18:       $\mathbf{g}_t^{\text{main}} = \mathbf{g}_{t-1}^{\text{main}}$ 
19:    end if
20:     $\mathbf{p}_{t,2}^{\text{nav}} = \pi_{\text{nav}}(b, \mathbf{o}_t, \mathbf{g}_t^{\text{main}}, a_t^{\text{ask}})$ 
21:     $a_t^{\text{nav}*} = \pi_{\text{nav}}^*(\mathbf{x}^{\text{curr}}, \{\mathbf{x}_{d,i}^{\text{end}}\}, \mathbf{M}_d)$ 
22:    if requested help within last  $k$  steps then
23:       $a_t^{\text{nav}} = a_t^{\text{nav}*}$ 
24:    else
25:       $a_t^{\text{nav}} \sim \mathbf{p}_{t,2}^{\text{nav}}$ 
26:    end if
27:     $\pi_{\text{ask}} \leftarrow \text{UpdateAskPolicy}(\mathbf{p}_{t,1}^{\text{ask}}, a_t^{\text{ask}*})$ 
28:     $\pi_{\text{nav}} \leftarrow \text{UpdateNavPolicy}(\mathbf{p}_{t,2}^{\text{nav}}, a_t^{\text{nav}*})$ 
29:     $\mathbf{x}^{\text{curr}}, \psi^{\text{curr}} \leftarrow \mathcal{T}(\mathbf{x}^{\text{curr}}, \psi^{\text{curr}}, a_t^{\text{nav}})$ 
30:  end for
31: end for

```

---

quence of words) and decodes a sequence of actions. Both the encoder and decoder are LSTM-based recurrent neural networks [23]. During time step  $t$ , if the end-goal is updated, the encoder generates an attention memory  $\mathcal{M}_t = \{\mathbf{m}_1^{\text{enc}}, \dots, \mathbf{m}_{|\mathbf{g}_t^{\text{main}}|}^{\text{enc}}\}$  by recurrently computing

$$\mathbf{m}_i^{\text{enc}} = \text{LSTM}_{\text{enc}}(\mathbf{m}_{i-1}^{\text{enc}}, \mathbf{g}_{t,i}^{\text{main}}), \quad 1 \leq i \leq |\mathbf{g}_t^{\text{main}}| \quad (3)$$

where  $\text{LSTM}_{\text{enc}}$  is the encoding LSTM,  $\mathbf{g}_{t,i}^{\text{main}}$  is the embedding of the  $i$ -th word of the end-goal. Otherwise,  $\mathcal{M}_t = \mathcal{M}_{t-1}$ . The decoder runs *two* forward passes to compute the tentative and the final navigation distributions (Figure 3). The  $i$ -th decoding pass proceeds as:

$$\mathbf{h}_{t,i}^{\text{dec}} = \text{LSTM}_{\text{dec}}(\mathbf{b}_t, \mathbf{o}_t, \mathbf{h}_{t-1,2}^{\text{dec}}, \mathbf{h}_{t-1,2}^{\text{out}}, \mathbf{a}_{t-1}^{\text{nav}}, \bar{\mathbf{a}}_t^{\text{ask}}) \quad (4)$$

$$\mathbf{h}_{t,i}^{\text{att}} = \text{ATTEND}(\mathbf{h}_{t,i}^{\text{dec}}, \mathcal{M}_t) \quad (5)$$

$$\mathbf{h}_{t,i}^{\text{out}} = \text{TANH}(\mathbf{W}_o^{\text{nav}} [\mathbf{h}_{t,i}^{\text{att}}; \mathbf{h}_{t,i}^{\text{dec}}]) \quad (6)$$

$$\mathbf{p}_{t,i}^{\text{nav}} = \text{SOFTMAX}(\mathbf{W}_s^{\text{nav}} \mathbf{h}_{t,i}^{\text{out}}) \quad (7)$$

where  $i \in \{1, 2\}$ ,  $\mathbf{W}_s^{\text{nav}}$  and  $\mathbf{W}_o^{\text{nav}}$  are learned parameters,  $\text{ATTEND}(\cdot, \cdot)$  is the attention function,  $\mathbf{b}_t$  is the help-request

budget embedding,  $\mathbf{o}_t$  is the image at the current viewpoint,  $\mathbf{a}_{t-1}^{\text{nav}}$  is the embedding of the last navigation action, and

$$\bar{\mathbf{a}}_t^{\text{ask}} = \begin{cases} \mathbf{a}_{t-1}^{\text{ask}} & \text{if } i = 1, \\ \mathbf{a}_t^{\text{ask}} & \text{if } i = 2 \end{cases} \quad (8)$$

is the embedding of the last help-requesting action.

The **help-requesting module** is a multi-layer feed-forward neural network with RELU activation functions and a softmax final layer. Its input features are:

- The image  $\mathbf{o}_t$  and the embedding of the current help-request budget  $\mathbf{b}_t$ .
- The tentative navigation distribution,  $\mathbf{p}_{t,1}^{\text{nav}}$ .
- The tentative navigation decoder states,  $\mathbf{h}_{t,1}^{\text{dec}}$  and  $\mathbf{h}_{t,1}^{\text{out}}$ .

These features are concatenated and fed into the network to compute the help-requesting distribution

$$\mathbf{h}_t^{\text{ask}} = \text{FEED-FORWARD}_l([\mathbf{b}_t; \mathbf{o}_t; \mathbf{p}_{t,1}^{\text{nav}}; \mathbf{h}_{t,1}^{\text{dec}}; \mathbf{h}_{t,1}^{\text{out}}]) \quad (9)$$

$$\mathbf{p}_t^{\text{ask}} = \text{SOFTMAX}(\mathbf{W}_s^{\text{ask}} \mathbf{h}_t^{\text{ask}}) \quad (10)$$

where  $\mathbf{W}_s^{\text{ask}}$  is a learned parameter and  $\text{FEED-FORWARD}_l$  is a feed-forward network with  $l$  hidden layers. During training, we do not backpropagate errors of the help-requesting module through the navigation module. Preliminary experiments showed that doing so resulted in lower performance.

## 6.2. Teachers

**Navigation teacher.** The navigation teacher always chooses actions along the shortest path from the current viewpoint to the goal viewpoints. This path is optimal with respect to minimizing the walking distance to the goals, but is not necessarily optimal in the number of navigation actions. Given an agent's pose, the navigation teacher first adjusts the orientation through the camera-adjusting actions (left, right, up, down) until the next viewpoint on the shortest path lies within 30 degrees of the center of the agent's view. Next, it selects the *forward* action, which the simulator executes by advancing the agent to the next viewpoint on the shortest path. Finally, the teacher issues the *stop* action when one of the goal viewpoints is reached.

**Help-requesting teacher.** Even with perfect information about the environment and the agent, computing an optimal help-requesting teacher policy is expensive because this policy depends on (a) the agent's internal state, which lies in a high-dimensional space and (b) the current learned navigation policy, which changes constantly during training. We design a heuristic-driven teacher, which decides to request help when:

- (a) The agent deviates from the shortest path by more than  $\delta$  meters. The distance from the agent to a path is defined as the distance from its current viewpoint to the nearest viewpoint on the path.

- (b) The agent is “confused”, defined as when the difference between entropy of the agent’s tentative navigation distribution  $\mathbf{p}_{t,1}^{\text{nav}}$  and the entropy of the uniform distribution is smaller than a threshold  $\epsilon$ .
- (c) The agent has remained at the same viewpoint for the last  $\mu$  steps.
- (d) The help-request budget is greater than or equal to the number of remaining steps.
- (e) The agent has reached the goal but the highest-probability action of the tentative navigation distribution is `forward`.

Even though this heuristic-based teacher may not be optimal, empirical results show that it is not only effective and but also easy to imitate. Moreover, learning to imitate a human-defined set of rules is more sample-efficient (theoretically proven [41, 48]) and results in safer policies compared to learning to maximize a reward function in reinforcement learning. The latter approach imposes weaker constraints on the regularity of the solution and may produce exploitative but unintuitive policies [1].

### 6.3. Advisor

Upon receiving a request from the agent, the advisor queries the navigation teacher for consecutive  $k$  steps to obtain a sequence of  $k$  actions (Equation 1). Next, actions `{left, right, up, down, forward, stop}` are mapped to phrases `{“turn left”, “turn right”, “look up”, “look down”, “go forward”, “stop”}`, respectively. Then, repeated actions are aggregated to make the language more natural. For example, to describe a turn-right action that is repeated  $X$  times, the advisor says “turn  $Y$  degrees right” where  $Y = X \times 30$  is the total degrees the agent needs to turn after repeating the turn-right action  $X$  times. Similarly,  $Z$  repeated `forward` actions are phrased as “go forward  $Z$  steps”. The `up`, `down`, `stop` actions are not aggregated because they are rarely repeated. Finally, action phrases are joined by commas to form the final subgoal (e.g., “turn 60 degrees left, go forward 2 steps”).

### 6.4. Help-request Budget

Let  $T$  be the time budget and  $b_{\text{max}}$  be the help-request budget. Suppose the advisor describes the next  $k$  optimal actions in response to each request. We define a hyperparameter  $\tau \in [0, 1]$ , which is the ratio between the total number of steps where the agent receives assistance and the time budget, i.e.  $\tau \equiv \frac{b_{\text{max}} \cdot k}{T}$ . Given  $\tau$ ,  $T$  and  $k$ , we approximate  $b_{\text{max}}$  by an integral random variable  $\hat{b}_{\text{max}}$

$$\begin{aligned} \hat{b}_{\text{max}} &= \lfloor b \rfloor + r \\ r &\sim \text{BERNOULLI}(\{b\}) \\ b &= \frac{T \cdot \tau}{k} \end{aligned} \tag{11}$$

where  $\{b\} = b - \lfloor b \rfloor$  is the fractional part of  $b$ . The random variable  $r$  guarantees that  $\mathbb{E}_r \left[ \frac{\hat{b}_{\text{max}} \cdot k}{T} \right] = \tau$  for a fixed  $T$  and any positive value of  $k$ , ensuring fairness when comparing agents interacting with advisors of different  $k$ s. Due to the randomness introduced by  $r$ , we evaluate an agent with multiple samples of  $\hat{b}_{\text{max}}$ . Details on how we determine  $T$  for each data point are provided in the appendix.

## 7. Experimental Setup

**Baselines.** We compare our learned help-requesting policy (LEARNED) with the following policies:

- NONE: never requests help.
- FIRST: requests help continuously from the beginning, up to  $\hat{b}_{\text{max}}$ .
- RANDOM: uniformly randomly chooses  $\hat{b}_{\text{max}}$  steps to request help.
- TEACHER: follows the help-requesting teacher ( $\pi_{\text{ask}}^*$ ).

In each experiment, the help-requesting policy is used during both training and evaluation.

**Evaluation metrics.** Our primary metrics are *success rate*, *room-finding success rate*, and *navigation error*. Success rate is the fraction of the test set on which the agent successfully fulfills the task. Room-finding success rate is the fraction of the test set on which the agent stops at the right room type. Navigation error measures the shortest path from the agent’s end viewpoint to the goal viewpoints.

**Hyperparameters.** See the Appendix for details.

## 8. Results

**Main results.** Our main results are presented in Table 2. Overall, empowering the agent with the ability to ask for help and assisting it via subgoals greatly boost its performance. Requesting help is more useful in unseen environments, improvements over NONE of all other policies being higher on TEST UNSEEN than on TEST SEEN. Even a simple policy like FIRST yields success rate improvements of 9.2% and 11.8% over NONE on TEST SEEN and TEST UNSEEN respectively. The learned policy outperforms all agent-agnostic policies (NONE, FIRST, RANDOM), achieving 9-10% improvement in success rate over RANDOM and 20-26% over NONE. The insignificant performance gaps between learned and teacher policies indicates that the latter is not only effective but also easy to imitate. An example run of an agent trained with the LEARNED policy is shown in Figure 1. RANDOM is largely more successful than FIRST, hinting that it may be ineffective to request help early too often. Nevertheless, FIRST is better than RANDOM at finding the right room on TEST SEEN. This may be because on TEST SEEN, although the complete tasks are previously unseen, the room-finding subtasks might have been assigned to the agent during training. For example,

Requesting policy	Success rate (%) $\uparrow$	Room-finding success rate (%) $\uparrow$	Mean navigation error (m) $\downarrow$
Test seen			
NONE	29.01 $\pm$ 0.00	50.12 $\pm$ 0.00	6.79 $\pm$ 0.00
FIRST	38.20 $\pm$ 0.26	58.32 $\pm$ 0.09	4.63 $\pm$ 0.02
RANDOM	41.06 $\pm$ 0.33	53.46 $\pm$ 0.26	4.73 $\pm$ 0.03
LEARNED	49.53 $\pm$ 0.22	63.28 $\pm$ 0.29	3.79 $\pm$ 0.02
TEACHER	<b>50.13 <math>\pm</math> 0.15</b>	<b>64.44 <math>\pm</math> 0.22</b>	<b>3.77 <math>\pm</math> 0.01</b>
Test unseen			
NONE	6.68 $\pm$ 0.00	13.17 $\pm$ 0.00	11.83 $\pm$ 0.00
FIRST	18.44 $\pm$ 0.11	26.68 $\pm$ 0.32	8.24 $\pm$ 0.01
RANDOM	22.99 $\pm$ 0.32	30.40 $\pm$ 0.56	7.65 $\pm$ 0.04
LEARNED	<b>32.88 <math>\pm</math> 0.30</b>	<b>41.93 <math>\pm</math> 0.13</b>	<b>6.00 <math>\pm</math> 0.02</b>
TEACHER	32.52 $\pm$ 0.30	40.73 $\pm$ 0.15	6.07 $\pm$ 0.03

Table 2: Performance of asking policies on ASKNAV test sets. We evaluate each agent with five different random seeds and report means and 95% confidence intervals of the metrics. Bold numbers are results with the best means in their columns.

Advisor	Subgoals	Iterations	Test seen	Test unseen
Direct	$\times$	100k	51.64 $\pm$ 0.18	29.06 $\pm$ 0.13
Direct	$\checkmark$	175k	51.73 $\pm$ 0.24	33.10 $\pm$ 0.30
Indirect	$\checkmark$	175k	51.61 $\pm$ 0.24	32.88 $\pm$ 0.30

Table 3: Success rate (%) on ASKNAV test sets of agents interacting with different advisors. The two agents interpreting subgoals face a harder learning problem and thus require more iterations to reach success rates on test seen that are comparable to that of the agent not interpreting subgoals.

the agent might have never been requested to “find an armchair in the living room” during training, but it might have been taught to go to living room to find other objects. When the agent is asked to find objects in a room it has visited, the first few actions are crucial. Once the agent recognizes a familiar action history, it can reach the room by memory without much further assistance. Thus, requesting help early is closer to an optimal strategy than randomly requesting.

**Effects of subgoals.** Subgoals not only serve to direct the agent, but also act as extra, informative input features. We hypothesize that, even when the agent interacts with an advisor who intervenes directly (in which case subgoals are unneeded) the agent still benefits from receiving subgoals. To test this hypothesis, we train agents interacting with a *direct* advisor, who overwrites the agents’ decisions by its decisions during interventions. We consider two variants of this advisor: one responds with a subgoal in response to each help request and the other does not. Table 3 compares

Requesting policy	Training set	Test seen	Test unseen
RANDOM	NOROOM	42.37 $\pm$ 0.57	28.44 $\pm$ 0.15
LEARNED	NOROOM	51.40 $\pm$ 0.26	40.19 $\pm$ 0.18
LEARNED	ASKNAV	49.27 $\pm$ 0.12	37.10 $\pm$ 0.17

Table 4: Success rate (%) on NOROOM test sets.

these with our standard advisor, who at test time sends subgoals but does not overwrite the agent’s decisions. Since success rates on TEST SEEN tend to take a long time to converge, we compare the success rates on TEST UNSEEN of agents that have comparable success rates on TEST SEEN. The two agents interpreting subgoals face a harder learning problem, and thus require more iterations to attain success rates on TEST SEEN comparable to that of the agent not interpreting subgoals. On TEST UNSEEN, receiving subgoals boosts success rate by about 4% regardless of whether intervention is direct or indirect.

**Does the agent learn to identify objects?** The agent might have only learned to find the requested rooms and have “luckily” stood close to the target objects because there are only few viewpoints in a room. To verify if the agent has learned to identify objects after being trained with room type information, we setup a transfer learning experiment where an agent trained to fulfill end-goals with room types is evaluated with end-goals *without* room types. Following a procedure similar the one used to generate the ASKNAV in Section 5, we generate a NOROOM dataset, which contains end-goals without room type information. Each end-goal in the dataset has the form “Find [O]”, where [O] is an object type. Any instance of the requested object in any room satisfies the end-goal. The number of paths in the training split of this dataset is comparable to that of the ASKNAV dataset (around 230k). More details are provided in the Appendix. The results in Table 4 indicate that our agent, equipped with a learned help-requesting policy and trained with room types, learns to recognize objects, as it can find objects without room types significantly better than an agent equipped with a random help-requesting policy and trained specifically to find objects without room types (+6.9% on TEST SEEN and +8.7% on TEST UNSEEN in success rate). Unsurprisingly, directly training to find objects without room types yields best results in this setup because training and test input distributions are not mismatched.

## 9. Future Work

We are exploring ways to provide more natural, fully-linguistic question and answer interactions between advisor and agent, and better theoretical understanding of the I3L setting and resulting algorithms. We will also be investigating how to transfer from simulators to real-world robots.



## References

- [1] D. Amodei, C. Olah, J. Steinhardt, P. Christiano, J. Schulman, and D. Mané. Concrete problems in ai safety. *arXiv preprint arXiv:1606.06565*, 2016. [7](#)
- [2] P. Anderson, Q. Wu, D. Teney, J. Bruce, M. Johnson, N. Sünderhauf, I. Reid, S. Gould, and A. van den Hengel. Vision-and-language navigation: Interpreting visually-grounded navigation instructions in real environments. In *Proceedings of the IEEE Conference on Computer Vision and Pattern Recognition (CVPR)*, volume 2, 2018. [1](#), [2](#), [3](#), [4](#), [5](#)
- [3] D. Bahdanau, K. Cho, and Y. Bengio. Neural machine translation by jointly learning to align and translate. *arXiv preprint arXiv:1409.0473*, 2014. [5](#)
- [4] Y. Bisk, K. J. Shih, Y. Choi, and D. Marcu. Learning interpretable spatial operations in a rich 3d blocks world. *arXiv preprint arXiv:1712.03463*, 2017. [2](#)
- [5] Y. Bisk, D. Yuret, and D. Marcu. Natural language communication with robots. In *Proceedings of the 2016 Conference of the North American Chapter of the Association for Computational Linguistics: Human Language Technologies*, pages 751–761, 2016. [1](#), [2](#)
- [6] V. Blukis, D. Misra, R. A. Knepper, and Y. Artzi. Mapping navigation instructions to continuous control actions with position-visitation prediction. In *Conference on Robot Learning*, pages 505–518, 2018. [3](#)
- [7] S. Branavan, D. Silver, and R. Barzilay. Learning to win by reading manuals in a monte-carlo framework. *Journal of Artificial Intelligence Research*, 43:661–704, 2012. [1](#)
- [8] S. R. Branavan, H. Chen, L. S. Zettlemoyer, and R. Barzilay. Reinforcement learning for mapping instructions to actions. In *Proceedings of the Joint Conference of the 47th Annual Meeting of the ACL and the 4th International Joint Conference on Natural Language Processing of the AFNLP: Volume 1-Volume 1*, pages 82–90. Association for Computational Linguistics, 2009. [1](#)
- [9] S. Brodeur, E. Perez, A. Anand, F. Golemo, L. Celotti, F. Strub, J. Rouat, H. Larochelle, and A. Courville. Home: A household multimodal environment. *arXiv preprint arXiv:1711.11017*, 2017. [1](#)
- [10] A. Chang, A. Dai, T. Funkhouser, M. Halber, M. Nießner, M. Savva, S. Song, A. Zeng, and Y. Zhang. Matterport3d: Learning from rgb-d data in indoor environments. *arXiv preprint arXiv:1709.06158*, 2017. [1](#), [2](#), [4](#)
- [11] K.-W. Chang, A. Krishnamurthy, A. Agarwal, H. Daume III, and J. Langford. Learning to search better than your teacher. 2015. [2](#), [3](#)
- [12] D. L. Chen and R. J. Mooney. Learning to interpret natural language navigation instructions from observations. In *AAAI*, volume 2, pages 1–2, 2011. [1](#), [3](#)
- [13] A. Das, S. Datta, G. Gkioxari, S. Lee, D. Parikh, and D. Batra. Embodied question answering. *Proceedings of CVPR, Salt Lake City, Utah, USA*, 2018. [1](#), [2](#)
- [14] A. Das, G. Gkioxari, S. Lee, D. Parikh, and D. Batra. Neural modular control for embodied question answering. *CoRL*, 2018. [2](#)
- [15] H. Daumé, J. Langford, and D. Marcu. Search-based structured prediction. *Machine learning*, 75(3):297–325, 2009. [2](#), [3](#)
- [16] H. de Vries, K. Shuster, D. Batra, D. Parikh, J. Weston, and D. Kiela. Talk the walk: Navigating new york city through grounded dialogue. *arXiv preprint arXiv:1807.03367*, 2018. [1](#)
- [17] A. Dosovitskiy, G. Ros, F. Codevilla, A. Lopez, and V. Koltun. Carla: An open urban driving simulator. *arXiv preprint arXiv:1711.03938*, 2017. [1](#), [2](#)
- [18] F. Duvalliet, T. Kollar, and A. Stentz. Imitation learning for natural language direction following through unknown environments. In *Robotics and Automation (ICRA), 2013 IEEE International Conference on*, pages 1047–1053. IEEE, 2013. [2](#)
- [19] Y. Gao, J. Lin, F. Yu, S. Levine, T. Darrell, et al. Reinforcement learning from imperfect demonstrations. *Proceedings of the 35th International Conference on Machine Learning*, 2018. [2](#)
- [20] K. He, X. Zhang, S. Ren, and J. Sun. Deep residual learning for image recognition. In *Proceedings of the IEEE conference on computer vision and pattern recognition*, pages 770–778, 2016. [4](#)
- [21] K. M. Hermann, F. Hill, S. Green, F. Wang, R. Faulkner, H. Soyer, D. Szepesvari, W. M. Czarnecki, M. Jaderberg, D. Teplyashin, et al. Grounded language learning in a simulated 3d world. *arXiv preprint arXiv:1706.06551*, 2017. [2](#)
- [22] T. Hester, M. Vecerik, O. Pietquin, M. Lanctot, T. Schaul, B. Piot, D. Horgan, J. Quan, A. Sendonaris, G. Dulac-Arnold, et al. Deep q-learning from demonstrations. *AAAI*, 2018. [2](#)
- [23] S. Hochreiter and J. Schmidhuber. Long short-term memory. *Neural computation*, 9(8):1735–1780, 1997. [6](#)
- [24] M. Janner, K. Narasimhan, and R. Barzilay. Representation learning for grounded spatial reasoning. *Transactions of the Association of Computational Linguistics*, 6:49–61, 2018. [2](#)
- [25] K. Judah, A. P. Fern, T. G. Dietterich, et al. Active imitation learning: formal and practical reductions to iid learning. *The Journal of Machine Learning Research*, 15(1):3925–3963, 2014. [2](#)
- [26] M. Kempka, M. Wydmuch, G. Runc, J. Toczek, and W. Jaśkowski. Vizdoom: A doom-based ai research platform for visual reinforcement learning. In *Computational Intelligence and Games (CIG), 2016 IEEE Conference on*, pages 1–8. IEEE, 2016. [1](#), [2](#)
- [27] B. Kim and J. Pineau. Maximum mean discrepancy imitation learning. In *Robotics: Science and systems*, 2013. [2](#)
- [28] D. P. Kingma and J. Ba. Adam: A method for stochastic optimization. *arXiv preprint arXiv:1412.6980*, 2014. [13](#)
- [29] E. Kolve, R. Mottaghi, D. Gordon, Y. Zhu, A. Gupta, and A. Farhadi. Ai2-thor: An interactive 3d environment for visual ai. *arXiv preprint arXiv:1712.05474*, 2017. [1](#)
- [30] J. Krishnamurthy and T. M. Mitchell. Weakly supervised training of semantic parsers. In *Proceedings of the 2012 Joint Conference on Empirical Methods in Natural Language Processing and Computational Natural Language Learning*, pages 754–765. Association for Computational Linguistics, 2012. [2](#)

- [31] M. Laskey, S. Staszak, W. Y.-S. Hsieh, J. Mahler, F. T. Pokorny, A. D. Dragan, and K. Goldberg. Shiv: Reducing supervisor burden in dagger using support vectors for efficient learning from demonstrations in high dimensional state spaces. In *Robotics and Automation (ICRA), 2016 IEEE International Conference on*, pages 462–469. IEEE, 2016. 2
- [32] M.-T. Luong, H. Pham, and C. D. Manning. Effective approaches to attention-based neural machine translation. *arXiv preprint arXiv:1508.04025*, 2015. 5
- [33] M. MacMahon, B. Stankiewicz, and B. Kuipers. Walk the talk: Connecting language, knowledge, and action in route instructions. *Def*, 2(6):4, 2006. 1
- [34] C. Matuszek, N. FitzGerald, L. Zettlemoyer, L. Bo, and D. Fox. A joint model of language and perception for grounded attribute learning. *arXiv preprint arXiv:1206.6423*, 2012. 2
- [35] C. Matuszek, E. Herbst, L. Zettlemoyer, and D. Fox. Learning to parse natural language commands to a robot control system. In *Experimental Robotics*, pages 403–415. Springer, 2013. 2
- [36] D. Misra, A. Bennett, V. Blukis, E. Niklasson, M. Shatkhin, and Y. Artzi. Mapping instructions to actions in 3d environments with visual goal prediction. In *Proceedings of the 2018 Conference on Empirical Methods in Natural Language Processing*, pages 2667–2678. Association for Computational Linguistics, 2018. 3
- [37] D. K. Misra, J. Sung, K. Lee, and A. Saxena. Tell me dave: Contextsensitive grounding of natural language to mobile manipulation instructions. In *in RSS*, 2014. 2, 3
- [38] A. Nair, B. McGrew, M. Andrychowicz, W. Zaremba, and P. Abbeel. Overcoming exploration in reinforcement learning with demonstrations. In *2018 IEEE International Conference on Robotics and Automation (ICRA)*, pages 6292–6299. IEEE, 2018. 2
- [39] X. Puig, K. Ra, M. Boben, J. Li, T. Wang, S. Fidler, and A. Torralba. Virtualhome: Simulating household activities via programs. In *CVPR*, 2018. 1
- [40] S. Ross and D. Bagnell. Efficient reductions for imitation learning. In *Proceedings of the thirteenth international conference on artificial intelligence and statistics*, pages 661–668, 2010. 2, 3
- [41] S. Ross and J. A. Bagnell. Reinforcement and imitation learning via interactive no-regret learning. *arXiv preprint arXiv:1406.5979*, 2014. 2, 3, 7
- [42] S. Ross, G. Gordon, and D. Bagnell. A reduction of imitation learning and structured prediction to no-regret online learning. In *Proceedings of the fourteenth international conference on artificial intelligence and statistics*, pages 627–635, 2011. 2, 3
- [43] O. Russakovsky, J. Deng, H. Su, J. Krause, S. Satheesh, S. Ma, Z. Huang, A. Karpathy, A. Khosla, M. Bernstein, et al. Imagenet large scale visual recognition challenge. *International Journal of Computer Vision*, 115(3):211–252, 2015. 4
- [44] M. Savva, A. X. Chang, A. Dosovitskiy, T. Funkhouser, and V. Koltun. Minos: Multimodal indoor simulator for navigation in complex environments. *arXiv preprint arXiv:1712.03931*, 2017. 1
- [45] A. Saxena, A. Jain, O. Sener, A. Jami, D. K. Misra, and H. S. Koppula. Robobrain: Large-scale knowledge engine for robots. *arXiv preprint arXiv:1412.0691*, 2014. 2
- [46] S. Shah, D. Dey, C. Lovett, and A. Kapoor. Airsim: High-fidelity visual and physical simulation for autonomous vehicles. In *Field and service robotics*, pages 621–635. Springer, 2018. 1, 2
- [47] A. Sharaf and H. Daumé III. Structured prediction via learning to search under bandit feedback. In *Proceedings of the 2nd Workshop on Structured Prediction for Natural Language Processing*, pages 17–26, 2017. 2, 3
- [48] W. Sun, A. Venkatraman, G. J. Gordon, B. Boots, and J. A. Bagnell. Deeply aggregated: Differentiable imitation learning for sequential prediction. *arXiv preprint arXiv:1703.01030*, 2017. 2, 3, 7
- [49] Z. Tu, Z. Lu, Y. Liu, X. Liu, and H. Li. Modeling coverage for neural machine translation. *arXiv preprint arXiv:1601.04811*, 2016. 5
- [50] X. Wang, W. Xiong, H. Wang, and W. Y. Wang. Look before you leap: Bridging model-free and model-based reinforcement learning for planned-ahead vision-and-language navigation. *arXiv preprint arXiv:1803.07729*, 2018. 2
- [51] Y. Wu, Y. Wu, G. Gkioxari, and Y. Tian. Building generalizable agents with a realistic and rich 3d environment. *arXiv preprint arXiv:1801.02209*, 2018. 1
- [52] Y. Wu, Y. Wu, G. Gkioxari, and Y. Tian. Building generalizable agents with a realistic and rich 3d environment. *CoRR*, abs/1801.02209, 2018. 2
- [53] F. Xia, A. R. Zamir, Z.-Y. He, A. Sax, J. Malik, and S. Savarese. Gibson env: real-world perception for embodied agents. In *Computer Vision and Pattern Recognition (CVPR), 2018 IEEE Conference on*. IEEE, 2018. 1
- [54] J. Zhang and K. Cho. Query-efficient imitation learning for end-to-end simulated driving. In *AAAI*, pages 2891–2897, 2017. 2

# Appendix to Vision-based Navigation with Language-based Assistance via Imitation Learning with Indirect Intervention

## 1. Data Generation.

**ASKNAV dataset.** We partition all object instances into buckets where instances in the same bucket share the same environment, containing-room label, and object label. For each bucket, an end-goal is constructed as “Find [O] in [R]”, where [O] is replaced with “a/an [object label]” (if singular) or “[object label]” (if plural), and [R] is replaced with “the [room label]” (if there is one room of the requested label) or “one of the `pluralize`([room label])” (if there are multiple rooms of the requested label). We define the delegate viewpoint of an object as the closest viewpoint that is in the same room. Goal viewpoints of an end-goal are delegate viewpoints of all object instances in the corresponding bucket. All viewpoints in the environment are candidates for the start viewpoint. We exclude candidates that are not reachable from any viewpoint and sample at most ten of the remaining viewpoints as the start viewpoints. The initial heading angle is a random multiple of  $\frac{\pi}{6}$  (less than  $2\pi$ ) and the initial elevation angle is always zero.

Each data point is defined as a tuple (*environment, start pose, goal viewpoints, end-goal*). For each data point, we run the navigation teacher to obtain the sequences of actions that take the agent from the start viewpoint to the goal viewpoints. Note that executing those sequences of actions may not necessarily result in the agent facing the target objects. We filter data points whose start viewpoints are adjacent to, or not reachable from, any goal viewpoint, or that require fewer than 5 or more than 25 actions to reach one of the goal viewpoints. We accumulate valid data points in all seen environments and sample a fraction to construct the seen sets. Algorithm 2 describes the sampling procedure (we use  $N = 10$ ). The remaining data points generated from the seen environments form the training set. Similarly, the unseen sets are samples containing data points in the unseen environments ( $N = 10$ ).

**NOROOM dataset.** The NOROOM data is generated using a similar procedure described above. However, since room types are not provided, each bucket is labeled with only the environment and the object label. End-goals have the form “Find [O]” instead of “Find [O] in [R]”. To ensure that the

---

**Algorithm 2** Data sampling procedure.

---

```

1: Input: an integer  $N$  and a set of buckets  $B = \{b_i\}$  where
   each bucket contains valid data points that share the same en-
   vironment, containing-room label, and object label.
2: Output: a dataset  $D$  containing no less than  $N$  data points.
3: Randomly shuffle elements of  $B$ .
4: Initialize  $D = \{\}$ .
5: while  $|D| < N$  do
6:   Mark all environments as ‘not seen’.
7:   for bucket  $b$  in  $B$  do
8:      $e \leftarrow$  environment of  $b$ .
9:     if  $e$  was ‘not seen’ then
10:       $D \leftarrow D \cup b$ 
11:      Delete  $b$  from  $B$ .
12:      Mark  $e$  as ‘seen’.
13:     end if
14:   end for
15: end while

```

---

Split	Number of data points	Number of paths
Train	139,866	223,625
Dev seen	5,244	8,114
Dev unseen	5,376	9,017
Test seen	5,681	8,647
Test unseen	5,354	8,584

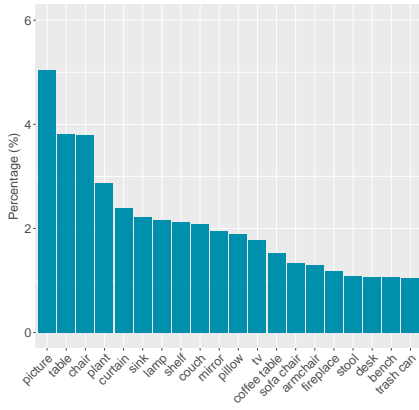
---

Table 5: NOROOM splits.

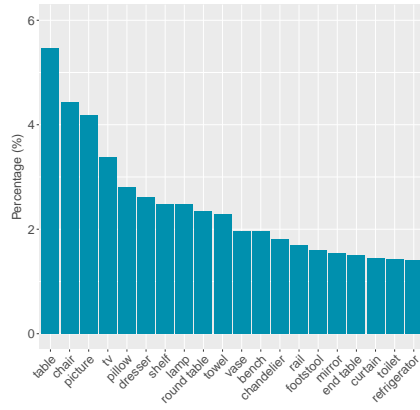
number of paths of this dataset is comparable to that of the ASKNAV dataset, we sample at most 30 start viewpoints for each bucket (we sample 10 for ASKNAV). Table 5 summarizes the NOROOM dataset splits.

## 2. Data Distribution

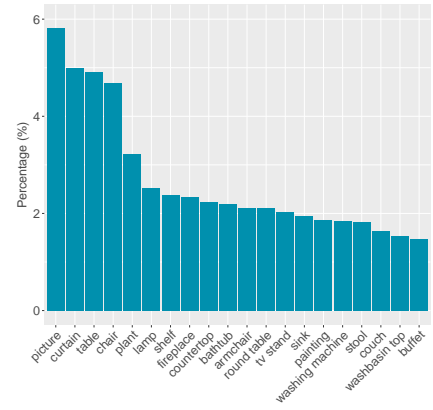
Figures 4, 6, 5, 7 offer more insights into the ASKNAV dataset. Most common target objects are associated with many instances in a house (e.g., picture, table, chair, curtain). Goal viewpoints mostly lie in rooms that contains many objects (e.g., bedroom, living room, bathroom), whereas start viewpoints tend to be in the hallway because it



(a) Train

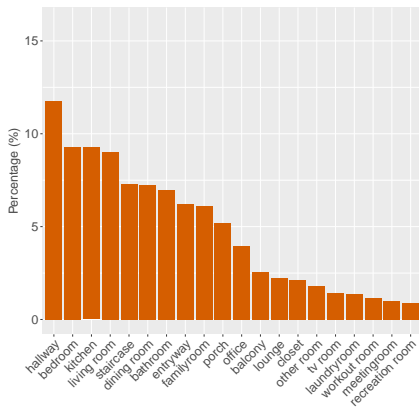


(b) Test seen

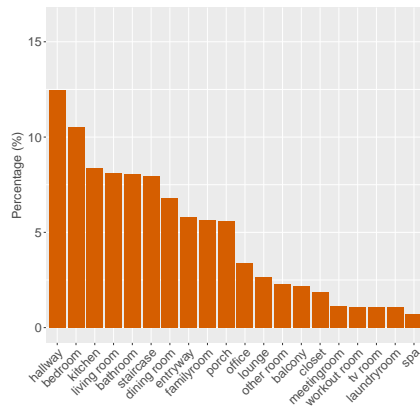


(c) Test unseen

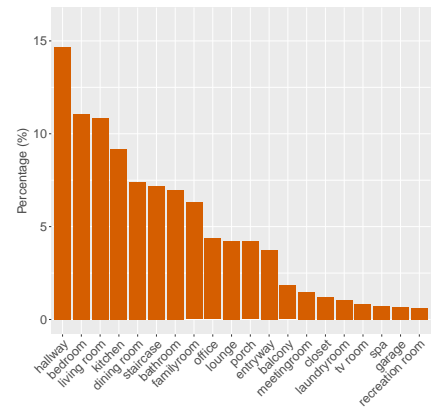
Figure 4: Top 20 most common objects in the ASKNAV dataset.



(a) Train

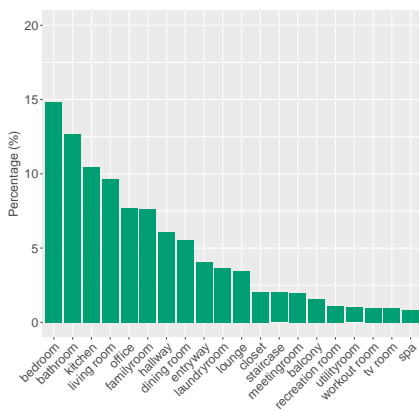


(b) Test seen

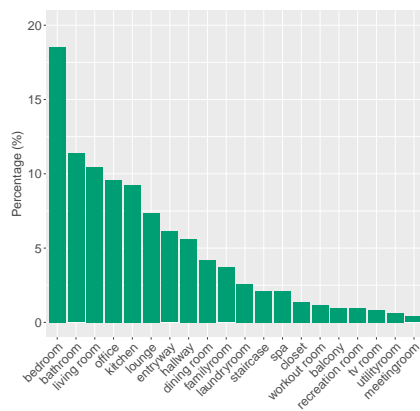


(c) Test unseen

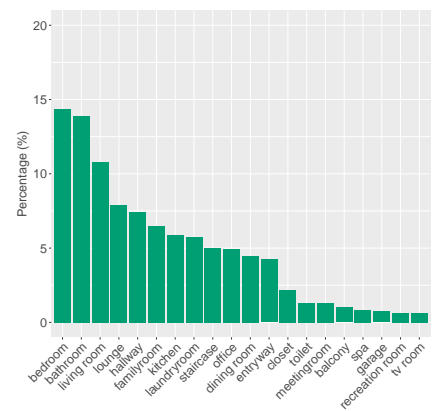
Figure 5: Top 20 most common start rooms in the ASKNAV dataset.



(a) Train



(b) Test seen



(c) Test unseen

Figure 6: Top 20 most common goal rooms in the ASKNAV dataset.



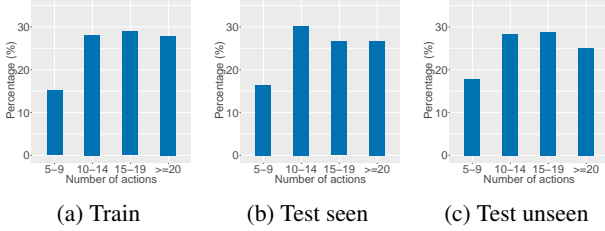


Figure 7: Distribution of path lengths in the ASKNAV dataset. Paths are computed by the shortest-path navigation teacher.

is spacious and thus includes numerous viewpoints. About 85% of paths require at least ten actions to reach the goal viewpoints.

### 3. Time budget

We set the help-request budget  $b_{\max}$  proportional to the expected time budget  $\hat{T}$ , which is the approximate number of actions required to reach the goal viewpoints. During training, for each data point, we set  $\hat{T}$  to be the number of actions needed to move the agent along the shortest path from the start viewpoint to the goal viewpoints (on the environment graph). During evaluation, because the shortest path on the graph needs to be unknown to the agent, we compute  $\hat{T}$  based on the expected number of actions to go optimally from the room type of the start viewpoint to the room type of the goal viewpoints. This quantity is estimated using the training set.

Concretely, suppose we evaluate the agent on a data point  $d$  with starting viewpoint  $\mathbf{x}_d^{\text{start}}$  and goal viewpoints  $\{\mathbf{x}_{d,i}^{\text{end}}\}$ . We define  $S$  as the multiset set of numbers of actions of training paths whose start and goal room types match those of  $d$

$$S = \{T(\mathbf{x}_{d'}^{\text{start}}, \{\mathbf{x}_{d',i'}^{\text{end}}\}) : d' \in D, \quad (12)$$

$$r(\mathbf{x}_{d'}^{\text{start}}) = r(\mathbf{x}_d^{\text{start}}), r(\mathbf{x}_{d',i'}^{\text{end}}) = r(\mathbf{x}_d^{\text{end}})\} \quad (13)$$

where  $T(\cdot, \cdot)$  returns the number of actions to move along the shortest path from a start viewpoint to a set of goal viewpoints,  $r(\cdot)$  returns the room type of a viewpoint, and  $D$  is the training set.

The expected time budget of data point  $d$ , given by  $\hat{T}(\mathbf{x}_d^{\text{start}}, \mathbf{x}_d^{\text{end}})$ , is the 95% upper confidence bound of the number of actions required to go optimally from the starting room type to the goal room type

$$\hat{T}(\mathbf{x}_d^{\text{start}}, \mathbf{x}_d^{\text{end}}) = \begin{cases} c_{\text{upper}}, & \text{if } |S| > 0 \\ L_{\max}, & \text{if } |S| = 0 \end{cases} \quad (14)$$

$$c_{\text{upper}} = \text{mean}(S) + 1.95 \cdot \text{stdErr}(S)$$

$\text{mean}(\cdot)$  and  $\text{stdErr}(\cdot)$  return the mean and standard error of a multiset, respectively, and  $L_{\max}$  is a pre-defined con-

Hyperparameter	Value
Navigation module	
LSTM hidden size	512
Number of LSTM layers	1
Word embedding size	256
Navigation action embedding size	32
Help-requesting action embedding size	32
Budget embedding size	16
Image embedding size	2048
Coverage vector size	10
Help-requesting module	
Hidden size	512
Number of hidden layers	1
Help-requesting teacher	
Deviation threshold ( $\delta$ )	8
Uncertainty threshold ( $\epsilon$ )	1.0
Non-moving threshold ( $\mu$ )	9
Number of actions suggested by a subgoal ( $k$ )	4
Training	
Optimizer	Adam
Number of training iterations	$10^5$
Learning rate	$10^{-4}$
Learning rate decay	No
Batch size	100
Weight decay (L2-norm regularization)	$5 \times 10^{-4}$
Dropout ratio	0.5
Help-requesting ratio ( $\tau$ )	0.4
Evaluation	
Success radius (d)	2
Number of evaluating random seeds	5
Maximum time budget ( $L_{\max}$ )	25

Table 6: Hyperparameters.

stant. When evaluating on  $d$ , we run the agent for exactly  $\hat{T}(\mathbf{x}_d^{\text{start}}, \mathbf{x}_d^{\text{end}})$  steps.

## 4. Hyperparameters

Table 6 summarizes hyperparameters used in our experiments. Both the navigation and help-requesting modules are trained under the maximum log-likelihood objective, i.e. maximizing the model-estimated probability of the action suggested by the teacher.

The navigation module uses unidirectional single-layer LSTMs as encoder and decoder. The help-requesting module is a feed-forward neural network with one hidden layer. We train the agent with Adam [28] for  $10^5$  iterations, using a learning rate of  $10^{-4}$  without decaying and a batch size of 100. We regularize the agent with an L2-norm weight of  $5 \times 10^{-4}$  and a dropout ratio of 0.5. Training a LEARNED model took about two days on a Titan Xp GPU. The help-requesting ratio ( $\tau$ ) is 0.4 and the number of actions sug-

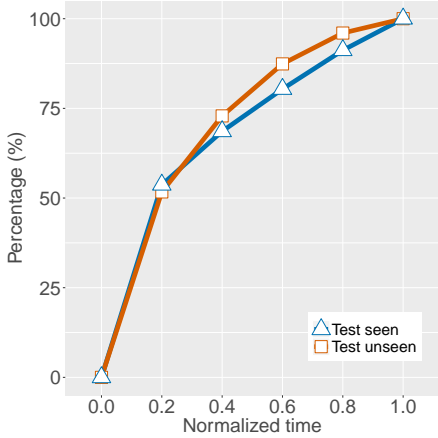


Figure 8: Fraction of help requests made over (normalized) time.

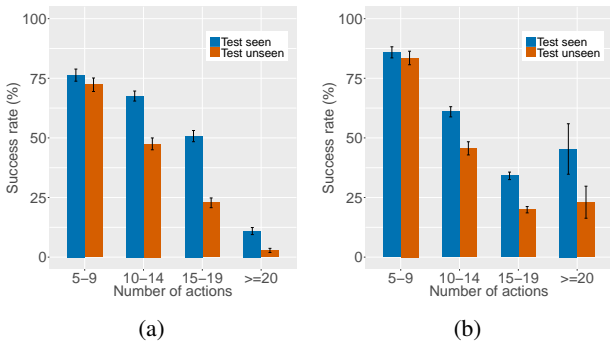


Figure 9: Success rate versus number of actions taken by (a) the navigation teacher and (b) the agent. Error bars are 95% confidence intervals.

gested by the subgoal advisor ( $k$ ) is 4. The deviation threshold ( $\delta$ ), uncertainty threshold ( $\epsilon$ ), and non-moving threshold ( $\mu$ ) are 8, 1.0, and 9, respectively. The success radius ( $d$ ) is fixed at 2 meters. We evaluate each agent with five different random seeds.

## 5. Qualitative Analysis

We analyze the behavior of an agent that is trained to learn a help-requesting policy (LEARNED) and is evaluated with a single random seed. This agent achieves a success rate of 49.5% on TEST SEEN and 33.4% on TEST UNSEEN. A demo video with example runs of this agent is attached as part of the supplemental material. Overall, the success rate of the agent degrades as the trajectory gets longer (Figure 9). On average, the agent receives help from the advisor on about 43% of the total number of steps it traverses. There is little difference between the help-requesting ratios on TEST SEEN and TEST UNSEEN. The agent tends to ask for help early (Figure 8), making more than half of its requests on

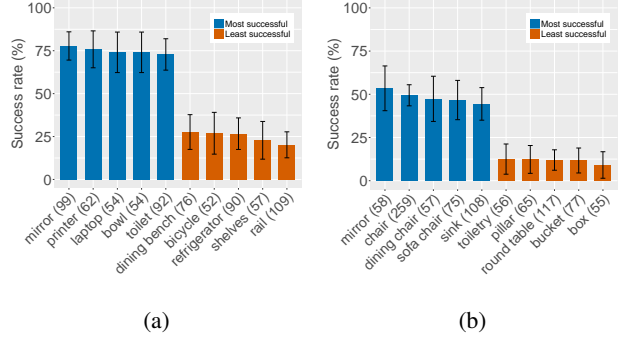


Figure 10: Top five objects with highest and lowest average success rates in (a) TEST SEEN and (b) TEST UNSEEN. Numbers in parentheses are object frequencies. Only objects appearing more than 50 times are included. Error bars are 95% confidence intervals.

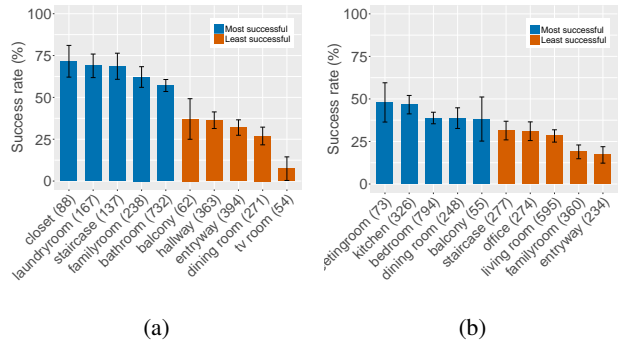


Figure 11: Top five goal rooms with highest and lowest average success rates in (c) TEST SEEN and (d) TEST UNSEEN. Numbers in parentheses are room frequencies. Only rooms appearing more than 50 times are included. Error bars are 95% confidence intervals.

the first 20% steps. As time advances, the number of requests decreases. As expected, the agent tends to request help more early on TEST UNSEEN than on TEST SEEN. As shown in Figure 10, the most identifiable objects have distinct invariant features (printer, laptop, chair), whereas the least identifiable objects greatly vary in shape (shelves, rail, bucket, box). Mirrors are the easiest objects to detect, possibly because they always reflect the camera used by the Matterport3D data collector. Rooms that are least challenging to find objects in are usually small (closet, laundry room) or have similar layouts among houses (kitchen), whereas rooms where the agent gets into the most trouble are involve objects that are difficult to find (dining room, entryway) (Figure 11). For example, a dining room may requested with objects that are attached to the ceiling like chandelier or fan, but the agent is rarely taught by the navigation teacher to look up at the ceiling.