

Chat-crowd: A Dialog-based Platform for Visual Layout Composition

Xuwang Yin¹ Vicente Ordonez¹ Song Feng²

¹University of Virginia, ²IBM Thomas J. Watson Research Center.
[xy4cm, vicente]@virginia.edu, sfeng@us.ibm.com

Abstract

In this paper we introduce Chat-crowd, an interactive environment for visual layout composition via conversational interactions. Chat-crowd supports multiple agents with two conversational roles: agents who play the role of a *designer* are in charge of placing objects in an editable canvas according to instructions or commands issued by agents with a *director* role. The system can be integrated with crowdsourcing platforms for both synchronous and asynchronous data collection and is equipped with comprehensive quality controls on the performance of both types of agents. We expect that this system will be useful to build multimodal goal-oriented dialog tasks that require spatial and geometric reasoning.

1 Introduction

There has been growing interest in building visually grounded dialog systems (Bisk et al., 2016; Ren et al., 2015; Das et al., 2017). Building interactive agents that can complete goal-oriented tasks in a situated environment using natural language is a challenging problem that requires both robust natural language understanding (NLU) and natural language generation (NLG). For instance, a task of human-robot interaction requires NLU to convert language into actionable procedures that the robot can execute. As language is inherently ambiguous, the robotic agent should likewise be able to interact back using NLG to request disambiguation or clarifying instructions. Datasets for visually grounded dialog tasks have started to emerge but more general and effective tools for data collection are still missing.

In this paper, we introduce an interactive data collection and annotation tool¹ for collaborative tasks of visual layout composition through natural language dialogs between multiple agents (see

¹ <http://chatcrowd.net>

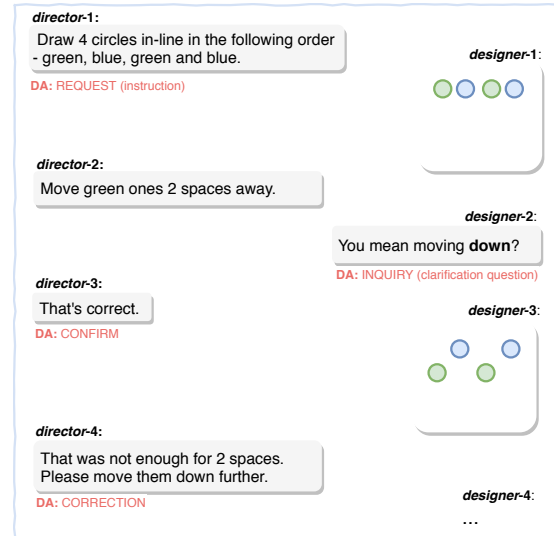


Figure 1: A dialog between a *director* and a *designer* agent for one of our sample tasks. In asynchronous mode the role of an agent can be taken by a different user in each round.

Fig. 1). In this work we refer to layouts to the spatial distribution of objects in a 2D canvas as well as their attributes such as name, shape, or color. Our system is designed to enable a large coverage and diversity of geometrical, spatial, and semantic relations between objects in both the visual and language modalities. In particular, our system supports the generation of diverse dialog acts (e.g., REQUEST, CONFIRM, INQUIRY, and CORRECTION), which are typically encountered in the long tail in dialog datasets (Stolcke et al., 2000) due to the uncontrolled conditions in a crowdsourcing platform. Our annotation tool supports multimodal conversational data collection for two types of visual layouts: visual layouts corresponding to abstract scenes with simple geometrical primitives, and visual layouts corresponding to real-world scenes consisting of locations for physical objects.

More specifically, Chat-crowd is designed to

support a basic model task consisting of dialogs between a *director* agent that is provided with a visual layout as a reference, and a *designer* agent that is provided with a canvas where one can add, remove, resize, or relocate visual elements. The two agents can communicate using natural language within the context of various dialog acts (“DA”) as illustrated in Figure 1. The *director* provides instructions to modify elements in the canvas, and the *designer* optionally writes clarifying questions or modifies the canvas. While the *director* can see the progress of the *designer* as the dialog proceeds, the *designer* only sees the instructions from the *director*. The dialog ends when the visual layout composed by the *designer* matches the visual layout of the *director*.

A key feature of our platform is that we allow for dialogs to be asynchronous, meaning the dialogs are not occurring in real-time, e.g. the *director* and *designer* do not need to be online at the same time, or be persistent throughout the task. This means that different users can take the role of *director* and *designer* in the same dialog by picking up the task where it was left off in the previous interaction, thus simplifying the overall collection process. Furthermore, it enables a process for data validation and task distribution at a finer level. Additionally, to elicit data with more diverse dialog activities, our system optionally employs a bot agent to inject synthetic utterances that trigger less represented dialog activities. Such injections can also be used for evaluating the responses from human agents since the optimal responses for the synthetic utterances are already given. We show that under this asynchronous dialog mode, crowdsourced contributors are still able to converse based on the dialog history and complete the tasks.

To validate our dialog simulation system, we explore two case studies: we first apply the system on a task with more controllable visual layouts consisting of visual primitives (e.g., circles, rectangles, triangles); we also test our system on grounding for visual layouts corresponding to objects in real-images from an object recognition dataset (Lin et al., 2014). Separating the pattern recognition task from the visual understanding task through visual layouts allows us to explore richer language. Additionally, exploring these two settings allows us to still connect our work on applications to real-world images.

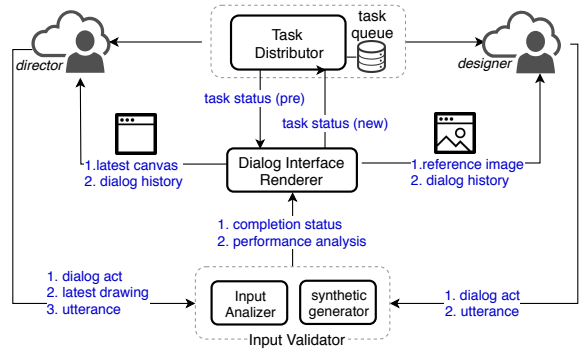


Figure 2: Overview of the Chat-crowd System

Our contributions are the following: (1) a new multi-modal dialog simulation system with a focus on spatial reasoning; (2) an asynchronous dialog collection platform that can trigger more diverse dialog activities and evaluate the performance of crowdsourced contributors in ongoing tasks; (3) an analysis of the difficulty and the type of language used by people to accomplish the proposed collaborative task of re-constructing visual layouts from asynchronous dialogs.

2 System Overview

Figure 2 presents an overview of our dialog simulation system for visual reasoning, which supports both synchronized and asynchronized data collection. For synchronous mode, the system will allow one *director* agent and one *designer* agent to converse with each other in real time. The *director* is provided a reference layout while the *designer* is provided an empty canvas to modify. For asynchronous mode, a Task Distributor module determines the agent role for the next turn in the queue and then posts the task for an agent in that role. The *designer* agent will be provided with the latest canvas and dialog history that is dynamically generated by a Dialog Interface Renderer module. The *director* agent will additionally be provided with the reference layout for the task. Once an agent provides an input utterance annotated with a dialog act and/or a modified canvas, an Input Validator module will examine the input and either accept the response and update the dialog history; or reject with feedback. More details will be presented in Section 4.

3 Visual Layout Dialog Collection

In this section we introduce two model tasks to demonstrate the usage of Chat-crowd for obtaining data for geometric and spatial reasoning, rang-

ing from abstract to more complex scenes. To this end, we explore two types of visual layouts: layouts in a shape-world with automatically generated simple 2D shape primitives, and layouts of objects from real images.

2D-shape Layouts We propose a synthetic layout world where objects of different shapes (circle, square, triangle) and colors (blue, red, green) are pinned to a set of 5×5 grid locations on a canvas. This setup allows us to focus on the language, and the accurate reconstruction of the visual layouts by discarding the additional complexities of real-world scenes. We generate two types of 2D-shape layouts: (1) `2d-shape-random`: consisting of scenes with 4 to 6 objects with shapes, color, and locations selected randomly, and `2d-shape-pattern`: consisting of objects generated by following a set of customizable production rules that encourage adjacent objects. Figure 3 presents our user interface for the data collection tasks of 2D-shape layouts. Chat-crowd includes additional UIs for collecting data for real-image layouts that include additional features for resizing, moving, and naming objects.

COCO Layouts We use as reference and tested the object layouts of real-world images from the COCO dataset (Lin et al., 2014). The layout of an image includes objects and their locations. All objects are represented by a set of rectangles (proportional to the size of the corresponding object) and the object class (e.g., `people`, `dog` and `surfboard`). We also experiment with two types of scenarios: (1) `COCO-simple`: corresponding to images with simple layouts with 3 to 4 object instances belonging to 3 distinct classes, and (2) `COCO-complex`: corresponding to images consisting of layouts with 6 to 8 object instances belonging to 6 distinct object classes.

3.1 Crowdsourcing Task Design

In our task, crowd agents interact under two roles: *director* and *designer*. In the *director* role, agents direct the drawing in the following ways: (1) providing instructions for how layouts should be modified; (2) giving suggestions for correcting or improving the current layout; (3) answering questions from the *designer* agents. In the *designer* mode, the agents either follow the instructions to draw on the canvas by specifying the shape/size, color/class and locations for 2D-shapes/COCO, or ask clarifying questions if needed.

Data Collection One challenge for collecting such multi-model dialog data via crowdsourcing platforms is that it can be very complicated and expensive to pair two qualified contributors to converse in real time (Lasecki and Bigham, 2013). Our system is designed to support both synchronous as well as asynchronous interactions. For the asynchronous dialog, the agents are asked to review and understand a chat history before taking an action. Thus, we design quizzes to assist agents in learning how to examine the chat history to determine what actions are helpful for reconstructing the layouts.

Quality Control is often important and challenging especially for dialog data collection tasks. The most common quality assurance provided by crowdsourcing platforms is to evaluate the performance with gold standard data. We propose to verify and ensure the success of the task using the following criteria: a task is considered successful if a layout is reconstructed with high similarity with respect to the reference layout. For 2D shape layouts, a layout similarity is tested by computing an exact match; For COCO layouts the matching is confirmed by the *director* agent who determines when the task should end.

Output Data includes free-form textual utterances from *director* and *designer* agents annotated with dialog acts, a sequence of drawings on the canvas and the final layouts of images. The dialog data can be potentially divided into sub-dialogs or atomic dialog interactions corresponding to the interactions in each single round.

4 Experiment Results and Analysis

In this section we describe additional details of our dialog collection platform.

Job Dispatcher We implemented an automatic Job Dispatcher and integrated it with a data collection module that interfaces with the crowdsourcing platforms. It first launches jobs for the *director* agent for each task associated with an individual visual layout. Once a job is successfully submitted by a *director* agent, it is added to a queue so that it can be launched as a job for a *designer* agent.

Input Validator Once an agent submits the input (i.e., dialog act, utterance, or latest canvas),



Figure 3: UI for *director* (left) and *designer* (right) agents for 2D-shape layout task.

the `Input Validator` module will first examine the content via its sub-module `Input Analyzer`. For instance, it checks - whether there is modification to the previous canvas; whether the utterance contains information related to object features and locations²; or whether the *designer* is asking questions in case the previous instruction from the *director* was not clear. Additionally, a `Synthetic Generator` is applied in order to (1) intrigue more diverse dialog activities, for instance, for 2Dshape task, we implemented the utterance generator for non-viable instructions to trigger clarification questions as input from the designers; and (2) evaluate the performance of the crowdsourced contributors, for instance, the system could identify a failed task if a new canvas is submitted based on a non-viable instruction by a designer agent.

4.1 Experimental Settings

We post the jobs on the FigureEight crowdsourcing platform.³ We collected dialogs for 100 2d-shape-random layouts, 100 2d-shape-pattern layouts, and additionally run a pilot study on 10 COCO-simple layouts and 10 COCO-complex layouts, leading to 2,520 individual user interactions for 2d-shapes and 595 for real scene COCO layouts.

4.2 Quantitative and Qualitative Analysis

Director Word Usage Analysis We first analyzed the types of words that people in the *director* agent role used to provide instructions to the *designers*. We found that people mention location, color, and shape words in over 90% of the total of

instructions and often all three with a slight preference for mentioning shape over color information. For the 2d-shape-pattern task there was slightly lower preference to mention shape and color, than in 2d-shape-random. This is because when each object is placed randomly, then people have to more often refer to each object individually on each round.

Designer Reactions Analyzing the interactions by *designer* agents we found that about 60% of the times they modify the canvas without necessarily asking clarification questions. Here is a set of example responses: “I did not understand instructions from instructor ...”, “please give instruction”, examples of questions are: “where to put circle?”, “do the boxes mean squares”, “where exactly, in the middle, left or right?”, “It is done?”.

Task Duration We additionally analyze the difficulty of each task by the number of rounds that it takes to complete a layout, and the average length (in words) for the instructions issued by the *director*. Table 1 shows these statistics for our four type of layouts. We found, unsurprisingly, that for 2d-shape-pattern layouts, the average number of rounds is significantly lower than for 2d-shape-random, indicating that the pattern in the distribution of objects in the canvas is indeed being exploited by the agents. Additionally, we can gauge the difference in difficulty between COCO-complex and COCO-simple, where the number of rounds is more than double even when the average instruction is only two words larger.

Instruction Efficiency In terms of single instruction efficiency we found that for 2d-shape-random layouts, *designer* agents were able to modify more than three objects in a sin-

²We employ NLP tools by spacy.io

³Formerly known as CrowdFlower.

Layout-type	#Rounds	Avg-Words
2d-shape-random	7.23	18.0 \pm 14.3
2d-shape-pattern	5.37	19.4 \pm 15.8
COCO-simple	7.6	18.7 \pm 13.9
COCO-complex	22.1	20.9 \pm 28.2

Table 1: Statistics for task duration for each type of layout based on the number of rounds needed and average number of words in the instructions.

gle round only 14% of the times, while this number was 20% for 2d-shape-pattern layouts. Thus it further confirms that people are effective at using the patterns in the second type of layout to optimize language for the task.

Figures 4 and 5 show sample crowdsourced dialogs for both 2D-shape and COCO layouts respectively. Notice how the COCO layouts elicit semantic relations that are not present in the 2D-shape layouts, so while we expect that some of the language from 2D-shape layouts will translate to real-world scenes, such as references to locations, and shapes, the realm of semantic relations might need a separate treatment.

5 Related Work

Given some of the limitations of tasks such as human-robot interactions, or visual question answering, there has been recent interest on building more complex multimodal datasets of visually grounded dialogs (Geman et al., 2015; Mostafazadeh et al., 2017; Das et al., 2017; Kim et al., 2017). Our goal oriented task of reconstructing the spatial distribution of objects in a canvas through conversational interactions sets our task apart from these previous works. In our work, we additionally explore re-construction of layouts corresponding to real-world images with a focus on the inclusion of spatial and geometric reasoning and more dynamic dialog activities while completing the tasks.

Another aspect that sets our work apart from previous efforts in this domain is that we leverage asynchronous dialog interactions. However, there have been important previous works studying this type of dialogs in the more general setting (e.g. Blaylock et al. (2002); Joty et al. (2011); Tavafi et al. (2013)). We similarly show that our proposed visually grounded task is feasible under asynchronous dialogs.

Finally, object layouts, and visual grounding on geometric primitives has generally been of inter-

est to study the compositionality of language. The work of Mitchell et al. (2013); FitzGerald et al. (2013) used synthetic object layouts and simple scenes to study referring expressions, while Yin and Ordonez (2017) used layouts from real images for image captioning. Andreas et al. (2016), and Johnson et al. (2017) introduced synthetic abstract scene datasets to test visual question answering. Our work is instead focused on visually grounded dialogs for spatial reasoning.

6 Conclusions

We developed Chat-crowd, a framework and associated platform to collect dialogs for goal-oriented tasks involving visual reasoning. Our platform incorporates mechanisms to encourage diverse dialog activities and provides a new way of evaluating the performance of crowdsourcing agents during the task. Our system demonstrated the feasibility of a *director-designer* agent interaction to reconstruct input visual layouts based only on asynchronous dialog interactions.

References

- Jacob Andreas, Marcus Rohrbach, Trevor Darrell, and Dan Klein. 2016. Neural module networks. In *Proceedings of the IEEE Conference on Computer Vision and Pattern Recognition*, pages 39–48.
- Yonatan Bisk, Deniz Yuret, and Daniel Marcu. 2016. Natural language communication with robots. In *Proceedings of the 2016 Conference of the North American Chapter of the Association for Computational Linguistics: Human Language Technologies*, pages 751–761.
- Nate Blaylock, James Allen, and George Ferguson. 2002. Synchronization in an asynchronous agent-based architecture for dialogue systems. In *Proceedings of the 3rd SIGdial workshop on Discourse and dialogue-Volume 2*, pages 1–10. Association for Computational Linguistics.
- Abhishek Das, Satwik Kottur, Khushi Gupta, Avi Singh, Deshraj Yadav, José MF Moura, Devi Parikh, and Dhruv Batra. 2017. Visual dialog. In *Proceedings of the IEEE Conference on Computer Vision and Pattern Recognition*, volume 2.
- Nicholas FitzGerald, Yoav Artzi, and Luke Zettlemoyer. 2013. Learning distributions over logical forms for referring expression generation. In *Proceedings of the 2013 conference on empirical methods in natural language processing*, pages 1914–1925.
- Donald Geman, Stuart Geman, Neil Hallonquist, and Laurent Younes. 2015. Visual turing test for computer vision systems. *Proceedings of the National Academy of Sciences*, 112(12):3618–3623.

Justin Johnson, Bharath Hariharan, Laurens van der Maaten, Li Fei-Fei, C Lawrence Zitnick, and Ross Girshick. 2017. Clevr: A diagnostic dataset for compositional language and elementary visual reasoning. In *Computer Vision and Pattern Recognition (CVPR), 2017 IEEE Conference on*, pages 1988–1997. IEEE.

Shafiq Joty, Giuseppe Carenini, and Chin-Yew Lin. 2011. Unsupervised modeling of dialog acts in asynchronous conversations. In *IJCAI Proceedings-International Joint Conference on Artificial Intelligence*, volume 22, page 1807.

Jin-Hwa Kim, Devi Parikh, Dhruv Batra, Byoung-Tak Zhang, and Yuandong Tian. 2017. Codraw: Visual dialog for collaborative drawing. *arXiv preprint arXiv:1712.05558*.

Walter S Lasecki and Jeffrey P Bigham. 2013. Interactive crowds: Real-time crowdsourcing and crowd agents. In *Handbook of human computation*, pages 509–521. Springer.

Tsung-Yi Lin, Michael Maire, Serge Belongie, James Hays, Pietro Perona, Deva Ramanan, Piotr Dollár, and C Lawrence Zitnick. 2014. Microsoft coco: Common objects in context. In *European conference on computer vision*, pages 740–755. Springer.

Margaret Mitchell, Kees Van Deemter, and Ehud Reiter. 2013. Generating expressions that refer to visible objects. In *Proceedings of the 2013 Conference of the North American Chapter of the Association for Computational Linguistics: Human Language Technologies*, pages 1174–1184.

Nasrin Mostafazadeh, Chris Brockett, Bill Dolan, Michel Galley, Jianfeng Gao, Georgios P Spithourakis, and Lucy Vanderwende. 2017. Image-grounded conversations: Multimodal context for natural question and response generation. *arXiv preprint arXiv:1701.08251*.

Mengye Ren, Ryan Kiros, and Richard Zemel. 2015. Exploring models and data for image question answering. In *Advances in neural information processing systems*, pages 2953–2961.

Andreas Stolcke, Klaus Ries, Noah Coccaro, Elizabeth Shriberg, Rebecca Bates, Daniel Jurafsky, Paul Taylor, Rachel Martin, Carol Van Ess-Dykema, and Marie Meteer. 2000. Dialogue act modeling for automatic tagging and recognition of conversational speech. *Computational linguistics*, 26(3):339–373.

Maryam Tavafi, Yashar Mehdad, Shafiq Joty, Giuseppe Carenini, and Raymond Ng. 2013. Dialogue act recognition in synchronous and asynchronous conversations. In *Proceedings of the SIGDIAL 2013 Conference*, pages 117–121.

Xuwang Yin and Vicente Ordonez. 2017. Obj2text: Generating visually descriptive language from object layouts. In *Conference on Empirical Methods in Natural Language Processing (EMNLP)*.

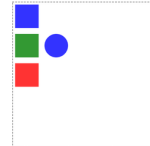
Director (agent-1): draw a blue square, a green square and a red square in vertical

Designer (agent-2):



Director (agent-3): then add a blue circle next to the green square

Designer (agent-4):



Director (agent-5): remove the circle; move all square to third column; move all square one box down

Director (agent-6): draw a triangle on row 4 column 1; the triangle is red; now, draw a green triangle on row 2 column 5; end

Designer (agent-7):



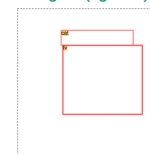
Original Image Reference



Figure 4: Sample Dialog for the 2D-shape Layout task

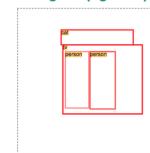
Director (agent-1): draw a square television in the center of the image. Then, draw a cat on the television.

Designer (agent-2):



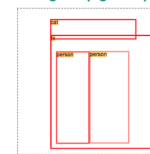
Director (agent-3): In the space of the TV, divide it into three equal parts. in the middle part. draws one person and on the left draws another

Designer (agent-4):



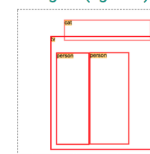
Director (agent-5): The square of the TV must be a little bigger. there should only be a small space below the TV and the frame and an equal space on the cat and frame.

Designer (agent-6):



Director (agent-7): move the cat towards the center of the TV

Designer (agent-8):



Original Image Reference

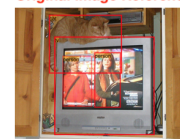


Figure 5: Sample Dialog for the COCO Layout task