

Video Colorization using CNNs and Keyframes extraction: An application in saving bandwidth

Ankur Singh¹ Anurag Chanani² Harish Karnick³

Abstract

In this paper we tackle the problem of Colorization of Grayscale Videos given a few colored keyframes of the video. We propose a model that extracts keyframes from the video and trains a Convolutional Neural Network from scratch on these colored frames. Once the model has been trained we colorize the rest of the frames of the video given their grayscale versions.

An application of this technique is in saving bandwidth while sending raw colored videos that haven't gone through any compression. A raw colored video takes up around three times more memory size than it's grayscale version. We can exploit this fact and send a grayscale video along with our trained model instead of a colored video. This will reduce bandwidth usage to upto three times.

This approach can also help, solve the issue of multiple accepted colored outputs of an image that we face while colorizing grayscale images, since having a sense of the colors that have been used in the video will help a great deal in the colorization of the rest of the frames of the video. If we have a few colored keyframes of a video, through our model we can easily generate the whole colored video from the grayscale video.

I. INTRODUCTION

Automated colorization of black and white videos has been subject to much research within the computer vision and machine learning communities. Beyond simply being fascinating from an aesthetics and artificial intelligence perspective, such capability has broad practical applications ranging from video restoration to image enhancement for improved interpretability. Colorizing a grayscale video can be hugely beneficial, since grayscale images contain very less information thus adding color can add a lot of information about the semantics.

Another motivation of video colorization is the saving in data while transmitting a video. A colored raw video takes upto three times more memory than it's grayscale version. Hence sending a grayscale video instead of a colored one while streaming and then colorizing it on the receiver's end can help save data and in turn the bandwidth. In this paper, we propose a convolutional neural network model that is trained on the colored keyframes. Along with the grayscale video the trained model is transmitted and on the receiver's end this model helps colorize the grayscale video thus saving a lot of data while transmission. This method

can really help in reducing bandwidth while transmitting large colored videos since the trained model doesn't exceed 50 MegaBytes in size. For this purpose we introduce a Convolutional Deconvolutional Neural Network model and a keyframe extraction method that extracts keyframes by comparing colored histograms of all the frames.

Also, in general in Image and Video Colorization a given grayscale image can have many colored outputs. Hence, in this paper we also tackle this problem by using a few colored keyframes of the video to colorize the video. Our model can generate a colored video from it's grayscale version given a few colored keyframes of the video.

Hence our work serves two purpose:

- Saving bandwidth while transmitting a video by sending grayscale version of a raw colored video along with a convolutional neural network model trained on keyframes of the video and then colorizing the grayscale video on the receiver's end.

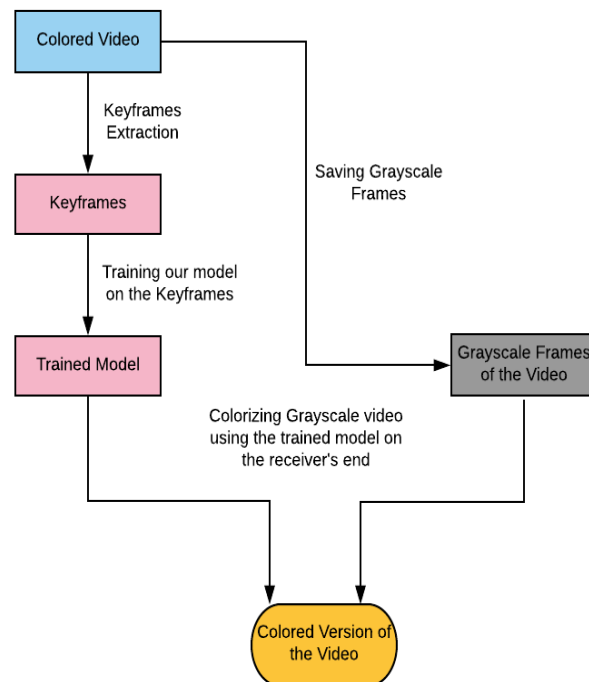


Fig. 1. Saving bandwidth while streaming a video by sending grayscale version of the video along with a trained model

- Tackling the problem of multiple colored outputs by colorizing a video given a few keyframes of the video.

¹All authors are with Indian Institute of Technology Kanpur, India
 ankuriit@iitk.ac.in
 achanani@iitk.ac.in
 hk@iitk.ac.in



Fig. 2. A grayscale image can have multiple colored output image from Alexei Afros homepage

II. PREVIOUS WORK

Our work on video colorization is inspired by Federico Baldassarre et al. [1] system on automatically colorizing images. Apart from the Convolutional Deconvolutional Neural Network they have also used Inception Resnet as a high-level feature extractor which provides information about the image contents that can help in their colorization. Larsson et al. [5] and Iizuka et al. [3] have developed similar systems. Zhang et al. [6] use a classification loss in their architecture unlike the regression loss that we have used. Ryan Dahls CNNbased system for automatically colorizing images system relies on several ImageNet-trained layers from VGG16, integrating them with an autoencoder like system with residual connections that merge intermediate outputs produced by the encoding portion of the network comprising the VGG16 layers with those produced by the latter decoding portion of the network.

The work on Keyframes extraction is inspired by Adrian Roserbrock's work on comparing color histograms. A color histogram is a vector where each entry stores the number of pixels of a given color in the image. All images are scaled to contain the same number of pixels before histogramming, and the colors of the image are mapped into a discrete colorspace containing n colors. Typically images are represented in the RGB colorspace, using a few of the most significant bits per color channel to discretize the space.

Color histograms are widely used for content-based image retrieval because they are trivial to compute, and despite their simplicity, exhibit attractive properties. Since color histograms do not relate spatial information with the pixels of a given color, they are largely invariant to the rotation and translation of objects in the image. Additionally, color histograms are robust against occlusion and changes in camera viewpoint.

III. PROPOSED METHOD

We introduce a two step process for our approach of colorizing grayscale videos using keyframes extraction.

The first step deals with the extraction of keyframes of the video. The second step involves training a Convolutional Neural Network on these keyframes and colorizing the rest of the video using the trained model.

A. Keyframes Extraction

We extract keyframes of a video by comparing colored histograms of all frames with a sample image. In our

experiments we have taken the sample image to be a black image(all pixels equal to zero).

We extract a 3D RGB color histogram with 8 bins per channel for all the frames. This yields a 512-dimensional feature vector for a frame once flattened. For comparing two histograms we use the Hellinger distance which is used to measure the overlap between the two histograms.

Formally, let H be the 512 dimensional colored histogram of our sample image. Let h_i be the 512 dimensional colored histogram of the i^{th} frame. We calculate the Hellinger distance $d(H, h_i)$ between H and h_i by:

$$d(H, h_i) = \sqrt{1 - \frac{1}{\sqrt{H h_i} N^2} \sum_{j=0}^{511} \sqrt{H[j] h_i[j]}}$$

N = total number of bins of the histogram, $\bar{x} = \frac{1}{N} \sum_j x[j]$

Additionally, we multiply the hellinger distance by a factor of 10,000 to ease out calculations that follow this step.

Once, we have the distances for all the frames against our sample image we use mean shift clustering [2] to cluster frames whose distances from the random image are close to each other. The mean shift algorithm is a nonparametric clustering technique which does not require prior knowledge of the number of clusters, and does not constrain the shape of the clusters. Mean shift clustering aims to discover blobs in a smooth density of samples. It is a centroid-based algorithm, which works by updating candidates for centroids to be the mean of the points within a given region. These candidates are then filtered in a post-processing stage to eliminate near-duplicates to form the final set of centroids.

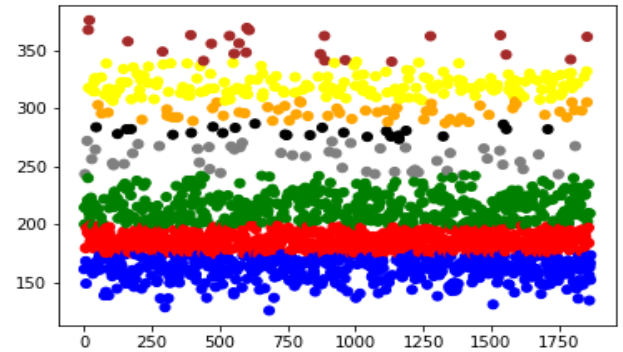


Fig. 3. Result of MeanShift algorithm applied on the frames of the video, Clusters have been represented in different colors. X axis represents indices of the frames. Y axis denotes the Hellinger distance of a frame from the sample image.

After we have the clusters we can choose every x^{th} frame from the cluster depending upon the number of frames we want. In general x equal to 30 does a good job.

B. Training a Convolutional Neural Network

We consider images in the Lab color space. L stands for lightness, and a and b for the color spectra green red and blue yellow. A Lab encoded image has one layer for

grayscale, and has packed three color layers into two. This means that we can use the original grayscale image in our final prediction. Also, we only have two channels to predict. Starting from the L component X_L , the purpose of our model is to estimate the remaining two components X_a and X_b .

Preprocessing

To ensure correct learning, the pixel values of all three image components are centered and scaled in order to obtain values within the interval of $[-1, 1]$.

Architecture

We owe the architecture of our model to (izuka ka jo aaga). Given the L component of an image, our model estimates it's a and b components and combines them with the L component to get the final colored image.

We use 12 convolutional layers and 3 upsampling layers. Padding is used to preserve the layers input size. Upsampling is performed using basic nearest neighbor approach so that the outputs height and width are twice the inputs. This model applies a series of convolutional and up-sampling layers in order to obtain a final layer with dimension $H*W*2$. The 2 output channels are a and b. These are merged with the L component to get the colored image.

Layer	Kernels	Stride
Conv	(64, 3, 3)	(1, 1)
Conv	(64, 3, 3)	(2, 2)
Conv	(128, 3, 3)	(1, 1)
Conv	(128, 3, 3)	(2, 2)
Conv	(256, 3, 3)	(1, 1)
Conv	(256, 3, 3)	(2, 2)
Conv	(512, 3, 3)	(1, 1)
Conv	(256, 3, 3)	(1, 1)
Conv	(128, 3, 3)	(1, 1)
Upsamp	-	-
Conv	(64, 3, 3)	(1, 1)
Upsamp	-	-
Conv	(32, 3, 3)	(1, 1)
Conv	(2, 3, 3)	(1, 1)
Upsamp	-	-

Objective function and Training

The optimal model parameters are found by minimizing an objective function defined over the estimated output and the target output. In order to quantify the model loss, we employ the Mean Square Error between the estimated pixel colors in $a*b*$ space and their real value. While training, this loss is back propagated to update the model parameters using Adam Optimizer [4] with an initial learning rate = 0.001.

During training, we impose a fixed input image size to allow for batch processing.

IV. EXPERIMENTS

We tested our model on a number of videos. For a $256*256$ 24 bit 15 minute uncompressed colored video that has a size of around 5 GB, we could save a bandwidth of around 3.30 GB as our trained model was only of 30MB. Since our main aim was to reduce the model size so that we could save as much bandwidth as possible we kept our CNN model simple, without hampering the quality of the colored video that we output. The entire process, from extraction of keyframes, to training them to colorizing the grayscale frames and producing a colored video, it took us for a 15 minutes $256*256$ video around 4 - 5 minutes on a GeForce GTX 1080 Nvidia GPU.

The results turned out to be quite good for most of the videos. However, the videos in which there were drastic changes from one shot to another, our network was not able to produce good results. From the results, we observed that although some results were quite good, some generated pictures tend to be low saturated, with the network producing a grayish color where the original would be brighter. In videos where shots are very different from one another the network was not able to produce good results.
















Grayscale	Ground truth	Ours
		
		
		
		
		

TABLE I
RESULTS










Grayscale	Ground truth	Ours
		
		
		

TABLE II
RESULTS

V. CONCLUSION AND FUTURE WORK

In this paper we devise a new approach to save bandwidth to upto three times while transferring colored videos without losing data or hampering the quality of the video. Usual compression algorithms are lossy, hence lose data while compressing videos. We also tackle the problem of multiple accepted colored outputs of a video, by using some colored keyframes of the video. Having a knowledge of the colors that have been used in a video will help in colorizing the rest of the frames of the video. In future our work will focus on achieving the whole process in realtime.

REFERENCES

- [1] F. Baldassarre, D. G. Morín, and L. Rodés-Guirao. Deep koalarization: Image colorization using cnns and inception-resnet-v2. *arXiv preprint arXiv:1712.03400*, 2017.
- [2] Y. Cheng. Mean shift, mode seeking, and clustering. *IEEE transactions on pattern analysis and machine intelligence*, 17(8):790–799, 1995.
- [3] S. Iizuka, E. Simo-Serra, and H. Ishikawa. Let there be color!: joint end-to-end learning of global and local image priors for automatic image colorization with simultaneous classification. *ACM Transactions on Graphics (TOG)*, 35(4):110, 2016.
- [4] D. P. Kingma and J. Ba. Adam: A method for stochastic optimization. *arXiv preprint arXiv:1412.6980*, 2014.
- [5] G. Larsson, M. Maire, and G. Shakhnarovich. Learning representations for automatic colorization. In *European Conference on Computer Vision*, pages 577–593. Springer, 2016.
- [6] R. Zhang, P. Isola, and A. A. Efros. Colorful image colorization. In *European Conference on Computer Vision*, pages 649–666. Springer, 2016.