

OMNIA Faster R-CNN: Detection in the wild through dataset merging and soft distillation

Alexandre Rame ^{*} ¹, Emilien Garreau [†] ¹, Hedi Ben-Younes [‡] ^{1,2}, and Charles Ollion [§] ¹

¹Heuritech ²LIP6

Abstract

Object detectors tend to perform poorly in new or open domains, and require exhaustive yet costly annotations from fully labeled datasets. We aim at benefiting from several datasets with different categories but without additional labelling, not only to increase the number of categories detected, but also to take advantage from transfer learning and to enhance domain independence.

Our dataset merging procedure starts with training several initial Faster R-CNN on the different datasets while considering the complementary datasets' images for domain adaptation. Similarly to self-training methods, the predictions of these initial detectors mitigate the missing annotations on the complementary datasets. The final **OMNIA Faster R-CNN** is trained with all categories on the union of the datasets enriched by predictions. The joint training handles unsafe targets with a new classification loss called **SoftSig** in a softly supervised way.

Experimental results show that in the case of fashion detection for images in the wild, merging Modanet with COCO increases the final performance from 45.5% to 57.4%. Applying our soft distillation to the task of detection with domain shift on Cityscapes enables to beat the state-of-the-art by 5.3 points. We hope that our methodology could unlock object detection for real-world applications without immense datasets.

1. Introduction

Convolutional Neural Networks (CNNs) [33, 25] has become the default method for any computer vision task, and is widely used for problems such as image classification, semantic segmentation or visual relationship detection. One

^{*}alexandre.rame@heuritech.com
[†]emilien.garreau@heuritech.com
[‡]hedi.benyounes@gmail.com
[§]ollion@heuritech.com



Figure 1. Dataset merging between COCO (left) and Modanet (right). We fill missing annotations with predictions.

of the key computer vision task is certainly object detection. This task aims at localizing specific objects in an image. Best-performing detectors are Fully Supervised Detectors (FSDs): instance annotations are needed for each object in each image, composed of a category and its location.

As it has been remarked in [64, 53, 43, 51], FSDs are sensitive to noisy and missing annotations. In particular, the performance of these models are deteriorated when categories are not labeled in some images. Thus, the cost of adding one new category in a dataset is very high: a manual enrichment throughout the whole dataset is required to find all the occurrences of this category. Moreover, the instance annotation process for object detection is expensive and time-consuming. For these reasons, most detection datasets are constrained to a small set of object categories, and are limited in size compared to datasets for other tasks.

The problem of training CNNs for classification on small datasets is usually tackled by transfer learning methods

[57]: the network is pretrained on a large labeled dataset such as *Imagenet* [17], and fine-tuned on the task at hand while preserving the original capabilities [35]. On the detection task, transfer learning methods have also been investigated using the large *COCO* dataset [38] for pretraining in Mask R-CNN [24]. However, these methods are only efficient when the classes in the smaller dataset are labeled in the larger. There are no clear approaches on how to best use *COCO* to detect new unknown categories, such as fashion garments.

For example, the fashion dataset *Modanet* [68] seems adequate to learn how to detect garments on social media. However social media images are unconstrained whereas *Modanet* images are fashion oriented. The distribution mismatch and the considerable domain shift between the two domains lead to a significant performance drop [4], and domain adaptation (DA) is needed [49, 11, 28, 56]. But we would also like to benefit from the labeled data in *COCO* [38]. Being able to detect *bottles* or *fire hydrants* improves detection scores on *dresses* by reducing false positive predictions (see Figure 3). However, categories in *COCO* and *Modanet* are not the same (only *bag* and *tie* are in both). If a Faster R-CNN is trained on the naive concatenation of the two datasets, *dresses* instances in *COCO*’s images are considered as background and deteriorate the performances. Multitasking is straightforward in classification [6, 7] but as far as we know currently impossible for detectors without full relabelling.

In this article, we take a step back from classical transfer learning approaches. We instead tackle the problem from the angle of **dataset merging**. We propose a framework to train detectors robust on all categories from all merged datasets – even though each dataset is annotated on distinct sets of categories. We call this framework **OMNIA Faster R-CNN**. By widening the scope of the detector, our training procedure provides a better understanding of the background, and increases the detector’s accuracy. We are **detecting without forgetting** because we train on several datasets simultaneously. All available labeled data are used in our proposed procedure with no additional labelling.

Our distinctive approach is to **alleviate missing annotations with model predictions as weak supervision** (see Figure 1). To avoid a new labelling step, we will instead use predicted *dresses* (with our FSD trained on *Modanet*) as targets on *COCO*. The final detector needs to take into account the notion of uncertainty of our predictions, by considering ground truths and safe predictions (with high confidence) differently from unsafe predictions (with low confidence).

The contributions of this paper are threefold: (1) we develop a dataset merging procedure that enables the fusion of several datasets with heterogeneous categories into a single training set without any additional labelling, (2) we define a

new classification loss called **SoftSig**, handling soft annotations that correspond to model’s unsafe predictions, (3) we generalize self-training for domain adaptation.

We apply our dataset merging procedure between *COCO* [38] and *Modanet* [68], and prove its effectiveness for object detection of fashion garments on *OpenImages* [32]. Our performance increases from 45.5% to 57.4% in mAP@0.5. For further study, we use the synthetic dataset *SIM10k* to learn how to detect *cars* on real-world images, without using the *car* annotations from *Cityscapes*. Appending a new category to a detection dataset is a special case of the more general problem of dataset merging. Performances are close to those obtained with full annotations. Finally, we prove that our soft distillation procedure can be applied to detection with domain adaptation, and beat the state-of-the-art by 5.3 points, from 39.6 to 44.9 on the task of learning from *SIM10k* to *Cityscapes*.

2. Related work

2.1. Object detection

Faster R-CNN Many approaches have been developed recently for fast and accurate detection [39, 50, 16, 37, 34, 21, 20, 52, 24]. We selected the Faster R-CNN framework [52] for its state-of-the-art performance, and for better comparability since this is the architecture mostly used in the context of domain adaptation detection. It introduces the RPN, which aims at generating class-agnostic object proposals by classifying whether the Region of Interest (ROI) is a background or a foreground. The final network then classifies the proposed ROIs into object categories or background, while refining the coordinates. The Faster R-CNN is trained end-to-end by multitasking. An important feature is the fixed background class that encapsulates real background classes (such as *sky*, *sun* etc) and all unlabeled other categories. It nonetheless has some failures: for example, the classification depends a lot on the context and can easily be fooled by contextual overfitting [13, 54].

Dataset matters Learning visual representations require large scale training data to provide good coverage over the space of possible appearance variations. Classification datasets [17, 60] have millions of images with numerous categories: they enabled the boost in accuracies of CNNs for classification [58]. However, the biggest fully supervised detection and segmentation datasets [38, 68, 29, 14] are still on the order of hundreds of thousands of images. That’s why many detection approaches tried to benefit from other type of datasets. Huge classification datasets are used for pretraining [58], or even during training to expand the number of classes detected in Yolo9000 [50], by using image-level class annotations as weak supervision for object detection. Image-level labels are used to reduce the

labelling time, but lead to many missing instances in *Open-Images* [32]. Some recent approaches leverage semantic embedding from text to detect object classes which are not observed during training with Zero-Shot Object Detection [3, 48]. Kemnitz *et al.* [30] combine multiple datasets with heterogeneous label subsets into a joint training for semantic segmentation of medical images. As far as we know, this is the only approach for merging detection datasets.

Novelty Detection We usually assume in computer vision that the categories are the same in training and testing. The notion of *third class* was first introduced in Universum [63] by Weston *et al.*, and is really similar to our background class. The practical approach to better understand the background is to collect samples that hopefully represent the unlabeled categories. However, it is very difficult to sample enough background regions that represent all *other* categories. In novelty detection, recent approaches [5, 55, 31] tried to detect these new categories automatically. In detection, [3] aims at defining a large open vocabulary for differentiating various background regions in order to spread the background classes over the embedding space. The problem of detecting a variable and large number of categories in open set images has not received much attention but requires strong generalization skills.

2.2. Self-training

Distillation Our paper is related to self-training, a strategy in which the predictions of a model on unlabeled data are used to train itself iteratively [66, 44, 10, 36]. This procedure was applied to object detection [53, 47, 2]: large unlabeled datasets improved performance on object and human keypoint detection tasks. Model distillation [26, 41, 8, 36] aggregates the inferences from multiple models by ensembling [22]. Data distillation by Radosavovic *et al.* [47] aggregates the inferences of multiple transformations of a data point for keypoint detection: our experiments show that the gain mostly comes from the training dataset’s size increment. Min *et al.* [42] submit a hierarchical distillation by taking advantages of the two previous distillations.

Incremental self-training The self-training procedure relies on accurate predictions of the initial FSD to generate correct new training examples: incorrect labels can potentially corrupt the model training dataset. It is even more complicated when the unlabeled data are sampled from a different distribution. Papadopoulos *et al.* [46] add a labelling step to verify the automatically generated detections, which is not always possible. Rosenberg *et al.* [53] use an external selection metric to decide which predictions should be integrated as ground truths. Dai *et al.* [15] introduce Gradual Model Adaptation and progressively integrate

images further and further from the source domain, building a bridge to their target domain. These 2 last approaches were highly specific to their datasets.

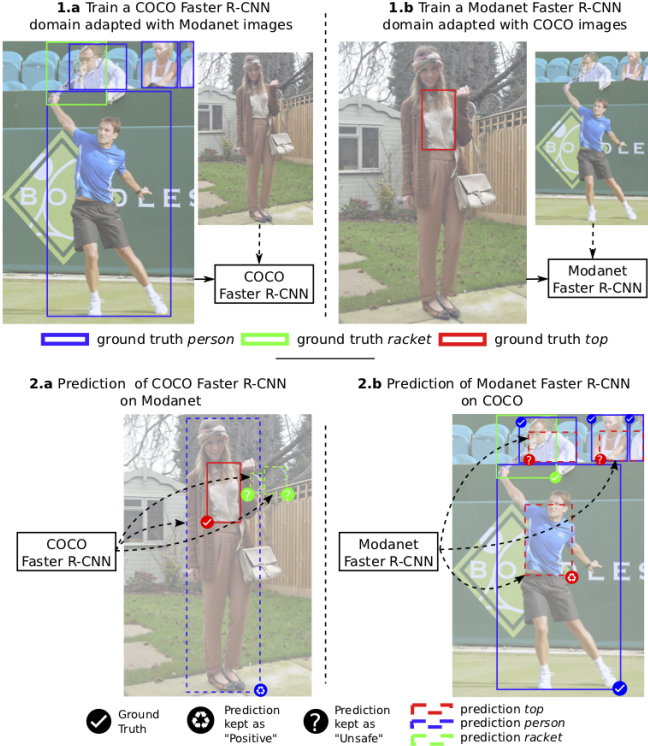
Omission noise In this self-training procedure, some instances will be missing. Mnih *et al.* [43] propose the asymmetric Bernoulli noise model in order to reduce the omission noise effects on the final classifier. Reed *et al.* [51] use a consistency objective to reduce the loss. Finally, Radosavovic *et al.* [47] claim that it does not affect their performance. [64] noticed a small but noticeable gap of performances when annotations are missing, and introduced a soft sampling so that unsafe background regions are given a smaller weight compared to the hard negatives background. They also highlighted that sampling true hard negatives is essential for robust learning. Our experiments confirmed these 2 analysis: bridging this gap while sampling hard negatives is one of our main challenge.

2.3. Domain adaptation

For classification Recognition algorithms assume that training and testing data are drawn from similar distributions, but it is often false in practice. The domain shift can be caused by differences in resolutions, view points, object appearances, backgrounds, illuminations or even image qualities. For example if we train a classifier on e-commerce data and we apply it on real-world images, we do not expect to have good performance. Numerous approaches were surveyed in [62]. Domain adaptation can be optimized in an adversarial training manner with a Gradient Reversal Layer (GRL). Ganin and Lempitsky [18] introduced this layer to force the CNN to maximize a domain classification loss while minimizing the usual label prediction loss [40, 55, 61]. The CNN extract features that can not be used to distinguish the different domains.

For detection Domain adaptation has been studied only recently for problems beyond classification [59, 65, 23, 49, 12, 67]. Similarly to our procedure, Inoue *et al.* [28] proposed a progressive domain adaptation technique by fine-tuning the FSD on two types of artificially and automatically generated samples: their initially unlabeled data come from another domain but have image-level labels.

Finally, in this paper we mainly use Domain Adaptive Faster R-CNN built by Chen *et al.* [11], that addresses the semantic domain shift. They added 3 new terms in the training loss: (1) an instance level domain adaptation loss, to align the ROIs features distribution (2) an image level domain adaptation loss, to eliminate the domain distribution mismatch on the image level (3) a consistency regularization. The adversarial training is achieved with a GRL [18]. Recently, Shan *et al.* [56] additionally challenge the pixel



3. Train a final OMNIA Faster R-CNN on union of both augmented datasets
Figure 2. Dataset merging procedure, leveraging Faster R-CNN, domain adaptation and self-training. Best seen in color.

domain shift by employing consistency losses from CycleGAN [69]. They were limited in number of possible domains but were the state-of-the-art up to now.

3. Model

Our procedure is illustrated in Figure 2. We combine several labeled datasets to build one common detector that aggregates all available information and detects everything: the **OMNIA Faster R-CNN**.

3.1. Initial Trainings

Two datasets, \mathcal{D}_a (defined by categories \mathcal{C}_a , images \mathcal{I}_a and ground truths \mathcal{G}_a), and \mathcal{D}_b (defined by categories \mathcal{C}_b , images \mathcal{I}_b and ground truths \mathcal{G}_b) are provided. As each dataset has its own bias, we train two different DA Faster R-CNN [11] domain adapted to the complementary unlabeled images. The first DA Faster R-CNN Detect_a learns to detect \mathcal{C}_a on \mathcal{I}_a , and has access to images \mathcal{I}_b (without seeing \mathcal{G}_b) to minimize the semantic shift between the features extracted from the two domains. Similarly, the second DA Faster R-CNN Detect_b learns to detect \mathcal{C}_b on \mathcal{I}_b , and has access to images \mathcal{I}_a (without seeing \mathcal{G}_a). This adaptation aims at making Detect_a (respectively Detect_b) as accurate as possible on \mathcal{I}_b (respectively on \mathcal{I}_a).

3.2. Merging Procedure

Self-training We aim at training a detector simultaneously for all categories $\mathcal{C}_a \cup \mathcal{C}_b$ on all images $\mathcal{I}_a \cup \mathcal{I}_b$. \mathcal{G}_a provides instances annotations for images from \mathcal{I}_a , but only for categories from \mathcal{C}_a . Ideally we would like to have access to the ground truths of categories from $\mathcal{C}_b \setminus \mathcal{C}_a$ for images in \mathcal{I}_a . The predictions of Detect_b on \mathcal{I}_a will replace a new expensive labelling step. For the next training on categories from $\mathcal{C}_a \cup \mathcal{C}_b$, the new targets for \mathcal{I}_a are $\mathcal{G}_a \cup \text{Detect}_b(\mathcal{I}_a)$.

Prediction Selection We want to alleviate the fact that some predictions in $\text{Detect}_b(\mathcal{I}_a)$ are erroneous. A prediction with a high detection score is more trustworthy than another one with a lower score: the classification predicted score can be used as proxy for annotation quality [47]. We only take into account predictions with a score higher than *threshold_low*. Another threshold *threshold_high* is defined: all predictions with a higher score will be considered as ground truths.

- $\text{score} \leq \text{threshold_low}$, the prediction is discarded
- if $\text{score} > \text{threshold_high}$, the instance is a safe prediction and will be considered as a ground truth
- $\text{threshold_low} < \text{score} \leq \text{threshold_high}$, the instance is an unsafe prediction

Furthermore, if a prediction has a very high IoU overlap with a human labeled ground truth, we assume that the initial detector made a mistake and we simply discard the prediction. The same procedure is applied to images from \mathcal{I}_b .

3.3. OMNIA Faster R-CNN

We introduce our **OMNIA Faster R-CNN**, trained on union on both augmented datasets and that handles unsafe predictions: some of them are correct and should not be considered as background.

3.3.1 RPN

To train the RPN, a binary class label for foreground/background classification is usually assigned to each anchor. In our custom RPN, we add a new *undefined* label. There are now 3 possibilities:

- a *positive* label is given if the anchor matches with **any** ground truth or safe prediction, i.e it has an IoU overlap higher than a certain threshold
- an *undefined* label is given if the anchor matches with an unsafe prediction
- a *negative* label is given if the anchor has a max IoU overlap lower than a certain threshold with **all** ground truths and safe predictions

Positive and negative anchors are sampled given a fixed probability. In conclusion, the anchors that match with unsafe predictions will contribute neither to the classification loss nor to the regression loss of the RPN.

3.3.2 SoftSig Box Classifier

The Box classification loss needs to handle the ROIs that match with unsafe predictions. Considering them as background regions would be too conservative in terms of exploration and may be equivalent to having lot of missing annotations. On contrary, discarding them totally from the loss would not exploit all the available information. In particular, even though we are not fully confident that the category c is true for this ROI, it is very likely that all other classes are false. Indeed, the network should only predict either background or c , but not any other category. We propose a simple and efficient custom classification function that takes advantage of all the available information during the training. We named this loss **SoftSig** because it combines **Softmax** and **Sigmoid** activation functions while handling **Soft Signs**. It is a mixed loss between a masked categorical and binary cross-entropy.

Notations We consider that we have C categories (plus the background) and that we sample R ROIs. $\forall 0 \leq r < R, 0 \leq c \leq C$, the target $t_r^c = 1$ iff r matches with a box of category c . x_r^c is the logit (the network prediction before any activation) at category c for ROI r .

Masked Categorical Cross-Entropy The categorical cross-entropy aligns the predicted probabilities with the targets. It is the standard loss for classification, where all categories compete against each others.

For each ROI, this loss is multiplied by a binary variable $m_r \in \{0, 1\}$. If r matches an unsafe prediction, $m_r = 0$, else $m_r = 1$.

$$L_{categorical} = -\frac{1}{R} \sum_r m_r \sum_c t_r^c \log(\text{softmax}_r^c) \quad (1)$$

where

$$\text{softmax}_r^c = \frac{\exp^{x_r^c}}{\sum_{0 \leq k \leq C} \exp^{x_r^k}} \quad (2)$$

For this loss, regions that match an unsafe prediction are completely discarded.

Masked Binary Cross-Entropy Binary cross-entropy treats the different categories as independent binary classification tasks, where each x_r^c decides whether the sample belongs to a category c independently from the other categories. We slightly modify its formula to take into account the ROIs that match with unsafe predictions.

The terms of the binary cross-entropy are weighted by a category-dependent binary mask $w_r^c \in \{0, 1\}$. If the ROI matches an unsafe prediction of category c , we set $w_r^c = w_r^{background} = 0$. In all other cases, we set $w_r^c = 1$.

$$L_{binary} = -\frac{1}{R(C+1)} \sum_{r,c} w_r^c (t_r^c \log(\text{sigmoid}_r^c) + (1 - t_r^c) \log(1 - \text{sigmoid}_r^c)) \quad (3)$$

where

$$\text{sigmoid}_r^c = \frac{\exp^{x_r^c}}{1 + \exp^{x_r^c}} \quad (4)$$

If ROI r matches with an unsafe prediction of category c , x_r^c and $x_r^{background}$ will not contribute to the loss from Equation (3) but the logits for other categories will be decreased after an optimization step. The detector will only propagate safe gradients. The network is trained to predict either background or c .

Softsig Finally we use the sum of (1) and (3) as our final classification loss

$$L_{softsig} = L_{categorical} + \lambda_{binary} L_{binary} \quad (5)$$

where λ_{binary} is a trade-off parameter to balance between the two individual losses.

Furthermore, ROIs that match with unsafe predictions do not contribute to the regression loss.

4. Experiments

4.1. Experimental Setup

Our code in Tensorflow [1] is inspired from [27]¹ and [9]². Unless otherwise stated, we adopt the training hyperparameters from Chen *et al.* [11]³. However, we use a Resnet101 (R101) as backbone, and a simpler domain classifier architecture without hidden layers because they did not bring significant improvements and were highly hyperparameters dependent.

A SGD optimizer with momentum 0.9 is used with a batch of 2 images, one from the first domain and the other from the second domain, without data augmentation. The batch size for RPN is 256. The box classifier batch size is 124: we sample 25% of positive ROIs and 75% of ROIs that are background or that match with an unsafe prediction. The weights are pretrained on ImageNet. The learning rate schedule depends on the task at hand, as explained below. In all our experiments λ_{binary} is set to 1. *threshold_low* is set to 0.1 to have a high recall. *threshold_high* is set to 0.9

¹https://github.com/tensorflow/models/tree/master/research/object_detection

²<https://github.com/endernewton/tf-faster-rcnn>

³<https://github.com/yuhuayc/da-faster-rcnn>

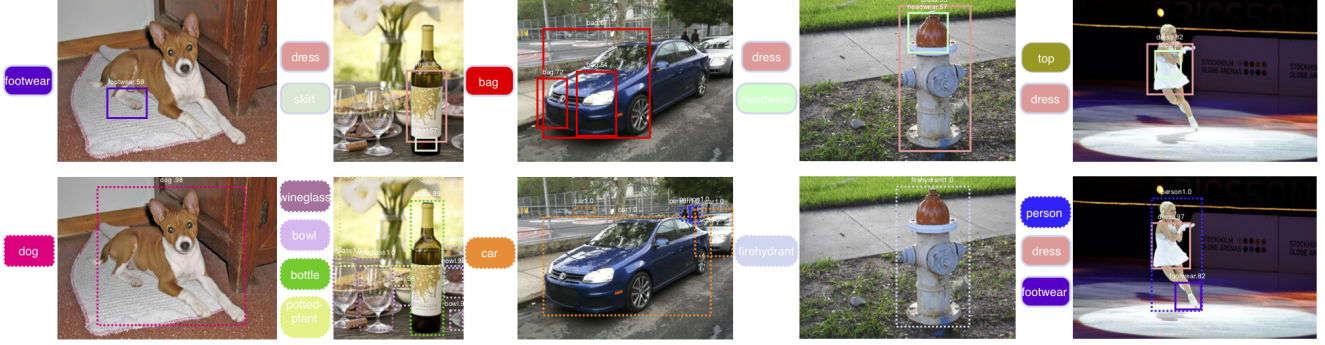


Figure 3. Predictions comparison between *Modanet* Faster R-CNN (top) and **OMNIA** Faster R-CNN (bottom) on *OpenImages*. Our procedure reduces the number of hard false positives for fashion objects. Dotted boxes represent *COCO* categories whereas the solid lines are for *Modanet* garments. Best seen in color.

Method	mean mAP/MoLRP	mean without bag and tie mAP/MoLRP	bag AP/oLRP	belt AP/oLRP	dress AP/oLRP	footwear AP/oLRP	headwear AP/oLRP	outer AP/oLRP	pants AP/oLRP	tie AP/oLRP	shorts AP/oLRP	skirt AP/oLRP	sunglasses AP/oLRP	top AP/oLRP
Modanet (0)	45.5/77.8	48.9/75.6	43.0/82.0	40.4/83.8	67.5/66.8	19.8/91.9	56.8/68.4	52.5/72.6	42.6/78.1	14.1/95.2	55.5/70.7	73.2/58.1	36.2/85.8	44.5/79.6
Naive Merging	37.0/82.8	31.9/84.3	58.0/75.1	29.0/86.4	55.7/75.2	7.7/93.6	41.4/80.3	36.0/83.6	28.1/83.7	67.1/72.3	22.8/88.9	53.2/72.2	27.6/88.2	17.4/92.2
Hard Distil. [47]	51.5/75.7	48.7/76.4	60.6/73.6	34.9/85.0	68.4/67.2	20.6/92.0	57.8/69.0	50.4/74.5	44.3/77.8	70.6/68.6	56.3/70.9	77.3/57.9	31.4/88.2	46.0/79.1
OMNIA	57.4/71.0	55.2/71.6	63.0/72.7	46.8/79.9	74.6/62.0	30.4/85.6	62.5/63.7	57.9/69.4	48.3/74.3	71.0/67.3	61.2/66.7	78.1/56.1	44.4/80.7	50.6/74.0

Table 1. Enhanced fashion detection results on *OpenImages*. **OMNIA** Faster R-CNN is trained on both enriched *Modanet* and *COCO*. Predictions from detector (0) compensate the *fashion* missing annotations on *COCO*. Only pictures with image-level labels are considered.

for all categories. Similarly to [47] for the object detection task and for simplicity, we choose not to use data distillation or model distillation.

All the results are reported with a fixed seed, arbitrary set to 3, and compared with 2 complementary metrics: the *mean Average Precision with IoU threshold at 0.5* (mAP@0.5) - the higher the better - and the *Mean of optimal Localization Recall Precision* (MoLRP) [45]⁴ - the lower the better.

We conduct three main experiments: (4.2) we show that our dataset merging procedure improves generalization results for **fashion detection for images in the wild**, (4.3) we **add a new category in a dataset without relabelling** and (4.4) we learn from **synthetic data with domain adaptation** using our soft distillation loss.

4.2. Fashion for Images in the Wild

Detection of fashion items on images in the wild is fundamental for many business applications such as the understanding of fashion trends on social media or visual search. It is a challenging task due to the wide variations of possible

appearances and styles, even more for open world images.

Datasets In *Modanet* [68], 55,176 images were annotated for 13 categories (such as *bag*, *footwear*, *dress*). However, these high resolution fashion images, with a single person posing, are limited in diversity. A FSD trained on these data does not generalize well to images in the wild, as shown in Figure 3. We leverage the currently biggest detection dataset with objects in context, i.e *COCO* [38], with 80 objects (such as *glasses*, *firehydrant*) labeled on 117,281 training images.

We evaluate our results on *OpenImages* V4 validation dataset [32]. Because of the large scale, the 125,436 images are only annotated for a category if this category has been detected by a image-level CNN classifier: that’s why the ground truth annotations are not exhaustive.

Procedure We first learn two distinct detectors on *COCO* and *Modanet*, and use their predictions on the complementary dataset as soft targets in our self-training procedure. We finally train our final **OMNIA Detector** on the concatenation of the two augmented datasets. All our trainings are domain adapted [11] between *COCO* and *Modanet*. The

Method	mean mAP/MoLRP	mean without bag and tie mAP/MoLRP	bag AP/oLRP	belt AP/oLRP	dress AP/oLRP	footwear AP/oLRP	headwear AP/oLRP	outer AP/oLRP	pants AP/oLRP	tie AP/oLRP	shorts AP/oLRP	skirt AP/oLRP	sunglasses AP/oLRP	top AP/oLRP
Modanet (0)	24.7/87.2	27.6/85.3	17.5/94.6	4.9/98.2	51.5/75.1	17.0/92.7	41.1/77.9	20.2/87.7	28.2/83.8	2.9/98.3	38.3/77.9	39.8/77.4	27.7/88.3	7.7/94.0
Naive Merging	23.4/88.6	19.0/90.3	30.8/87.3	6.0/96.4	44.5/80.2	6.8/97.0	29.9/84.3	22.6/88.5	10.3/93.7	60.9/72.8	15.1/91.4	33.4/83.0	13.1/94.0	7.9/94.8
Hard Distil. [47]	30.3/85.1	27.4/86.4	30.7/84.7	6.2/98.2	50.8/76.4	17.6/92.8	39.6/84.0	19.0/88.0	28.6/83.9	59.5/73.2	35.9/78.7	39.3/79.7	28.5/88.2	8.2/93.8
OMNIA	36.5/81.1	34.4/81.7	34.1/83.5	10.2/95.7	61.0/70.3	24.0/89.5	45.8/73.8	33.2/81.1	31.4/81.8	60.1/73.1	42.6/76.2	52.2/71.3	32.4/85.6	10.6/91.9

Table 2. Fashion detection results on *OpenImages*. In addition to the pictures with image-level labels, we randomly sampled 10000 images from *OpenImages* and assumed that they did not contain any garment. This assumption is often false but enables to unbiased the selection procedure of the validation images.

scheduling from Tensorflow [27] is applied: the learning rate is reduced by 10 after 900K iterations and another 10 after 1.2M iterations.

Results on OpenImages In this first experiment, summarized in Table 1, we only consider the 13,431 image-level labeled for at least one fashion garment⁵. For example, only 1,412 pictures were verified at image-level for the category *dresses*, and contribute to the computation of the corresponding AP.

Our OMNIA detector is better on all categories. It was expected for *bag* and *tie* as OMNIA benefits from additional annotations from COCO⁶. What really matters is the 6.3 points gain (+12.8%) on all other categories, due to our dataset merging procedure. The low score in the naive merging approach confirms our initial intuition: the missing annotations of all fashion items in COCO are detrimental. The hard distillation baseline (from [47]) used safe predictions of fashion items on COCO as bootstrapping. It has two main differences with OMNIA: (1) it does not handle unsafe predictions and (2) does not learn to detect COCO objects that could help to better detect fashion items. The performance gap (48.7 vs 55.2) shows the importance of these two features.

Unbiased but approximate results on OpenImages

There is a bias in the selection method, as these images are annotated only if an image-level classifier predicted that they contained a fashion item. In order to better understand the benefit of our procedure, we sampled 10,000 images randomly from OpenImages and suppose that they did not contain any garment. This assumption is not fully correct, but reasonable as there are usually few garments classes when images are chosen randomly. They enable to reduce the bias in the selection procedure. For each garment, the images of the final test set⁷ are either image-level labeled or sampled randomly.

The results are reported in Table 2. The performance gap is even larger (+6.8 points, +24.6%) because these random images are not fashion oriented: some of them contain *fire hydrants* and *bottle* on which the basic Modanet Faster R-CNN often makes highly confident yet wrong predictions [36] (see Figure 3).

Dataset Size Analysis To better understand the importance of the number of images from COCO, we apply our methodology using only subsets of the full training dataset. Figure 4 shows the mAP@0.5 (without bag and tie) for the two validation datasets, with different sizes of the subset

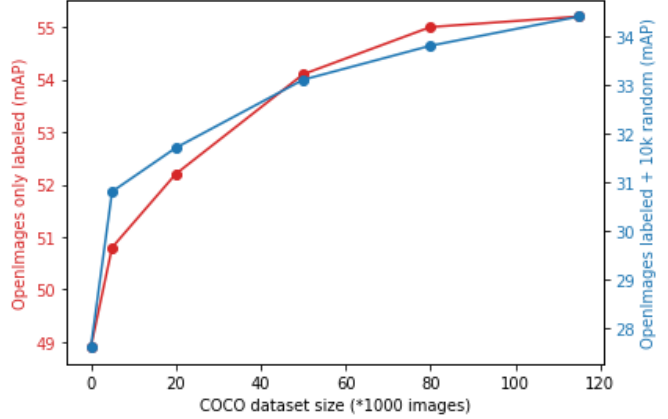


Figure 4. Influence of the size of the subset of COCO over the final mAP@0.5 for the two validation datasets (1) with only human labeled images (2) with additional random non-fashion images.

of COCO. As expected, increasing the number of images labeled from COCO improves the final performance. This gain is not linear but logarithmic: a small subset of COCO is already useful, even more for the validation dataset with random images from OpenImages. Indeed, with only 5,000 images, the detector is able to identify common objects and the number of false predictions is reduced. In conclusion, we could merge two relatively small datasets and they would benefit from each other as well.

Note that our methodology could be used to train a detector directly from OpenImages while handling missing annotations. We leave this direction for future work. Moreover, a better selection metric to separate safe and unsafe predictions could be developed: ideally, this metric should be independent from the initial FSDs and should have *orthogonal* failure modes [53].

4.3. Adding a new category without relabelling

Adding a new entity is usually expensive as a complete labelling throughout the dataset is required. We investigate the possibility to leverage another dataset where this entity is already labeled. Indeed, adding a new category is a special case of dataset merging where the first dataset has only one category ($|C_a| = 1$).

Datasets & Procedure We aim at detecting *cars* in real-world images, having only *cars* instances from a synthetic dataset with a clear domain shift in terms of resolution and image quality. SIM10k [29] provides 10,000 training images with 58,701 *cars* automatically annotated from the famous video game *Grand Theft Auto*. The 2,975 images in the training set of Cityscapes [14] are also provided, and are labeled for seven categories (*bicycle, bus, human, motorcycle, rider, train, truck*). We have filtered the *car* instance

⁵Boots are not labeled in OpenImages

⁶Even though the labelling rules do not perfectly match.

⁷To be released for further comparison

Method	SIM10k	Cityscapes	Cityscapes val									KITTI				
			mean mAP/MoLRP	car AP/oLRP	bike AP/oLRP	bus AP/oLRP	human AP/oLRP	moto AP/oLRP	rider AP/oLRP	train AP/oLRP	truck AP/oLRP	car AP/oLRP	human AP/oLRP	truck AP/oLRP		
Naive Merging	S_{car}	U_{city}	30.0/88.2	4.9/97.8	36.9/87.0	37.9/80.6	35.0/87.1	30.1/89.3	47.7/81.8	23.9/93.9	23.8/88.7	28.3/87.6	44.4/83.1	17.8/90.7		
Oracle	-	S_{car}	40.9/83.6	57.5/70.8	34.6/88.7	53.8/74.7	35.0/87.4	30.3/89.9	42.9/87.5	37.3/87.1	36.1/83.0	72.1/65.9	49.3/82.7	23.7/89.3		
Our Semantic DA (1) [11]	S_{car}	U_{city}	U_{car}	U_{city}	-/-	39.6/82.1	-/-	-/-	-/-	-/-	-/-	59.4/71.3	-/-	-/-		
Hard Distil. [47]	S_{car}	P_{city}	P_{car}	S_{city}	40.6/83.6	42.8/80.6	40.2/85.5	50.1/75.6	37.7/85.8	31.8/89.6	48.0/80.2	38.4/88.7	36.0/83.1	67.8/68.3	53.2/80.9	25.6/89.4
Discard Unsafe ROI	S_{car}	P_{city}	P_{car}	S_{city}	41.1/83.3	44.8/79.8	41.1/84.8	50.1/75.2	37.2/86.2	33.7/88.7	48.0/81.0	39.5/87.2	34.2/83.7	67.8/68.5	54.1/80.0	23.9/90.0
SoftSig (2)	S_{car}	P_{city}	P_{car}	S_{city}	41.4/83.1	45.1/79.7	40.9/85.1	50.3/75.3	37.5/85.9	32.3/89.8	48.3/80.4	40.3/86.3	36.6/82.6	68.7/67.8	53.7/80.0	25.8/88.7
SoftSig Iterative (3)	S_{car}	P_{city}^{iter}	P_{car}^{iter}	S_{city}	42.2/82.7	45.3/79.6	41.9/84.9	50.4/75.2	37.8/85.5	33.0/87.9	51.1/79.7	42.1/86.5	36.9/82.5	69.9/67.3	53.8/79.9	25.9/88.7
Oracle SoftSig Iterative	S_{car}	P_{city}^{iter}	S_{car}	S_{city}	44.6/80.8	60.5/67.2	41.1/84.8	53.2/74.5	38.5/85.4	35.5/87.6	49.6/79.7	42.4/85.6	36.1/82.1	75.5/63.2	53.7/79.8	26.5/87.4

Table 3. Dataset merging results on *Cityscapes* and *KITTI*. *SIM10k* only provides supervised (S) annotations for *cars* (S_{car}). *Cityscapes* is initially unsupervised (U) for *cars* (U_{car}) while being supervised for the seven other *city* categories (S_{city}). Predictions (P) from detector (1) compensate the *cars* missing annotations on *Cityscapes* (P_{car}). The predictions can be improved in an iterative process whith (P^{iter}) from detector (2).

annotations from these images. We apply the dataset merging procedure on *Cityscapes* and *SIM10K*. Our detectors are trained with a learning rate of 0.002 for 15,000 iterations which is then reduced to 0.0002 for another 15,000 iterations.

Results on *Cityscapes* Table 3 summarize the results of the different methods on *Cityscapes* validation. The naive method consists in just concatenating the two datasets: results are really poor, especially for *cars*, as *cars* in *Cityscapes* are considered as background. *Cars* are not removed from *Cityscapes* train in the Oracle.

The domain adapted FSD trained on *SIM10k* reaches 39.6. Similarly to the previous experiment, predictions of this model on *Cityscapes* are used as targets in the final training. Considering the unsafe predictions as background by *hard* distillation attains 40.6. We reach 41.1 when we simply discard these unsafe regions by not sampling unsafe ROIs. The **SoftSig** score of 41.4 is slightly higher thanks to using all available information. In particular, the category *trucks* largely benefits from the **SoftSig**. As *trucks* and *cars* are similar in appearance, the unsafe predictions of *cars* are often regions where the model could predict *trucks*. Explicitly learning that these regions are not *trucks* improves its AP from 34.2 to 36.6.

Repeating the process with the last **SoftSig Faster R-CNN**'s predictions as targets achieves 42.2, which is close to the results obtained with full supervision. The improvement generalizes well across the seven other categories, as more labeled examples yield better generalization. As noticed in [47], we *learn new knowledge from the extra unlabeled data*. Our score for *car* is 45.3 compared to 57.5 when supervision is provided for *car* in *Cityscapes*. The best score is obtained when we have full supervision over *Cityscapes* and we fill the missing annotations in *SIM10k* with predictions from our **SoftSig** detector: this Oracle **SoftSig** reaches a mAP of 44.6.

Results on *KITTI* We compare the generalization ability of our detector on a new domain. *KITTI* [19] contains 7,481

real-world images similarly to *Cityscapes*, but with a different data collecting procedure. The performances on *car* in *Cityscapes* do not perfectly match those in *KITTI*. In table 3 we see that our newly trained models have 69.9 of AP for *car*, which is close to the Oracle AP of 72.1. The performance gap for *car* in the last experience (45.3 compared to 57.3) was mainly due to a domain specialization. Learning to detect *car* from 2 domains, *SIM10k* and *Cityscapes*, induces a better domain invariance.

We also notice that our **SoftSig** detector has a better *cars* AP than the *hard* distillation (68.7 compared to 67.8) and a better *truck* AP than when we do not sample unsafe regions. Experimentally we found that **SoftSig** was less threshold-dependent that the other losses and improves the final performances but future work could focus on better losses that handle uncertainty without binarizing the prediction score .

4.4. Learning from Synthetic Data with Domain Adaptation

Domain adaptation is equivalent to the problem of dataset merging when one dataset has no labeled classes ($|\mathcal{C}_b| = 0$). This case is used for comparison with previous works [11, 56].

Procedure We adopt the unsupervised domain adaptation protocol in this experiment. The training data consists of two parts: (1) the source dataset (*SIM10k*) where images and their associated instances annotations are provided and (2) the target dataset (*Cityscapes*) with images without supervision. Our procedure aims at detecting robustly on the *Cityscapes* validation by using unlabeled images from *Cityscapes* training. Note that in this experiment we only consider *cars* and discard the seven other *city* categories. Our detectors are trained with a learning rate of 0.002 for 10,000 iterations which is reduced to 0.0002 for another 10,000 iterations.

Results on *Cityscapes* Table 4 presents our results. Our baseline is trained purely on the source *SIM10k* dataset with a mAP of 35.4. The Oracle trained with labeled *Cityscapes*

Method	Backbone	SIM10k	City	City car AP/oLRP	KITTI car AP/oLRP
Baseline	R101	S_{car}	-	34.4/84.0	55.0/78.5
Semantic DA [11]	VGG	S_{car}	U_{car}	39.0/-	-/-
Pixels DA [56] (SOTA)	VGG	S_{car}	U_{car}	39.6/-	-/-
Oracle	R101	-	S_{car}	59.6/69.7	71.1/66.5
Our Semantic DA (1) [11]	R101	S_{car}	U_{car}	39.6/82.1	59.4/71.3
Hard Distil. [47]	R101	S_{car}	P_{car}	43.1/80.9	64.2/70.6
Softsig	R101	S_{car}	P_{car}	44.9/80.0	65.4/70.1

Table 4. Domain adaptation results on *Cityscapes* and *KITTI*. *SIM10k* is the source dataset. *car* predictions P_{car} from detector (1) on *Cityscapes* are used for self-training. See Table 3 for more notation conventions.

reaches 59.6. We reproduced the work from [11] (39.6 vs 39.0 with a VGG but better hyperparameters). A *hard* distillation procedure reaches 43.1. Our soft distillation achieves 44.9 which is a new SOTA with a gain of +5.3 points. As there is only one category to detect, ROIs that match with unsafe boxes do not provide any additional information: they are not sampled. These scores prove that self-supervision with soft distillation can improve domain adaptation for detection.

Results on KITTI Our procedure improves *car* AP on *KITTI*. Interestingly, our results for *car* are lower than when we have full annotations in *Cityscapes* for the seven other categories (65.4 vs 68.7, see Table 3). As previously stated, being able to detect objects such as *trucks* and *buses* enable to reduce the number of false positive predictions.

5. Conclusion

In this paper, we presented our dataset merging procedure and our soft classification loss that enable to train robust detectors from small and specific datasets. The final **OMNIA Faster R-CNN** is able to benefit from distinct datasets and predicts all categories with no additional labelling. By enabling the training on many more categories, we improve our definition of what background is.

We think that learning detectors from numerous weakly supervised datasets is a critical step towards open set object detection, and hopefully towards human-level reliability.

Acknowledgements We would like to thank Arthur Douillard and Jason de Rancourt for their valuable and constructive suggestions during the writing of this paper. More generally, this work would not have been possible without the friendly support from all our co-workers at Heuritech.

References

[1] M. Abadi, A. Agarwal, P. Barham, E. Brevdo, Z. Chen, C. Citro, G. S. Corrado, A. Davis, J. Dean, M. Devin, S. Ghemawat, I. Goodfellow, A. Harp, G. Irving, M. Isard, Y. Jia, R. Jozefowicz, L. Kaiser, M. Kudlur, J. Levenberg, D. Mané, R. Monga, S. Moore, D. Murray, C. Olah, M. Schuster,

J. Shlens, B. Steiner, I. Sutskever, K. Talwar, P. Tucker, V. Vanhoucke, V. Vasudevan, F. Viégas, O. Vinyals, P. Warden, M. Wattenberg, M. Wicke, Y. Yu, and X. Zheng. TensorFlow: Large-scale machine learning on heterogeneous systems, 2015. Software available from tensorflow.org. 5

[2] S. U. Akram, T. Qaiser, S. Graham, J. Kannala, J. Heikkilä, and N. Rajpoot. Leveraging unlabeled whole-slide-images for mitosis detection. *arXiv preprint arXiv:1807.11677*, 2018. 3

[3] A. Bansal, K. Sikka, G. Sharma, R. Chellappa, and A. Divakaran. Zero-shot object detection. *arXiv preprint arXiv:1804.04340*, 2018. 3

[4] S. Beery, G. van Horn, and P. Perona. Recognition in terra incognita. *arXiv preprint arXiv:1807.04975*, 2018. 2

[5] P. P. Busto and J. Gall. Open set domain adaptation. 3

[6] R. Caruana. Multitask learning. *Machine learning*, 28(1):41–75, 1997. 2

[7] O. Chapelle, P. Shivaswamy, S. Vadrevu, K. Weinberger, Y. Zhang, and B. Tseng. Boosted multi-task learning. *Machine learning*, 85(1-2):149–173, 2011. 2

[8] G. Chen, W. Choi, X. Yu, T. Han, and M. Chandraker. Learning efficient object detection models with knowledge distillation. In *Advances in Neural Information Processing Systems*, pages 742–751, 2017. 3

[9] X. Chen and A. Gupta. An implementation of faster rcnn with study for region sampling. *arXiv preprint arXiv:1702.02138*, 2017. 5

[10] X. Chen, A. Shrivastava, and A. Gupta. Neil: Extracting visual knowledge from web data. In *Proceedings of the IEEE International Conference on Computer Vision*, pages 1409–1416, 2013. 3

[11] Y. Chen, W. Li, C. Sakaridis, D. Dai, and L. Van Gool. Domain adaptive faster r-cnn for object detection in the wild. 2, 3, 4, 5, 6, 8, 9

[12] Y. Chen, W. Li, and L. Van Gool. Road: Reality oriented adaptation for semantic segmentation of urban scenes. 3

[13] B. Cheng, Y. Wei, H. Shi, R. Feris, J. Xiong, and T. Huang. Revisiting rcnn: On awakening the classification power of faster rcnn. *arXiv preprint arXiv:1803.06799*, 2018. 2

[14] M. Cordts, M. Omran, S. Ramos, T. Rehfeld, M. Enzweiler, R. Benenson, U. Franke, S. Roth, and B. Schiele. The cityscapes dataset for semantic urban scene understanding. In *Proceedings of the IEEE conference on computer vision and pattern recognition*, pages 3213–3223, 2016. 2, 7

[15] D. Dai and L. Van Gool. Dark model adaptation: Semantic image segmentation from daytime to nighttime. *arXiv preprint arXiv:1810.02575*, 2018. 3

[16] J. Dai, Y. Li, K. He, and J. Sun. R-fcn: Object detection via region-based fully convolutional networks. In *Advances in neural information processing systems*, pages 379–387, 2016. 2

[17] J. Deng, W. Dong, R. Socher, L.-J. Li, K. Li, and L. Fei-Fei. Imagenet: A large-scale hierarchical image database. In *Computer Vision and Pattern Recognition, 2009. CVPR 2009. IEEE Conference on*, pages 248–255. Ieee, 2009. 2

[18] Y. Ganin and V. Lempitsky. Unsupervised domain adaptation by backpropagation. *arXiv preprint arXiv:1409.7495*, 2014. 3

- [19] A. Geiger, P. Lenz, C. Stiller, and R. Urtasun. Vision meets robotics: The kitti dataset. *The International Journal of Robotics Research*, 32(11):1231–1237, 2013. 8
- [20] R. Girshick. Fast r-cnn. In *Proceedings of the IEEE international conference on computer vision*, pages 1440–1448, 2015. 2
- [21] R. Girshick, J. Donahue, T. Darrell, and J. Malik. Rich feature hierarchies for accurate object detection and semantic segmentation. In *Proceedings of the IEEE conference on computer vision and pattern recognition*, pages 580–587, 2014. 2
- [22] L. K. Hansen and P. Salamon. Neural network ensembles. *IEEE transactions on pattern analysis and machine intelligence*, 12(10):993–1001, 1990. 3
- [23] H. Hattori, V. Naresh Boddeti, K. M. Kitani, and T. Kanade. Learning scene-specific pedestrian detectors without real data. In *Proceedings of the IEEE Conference on Computer Vision and Pattern Recognition*, pages 3819–3827, 2015. 3
- [24] K. He, G. Gkioxari, P. Dollár, and R. Girshick. Mask r-cnn. In *Computer Vision (ICCV), 2017 IEEE International Conference on*, pages 2980–2988. IEEE, 2017. 2
- [25] K. He, X. Zhang, S. Ren, and J. Sun. Deep residual learning for image recognition. In *Proceedings of the IEEE conference on computer vision and pattern recognition*, pages 770–778, 2016. 1
- [26] G. Hinton, O. Vinyals, and J. Dean. Distilling the knowledge in a neural network. *arXiv preprint arXiv:1503.02531*, 2015. 3
- [27] J. Huang, V. Rathod, C. Sun, M. Zhu, A. Korattikara, A. Fathi, I. Fischer, Z. Wojna, Y. Song, S. Guadarrama, et al. Speed/accuracy trade-offs for modern convolutional object detectors. 5, 7
- [28] N. Inoue, R. Furuta, T. Yamasaki, and K. Aizawa. Cross-domain weakly-supervised object detection through progressive domain adaptation. *arXiv preprint arXiv:1803.11365*, 2018. 2, 3
- [29] M. Johnson-Roberson, C. Barto, R. Mehta, S. N. Sridhar, K. Rosaen, and R. Vasudevan. Driving in the matrix: Can virtual worlds replace human-generated annotations for real world tasks? *arXiv preprint arXiv:1610.01983*, 2016. 2, 7
- [30] J. Kemnitz, C. F. Baumgartner, W. Wirth, F. Eckstein, S. K. Eder, and E. Konukoglu. Combining heterogeneously labeled datasets for training segmentation networks. In *International Workshop on Machine Learning in Medical Imaging*, pages 276–284. Springer, 2018. 3
- [31] M. Kliger and S. Fleishman. Novelty detection with gan. *arXiv preprint arXiv:1802.10560*, 2018. 3
- [32] I. Krasin, T. Duerig, N. Alldrin, V. Ferrari, S. Abu-El-Haija, A. Kuznetsova, H. Rom, J. Uijlings, S. Popov, S. Kamali, M. Mallocci, J. Pont-Tuset, A. Veit, S. Belongie, V. Gomes, A. Gupta, C. Sun, G. Chechik, D. Cai, Z. Feng, D. Narayanan, and K. Murphy. Openimages: A public dataset for large-scale multi-label and multi-class image classification. *Dataset available from <https://storage.googleapis.com/openimages/web/index.html>*, 2017. 2, 3, 6
- [33] A. Krizhevsky, I. Sutskever, and G. E. Hinton. Imagenet classification with deep convolutional neural networks. In *Advances in neural information processing systems*, pages 1097–1105, 2012. 1
- [34] H. Law and J. Deng. Cornernet: Detecting objects as paired keypoints. 2
- [35] Z. Li and D. Hoiem. Learning without forgetting. *IEEE Transactions on Pattern Analysis and Machine Intelligence*, 2017. 2
- [36] Z. Li and D. Hoiem. G-distillation: Reducing overconfident errors on novel samples. *arXiv preprint arXiv:1804.03166*, 2018. 3, 7
- [37] T.-Y. Lin, P. Goyal, R. Girshick, K. He, and P. Dollár. Focal loss for dense object detection. *arXiv preprint arXiv:1708.02002*, 2017. 2
- [38] T.-Y. Lin, M. Maire, S. Belongie, J. Hays, P. Perona, D. Ramanan, P. Dollár, and C. L. Zitnick. Microsoft coco: Common objects in context. In *European conference on computer vision*, pages 740–755. Springer, 2014. 2, 6
- [39] W. Liu, D. Anguelov, D. Erhan, C. Szegedy, S. Reed, C.-Y. Fu, and A. C. Berg. Ssd: Single shot multibox detector. In *European conference on computer vision*, pages 21–37. Springer, 2016. 2
- [40] M. Long, Y. Cao, J. Wang, and M. I. Jordan. Learning transferable features with deep adaptation networks. *arXiv preprint arXiv:1502.02791*, 2015. 3
- [41] D. Lopez-Paz, L. Bottou, B. Schölkopf, and V. Vapnik. Unifying distillation and privileged information. *arXiv preprint arXiv:1511.03643*, 2015. 3
- [42] S. Min and X. Chen. A robust deep attention network to noisy labels in semi-supervised biomedical segmentation. *arXiv preprint arXiv:1807.11719*, 2018. 3
- [43] V. Mnih and G. E. Hinton. Learning to label aerial images from noisy data. In *Proceedings of the 29th International conference on machine learning (ICML-12)*, pages 567–574, 2012. 1, 3
- [44] K. Nigam and R. Ghani. Analyzing the effectiveness and applicability of co-training. In *Proceedings of the ninth international conference on Information and knowledge management*, pages 86–93. ACM, 2000. 3
- [45] K. Oksuz, B. Cam, E. Akbas, and S. Kalkan. Localization recall precision (lrp): A new performance metric for object detection. In *European Conference on Computer Vision (ECCV)*, 2018. 6
- [46] D. P. Papadopoulos, J. R. Uijlings, F. Keller, and V. Ferrari. We don’t need no bounding-boxes: Training object class detectors using only human verification. In *Proceedings of the IEEE Conference on Computer Vision and Pattern Recognition*, pages 854–863, 2016. 3
- [47] I. Radosavovic, P. Dollár, R. Girshick, G. Gkioxari, and K. He. Data distillation: Towards omni-supervised learning. *arXiv preprint arXiv:1712.04440*, 2017. 3, 4, 6, 7, 8, 9
- [48] S. Rahman, S. Khan, and F. Porikli. Zero-shot object detection: Learning to simultaneously recognize and localize novel concepts. *arXiv preprint arXiv:1803.06049*, 2018. 3
- [49] A. Raj, V. P. Namboodiri, and T. Tuytelaars. Subspace alignment based domain adaptation for rcnn detector. *arXiv preprint arXiv:1507.05578*, 2015. 2, 3

- [50] J. Redmon and A. Farhadi. Yolo9000: better, faster, stronger. [2](#)
- [51] S. Reed, H. Lee, D. Anguelov, C. Szegedy, D. Erhan, and A. Rabinovich. Training deep neural networks on noisy labels with bootstrapping. *arXiv preprint arXiv:1412.6596*, 2014. [1](#), [3](#)
- [52] S. Ren, K. He, R. Girshick, and J. Sun. Faster r-cnn: Towards real-time object detection with region proposal networks. In *Advances in neural information processing systems*, pages 91–99, 2015. [2](#)
- [53] C. Rosenberg, M. Hebert, and H. Schneiderman. Semi-supervised self-training of object detection models. [1](#), [3](#), [7](#)
- [54] A. Rosenfeld, R. Zemel, and J. K. Tsotsos. The elephant in the room. *arXiv preprint arXiv:1808.03305*, 2018. [2](#)
- [55] K. Saito, S. Yamamoto, Y. Ushiku, and T. Harada. Open set domain adaptation by backpropagation. *arXiv preprint arXiv:1804.10427*, 2018. [3](#)
- [56] Y. Shan, W. F. Lu, and C. M. Chew. Pixel and feature level based domain adaption for object detection in autonomous driving. *arXiv preprint arXiv:1810.00345*, 2018. [2](#), [3](#), [8](#), [9](#)
- [57] A. Sharif Razavian, H. Azizpour, J. Sullivan, and S. Carlsson. Cnn features off-the-shelf: an astounding baseline for recognition. In *Proceedings of the IEEE conference on computer vision and pattern recognition workshops*, pages 806–813, 2014. [1](#)
- [58] C. Sun, A. Shrivastava, S. Singh, and A. Gupta. Revisiting unreasonable effectiveness of data in deep learning era. In *Computer Vision (ICCV), 2017 IEEE International Conference on*, pages 843–852. IEEE, 2017. [2](#)
- [59] K. Tang, V. Ramanathan, L. Fei-Fei, and D. Koller. Shifting weights: Adapting object detectors from image to video. In *Advances in Neural Information Processing Systems*, pages 638–646, 2012. [3](#)
- [60] A. Torralba, R. Fergus, and W. T. Freeman. 80 million tiny images: A large data set for nonparametric object and scene recognition. *IEEE transactions on pattern analysis and machine intelligence*, 30(11):1958–1970, 2008. [2](#)
- [61] E. Tzeng, J. Hoffman, K. Saenko, and T. Darrell. Adversarial discriminative domain adaptation. [3](#)
- [62] M. Wang and W. Deng. Deep visual domain adaptation: A survey. *Neurocomputing*, 2018. [3](#)
- [63] J. Weston, R. Collobert, F. Sinz, L. Bottou, and V. Vapnik. Inference with the universum. In *Proceedings of the 23rd international conference on Machine learning*, pages 1009–1016. ACM, 2006. [3](#)
- [64] Z. Wu, N. Bodla, B. Singh, M. Najibi, R. Chellappa, and L. S. Davis. Soft sampling for robust object detection. *arXiv preprint arXiv:1806.06986*, 2018. [1](#), [3](#)
- [65] J. Xu, S. Ramos, D. Vázquez, and A. M. López. Domain adaptation of deformable part-based models. *IEEE transactions on pattern analysis and machine intelligence*, 36(12):2367–2380, 2014. [3](#)
- [66] D. Yarowsky. Unsupervised word sense disambiguation rivaling supervised methods. In *Proceedings of the 33rd annual meeting on Association for Computational Linguistics*, pages 189–196. Association for Computational Linguistics, 1995. [3](#)
- [67] Y. Zhang, P. David, and B. Gong. Curriculum domain adaptation for semantic segmentation of urban scenes. [3](#)
- [68] S. Zheng, F. Yang, M. H. Kiapour, and R. Piramuthu. Modanet: A large-scale street fashion dataset with polygon annotations. *arXiv preprint arXiv:1807.01394*, 2018. [2](#), [6](#)
- [69] J.-Y. Zhu, T. Park, P. Isola, and A. A. Efros. Unpaired image-to-image translation using cycle-consistent adversarial networks. [4](#)