

Langevin equation for a particle in magnetic field is inconsistent with equilibrium

Hidde Derk Vuijk¹, Joseph Michael Brader², and Abhinav Sharma¹

¹ *Leibniz Institute for Polymer Research, Hohe Str. 6, 01069 Dresden, Germany*

² *University of Fribourg, Chemin du Musée 3, CH-1700 Fribourg, Switzerland*

We study the stochastic motion of a particle subject to spatially varying Lorentz force in the small-mass limit. Using existing literature on the small-mass limit of Langevin equations, we obtain the overdamped equation of motion of a Brownian particle in a spatially varying magnetic field. We show analytically that the equation is inconsistent with thermal equilibrium: unphysical steady-state fluxes are present in a bulk homogeneous system. We perform Brownian dynamics simulations of the overdamped equation of motion, measure the fluxes and show that they are in quantitative agreement with the analytical predictions. The problem of the correct overdamped equation of motion thus remains unsolved. However, the corresponding Fokker-Planck equation for the position variable is obtained by an independent route and is shown to be consistent with thermal equilibrium.

I. INTRODUCTION

The motion of a particle suspended in a solvent can be modeled using the Langevin equation approach [1]. In this approach one writes an equation of motion for a particle, in which its interaction with the other degrees of freedom of the system (solvent) is modeled in terms of a stochastic force with suitable statistical properties. For instance, in absence of hydrodynamics the dynamics of a Brownian particle of mass m can be described by the Langevin equation for its position \mathbf{r} and velocity \mathbf{v} :

$$\begin{aligned}\dot{\mathbf{r}}(t) &= \mathbf{v}(t), \\ m\dot{\mathbf{v}}(t) &= \mathbf{F}(\mathbf{r}(t)) - \gamma\mathbf{v}(t) + \sqrt{2\gamma k_B T}\boldsymbol{\xi}(t),\end{aligned}\quad (1)$$

where $\mathbf{F}(\mathbf{r})$ is an external force, γ is a friction coefficient, k_B is the Boltzmann constant and T is the temperature. The noise $\boldsymbol{\xi}(t)$ is Gaussian with zero mean and time correlation $\langle \boldsymbol{\xi}(t)\boldsymbol{\xi}^T(t') \rangle = \mathbf{1}\delta(t-t')$. The importance of the Langevin equation approach lies in its applicability to a wide class of nonequilibrium problems [2].

The velocity correlations decay on a time scale $\tau = m/\gamma$, which implies that for times $t \gg \tau$, the inertia term $m\dot{\mathbf{v}}(t)$ is negligible and can be set to zero to obtain an effective equation of motion for \mathbf{r} as

$$\gamma\dot{\mathbf{r}}(t) = \mathbf{F}(\mathbf{r}(t)) + \sqrt{2\gamma k_B T}\boldsymbol{\xi}(t). \quad (2)$$

This equation, referred to as the overdamped equation of motion, is extensively used in theoretical and computational studies of nonequilibrium problems in which the correlation time τ is much smaller than the time scale of diffusion the particle [2, 3]. This decoupling of velocity and position on time scales larger than τ makes it easier to find analytical solutions and has the advantage of significantly faster numerical computation. In fact, it has become a common practise to start with the overdamped equation of motion of the particle (Eq. (2)) as the model of the nonequilibrium system under study [4–11].

The overdamped equation of motion is generally obtained in a simple way: set the inertia term to zero in the velocity Langevin equation and rearrange to describe

the dynamics of the slow position variable. However, this procedure does not always yield the correct overdamped equation of motion, for instance when the noise is position dependent. In this case one must follow a systematic limiting procedure ($m \rightarrow 0$) of Eq. (1) to obtain the appropriate overdamped equation [12, 13]. This procedure yields an additional drift term often referred to as the noise-induced drift in the literature [11–14]. This additional drift term is absent if one simply sets $m = 0$ in the velocity Langevin equation.

Additional drift also appears in the overdamped Langevin equation when the friction coefficient is position dependent, or more precisely, when the coefficient multiplying the velocity is position dependent. [12, 13]. One particularly interesting case, which is the main focus of this paper, is that of a Brownian particle subject to Lorentz force due to spatially varying magnetic field. The Lorentz force acting on a particle can be written as an antisymmetric matrix acting on \mathbf{v} , which, when added to the friction term $-\gamma\mathbf{v}$, results in an equation with position dependent coefficient in front of \mathbf{v} . Lorentz force is distinct from other nonconservative forces (e.g. shear) which input energy to the system. Shear forces can drive a system out of equilibrium resulting in nonequilibrium steady states. This stands in contrast to Lorentz force. Although Lorentz force generates particle currents, these are purely rotational and do no work on the system, which is thus not driven out of equilibrium. Being in equilibrium, such a system has (a) a stationary density profile given by the Boltzmann distribution and (b) no fluxes.

In this paper, we show that the existing techniques do not yield the correct overdamped equation of motion for a Brownian particle in a spatially varying magnetic field. We demonstrate the inadequacy of the current state of the art by constructing a counter example. We first obtain the overdamped equation using existing methods and then show that, for a particular choice of the spatially varying magnetic field, the overdamped equation fails to satisfy the no flux condition in equilibrium and is therefore wrong. This is the main result of this paper. We calculate these unphysical fluxes analytically

from the ‘wrong’ overdamped equation, perform Brownian dynamics simulations of the overdamped equation of motion, measure the fluxes and show that they agree with the analytical predictions. The problem of the correct overdamped equation of motion thus remains unsolved. However, the corresponding Fokker-Planck equation for the position variable is obtained by an independent route and is shown to be consistent with thermal equilibrium.

The paper is organized as follows. In Sec. II, we briefly describe how the overdamped Langevin equation is obtained for a charged particle in spatially varying magnetic field. In Sec. III, we consider the special case of uniform magnetic field and demonstrate the existence of unusual curl-like fluxes. In Sec. IV, we show analytically and numerically that the overdamped equation obtained in Sec. II is inconsistent with thermal equilibrium. The Fokker-Planck equation for the position variable is derived in Sec. V. Finally we present conclusions and brief discussion in Sec. VI.

II. LANGEVIN EQUATION

We consider a single charged Brownian particle in a magnetic field $\mathbf{B}(\mathbf{r})$. The state of the particle is determined by the position vector \mathbf{r} and velocity \mathbf{v} . Omitting hydrodynamic interactions, the dynamics of the particle are described by the following Langevin equation:

$$\begin{aligned}\dot{\mathbf{r}}(t) &= \mathbf{v}(t), \\ m\dot{\mathbf{v}}(t) &= -\gamma\mathbf{v} + q\mathbf{v} \times \mathbf{B}(\mathbf{r}) + \sqrt{2\gamma k_B T} \boldsymbol{\xi}(t),\end{aligned}\quad (3)$$

where m is the mass of the particle, q is the charge, k_B is the Boltzmann constant, T is the temperature and $\boldsymbol{\xi}(t)$ is Gaussian white noise with zero mean and time correlation $\langle \boldsymbol{\xi}(t) \boldsymbol{\xi}^T(t') \rangle = \mathbf{1} \delta(t - t')$. Let \mathbf{n} be the unit vector in the direction of the magnetic field, and $B(\mathbf{r})$ be the magnitude (i.e., $\mathbf{B}(\mathbf{r}) = B(\mathbf{r})\mathbf{n}$). We define a matrix \mathbf{M} with elements given by $M_{\alpha\beta} = -\epsilon_{\alpha\beta\nu} n_\nu$, where $\epsilon_{\alpha\beta\nu}$ is the totally antisymmetric Levi-Civita symbol in three dimensions and n_ν is ν -component of \mathbf{n} for the Cartesian index ν . The Lorentz force can be written as $qB(\mathbf{r})\mathbf{M}\mathbf{v}$. One can rewrite the equation in terms of the position dependent matrix $\boldsymbol{\Gamma}(\mathbf{r}) = (\gamma\mathbf{1} + qB(\mathbf{r})\mathbf{M})$ as

$$m\dot{\mathbf{v}}(t) = -\boldsymbol{\Gamma}(\mathbf{r})\mathbf{v} + \sqrt{2\gamma k_B T} \boldsymbol{\xi}(t). \quad (4)$$

When one is only interested in the slow degree of freedom (i.e. the position of the particle), the simulations are generally performed using an overdamped equation of motion. This equation of motion is obtained by taking the small-mass limit of Eq. (4). The limiting procedure is mathematically involved and is described in detail in [12]. The additional drift term of the overdamped equation corresponding to Eq. (4) is

$$\mathbf{S}(\mathbf{r}) = \frac{k_B T}{\gamma} (\mathbf{G}(\mathbf{r}) \nabla \mathbf{G}(\mathbf{r}) - \nabla \mathbf{G}_a(\mathbf{r})), \quad (5)$$

where $\mathbf{G}_a = (\mathbf{G} - \mathbf{G}^T)/2$ is the antisymmetric part of \mathbf{G} , and $\mathbf{G} \equiv \gamma \boldsymbol{\Gamma}^{-1}$ which is

$$\mathbf{G} = \mathbf{1} - \frac{\gamma q B(\mathbf{r})}{\gamma^2 + q^2 B^2(\mathbf{r})} \mathbf{M} + \frac{q^2 B^2(\mathbf{r})}{\gamma^2 + q^2 B^2(\mathbf{r})} \mathbf{M}^2. \quad (6)$$

It is important to note that the drift term (Eq. (5)) depends on whether the overdamped equation is interpreted in Itô or Stratonovich sense [3, 14]. Equation (5) gives the additional drift in the Stratonovich interpretation of the overdamped equation which is given as

$$\dot{\mathbf{r}}(t) = \frac{k_B T}{\gamma} (\mathbf{G}(\mathbf{r}) \nabla \mathbf{G}(\mathbf{r}) - \nabla \mathbf{G}_a(\mathbf{r})) + \sqrt{\frac{2k_B T}{\gamma}} \mathbf{G}(\mathbf{r}) \boldsymbol{\xi}(t). \quad (7)$$

The small-mass limit of the Langevin Eq. (4) involves a subtle limiting procedure which may be appreciated by noting that (a) the integration of Langevin Eq. (4) is independent of the interpretation (Itô or Stratonovich) whereas that of the overdamped equation (7) is not and (b) the term $\nabla \mathbf{G}_a(\mathbf{r})$ cannot be eliminated by choosing a different integration calculus; that is, this term is independent of the sense in which the overdamped equation is interpreted.

The following conventions are followed throughout the article: ∂_α stands for $\partial/\partial r_\alpha$, where r_α is the α -component of \mathbf{r} . The α -component of $\nabla \mathbf{G}$ is given as $(\nabla \mathbf{G})_\alpha = \partial_\beta G_{\beta\alpha}$, where repeated index is summed over. Similarly $(\mathbf{G} \nabla \mathbf{G})_\alpha = G_{\alpha\nu} \partial_\beta G_{\beta\nu}$.

III. UNIFORM MAGNETIC FIELD

We first consider the case of uniform magnetic field. The overdamped Langevin equation can be obtained from Eq. (7) by setting $\nabla \mathbf{G} = 0$ as

$$\dot{\mathbf{r}}(t) = \sqrt{\frac{2k_B T}{\gamma}} \mathbf{G} \boldsymbol{\xi}(t). \quad (8)$$

In a recent study [15], the authors demonstrated that this equation is incorrect. The authors first calculated the noise correlation matrix from the Langevin equation (3) for a finite mass m and then took the small-mass limit to obtain the correlation matrix of the noise in the overdamped equation. The authors elegantly demonstrated the surprising result that the noise appearing in the overdamped equation of motion is a nonwhite Gaussian noise.

It was also shown in Ref. [15] that the flux $\mathbf{J}(\mathbf{r}, t)$, obtained from the correct overdamped equation, is

$$\mathbf{J}(\mathbf{r}, t) = -\frac{k_B T}{\gamma} \mathbf{G} \nabla Q(\mathbf{r}, t), \quad (9)$$

where $Q(\mathbf{r}, t)$ is the probability density. This flux is unusual because the matrix \mathbf{G} cannot be interpreted as the diffusion matrix: it is not symmetric whereas a diffusion

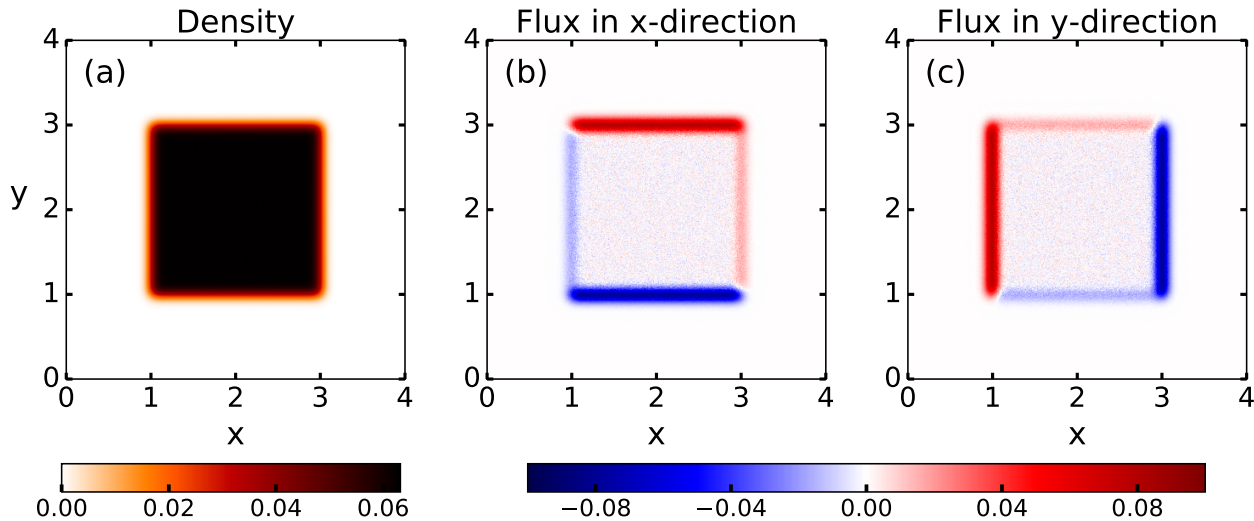


FIG. 1. (a) Density distribution at time $t = 0.05$ calculated by numerically integrating Eq. (3) with $m = 2 \times 10^{-3}$ and $\mathbf{B} = 5\hat{z}$. At time $t = 0$, particles are uniformly distributed in the region with $1 \leq x, y \leq 3$. At $t = 0.05$ density gradients exist only near the edges of the square region. (b) Flux in the x -direction. (c) Flux in the y -direction. Fluxes exist where the density gradient is large. The diffusive flux is parallel to the density gradient; the curl flux is perpendicular to the density gradient. The curl flux is along the edges of the region. This flux is divergence free and does not contribute to the time evolution of the density.

matrix is always symmetric. The flux can be written as sum of two terms: $\mathbf{G}_s \nabla Q(t)$, which we call the diffusive flux determined by the symmetric part $\mathbf{G}_s = (\mathbf{G} + \mathbf{G}^T)/2$ of \mathbf{G} and $\mathbf{G}_a \nabla Q(t)$, which we refer to as the curl flux determined by the antisymmetric part of \mathbf{G} . We note that Eq. (8) cannot give rise to curl flux.

In Ref. [15], the authors showed that the unusual flux is a consequence of the nonwhite noise that appears in the overdamped equation. They studied how the nonwhite noise impacts dissipation in a system subject to nonconservative force that couples to the position. However, a direct demonstration of these fluxes was not presented. We show below that the curl flux can be measured in numerical simulations by starting with a nonequilibrium density distribution and measuring the fluxes, which arise from the density gradient. Ideally, this would be done using the correct overdamped equation; however, at present it is not known how to generate the nonwhite noise that appears in this equation [15]. Therefore, we demonstrate the presence of curl flux by numerically integrating the Langevin equation (3) with a small mass. We consider noninteracting particles that are initially uniformly distributed in the region $1 \leq x, y \leq 3$ with $z = 0$. We then numerically integrate the Langevin equation (3) with mass $m = 2 \times 10^{-3}$, $\mathbf{B} = 5\hat{z}$, and integration step $dt = 5 \times 10^{-6}$. Throughout the article we have used $k_B T = 1$, $\gamma = 1$, and $q = 1$. The density distribution and flux are shown in Fig. 1 at time $t = 0.05$. The velocity autocorrelation time, $m/\gamma = 2 \times 10^{-3}$, is much shorter than this time. As can be seen in Fig. 1 (a), density distribution becomes nonzero in the neighbourhood of the square region. The change in the distribution is

due to the diffusive flux of the particles which is perpendicular to the edges of the square region. In addition to the diffusive flux there is also curl flux, which is shown in Figs. 1 (b) and (c). This flux, which is along the edges of the square region, is divergence free and therefore does not influence the time evolution of the density.

That the flux has a curl like component has also been reported in Refs. [16, 17]. However, the flux has been obtained following the Fokker-Planck approach (shown below in Sec. V) which does not require the overdamped Langevin equation. This is perhaps the reason that the inadequacy of the overdamped Langevin equation (Eq. (7)) has remained unnoticed.

IV. INHOMOGENEOUS MAGNETIC FIELD

The overdamped motion of a charged particle in an inhomogeneous magnetic field has been studied in the past [12, 18, 19]. We show below that in contrast to a uniform magnetic field, the inadequacy of the overdamped Langevin Eq. (7) is strikingly evident in the case of an inhomogeneous magnetic field. We take the following approach: we compare the trajectory of the particle obtained from Eq. (3) with a small mass to the trajectory obtained from integrating Eq. (7). With decreasing mass the trajectories should converge. Figure 2 shows trajectories obtained from (3) with different masses and a trajectory obtained from Eq. (7), with magnetic field $\mathbf{B} = 8 \sin(2\pi y/L)\hat{z}$, where L is the size of the simulation box. We apply periodic boundary conditions in all directions. As can be seen in the Fig. 2, the trajectory from

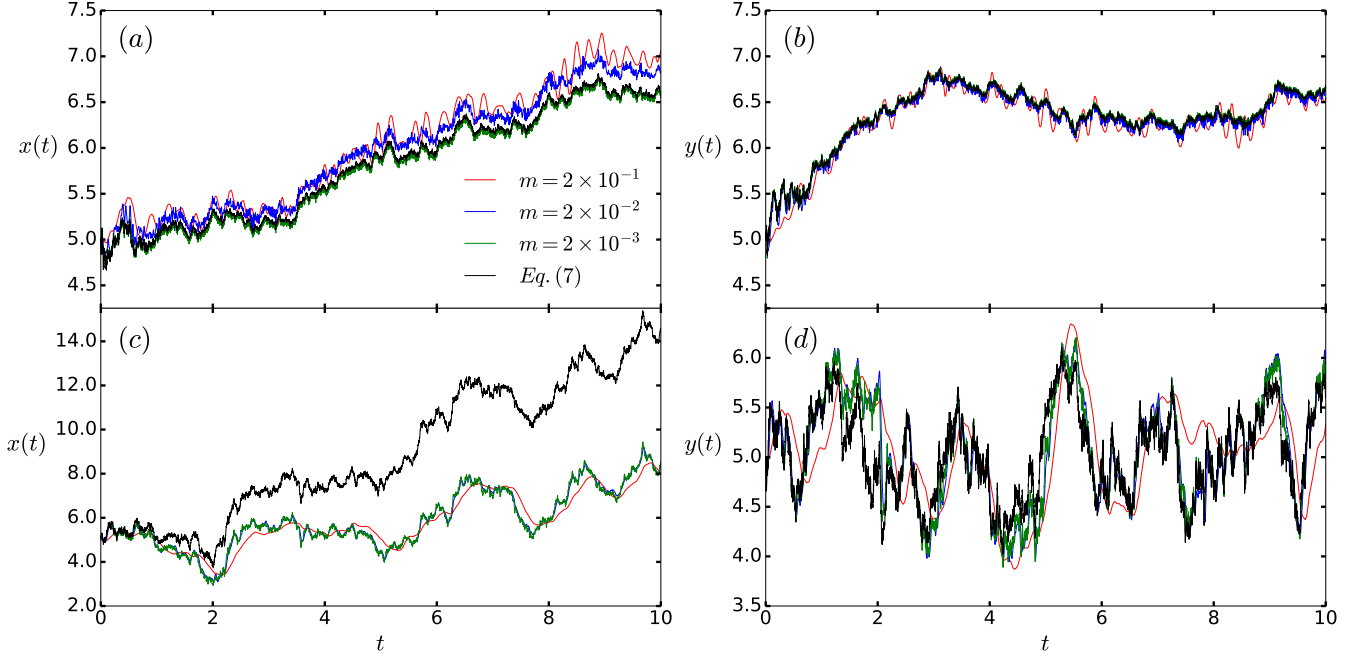


FIG. 2. The x and y coordinates as a function of time calculated from Eq. (3) for different masses (red, blue, and green curves) and from the overdamped equation (7) (black curve). (a, b) The particle starts at $x = y = z = 5$ and the magnetic field is $\mathbf{B} = 5 \sin(\pi y/5) \hat{\mathbf{z}}$. The trajectories calculated from Eq. (3) converge with the trajectory of the overdamped equation as the mass is decreased. (c, d) The particle starts at $x = y = z = 5$ and the magnetic field is $1.6(y - 5)$. In addition, there is a harmonic potential $(y - 5)^2$. The x -trajectories from Eq. (3) do not converge with the trajectory of the overdamped equation (7) with decreasing mass. Since the magnetic field points in the z -direction, only the dynamics in the x - y plane are affected by the Lorentz force.

Eq. (3) seems to converge on the trajectory from Eq. (7) with decreasing mass.

Past studies have also relied on the comparison of trajectories to establish the accuracy of the overdamped Langevin equation of motion [13, 17, 20]. This would seem to be a perfectly reasonable approach to establish the validity of the overdamped equation. If the two trajectories are matching, the overdamped equation of motion is accurately capturing the dynamics of the position of the particle. However, despite the matching trajectories, the two equations yield different particle fluxes in steady state. The flux obtained from the Langevin equation (3) with a small mass is identically zero at every spatial location; however, the flux obtained from the overdamped Langevin equation is nonzero in steady state; see Fig. 3. From an equilibrium thermodynamics standpoint, the steady state should be characterized by a Boltzmann probability density with no net fluxes. The Langevin equation (3) is consistent with thermodynamic equilibrium whereas the overdamped equation (7) is not.

The steady state flux can be obtained analytically by evaluating

$$\bar{\mathbf{J}}(\mathbf{r}, t) = \left\langle \dot{\mathbf{r}}(t) \delta^{(3)}(\mathbf{r}(t) - \mathbf{r}) \right\rangle, \quad (10)$$

where $\mathbf{r}(t)$ is the position of the particle at time t and $\dot{\mathbf{r}}(t)$ is the velocity, which is given by Eq. (7). In order to

avoid any confusion, we clarify that $\mathbf{r}(t)$ is denoting the position of the particle and \mathbf{r} is the position in space at which the flux is calculated. The flux can be calculated by substituting Eq. (7) for $\dot{\mathbf{r}}(t)$ in Eq. (10). The term containing $\langle \xi(t) \delta^{(3)}(\mathbf{r}(t) - \mathbf{r}) \rangle$ can be evaluated using the Novikov identity [21]

$$\langle \xi_\alpha(t) \mathbf{R}[\boldsymbol{\xi}] \rangle = \int ds \langle \xi_\alpha(t) \xi_\beta(s) \rangle \left\langle \frac{\delta \mathbf{R}[\boldsymbol{\xi}]}{\delta \xi_\beta(s)} \right\rangle, \quad (11)$$

where $\boldsymbol{\xi}$ is Gaussian noise, α, β denote the x, y or z component, and $\mathbf{R}[\boldsymbol{\xi}]$ is a functional of the noise. The details of the calculation are shown in the appendix A. The final expression for the flux is

$$\bar{\mathbf{J}}(\mathbf{r}, t) = -\frac{k_B T}{\gamma} (\nabla \mathbf{G}_a(\mathbf{r}) \bar{Q}(\mathbf{r}, t) + \mathbf{G}_s(\mathbf{r}) \nabla \bar{Q}(\mathbf{r}, t)), \quad (12)$$

where $\bar{Q}(\mathbf{r}, t)$ is the probability density of the particle corresponding to the equation (7). The second term in the expression for the flux is a diffusive flux with the position-dependent diffusion coefficient $k_B T \mathbf{G}_s$, where we have used $\mathbf{G}_s = \mathbf{G} \mathbf{G}^T$. We consider the long time limit in which the probability density is homogeneously distributed implying that the diffusive flux is identically zero. It follows from Eq. (12) that for the particular choice of the magnetic field there should be a flux in the

x -direction and no fluxes in the other directions. The x -component of the flux, obtained from Eq. (12), is

$$\bar{J}_x(y) = \rho_b k_B T \frac{\partial B}{\partial y} \frac{\gamma^2 - (qB)^2}{(\gamma^2 + (qB)^2)^2}, \quad (13)$$

where ρ_b is the bulk probability density. Clearly, the numerically obtained flux is in excellent agreement with the analytical prediction (see Fig. 3).

Since there cannot be fluxes in an equilibrium system, we conclude that the overdamped Langevin equation is not the correct small-mass limit of Eq. (3). This is at odds with the convergence of the two trajectories from Eqs. (3) and (7) and in fact quite a severe inconsistency; how is it possible that the trajectories match but not the fluxes? As it turns out, despite the agreement, there is a subtle difference between the two trajectories which becomes apparent on considering how flux is calculated in a numerical simulation of Eq. (7). Numerically the flux can be calculated in two ways: (a) The flux is obtained by averaging the number of crossings a particle makes per unit area per unit time. (b) The flux is obtained by averaging the sum of displacements of the particle at a given location. The flux calculated from both methods yield the same results as shown in Fig. 3. The second method makes it evident that a finite flux from the overdamped equation (7) arises because the x -displacements are different from those from the Langevin Eq. (3) with small mass and that the difference persists in the small-mass limit. To be more precise, the x -displacements obtained from Eq. (7) are correlated with the y -position of the particle giving rise to flux in the x -direction. This flux does not vary along the x -direction. Due to the y -periodic magnetic field the net x -displacement at a given x -location is zero.

It follows from above that comparison of trajectories obtained from overdamped (Eq. (7)) and small-mass Langevin equation (Eq. (3)) cannot be used to judge the accuracy of the overdamped equation. Moreover, such a comparison can be particularly misleading when periodic boundary conditions are employed. This can be understood as follows: consider that the magnetic field is linearly varying in the y -direction. By including a harmonic potential centred at an arbitrary y -location, we avoid the problem of particle escaping into regions with extremely high magnetic field. In such an aperiodic system, the two x -trajectories from the overdamped equation (7) and small-mass Langevin equation (3) do not converge as shown in Fig. 2(c). This example clearly demonstrates that Eq. (7) is not the correct small-mass limit of Eq. (3).

Since the uniform magnetic field in Sec. III is a special limit of the inhomogeneous magnetic field, we believe that nonwhite noise would also emerge in the case of spatially varying magnetic field. It would be ideal to obtain the correlation matrix of the noise for a spatially varying magnetic field following the same approach as in [15]. However, at present our efforts have not been successful.

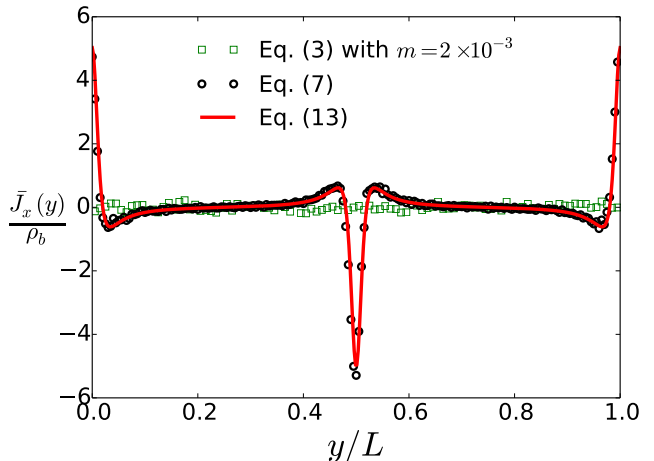


FIG. 3. Steady state flux in the x -direction as a function of y calculated from Eq. (3) (open squares) with $m = 2 \times 10^{-3}$, from the overdamped equation (7) (open circles), and from Eq. (13) (red curve). The magnetic field is $\mathbf{B} = 8 \sin(\pi y/5) \hat{\mathbf{z}}$. The flux is calculated using two different ways: (a) averaging the number of crossings a particle makes per unit area per unit time and (b) averaging the sum of displacements of the particle per unit time. Both methods yield the same results. The flux from the Langevin equation (3) is identically zero and the probability density is uniform. The overdamped equation violates the equilibrium condition of zero flux. The x and y components of flux are identically zero (not shown).

V. FOKKER PLANCK EQUATION

If the overdamped equation of motion is known, the corresponding Fokker-Planck equation can be derived using standard methods [3]. However, even if the overdamped equation is not known, as is the case in this paper, the Fokker-Planck equation can still be obtained by an independent route. The derivation, using the method described in Ref. [22], is presented in the appendix B. Below we present only the main results of the calculation. The Fokker-Planck equation for the probability density, $Q(\mathbf{r}, t)$, is obtained as

$$\frac{\partial}{\partial t} Q(\mathbf{r}, t) = -\frac{k_B T}{\gamma} \nabla \cdot (\mathbf{G}(\mathbf{r}) \nabla Q(\mathbf{r}, t)). \quad (14)$$

The method also yields the following expression for the flux $\mathbf{J}(\mathbf{r}, t)$ in the small-mass limit:

$$\mathbf{J}(\mathbf{r}, t) = -\frac{k_B T}{\gamma} \mathbf{G}(\mathbf{r}) \nabla Q(\mathbf{r}, t). \quad (15)$$

Note that the flux has exactly the same form as in Eq. (9) but with position dependent \mathbf{G} . It may seem that one can read off the expression for flux from Eq. (14) by casting the Fokker-Planck equation in the form of a continuity equation $\partial Q / \partial t + \nabla \cdot \mathbf{J} = 0$. Though this approach yields the correct flux in most of the cases, there can be exceptions where it would not work. For instance if

the flux has a constant divergence-free part, which would leave the Fokker-Planck equation unchanged, one cannot uniquely determine the flux from the Fokker-Planck equation alone. This is clearly seen in the case of uniform magnetic field: the Fokker-Planck equation, which is given as $\partial Q/\partial t = k_B T/\gamma \nabla \cdot (\mathbf{G}_s \nabla Q)$, remains unchanged due to the divergence-free flux $\mathbf{G}_a \nabla Q(\mathbf{r}, t)$ (see Fig. 1).

The steady state density distribution can be obtained from Eq. (14) as $\nabla_{\mathbf{r}} Q(t) = 0$ which corresponds to a uniform distribution. Consistent with thermal equilibrium, the flux in Eq. (15) is identically zero for a uniformly distributed density.

It is interesting to note that the Fokker-Planck equation corresponding to the wrong overdamped equation (7) is the same as Eq. (14). This can be easily shown by taking the divergence of the flux in Eq. (12). Whereas the density distribution in the steady state is the same as from Eq. (14), the presence of fluxes (See Fig. 3) clearly violates thermal equilibrium.

VI. DISCUSSION AND CONCLUSIONS

In this paper we studied the motion of a Brownian particle subject to Lorentz force in the small-mass limit. We specifically considered the case in which the Lorentz force is position dependent; that is, the applied magnetic field is spatially varying. Spatially varying Lorentz force manifests itself as a position dependent coefficient in the Langevin equation for the velocity variable. One cannot then simply set the mass of the particle to zero to obtain the overdamped equation of motion [12]. When the coefficient multiplying the velocity is position dependent, the small-mass limit of the Langevin equation yields an overdamped equation of motion which has an additional drift term that depends on the gradient of the coefficient. Using existing techniques, we obtained the overdamped Langevin equation of motion of the particle with the additional drift term. We obtained the position of the particle in time using the overdamped equation of motion and compared that with the trajectory obtained from the original Langevin equation for position and velocity in the limit of small mass. We found that the trajectories are in very good agreement with each other. Despite the agreement, we concluded that the overdamped Langevin equation is fundamentally incorrect. We demonstrated the inadequacy by showing that there exist unphysical fluxes in the steady state of the overdamped Langevin equation.

Even though the correct overdamped equation of motion is lacking, the Fokker-Planck equation for the position variable can be obtained by an independent route. The flux entering the Fokker-Planck equation (Eq. (14)) is unusual in the sense that a density gradient gives rise not only to a flux parallel to it (diffusive) but also perpendicular to it (curl like). The unusual form of the flux in Eq. (15) was most recently reported in Ref. [15] in which

the authors obtained the (correct) overdamped Langevin equation of motion for a Brownian particle in a uniform magnetic field. The authors elegantly demonstrated that this equation has nonwhite noise whose correlation matrix has antisymmetric components. Unfortunately, it is presently not known how to generate such a noise process. We have not been successful to obtain the correlation matrix of the noise in the case of spatially varying magnetic field.

Although the unusual form of flux has been previously reported, an unambiguous demonstration of such a flux using numerical simulations has been lacking. By numerically integrating the Langevin Eq. (3) with a small mass, we measured the flux directly and confirmed the theoretical predictions. When the magnetic field is uniform, the curl flux is divergence free and does not have any effect on the time evolution of the probability distribution. In this case, the dynamics of the density evolution are described by a Fokker-Planck equation with a symmetric diffusion tensor. However, in a spatially varying magnetic field, the curl flux is not divergence free. This implies that the dynamics of density evolution depend on both diffusive flux and curl flux and cannot be described by a Fokker-Planck equation with a space dependent diffusion tensor (Eq. (14)).

The Fokker-Planck equation often serves as the starting point for theoretical description of nonequilibrium problems such as spinodal decomposition [23, 24], linear response [7, 10, 25], and first passage time problems [11]. It will be very interesting to investigate how the presence of these unusual curl like fluxes affects the dynamics of these phenomena.

APPENDIX A: CALCULATION OF FLUX

Here we calculate the flux resulting from the overdamped equation of motion (7) using the Novikov relation [21]. We denote the position of the particle at time t as $\mathbf{r}(t)$ to distinguish it from the spatial position \mathbf{r} at which we calculate the flux. The Stratonovich stochastic differential equation for the position $\mathbf{r}(t)$ is given as (Eq. (7))

$$\dot{\mathbf{r}}(t) = \frac{k_B T}{\gamma} (\mathbf{G} \nabla \mathbf{G} - \nabla \mathbf{G}_a) + \sqrt{\frac{2k_B T}{\gamma}} \mathbf{G}(\mathbf{r}(t)) \boldsymbol{\xi}(t). \quad (16)$$

The flux is calculated using $\bar{\mathbf{J}}(\mathbf{r}, t) = \langle \dot{\mathbf{r}}(t) \delta^{(3)}(\mathbf{r}(t) - \mathbf{r}) \rangle = \bar{\mathbf{J}}^{(1)}(\mathbf{r}) + \bar{\mathbf{J}}^{(2)}(\mathbf{r})$, where $\bar{\mathbf{J}}^{(1)}$ is the contribution to the flux from the deterministic part of the equation for $\dot{\mathbf{r}}(t)$ and $\bar{\mathbf{J}}^{(2)}$ from the stochastic part. $\bar{\mathbf{J}}^{(1)}$ can be calculated in a straightforward fashion

as

$$\begin{aligned} \mathbf{J}^{(1)}(\mathbf{r}) &= \frac{k_B T}{\gamma} \left\langle (\mathbf{G}(\mathbf{r}(t)) \nabla \mathbf{G}(\mathbf{r}(t)) - \nabla \mathbf{G}_a(\mathbf{r}(t))) \delta^{(3)}(\mathbf{r}(t) - \mathbf{r}) \right\rangle \\ &= \frac{k_B T}{\gamma} (\mathbf{G}(\mathbf{r}) \nabla \mathbf{G}(\mathbf{r}) - \nabla \mathbf{G}_a(\mathbf{r})) \bar{Q}(\mathbf{r}, t), \end{aligned} \quad (17)$$

where $\bar{Q}(\mathbf{r}, t) = \langle \delta^{(3)}(\mathbf{r}(t) - \mathbf{r}) \rangle$ is the probability density at \mathbf{r} .

The calculation of $\bar{\mathbf{J}}^{(2)}$ uses the Novikov relation and is presented below. In the derivation below we have used the following [26]:

$$\frac{\delta}{\delta \xi_\alpha(t)} \int_0^t ds G_{\nu\beta}(\mathbf{r}(s)) \xi_\beta(s) = \frac{1}{2} G_{\nu\alpha}(\mathbf{r}(t)). \quad (18)$$

We calculate the flux component wise. The α -component of the flux $\bar{\mathbf{J}}^{(2)}$ can be written as

$$\begin{aligned} \bar{J}_\alpha^{(2)}(\mathbf{r}, t) &= \sqrt{\frac{2k_B T}{\gamma}} \left\langle G_{\alpha\beta}(\mathbf{r}(t)) \xi_\beta(t) \delta^{(3)}(\mathbf{r}(t) - \mathbf{r}) \right\rangle \\ &= \sqrt{\frac{2k_B T}{\gamma}} \left\langle \frac{\delta}{\delta \xi_\beta(t)} \left(G_{\alpha\beta}(\mathbf{r}(t)) \delta^{(3)}(\mathbf{r}(t) - \mathbf{r}) \right) \right\rangle \\ &= \sqrt{\frac{2k_B T}{\gamma}} \left\langle \frac{\delta r_\nu(t)}{\delta \xi_\beta(t)} \frac{\partial}{\partial r_\nu(t)} \left(G_{\alpha\beta}(\mathbf{r}(t)) \delta^{(3)}(\mathbf{r}(t) - \mathbf{r}) \right) \right\rangle \\ &= \frac{k_B T}{\gamma} \left\langle G_{\nu\beta}(\mathbf{r}(t)) \left(\delta^{(3)}(\mathbf{r}(t) - \mathbf{r}) \frac{\partial}{\partial r_\nu(t)} G_{\alpha\beta}(\mathbf{r}(t)) + G_{\alpha\beta}(\mathbf{r}(t)) \frac{\partial}{\partial r_\nu(t)} \delta^{(3)}(\mathbf{r}(t) - \mathbf{r}) \right) \right\rangle \\ &= \frac{k_B T}{\gamma} [(G_{\nu\beta}(\mathbf{r}) \partial_\nu G_{\alpha\beta}(\mathbf{r})) \bar{Q}(\mathbf{r}, t) - \partial_\nu (G_{\nu\beta}(\mathbf{r}) G_{\alpha\beta}(\mathbf{r})) \bar{Q}(\mathbf{r}, t)] \\ &= -\frac{k_B T}{\gamma} [(G_{\alpha\beta}(\mathbf{r}) \partial_\nu G_{\nu\beta}(\mathbf{r})) \bar{Q}(\mathbf{r}, t) + G_{\alpha\beta}(\mathbf{r}) G_{\nu\beta}(\mathbf{r}) \partial_\nu \bar{Q}(\mathbf{r}, t)] \end{aligned} \quad (19)$$

where Eq. (18) is used in the fourth step of the derivation. Equation (19) can be cast in vector notation as

$$\bar{\mathbf{J}}^{(2)}(\mathbf{r}, t) = -\frac{k_B T}{\gamma} [(\mathbf{G}(\mathbf{r}) \nabla \mathbf{G}(\mathbf{r})) \bar{Q}(\mathbf{r}, t) + \mathbf{G}_s(\mathbf{r}) \nabla \bar{Q}(\mathbf{r}, t)] \quad (20)$$

Adding Eqs. (17) and (19), we get

$$\bar{\mathbf{J}}(\mathbf{r}, t) = -\frac{k_B T}{\gamma} (\nabla \mathbf{G}_a(\mathbf{r}) \bar{Q}(\mathbf{r}, t) + \mathbf{G}_s(\mathbf{r}) \nabla \bar{Q}(\mathbf{r}, t)), \quad (21)$$

APPENDIX B: FOKKER-PLANCK DERIVATION

It follows exactly from the Langevin equation (3) that the probability distribution $P(t) \equiv P(\mathbf{r}, \mathbf{v}, t)$ evolves in time according to [3]

$$\frac{\partial}{\partial t} P(t) = (L_{rev} + L_{irr}) P(t), \quad (22)$$

where the time-evolution operator has been split up in a reversible part

$$L_{rev} P(t) = -\mathbf{v} \cdot \nabla_{\mathbf{r}} P(t) + \frac{q}{m} B(\mathbf{r}) \nabla_{\mathbf{v}} \cdot [\mathbf{M} \mathbf{v} P(t)] \quad (23)$$

and an irreversible part

$$L_{irr} P(t) = \frac{\gamma}{m} \nabla_{\mathbf{v}} \cdot \left[\mathbf{v} P(t) + \frac{k_B T}{m} \nabla_{\mathbf{v}} P(t) \right]. \quad (24)$$

To derive the Fokker-Planck equation for the position of the particle, we follow the method described in Ref. [15, 22]. We first recast Fokker-Planck equation equation (22) as

$$\frac{\partial}{\partial t} \bar{P}(t) = (\bar{L}_{rev} + \bar{L}_{irr}) \bar{P}(t), \quad (25)$$

where

$$\bar{P}(t) = P(t) R(\mathbf{v})^{-1/2} \quad (26)$$

and

$$\bar{L} = R(\mathbf{v})^{-1/2} L R(\mathbf{v})^{1/2}, \quad (27)$$

where L can be either of the operators in Eq. (22), and

$$R(\mathbf{v}) = \left(\frac{m}{2\pi k_B T} \right)^{3/2} e^{-\frac{m}{2k_B T} \mathbf{v}^2} \quad (28)$$

is the solution to $L_{irr}R(\mathbf{v}) = 0$, normalized such that the integral over \mathbf{v} is one. The transformed operators are

$$\bar{L}_{irr} = -\frac{\gamma}{m}\mathbf{b}^\dagger \cdot \mathbf{b}, \quad (29)$$

$$\bar{L}_{rev} = -\frac{k_B T}{m}\nabla_{\mathbf{r}} \cdot (\mathbf{b}^\dagger + \mathbf{b}) + \frac{q}{m}\mathbf{B}(\mathbf{r}) \cdot (\mathbf{b}^\dagger \times \mathbf{b}), \quad (30)$$

where

$$\mathbf{b} = \sqrt{\frac{k_B T}{m}}\nabla_{\mathbf{v}} + \frac{1}{2}\sqrt{\frac{m}{k_B T}}\mathbf{v}, \quad (31)$$

$$\mathbf{b}^\dagger = -\sqrt{\frac{k_B T}{m}}\nabla_{\mathbf{v}} + \frac{1}{2}\sqrt{\frac{m}{k_B T}}\mathbf{v}. \quad (32)$$

The eigenfunctions of the operator $b_\alpha^\dagger b_\alpha$, where α is either x, y or z , are

$$\psi_0(v_\alpha) = \left(\frac{m}{2\pi k_B T}\right)^{1/4} e^{-\frac{m}{4k_B T}v_\alpha^2}, \quad (33)$$

and

$$\psi_n(v_\alpha) = \frac{\psi_0(v_\alpha)}{\sqrt{n!2^n}} H_n\left(\sqrt{\frac{m}{2k_B T}}v_\alpha\right), \quad (34)$$

where H_n are Hermite polynomials. The operators b_α^\dagger and b_α are the raising and lowering operators of the eigenfunctions: $b_\alpha^\dagger \psi_n(v_\alpha) = \sqrt{n+1}\psi_{n+1}(v_\alpha)$ and $b_\alpha \psi_n(v_\alpha) = \sqrt{n}\psi_{n-1}(v_\alpha)$. The eigenfunctions are orthonormal,

$$\int_{-\infty}^{\infty} dx \psi_n(x) \psi_m(x) = \delta_{n,m}, \quad (35)$$

and can be used to expand $\bar{P}(t)$:

$$\bar{P}(t) = \sum_{n_x, n_y, n_z=0}^{\infty} c_{n_x, n_y, n_z} \psi_{n_x}(v_x) \psi_{n_y}(v_y) \psi_{n_z}(v_z), \quad (36)$$

where $c_{n_x, n_y, n_z} = c_{n_x, n_y, n_z}(\mathbf{r}, \mathbf{p}, t)$.

Without loss of generality, the magnetic field is oriented along the z direction and $\mathbf{B}(\mathbf{r}) = B(\mathbf{r})\hat{\mathbf{z}}$. Equation (25) together with the orthonormality of the eigenfunctions yields an hierarchy of equations for the functions c_{n_x, n_y, n_z} called a Brinkman hierarchy [27]:

$$\begin{aligned} \frac{\partial}{\partial t} c_{n_x, n_y, n_z} = & -\frac{\gamma}{m} c_{n_x, n_y, n_z} (n_x + n_y + n_z) - \mathbf{D} \cdot \begin{bmatrix} \sqrt{n_x+1} c_{n_x+1, n_y, n_z} \\ \sqrt{n_y+1} c_{n_x, n_y+1, n_z} \\ \sqrt{n_z+1} c_{n_x, n_y, n_z+1} \end{bmatrix} - \mathbf{D} \cdot \begin{bmatrix} \sqrt{n_x} c_{n_x-1, n_y, n_z} \\ \sqrt{n_y} c_{n_x, n_y-1, n_z} \\ \sqrt{n_z} c_{n_x, n_y, n_z-1} \end{bmatrix} \\ & + \frac{qB(\mathbf{r})}{m} \sqrt{n_x(n_y+1)} c_{n_x-1, n_y+1, n_z} - \frac{qB(\mathbf{r})}{m} \sqrt{(n_x+1)n_y} c_{n_x+1, n_y-1, n_z}, \end{aligned} \quad (37)$$

where $\mathbf{D} = \sqrt{\frac{k_B T}{m}}\nabla$.

The probability density for the position and orientation, $Q(t) \equiv Q(\mathbf{r}, t)$, is given by the first expansion coefficient:

$$\begin{aligned} Q(t) &= \int d\mathbf{v} P(t) \\ &= \int d\mathbf{v} \bar{P}(t) \psi_0(v_x) \psi_0(v_y) \psi_0(v_z) \\ &= c_{0,0,0}. \end{aligned} \quad (38)$$

The order of the coefficient functions $c_{n_x, n_y, n_z} = \mathcal{O}(m^{\frac{1}{2}(n_x+n_y+n_z)})$ and up to leading order in m , $\partial_t c_{n_x, n_y, n_z} = 0$ for $n_x + n_y + n_z > 0$. Up to leading order in m Eq. (37) is closed and can now be written as

$$\frac{\partial}{\partial t} c_{0,0,0} = -\sqrt{\frac{k_B T}{m}}\nabla \cdot \mathbf{c}_1, \quad (39)$$

and

$$\Gamma \mathbf{c}_1 = -\sqrt{mk_B T} \nabla c_{0,0,0}, \quad (40)$$

where

$$\mathbf{c}_1 = \begin{bmatrix} c_{1,0,0} \\ c_{0,1,0} \\ c_{0,0,1} \end{bmatrix} \text{ and } \Gamma = \begin{bmatrix} \gamma & -qB(\mathbf{r}) & 0 \\ qB(\mathbf{r}) & \gamma & 0 \\ 0 & 0 & \gamma \end{bmatrix}.$$

The matrix Γ is the sum of $\gamma \mathbf{1}$ and the cross product with $\mathbf{B}(\mathbf{r})$, where in this case $\mathbf{B}(\mathbf{r}) = B(\mathbf{r})\hat{\mathbf{z}}$. In the general case of magnetic field as $\mathbf{B}(\mathbf{r}) = B(\mathbf{r})\mathbf{n}$ where \mathbf{n} is a unit vector, the friction matrix is given as $\Gamma(\mathbf{r}) = (\gamma \mathbf{1} + qB(\mathbf{r})\mathbf{M})$. The elements of the matrix \mathbf{M} are given as $M_{\alpha\beta} = -\epsilon_{\alpha\beta\nu} n_\nu$, where $\epsilon_{\alpha\beta\nu}$ is the totally antisymmetric Levi-Civita symbol in three dimensions and n_ν is ν -component of \mathbf{n} for the Cartesian index ν .

The flux in position space is

$$\mathbf{J}(\mathbf{r}, t) = \int d\mathbf{v} \mathbf{v} P(\mathbf{r}, \mathbf{v}, t) \quad (41)$$

which can be calculated by using Eq. (36) and is

$$v_\alpha \psi_0(v_\alpha) = \sqrt{\frac{T}{m}} \psi_1(v_\alpha):$$

$$\begin{aligned} \mathbf{J}(\mathbf{r}, t) &= \sqrt{\frac{k_B T}{m}} \mathbf{c}_1(\mathbf{r}, t) \\ &= -k_B T \Gamma^{-1} \nabla Q(t) \end{aligned} \quad (42)$$

$$\begin{aligned} \frac{\partial}{\partial t} Q(t) &= -\nabla \cdot \mathbf{J}(\mathbf{r}, t) \\ &= -k_B T \nabla \cdot (\Gamma^{-1} \nabla Q(t)), \end{aligned} \quad (43)$$

So the equation for the probability density $Q(t) \equiv Q(\mathbf{r}, t)$ where $\Gamma^{-1}(\mathbf{r})$ is given by Eq. (6).

-
- [1] P. Langevin, *Compt. Rendus* **146**, 530 (1908).
 - [2] V. Balakrishnan, *Elements of nonequilibrium statistical mechanics* (Ane Books, 2008).
 - [3] C. Gardiner, *Stochastic methods*, 4th ed. (springer Berlin, 2009) Chap. 4.
 - [4] J. M. Brader and M. Krüger, *Molecular Physics* **109**, 1029 (2011).
 - [5] M. E. Cates and J. Tailleur, *Epl* **101**, 1 (2013).
 - [6] T. F. Farage, P. Krinninger, and J. M. Brader, *Physical Review E* **91**, 1 (2015).
 - [7] A. Sharma and J. M. Brader, *Journal of Chemical Physics* **145**, 161101 (2016).
 - [8] J. Stenhammar, R. Wittkowski, D. Marenduzzo, and M. E. Cates, *Science Advances* **2**, 1 (2016).
 - [9] A. Sharma, R. Wittmann, and J. M. Brader, *Physical Review E* **95**, 012115 (2017).
 - [10] A. Sharma and J. M. Brader, *Physical Review E* **96**, 032604 (2017).
 - [11] H. D. Vuijk, A. Sharma, D. Mondal, J. U. Sommer, and H. Merlitz, *Physical Review E* **97**, 1 (2018).
 - [12] S. Hottovy, A. McDaniel, G. Volpe, and J. Wehr, *Communications in Mathematical Physics* **336**, 1259 (2015).
 - [13] G. Volpe and J. Wehr, *Reports on Progress in Physics* **79**, 053901 (2016).
 - [14] A. W. C. Lau and T. C. Lubensky, *Physical Review E* **76** (2007).
 - [15] H. M. Chun, X. Durang, and J. D. Noh, *Physical Review E* **97**, 1 (2018).
 - [16] C. Kwon, P. Ao, and D. J. Thouless, *Proceedings of the National Academy of Sciences of the United States of America* **102**, 13029 (2005).
 - [17] J. Wang and B. Yuan, *Physica A: Statistical Mechanics and its Applications* **462**, 898 (2016).
 - [18] S. Cerrai and M. Freidlin, *Journal of Statistical Physics* **144**, 101 (2011).
 - [19] M. Freidlin and M. Weber, *Journal of Statistical Physics* **147**, 565 (2012).
 - [20] S. Hottovy, G. Volpe, and J. Wehr, *Journal of Statistical Physics* **146**, 762 (2012).
 - [21] E. Novikov, *Sov. Phys. JETP* **20**, 1290 (1965).
 - [22] H. Risken, *The Fokker-planck Equation*, 2nd ed. (Springer, 1989) Chap. 10.
 - [23] A. J. Archer and R. Evans, *Journal of Chemical Physics* **121**, 4246 (2004).
 - [24] H. D. Vuijk, J. M. Brader, and A. Sharma, *arXiv preprint arXiv:1810.01714* (2018).
 - [25] H. Merlitz, H. D. Vuijk, J. Brader, A. Sharma, and J. U. Sommer, *Journal of Chemical Physics* **148**, 194116 (2018).
 - [26] R. Fox, *Physical Review A* **33**, 467 (1986).
 - [27] H. Brinkman, *Physica* **22**, 29 (1956).