

Revisiting Bolgiano-Obukhov scaling for moderately stably stratified turbulence

Shadab Alam¹ Anirban Guha^{1,2†}, and Mahendra K. Verma³

¹Department of Mechanical Engineering, Indian Institute of Technology Kanpur, Kanpur 208016.

²Institute of Coastal Research, Helmholtz-Zentrum Geesthacht, Geesthacht 21502, Germany.

³Department of Physics, Indian Institute of Technology Kanpur, Kanpur 208016.

According to the celebrated Bolgiano–Obukhov (Bolgiano 1959; Obukhov 1959) phenomenology for moderately stably stratified turbulence, the energy spectrum in the inertial range shows a dual scaling; the kinetic energy follows (i) $\sim k^{-11/5}$ for $k < k_B$, and (ii) $\sim k^{-5/3}$ for $k > k_B$, where k_B is Bolgiano wavenumber. The $k^{-5/3}$ scaling akin to passive scalar turbulence is a direct consequence of the assumption that buoyancy is insignificant for $k > k_B$. We revisit this assumption, and using constancy of kinetic and potential energy fluxes and simple theoretical analysis, we find that $k^{-5/3}$ spectrum is absent. This is because the velocity field at small scales is too weak to establish a constant kinetic energy flux as in passive scalar turbulence. A quantitative condition for the existence of the second regime is also derived in the paper.

1. Introduction

Stable density stratification is commonly observed in oceans and the nocturnal atmosphere (Sagaut & Cambon 2008; Turner 2009; Davidson 2013; Maffioli & Davidson 2016). Both atmospheric and oceanic flow can often be turbulent; such turbulence, commonly known as “stably stratified turbulence” (SST), is different from the classical “Kolmogorov turbulence”, which is applicable to homogeneous and isotropic hydrodynamic turbulence.

Stably stratified turbulence is quite complex, and there are many unresolved issues in this field (Lindborg 2006, 2007; Brethouwer *et al.* 2007; Davidson 2013; Rosenberg *et al.* 2015; Verma 2018). One of the important parameters here is Froude number

$$Fr \equiv \frac{U}{NL}, \quad (1.1)$$

where U and L are the large scale velocity and length scale respectively, and N is the *Brunt-Väisälä* frequency (defined in §2) (Davidson 2013). A related parameter is the Richardson number

$$Ri \equiv \frac{N^2}{(\partial u / \partial z)^2}, \quad (1.2)$$

which is the ratio of buoyancy and flow shear. The approximation $\partial u / \partial z \sim U/L$ yields $Ri \approx Fr^{-2}$ (Rosenberg *et al.* 2015; Maffioli, Brethouwer & Lindborg 2016). The degree of turbulence is quantified by the Reynolds number: $Re \equiv UL/\nu$, where ν is the kinematic viscosity of the fluid.

Based on the above parameters, stably stratified turbulent flows can be classified into three broad regimes:

† Email address for correspondence: anirbanguha.ubc@gmail.com

- $Re \gg 1$ and $Fr \gg 1$ (turbulent SST with weak buoyancy): In this regime, strong nonlinearity ($\mathbf{u} \cdot \nabla \mathbf{u}$) in comparison to buoyancy yields scaling similar to passive scalar turbulence. Hence, both kinetic energy spectrum, $E_u(k)$, and potential energy spectrum, $E_b(k)$, follow Kolmogorov spectrum and scale as $\sim k^{-5/3}$, where k denotes wavenumber.

- $Re \gg 1$ and $Fr \ll 1$ (turbulent SST with strong buoyancy): Here, buoyancy is much stronger than the nonlinearity. The flow is strongly anisotropic with strong horizontal velocity compared to the vertical velocity (Davidson 2013; Vallis *et al.* 1997; Lindborg 2006, 2007; Brethouwer *et al.* 2007). The flow of the terrestrial atmosphere is strongly stratified with typical $Fr \sim 0.01$ (Waite 2011). The physics of this regime is quite complex, and it is still being debated.

- $Re \gg 1$ and $Fr \approx 1$ (turbulent SST with moderate buoyancy): Here, buoyancy and nonlinearity are of comparable strength. Bolgiano (1959) and Obukhov (1959) constructed a model for this regime by arguing that buoyancy force converts kinetic energy into potential energy. They argued for a dual scaling with transition occurring at Bolgiano wavenumber k_B . For $k < k_B$, the kinetic energy flux $\Pi_u(k)$ decreases as $\sim k^{-4/5}$, but the potential energy flux $\Pi_b(k)$ is constant. Here, $E_u(k) \sim k^{-11/5}$, and $E_b(k) \sim k^{-7/5}$. For $k > k_B$, buoyancy is expected to be weak, and hence the scaling is similar to that for passive scalar. We denote the above model as BO phenomenology.

In this paper we focus on the third regime—moderately stratified turbulence. For this, computational studies by Waite & Bartello (2004), and Kumar, Chatterjee & Verma (2014) show that the flow remains approximately isotropic. Furthermore, direct numerical simulation results of Kimura & Herring (1996) and Kumar *et al.* (2014), shell-model results of Kumar & Verma (2015), and global energy balance analysis of Bhattacharjee (2015) have unequivocally shown that the kinetic energy spectrum indeed scales as $\sim k^{-11/5}$ in a wavenumber band. However, we are not aware of any numerical or experimental work that convincingly demonstrate the dual scaling for such flows.

Several researchers have reported Bolgiano-Obukhov scaling for turbulent thermal convection, Rayleigh-Taylor turbulence, and unstably stratified flows. Note however that Verma, Kumar & Pandey (2017) showed that Bolgiano-Obukhov scaling is not applicable to such flows in three dimensions; instead they follow Kolmogorov-like turbulence phenomenology ($E_u(k) \sim k^{-5/3}$). Yet, in two dimensional turbulent thermal convection and Rayleigh-Taylor turbulence exhibit Bolgiano-Obukhov scaling, as demonstrated by Boffetta *et al.* (2012) and Boffetta & Mazzino (2017). Verma *et al.* (2017) and Verma (2018) argued that the above phenomena is due to the inverse cascade of kinetic energy.

The flow in the deep oceans are moderately stratified with $Fr \sim 1$ (Petrolo & Woods 2019). The atmosphere of some other planets could yield a wide range of Fr ; hence, a clear understanding of SST with moderate buoyancy is essential. The goal of this paper is to revisit turbulent SST with moderate buoyancy and critically examine the validity of dual scaling of the BO phenomenology. We start with the constancy of total energy flux (kinetic + potential) and demonstrate that for large wavenumbers, the velocity field becomes weak; hence, the assumption that buoyancy becomes weak at large wavenumbers leading to $k^{-5/3}$ spectra is improbable. We observe that $E_u(k) \sim k^{-11/5}$ for $k > 1/L$, where L is the system size, with no crossover to $k^{-5/3}$ spectra. As an aside, we recover $E_u(k) = k^{-5/3}$ for $k < 1/L$, which may be possible in systems with large aspect ratio. Thus, we provide a revision of the celebrated Bolgiano and Obukhov phenomenology.

The outline of the paper is as follows: The equations governing SST are introduced in §2. The BO phenomenology is described in §3. In §4.1 and §4.2, respectively, numerical solution and asymptotic analysis of the equation for the total energy flux (a fifth order equation) are presented. We conclude in §5.

2. Governing Equations

The governing Navier-Stokes equations for stably stratified flows (density stratification in the vertical (z) direction) under the Boussinesq approximation are (Davidson 2004; Lindborg 2006; Davidson 2013; Verma 2018)

$$\frac{\partial \mathbf{u}}{\partial t} + (\mathbf{u} \cdot \nabla) \mathbf{u} = -\frac{1}{\rho_m} \nabla \sigma - Nb\hat{z} + \nu \nabla^2 \mathbf{u} + \mathbf{F}_u, \quad (2.1a)$$

$$\frac{\partial b}{\partial t} + (\mathbf{u} \cdot \nabla) b = Nu_z + \kappa \nabla^2 b, \quad (2.1b)$$

$$\nabla \cdot \mathbf{u} = 0, \quad (2.1c)$$

where $\mathbf{u} = (u_x, u_y, u_z)$ and σ are respectively the velocity and the pressure fields; ν and κ are respectively the kinematic viscosity and diffusivity of the density fluctuation; ρ_m is the mean density; \mathbf{F}_u is the external force (in addition to the buoyancy); and b is the density fluctuation in velocity unit, which is achieved by the following transformation (Lindborg 2006; Davidson 2013; Rosenberg *et al.* 2015):

$$b = \frac{g}{N} \frac{\rho}{\rho_m}, \quad (2.2)$$

where g is the acceleration due to gravity, and ρ is the density fluctuation. The quantity

$$N = \sqrt{\frac{g}{\rho_m} \left| \frac{d\bar{\rho}}{dz} \right|} \quad (2.3)$$

is the *Brunt-Väisälä frequency*. Note that $-Nb$ is buoyancy.

It is convenient to describe the flow behaviour in the Fourier space since it captures the scale-by-scale energy transfer and interactions. The following one-dimensional kinetic spectrum, $E_u(k)$, and the potential energy spectrum, $E_b(k)$, that are sum of respective energy of all the modes of a shell of thickness dk , are introduced.

$$E_u(k, t) dk = \sum_{k < |\mathbf{k}'| \leq k + dk} \frac{1}{2} |\mathbf{u}(\mathbf{k}', t)|^2, \quad (2.4)$$

$$E_b(k, t) dk = \sum_{k < |\mathbf{k}'| \leq k + dk} \frac{1}{2} |b(\mathbf{k}', t)|^2. \quad (2.5)$$

Note that $E_u(k)$ and $E_b(k)$ are averaged over polar angles, hence they do not capture the anisotropic effects. Ring spectrum, proposed by Teaca *et al.* (2009) and Nath *et al.* (2016), captures the angular dependent spectra.

Henceforth, the explicit time dependence in E_u and E_b are suppressed for brevity. The nonlinear energy transfers across modes are quantified using energy fluxes or energy cascade rates. The kinetic (potential) energy flux, $\Pi_{u(b)}(k_0)$, for a wavenumber sphere of radius k_0 is the total kinetic (potential) energy leaving the said sphere due to nonlinear interactions. These fluxes are computed using the following formulas (Dar *et al.* 2001; Verma 2004, 2018):

$$\Pi_u(k_0) = \sum_{|\mathbf{k}| > k_0} \sum_{|\mathbf{p}| \leq k_0} \Im \{ \{ \mathbf{k} \cdot \mathbf{u}(\mathbf{q}) \} \{ \mathbf{u}(\mathbf{p}) \cdot \mathbf{u}^*(\mathbf{k}) \} \}, \quad (2.6a)$$

$$\Pi_b(k_0) = \sum_{|\mathbf{k}| > k_0} \sum_{|\mathbf{p}| \leq k_0} \Im \{ \{ \mathbf{k} \cdot \mathbf{u}(\mathbf{q}) \} \{ b(\mathbf{p}) b^*(\mathbf{k}) \} \}, \quad (2.6b)$$

where $\mathbf{k} = \mathbf{p} + \mathbf{q}$.

The dynamical equations for modal kinetic energy ($E_u(\mathbf{k}) = \frac{1}{2} |\mathbf{u}(\mathbf{k})|^2$) and potential

energy ($E_b(\mathbf{k}) = \frac{1}{2}|b(\mathbf{k})|^2$) respectively can be derived from (2.1a) and (2.1b), and are as follows (Davidson 2013; Verma 2018):

$$\frac{d}{dt}E_u(\mathbf{k}) = T_u(\mathbf{k}) + \mathcal{F}_B(\mathbf{k}) + \mathcal{F}_{ext}(\mathbf{k}) - D_u(\mathbf{k}), \quad (2.7a)$$

$$\frac{d}{dt}E_b(\mathbf{k}) = T_b(\mathbf{k}) - \mathcal{F}_B(\mathbf{k}) - D_b(\mathbf{k}). \quad (2.7b)$$

Here $T_{u(b)}(\mathbf{k})$ and $D_{u(b)}(\mathbf{k})$ are respectively the nonlinear kinetic (potential) energy transfer rate and dissipation rate, while \mathcal{F}_B and \mathcal{F}_{ext} denote the energy feed rate by the buoyancy and external force respectively. These quantities are defined as follows (Verma *et al.* 2017; Verma 2018):

$$T_u(\mathbf{k}) = \sum_{\mathbf{p}} \Im [\{\mathbf{k} \cdot \mathbf{u}(\mathbf{q})\} \{\mathbf{u}(\mathbf{p}) \cdot \mathbf{u}^*(\mathbf{k})\}], \quad (2.8a)$$

$$T_b(\mathbf{k}) = \sum_{\mathbf{p}} \Im [\{\mathbf{k} \cdot \mathbf{u}(\mathbf{q})\} \{b(\mathbf{p})b^*(\mathbf{k})\}], \quad (2.8b)$$

$$\mathcal{F}_B(\mathbf{k}) = -N\Re [b(\mathbf{k})u_z^*(\mathbf{k})], \quad (2.8c)$$

$$\mathcal{F}_{ext}(\mathbf{k}) = \Re [\mathbf{F}_u(\mathbf{k}) \cdot \mathbf{u}^*(\mathbf{k})], \quad (2.8d)$$

$$D_u(\mathbf{k}) = 2\nu k^2 E_u(\mathbf{k}), \quad (2.8e)$$

$$D_b(\mathbf{k}) = 2\kappa k^2 E_b(\mathbf{k}), \quad (2.8f)$$

where $\mathbf{k} = \mathbf{p} + \mathbf{q}$. The kinetic and potential energy fluxes are related to nonlinear energy transfer terms as

$$\Pi_u(\mathbf{k}_0) = - \sum_{|\mathbf{k}| \leq k_0} T_u(\mathbf{k}); \quad \Pi_b(\mathbf{k}_0) = - \sum_{|\mathbf{k}| \leq k_0} T_b(\mathbf{k}). \quad (2.9a,b)$$

We write (2.7a) and (2.7b) for the spheres of radii k and $k + dk$ and take their difference that yields

$$\frac{d}{dt} \sum_{k < |\mathbf{k}'| \leq k+dk} E_u(\mathbf{k}') = \sum_{k < |\mathbf{k}'| \leq k+dk} T_u(\mathbf{k}') + \mathcal{F}_B(\mathbf{k}') + \mathcal{F}_{ext}(\mathbf{k}') - D_u(\mathbf{k}'), \quad (2.10a)$$

$$\frac{d}{dt} \sum_{k < |\mathbf{k}'| \leq k+dk} E_b(\mathbf{k}') = \sum_{k < |\mathbf{k}'| \leq k+dk} T_b(\mathbf{k}') - \mathcal{F}_B(\mathbf{k}') - D_b(\mathbf{k}'), \quad (2.10b)$$

where

$$\sum_{k < |\mathbf{k}'| \leq k+dk} T_u(\mathbf{k}') = -\Pi_u(k + dk) + \Pi_u(k), \quad (2.11a)$$

$$\sum_{k < |\mathbf{k}'| \leq k+dk} T_b(\mathbf{k}') = -\Pi_b(k + dk) + \Pi_b(k). \quad (2.11b)$$

Now taking the limit $dk \rightarrow 0$ yields

$$\frac{d}{dt}E_u(k) = -\frac{d}{dk}\Pi_u(k) + \mathcal{F}_B(k) + \mathcal{F}_{ext}(k) - D_u(k), \quad (2.12a)$$

$$\frac{d}{dt}E_b(k) = -\frac{d}{dk}\Pi_b(k) - \mathcal{F}_B(k) - D_b(k), \quad (2.12b)$$

where

$$\mathcal{F}_B(k)dk = - \sum_{k < |\mathbf{k}'| \leq k+dk} N\Re [b(\mathbf{k}')u_z^*(\mathbf{k}')], \quad (2.13a)$$

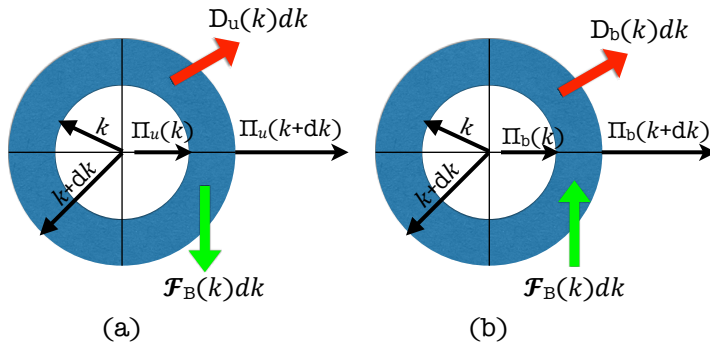


FIGURE 1. (Color online) (a) The kinetic energy contents of a wavenumber shell changes due to the kinetic energy flux difference $\Pi_u(k+dk) - \Pi_u(k)$, energy removal rate by buoyancy $\mathcal{F}_B(k)dk$, and viscous dissipation rate $D_u(k)dk$. (b) The potential energy changes due to potential energy flux difference $\Pi_b(k+dk) - \Pi_b(k)$, energy supply rate by buoyancy $\mathcal{F}_B(k)dk$, and dissipation rate $D_b(k)dk$.

$$\mathcal{F}_{ext}(k)dk = \sum_{k < |\mathbf{k}'| \leq k+dk} \Re [\mathbf{F}_u(\mathbf{k}') \cdot \mathbf{u}^*(\mathbf{k}')], \quad (2.13b)$$

$$D_u(k)dk = 2\nu \sum_{k < |\mathbf{k}'| \leq k+dk} k'^2 E_u(\mathbf{k}'), \quad (2.13c)$$

$$D_b(k)dk = 2\kappa \sum_{k < |\mathbf{k}'| \leq k+dk} k'^2 E_b(\mathbf{k}'). \quad (2.13d)$$

The above energetics is illustrated in figure 1.

Let us consider a statistically steady state ($\partial/\partial t \rightarrow 0$). In the inertial range, $\mathcal{F}_{ext} = 0$, and the dissipative effects are negligible, i.e. $D_u \rightarrow 0$ and $D_b \rightarrow 0$. Hence the equations for the kinetic and potential energies simplify to

$$\frac{d}{dk} \Pi_u(k) = \mathcal{F}_B(k), \quad (2.14a)$$

$$\frac{d}{dk} \Pi_b(k) = -\mathcal{F}_B(k). \quad (2.14b)$$

The sum of (2.14a) and (2.14b) yield

$$\Pi_u(k) + \Pi_b(k) = \Pi = \text{constant}. \quad (2.15)$$

Hence the total energy flux is constant in the inertial range. We will employ (2.15) in later part of the paper.

Based on energetics arguments, it has been shown that the energy injection rate by buoyancy, \mathcal{F}_B , is negative. Hence $\Pi_u(k)$ decreases with k (Kumar *et al.* 2014; Verma 2018, 2019). Verma (2019) showed that in the linear regime, gravity waves facilitate periodic exchange of kinetic and potential energies, hence $\mathcal{F}_B = 0$. Therefore, a nondissipative gravity wave represents a neutral state. Since the system is stable, the nonlinearity makes \mathcal{F}_B negative. If $\mathcal{F}_B > 0$, according to the integral form of (2.7a), the kinetic energy would

grow in time, thus making the flow unstable. Hence, $\mathcal{F}_B < 0$. In addition, Kumar *et al.* (2014) and Verma (2019) go on to argue that $\mathcal{F}_B(k) < 0$. The above features have been verified numerically by Kumar *et al.* (2014) and Verma *et al.* (2017).

When we substitute negative $\mathcal{F}_B(k)$ in (2.14a, 2.14b), we deduce that $\Pi_u(k)$ decreases with k , while $\Pi_b(k)$ increases with k . These features play an important role in the models of Bolgiano (1959) and Obukhov (1959).

The equations described in this section applies to all the three regimes. In the following two sections we will focus on phenomenology of moderately stratified turbulence.

3. The Bolgiano–Obukhov phenomenology for moderately stably stratified turbulence

Bolgiano (1959) and Obukhov (1959) constructed a phenomenology for moderately stratified turbulence, which we refer to as BO phenomenology. In this regime, the flow is nearly isotropic. Kumar *et al.* (2014) showed that for $Fr \gtrsim 1$, the anisotropic ratio $E_\perp/2E_\parallel \approx 1$, where $E_\perp = (u_x^2 + u_y^2)/2$ and $E_\parallel = u_z^2/2$. Waite & Bartello (2004) also showed that the flow is approximately isotropic for $Fr = 1.3$, and anisotropy of stratification starts to become visible for $Fr \leq 0.21$. It has been conjectured that isotropy is also present in the inertial range of moderately SST.

According to the BO phenomenology, a force balance between the nonlinear term and buoyancy in (2.1a) yields

$$ku_k^2 = Nb_k, \quad (3.1)$$

where u_k and b_k are respectively the velocity and density fluctuations at wavenumber k . In addition, the BO phenomenology assumes that in the inertial range, $\Pi_b(k) \approx \text{constant}$, and it equals the dissipation rate of the potential energy (ϵ_b):

$$\Pi_b(k) = kb_k^2 u_k = \epsilon_b. \quad (3.2)$$

Equations (3.1) and (3.2) yield the following relations:

$$E_u(k) = \frac{u_k^2}{k} = c_1 \epsilon_b^{2/5} N^{4/5} k^{-11/5}, \quad (3.3a)$$

$$E_b(k) = \frac{b_k^2}{k} = c_2 \epsilon_b^{4/5} N^{-2/5} k^{-7/5}, \quad (3.3b)$$

$$\Pi_u(k) = ku_k^3 = c_3 \epsilon_b^{3/5} N^{6/5} k^{-4/5}, \quad (3.3c)$$

$$\Pi_b(k) = \epsilon_b. \quad (3.3d)$$

Bolgiano and Obukhov argued that the above-mentioned behaviour of the inertial range is true only for lower wavenumbers ($k < k_B$, where k_B will be defined below). For $k > k_B$ of the inertial range, the buoyancy effects are weak and hence cannot balance the inertial term (which is balanced by the pressure gradient). Hence in this region, the scaling of passive scalar (i.e. Kolmogorov) turbulence should be valid. The energy and flux relations obtained here are:

$$E_u(k) = K_{Ko} \epsilon_u^{2/3} k^{-5/3}, \quad (3.4a)$$

$$E_b(k) = K_{OC} \epsilon_u^{-1/3} \epsilon_b k^{-5/3}, \quad (3.4b)$$

$$\Pi_u(k) = \epsilon_u, \quad (3.4c)$$

$$\Pi_b(k) = \epsilon_b, \quad (3.4d)$$

where ϵ_u is the viscous dissipation rate; and K_{Ko}, K_{OC} are Kolmogorov's and Obukhov-Corrsin's constants. It is important to keep in mind that the viscous dissipation and

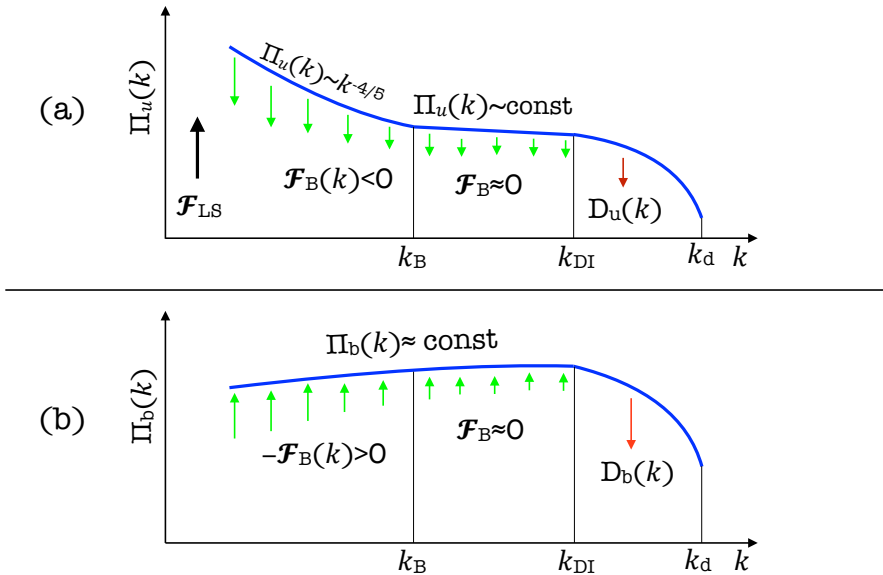


FIGURE 2. (Color online) Schematic diagram of moderately stably stratified turbulence according to the Bolgiano-Obukhov phenomenology. (a) Kinetic energy flux and (b) potential energy flux. Transition from inertial regime to dissipation regime occur at wavenumber k_{DI} . Here k_d is Kolmogorov wavenumber, and $k_d \gg k_{DI}$.

thermal dissipation play a critical role in turbulence. They set up the fluxes, Π_u and Π_b , even though they are not very active in the inertial range.

The behavioural transition from one regime to another occurs near the Bolgiano wavenumber k_B , which is obtained by matching $\Pi_u(k)$ in the two regimes:

$$k_B \approx N^{3/2} \epsilon_u^{-5/4} \epsilon_b^{3/4}. \quad (3.5)$$

The nature of kinetic and potential energy fluxes, as well as dual scaling of moderately stably stratified turbulence as predicted by Bolgiano and Obukhov are illustrated in figure 2. We also remark that $\Pi_u(k)$ decreases rapidly as $k^{-4/5}$ and then it tapers off to ϵ_u . However, $\Pi_b \approx \epsilon_b \approx \Pi$ (see Eq. (2.15)). Hence, $\epsilon_b \gg \epsilon_u$.

In addition to k_B , another important length referred to in SST is ‘‘Ozmidov length’’, which is defined as

$$L_O \equiv \sqrt{\frac{\epsilon_u}{N^3}}. \quad (3.6)$$

The corresponding wavenumber $k_O = 1/L_O$. At L_O , the time scales of gravity waves and local eddies match, i.e., $l/u_l \approx 1/N$. Using a numerical simulation, Waite & Bartello (2004, 2006) computed L_O for $Fr = 1.3$ and reported that L_O is approximately $1/31$ of the system size.

For moderately stratified flows, $\Pi_u(k)$ varies with k , hence it is not obvious whether we should substitute $\epsilon_u = \Pi_u(k)$ of (3.3c), or ϵ_u of (3.4c). In any case, it is interesting

to compare k_O with k_B . Using (3.5, 3.6) we obtain

$$\frac{k_B}{k_O} = \epsilon_u^{-5/4+1/2} \epsilon_b^{3/4} \sim \left(\frac{\epsilon_b}{\epsilon_u}\right)^{3/4} \quad (3.7)$$

Since $\epsilon_b \gg \epsilon_u$ for SST, we expect that $k_B \gg k_O$.

In the next section, we describe certain critical deficiencies of the BO phenomenology.

4. Revision of Bolgiano–Obukhov phenomenology for moderately stably stratified turbulence

A crucial assumption made in the BO phenomenology is that $\Pi_b(k) \approx \text{constant}$ in the inertial range (refer to (3.2)). This assumption needs a closer examination. A more rigorous approach would be to start with the constancy of total energy flux (equation (2.15)) that follows from the conservation of total energy (kinetic + potential) in the inviscid limit.

We start with (2.15), and equate it to the total dissipation rate ϵ . That is,

$$\Pi_u(k) + \Pi_b(k) = ku_k^3 + kb_k^2u_k = \epsilon. \quad (4.1)$$

In the above equation we eliminate b_k using (3.1) that yields the following fifth-order polynomial in u_k :

$$ku_k^3 + \frac{k^3u_k^5}{N^2} = \epsilon. \quad (4.2)$$

There is no analytical solution for a fifth order algebraic polynomial. Therefore, we employ numerical solution and asymptotic analysis to solve the above equation. These two results are consistent with each other.

4.1. Numerical Solution

We numerically solve (4.2) using fsolve function of SciPy library in Python, which uses Powell's hybrid method to find zeros of non-linear functions. We choose $N = 1.0$, and the total energy flux $\Pi = 1.0$, which is also equal to the total dissipation rate ϵ . We vary k from 10^{-6} to 10^{10} in logarithmic scale. These parameters can be treated as nondimensional with time period of large scale gravitational wave as the time scale, system size as the length scale, and large scale velocity as the velocity scale. Using the numerically evaluated u_k and b_k we evaluate $E_u(k) = u_k^2/k$, $E_b(k) = b_k^2/k$, $\Pi_u(k) = ku_k^3$, and $\Pi_b(k) = ku_k b_k^2$. The quantities are plotted in figure 3.

Figure 3 exhibits the fluxes and spectra of the kinetic and potential energies. For $1 < k < 10^{10}$, $\Pi_b \approx 1$, $\Pi_u(k) \sim k^{-4/5}$, $E_u \sim k^{-11/5}$, and $E_b \sim k^{-7/5}$, which are the predictions of Bolgiano-Obukhov phenomenology for $k < k_B$. Surprisingly, there is no crossover to $k^{-5/3}$ scaling of passive scalar turbulence. This is because $u_k \ll b_k$, hence u_k cannot induce a constant kinetic energy flux. We will show a more rigorous derivation in the next subsection.

Interestingly, for $k \ll 1$, we obtain $\Pi_u \approx 1$, $\Pi_b \sim k^{4/3}$, $E_u \sim k^{-5/3}$ and $E_b \sim k^{-1/3}$. That is, u_k dominates b_k at small k 's that leads to Kolmogorov's scaling for the velocity field. Note however that $k = 1$ corresponds to $1/L$. Hence, $k \ll 1$ is possible in SST when the transverse length scale is much larger than the vertical scale (L).

In the next two subsections we will perform asymptotic analysis of (4.1).

4.2. Asymptotic analysis

We examine the dominant balance for the two extreme limits of (4.2).

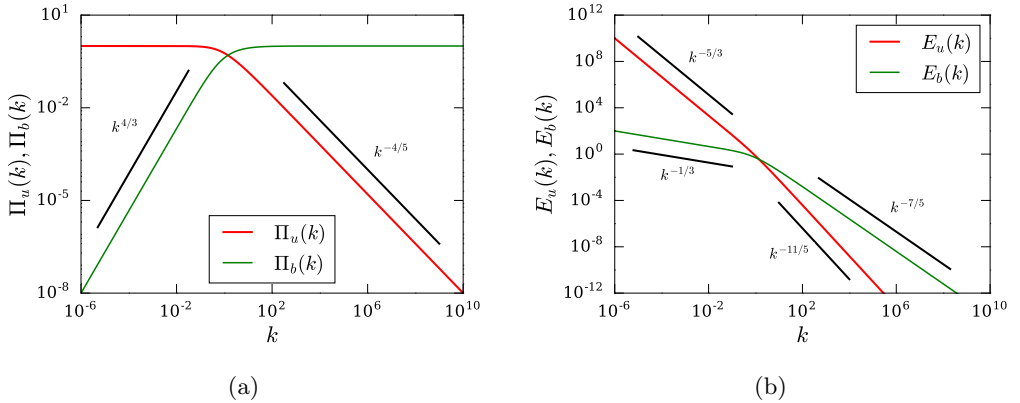


FIGURE 3. (Color online) Fluxes and energy spectra for $N = 1.0$ and the total energy flux $\Pi = 1.0$. (a) Kinetic energy flux ($\Pi_u(k)$) is plotted in red and potential energy flux ($\Pi_b(k)$) is plotted in green. (b) Kinetic energy spectrum ($E_u(k)$) is plotted in red and potential energy spectrum ($E_b(k)$) is plotted in green. In both figures, black lines represent asymptotic behaviours in the extreme limits.

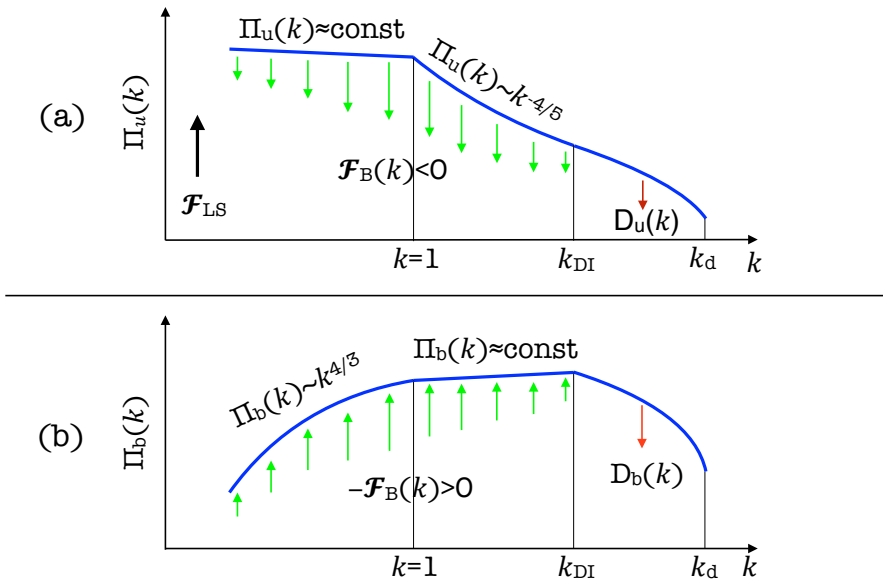


FIGURE 4. (Color online) Schematic diagram of moderately stably stratified turbulence according to the *revised* Bolgiano-Obukhov phenomenology, which is expected in numerical simulations. (a) Kinetic energy flux and (b) potential energy flux. Energy feed rate by buoyancy ($\mathcal{F}_B(k)$) is shown by green arrows. With $k \lesssim 1$, $\Pi_u(k) \approx \text{const}$, $\Pi_b(k)$ and $\mathcal{F}_B(k)$ increase with k as $\sim k^{4/3}$ and $\sim k^{1/3}$ respectively. With $k \gtrsim 1$, $\Pi_b(k) \approx \text{const}$, $\Pi_u(k)$ and $\mathcal{F}_B(k)$ decrease with k as $\sim k^{-4/5}$ and $\sim k^{-9/5}$ respectively.

4.2.1. Case 1: moderately stably stratified turbulence for $k \gg 1$

In this situation, $\Pi_u \ll \Pi_b$, hence the balance is between Π_b and ϵ :

$$\frac{k^3 u_k^5}{N^2} \approx \epsilon \implies u_k \approx \epsilon^{1/5} N^{2/5} k^{-3/5}. \quad (4.3)$$

Using (3.1), b_k is found to be

$$b_k \approx \epsilon^{2/5} N^{-1/5} k^{-1/5}. \quad (4.4)$$

Therefore the kinetic and potential energy spectra and fluxes, as well as the energy feed by buoyancy are given below:

$$\Pi_u(k) \approx \epsilon^{3/5} N^{6/5} k^{-4/5}, \quad (4.5a)$$

$$\Pi_b(k) \approx \epsilon, \quad (4.5b)$$

$$\mathcal{F}_B(k) = \frac{\partial}{\partial k} \Pi_u(k) \approx -\frac{4}{5} \epsilon^{3/5} N^{6/5} k^{-9/5}, \quad (4.5c)$$

$$E_u(k) \approx \epsilon^{2/5} N^{4/5} k^{-11/5}, \quad (4.5d)$$

$$E_b(k) \approx \epsilon^{4/5} N^{-2/5} k^{-7/5}. \quad (4.5e)$$

Note that $u_k \sim k^{-3/5}$ decreases faster than $b_k \sim k^{-1/5}$. Therefore, buoyancy is strong enough so as to yield $E_u(k) \sim k^{-11/5}$ for the whole of inertial range, without a transition to $E_u(k) \sim k^{-5/3}$ regime. Note that dissipation range starts after the inertial range.

A more quantitative condition for the absence of the second regime (k_B to k_{DI} of figure 2) is obtained as follows. Clearly, the Bolgiano wavenumber should be much smaller than the Kolmogorov wavenumber, k_d , which leads to

$$N^6 \epsilon_b^3 \epsilon_u^{-5} \ll \epsilon_u \nu^{-3}, \quad (4.6)$$

or

$$N^2 \nu \ll \epsilon_u^2 \epsilon_b^{-1} \quad (4.7)$$

In the above equation, substitution of the following expressions for the Richardson number and thermal dissipation based on the r.m.s. quantities (Verma 2018):

$$Ri = \frac{N b_{\text{rms}} L}{U^2}, \quad (4.8)$$

$$\epsilon_b = \frac{U b_{\text{rms}}^2}{L} \quad (4.9)$$

yields

$$\epsilon_u \gg \frac{Ri}{\sqrt{Re}} \frac{U^3}{L}, \quad (4.10)$$

where L is the length scale of the system. Using $Ri \approx Fr^{-2}$, we obtain

$$Re_b = Re Fr^2 \gg \frac{U^3/L}{\epsilon_u}, \quad (4.11)$$

where Re_b is the buoyancy Reynolds number. As an example, for $Fr = 1.58$, Maffioli *et al.* (2016) obtained $Re_b = 10430$. Interestingly, (4.11) is similar to that obtained by Brethouwer *et al.* (2007) for strongly stratified turbulence.

Since $\epsilon_u \ll \epsilon_b$, the above condition may be very difficult to achieve in numerical simulations. If we assume that $\epsilon_u = 10^{-3} \epsilon_b \approx 10^{-3} U^3/L$, for $Fr = 1$, Eq. (4.11) predicts that $Re \gg 10^3$. Such a flow would be difficult to simulate. Therefore, we claim that the second regime of BO scaling is very difficult to find in numerical simulations. It would

be interesting to attempt to find this regime in a shell model (Kumar & Verma 2015) or in some experiment.

4.2.2. Case 2: moderately stably stratified turbulence for lower wavenumbers ($k \ll 1$)

Equations (4.3)–(4.4) indicate that $u_k \approx b_k$ near $k = 1$. For $k \ll 1$, $\Pi_u \gg \Pi_b$ implying that the dominant balance has to be between Π_u and ϵ :

$$ku_k^3 \approx \epsilon \implies u_k \approx \epsilon^{1/3} k^{-1/3}, \quad (4.12)$$

Using (3.1), b_k is found to be

$$b_k \approx \epsilon^{2/3} N^{-1} k^{1/3}. \quad (4.13)$$

With the above u_k and b_k , the evaluated energy spectra and fluxes, as well as the energy fed by buoyancy in this situation are given below:

$$\Pi_u(k) \approx \epsilon, \quad (4.14a)$$

$$\Pi_b(k) \approx \epsilon^{5/3} N^{-2} k^{4/3}, \quad (4.14b)$$

$$\mathcal{F}_B(k) = -\frac{\partial}{\partial k} \Pi_b(k) \approx -\frac{4}{3} \epsilon^{5/3} N^{-2} k^{1/3} \quad (4.14c)$$

$$E_u(k) \approx \epsilon^{2/5} k^{-5/3}, \quad (4.14d)$$

$$E_b(k) \approx \epsilon^{4/3} N^{-2} k^{-1/3}. \quad (4.14e)$$

However, it is not certain whether the above scaling can be observed in realistic systems. The range $k \ll 1$ is possible in a large aspect ratio box, but such systems could exhibit two-dimensional or quasi-two-dimensional turbulence for which (4.1) is not valid. Hence this prediction needs to be tested thoroughly in future. Schematic diagrams exhibiting kinetic and potential energy fluxes based on the revised Bolgiano-Obukhov phenomenology are shown in figure 4.

5. Conclusions

In this paper, we revisit the celebrated Bolgiano–Obukhov (BO) phenomenology for stably stratified turbulence under moderate stratification. BO phenomenology predicts a dual scaling for the energy spectra: $E_u(k) \sim k^{-11/5}$ for $k < k_B$, and as $\sim k^{-5/3}$ for $k > k_B$, where k_B is the Bolgiano wavenumber. The potential energy varies as $\sim k^{-7/5}$ and $\sim k^{-5/3}$ respectively in the respective regimes. The transition to $k^{-5/3}$ scaling is based on the argument that the energy supply rate from buoyancy becomes negligible when k is large, thus making density a passive scalar (such passive scalar behavior of density is observed in weakly stratified turbulence).

In the present paper, we start with the constancy of total energy flux that yields a fifth order algebraic equation for u_k . Numerical solution of the above equation yields $E_u(k) \sim k^{-11/5}$ and $\Pi_u(k) \sim k^{-4/5}$, with no transition to the Kolmogorov-like scaling for larger wavenumbers. The reason behind the absence of the second scaling is that u_k is too weak at large wavenumbers to be able to start a constant energy cascade. The above scaling is also substantiated using asymptotic analysis.

In addition, we also derive the quantitative condition for obtaining the Kolmogorov scaling; it is given by $k_B \ll k_d$, where k_d is the Kolmogorov’s wavenumber. This condition yields $\epsilon_u \gg (Ri/\sqrt{Re})(U^3/d)$, which may be difficult to satisfy in numerical simulations considering the fact that $\epsilon_u \ll \epsilon_b$. However, it may be possible that such extreme condition for observing the second regime of BO scaling be satisfied in some shell models of stably stratified turbulence.

In conclusion, we believe that our revised scaling of the Bolgiano-Obukhov formalism for moderately stable stratification will have important consequences in the modelling of buoyancy-driven flows.

Acknowledgement

We thank Shashwat Bhattacharya for his valuable suggestions. A.G. and M.K.V. thanks PLANEX/PHY/2015239, and A.G. thanks SERB Early career research award ECR/2016/001493 for funding support.

REFERENCES

- BHATTACHARJEE, J. K. 2015 Kolmogorov argument for the scaling of the energy spectrum in a stratified fluid. *Phys. Lett. A* **379** (7), 696 – 699.
- BOFFETTA, G., DE LILLO, F., MAZZINO, A. & MUSACCHIO, S. 2012 Bolgiano scale in confined Rayleigh–Taylor turbulence. *J. Fluid Mech.* **690**, 426–440.
- BOFFETTA, G. & MAZZINO, A. 2017 Incompressible Rayleigh–Taylor turbulence. *Annu. Rev. Fluid Mech.* **49** (1), 119–143.
- BOLGIANO, R. 1959 Turbulent spectra in a stably stratified atmosphere. *J. Geophys. Res.* **64** (12), 2226–2229.
- BRETHOUWER, G., BILLANT, P., LINDBORG, E. & CHOMAZ, J. M. 2007 Scaling analysis and simulation of strongly stratified turbulent flows. *J. Fluid Mech.* **585**, 343–368.
- DAR, G., VERMA, M. K. & ESWARAN, V. 2001 Energy transfer in two-dimensional magnetohydrodynamic turbulence: formalism and numerical results. *Physica D* **157** (3), 207–225.
- DAVIDSON, P. A. 2004 *Turbulence: An Introduction for Scientists and Engineers*. Oxford: Oxford University Press.
- DAVIDSON, P. A. 2013 *Turbulence in Rotating, Stratified and Electrically Conducting Fluids*. Cambridge: Cambridge University Press.
- KIMURA, Y. & HERRING, J. R. 1996 Diffusion in stably stratified turbulence. *J. Fluid Mech.* **328**, 253–269.
- KUMAR, A., CHATTERJEE, A. G. & VERMA, M. K. 2014 Energy spectrum of buoyancy-driven turbulence. *Phys. Rev. E* **90**, 023016.
- KUMAR, A. & VERMA, M. K. 2015 Shell model for buoyancy-driven turbulence. *Phys. Rev. E* **91**, 043014.
- LINDBORG, E. 2006 The energy cascade in a strongly stratified fluid. *J. Fluid Mech.* **550**, 207–242.
- LINDBORG, E. 2007 Third-order structure function relations for quasi-geostrophic turbulence. *J. Fluid Mech.* **572**, 255–260.
- MAFFIOLI, A., BRETHOUWER, G. & LINDBORG, E. 2016 Mixing efficiency in stratified turbulence. *J. Fluid Mech.* **794**, R3.
- MAFFIOLI, A. & DAVIDSON, P. A. 2016 Dynamics of stratified turbulence decaying from a high buoyancy reynolds number. *J. Fluid Mech.* **786**, 210–233.
- NATH, D., PANDEY, A., KUMAR, A. & VERMA, M. K. 2016 Near isotropic behavior of turbulent thermal convection. *Phys. Rev. Fluids* **1**, 064302.
- OBUKHOV, A. M. 1959 On influence of buoyancy forces on the structure of temperature field in a turbulent flow. *Dokl Acad Nauk SSSR* **125**, 1246.
- PETROLO, D. & WOODS, A. W. 2019 Measurements of buoyancy flux in a stratified turbulent flow. *J. Fluid Mech.* **861**.
- ROSENBERG, D., POUQUET, A., MARINO, R. & MININNI, P. D. 2015 Evidence for bolgiano-obukhov scaling in rotating stratified turbulence using high-resolution direct numerical simulations. *Phys. Fluids* **27** (5), 055105.
- SAGAUT, P. & CAMBON, C. 2008 *Homogeneous turbulence dynamics*. Cambridge: Cambridge University Press.

- TEACA, B., VERMA, M. K., KNAEPEN, B. & CARATI, D. 2009 Energy transfer in anisotropic magnetohydrodynamic turbulence. *Phys. Rev. E* **79** (4), 046312.
- TURNER, J. S. 2009 *Buoyancy effects in fluids*. Cambridge: Cambridge University Press.
- VALLIS, G. K., SHUTTS, G. J. & GRAY, M. E. B. 1997 Balanced mesoscale motion and stratified turbulence forced by convection. *Q. J. R. Meteorol. Soc.* **123** (542), 1621–1652.
- VERMA, M. K. 2004 Statistical theory of magnetohydrodynamic turbulence: recent results. *Phys. Rep.* **401** (5), 229–380.
- VERMA, M. K. 2018 *Physics of Buoyancy Flows: From Instabilities to Turbulence*. World Scientific, Singapore.
- VERMA, M. K. 2019 Contrasting turbulence in stably stratified flows and thermal convection. *Physica Scripta* .
- VERMA, M. K., KUMAR, A. & PANDEY, A. 2017 Phenomenology of buoyancy-driven turbulence: recent results. *New J. Phys.* **19** (2), 025012.
- WAITE, M. L. 2011 Stratified turbulence at the buoyancy scale. *Phys. Fluids* **23** (6), 066602.
- WAITE, M. L. & BARTELLO, P. 2004 Stratified turbulence dominated by vortical motion. *J. Fluid Mech.* **517**, 281–308.
- WAITE, M. L. & BARTELLO, P. 2006 Stratified turbulence generated by internal gravity waves. *J. Fluid Mech.* **546**, 313–339.