

LoAdaBoost: Loss-Based AdaBoost Federated Machine Learning on medical Data

Li Huang², Yifeng Yin³, Zeng Fu⁴, Shifa Zhang^{1,5}, Hao Deng⁶, and Dianbo Liu^{1,7,*}

¹Computer Science and Artificial Intelligence Laboratory, Massachusetts Institute of Technology, Cambridge, USA, MA 02139

²The Future Lab and Academy of Arts and Design, Tsinghua University, Beijing, China, 10084

³University of California San Diego, San Diego, USA, CA 92093

⁴university of huddersfield, Huddersfield, UK, HD1 3DH

⁵Northeastern University, Boston, USA, MA 02115

⁶Department of Anesthesia, Massachusetts General Hospital, Boston, USA, MA 02114

⁷Harvard Medical School and Boston Children's Hospital, Boston, USA, MA 02215

*corresponding author: dianbo@mit.edu

ABSTRACT

Medical data are valuable for improvement of health care, policy making and many other purposes. Vast amount of medical data are stored in different locations, on many different devices and in different data silos. Sharing medical data among different sources is a big challenge due to regulatory, operational and security reasons. One potential solution is federated machine learning, which is a method that sends machine learning algorithms simultaneously to all data sources, train models in each source and aggregates the learned models. This strategy allows utilization of valuable data without moving them. In this article, we proposed an adaptive boosting method that increases the efficiency of federated machine learning. Using intensive care unit data from hospital, we showed that LoAdaBoost federated learning outperformed baseline method and increased communication efficiency at negligible additional cost.

Introduction

Health data is valuable, not only because medical practitioners rely on it to provide health care, but also because researchers use it to build machine learning models to improve clinical services and make health predictions. But such data is mostly stored distributively on mobile devices or in different hospitals because of its large volume and high privacy, implying that traditional learning approaches on centralized data may not be viable. Therefore, new learning methods that avoid data collection and central storage become necessary and up to now significant progress has been made.

In 2005, a model called CORDOA¹ was established, which integrated different individual community federations to the global federation, increasing the interoperability to these data. Then in 2011, Carla Fillmann Barcelos's group² created an agent-based federated catalog of learning objects (AgCAT system) to help retrieval the distributed educational resources. This AgCAT system is also the core of the MIOS system, which is used to search repositories of learning objects. In 2012 and 2013, some algorithms have been designed³⁻⁵, but still with some questions remaining. In 2015, in the article Federated Optimization: Distributed Optimization Beyond the Datacenter, an optimized algorithm was designed by Jakub Konecny's group⁶. Then in the article Communication-Efficient Learning of Deep Networks from Decentralized Data⁷, the authors introduce the algorithm *FederatedAveraging* (*FedAvg*) for federated learning, which becomes many researchers' discussion topic. This algorithm indeed uses decentralized data more efficiently and accurately. In Federated Learning: Strategies for Improving Communication Efficiency⁸, the authors improved the algorithms raised before and come up with two ways to reduce the uplink communication costs. In the article Practical Secure Aggregation for Federated Learning on User-Held Data⁹, the researchers designed the Secure Aggregation model, which can protect the privacy of users in the federated learning, but also can generate more accurate predictions. In recent two years, some more optimized algorithms and protocols were designed. Like MOCHA, a new suited and different algorithm from the algorithm *FederatedAveraging*, was introduced in Federated Multi-Task Learning¹⁰. At the same time, some other researchers still tried to optimize *FedAvg*, and with the modified algorithm, they improved much accuracy for non-IID data¹¹. However, Eugene Bagdasaryan's research group found a new *modelreplacement* technique to backdoor the federated learning, so that the global model will behave inaccurately.¹² That is, although many researchers devoted themselves to federated learning and designed many optimized algorithms and protocols, there are still some problems remained to be solved in federated learning.

In this study, we developed a federated learning algorithm named Loss-based Adaptive Boosting *FederatedAveraging* (*LoAdaBoost FedAvg*), where the local models with a high cross-entropy loss were further optimized before model averaging on the server. To evaluate the predictive performance of our method, we extracted the data of critical care patients’ drug usage and mortality from the Medical Information Mart for Intensive Care (MIMIC-III) database¹³ and partitioned this data in IID and non-IID distributions. In the IID scenario *LoAdaBoost FedAvg* was compared with *FedAvg*, while in the non-IID scenario the two methods were both combined with the data sharing strategy and then compared. Our primary contributions include the application of federated learning to health data and the development of the straightforward *LoAdaBoost FedAvg* algorithm that had better performance than the state-of-the-art *FedAvg* approach.

Materials and Methods

FedAvg and the data-sharing strategy

Developed by McMahan *et al.*⁷, the *FedAvg* algorithm trained neural network models via local stochastic gradient descent (SGD) on each client and then averaged the weights of each client model on a server to produce a global model. This local-training-and-global-average process was carried out iteratively as follows. At the t^{th} iteration, a random C fraction of the clients were selected for computation: the server first sent the average weights at the previous iteration (denoted w_{average}^{t-1}) to the selected clients (except for the 1st iteration where the clients started its model from the same random weight initialization); each client independently learnt a neural network model initialized with w_{average}^{t-1} on its local data divided into B minibatches for E epochs, and then reported the learned weights (denoted w_k^t where k was the client index) to the server for averaging (see Figure 1). The global model was updated by the average weights of each iteration.

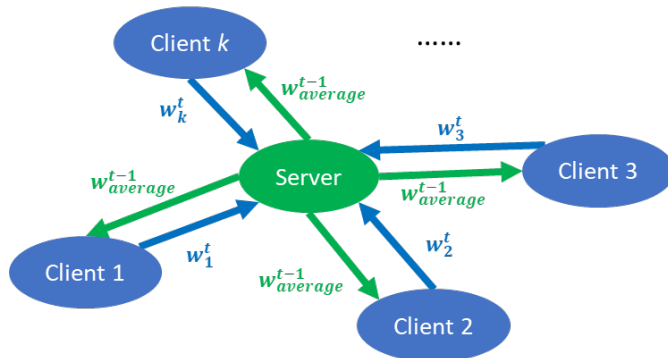


Figure 1. communication between the clients and the server under FedAvg

As demonstrated in the literature⁷, *FedAvg* exhibited satisfactory performance with IID data. But when trained on non-IID data, its accuracy could drop substantially in that, with non-IID sampling, stochastic gradient could no longer be regarded as an unbiased estimate of the full gradient according to Zhao *et al.*¹¹. To solve this statistical problem, they proposed a data-sharing strategy that complements *FedAvg* via globally sharing a small subset of training data between all the clients (see Figure 2). Stored on the server, the shared data was a dataset distinct from the clients’ data and assigned to clients when *FedAvg* was initialized. Thus, this strategy improved *FedAvg* with no harm to privacy and little addition to the communication cost. The strategy had two parameters that were α , the random fraction of the globally-shared data distributed to each client, and β , the ratio of the globally-shared data size to the total client data size. Raising these two parameters could lead to a better predictive accuracy but meanwhile make federated learning less decentralized, reflecting a trade-off between non-IID accuracy and centralization. In addition, it is worth mentioning that Zhao *et al.* also introduced an alternative initialization for their data-sharing strategy: the server could train a warm-up model on the globally shared data and then distribute the model’s weights to the clients, rather than assigning them with the same random initial weights. In this work, we kept the original initialization method to leave all computation on the clients.

LoAdaBoost FedAvg

We devised a variant of *FedAvg* named *LoAdaBoost FedAvg* that was based on the median cross-entropy loss to adaptively boost the training process on those clients appearing to be weak learners. The reason for using the median loss rather than average lied in that the latter was less robust to outliers that were significantly underfitted or overfitted client models. Under our approach, not only the model weights but also the cross-entropy losses were communicated between the clients and the server. As demonstrated in Figure 3, at the t^{th} iteration, the server delivered the average weights w_{average}^{t-1} and the median loss L_{median}^{t-1} obtained at the $t - 1^{\text{th}}$ iteration to each client; then, each client learnt a neural network model in a loss-based adaptive boosting

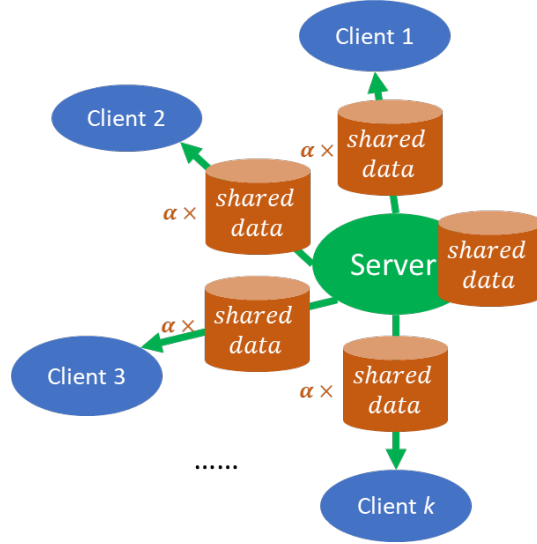


Figure 2. FedAvg complemented by the data-sharing strategy: distribute shared data to the clients at initialization

(*LoAdaBoost*) manner, and reported the learnt weights $w_k^{t,r}$ and the cross-entropy loss $L_k^{t,r}$ to the server. The global model was parametrized by $w_k^{t,r}$.

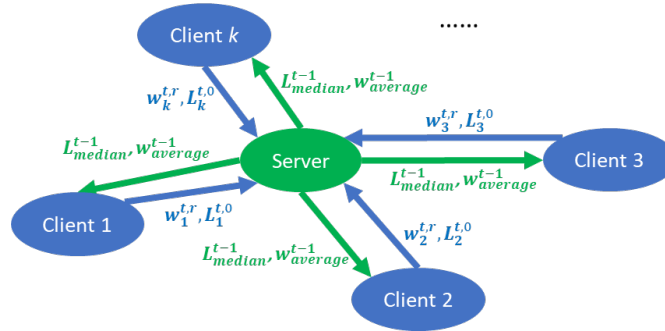


Figure 3. Communication between the clients and the server under LoAdaBoost FedAvg

Our method involved retraining of client models and worked as follows. Same as FedAvg, for Client k , its model was initialized with $w_{average}^{t-1}$ and trained on the local data divided into B minibatches; different from FedAvg, the learning process was performed for $E/2$ instead of E epochs. For odd E , $E/2$ would be rounded up to the nearest integer. Here, we used $w_k^{t,r}$ and $L_k^{t,r}$ to respectively denote the weights and the cross-entropy loss of the trained model and currently r equaled 0. If $L_k^{t,0}$ was not greater than L_{median}^{t-1} (that is, $\Delta L_k^{t,0} = L_k^{t,0} - L_{median}^{t-1} \leq 0$), computation on Client k would be finished, with $w_k^{t,0}$ and $L_k^{t,0}$ sent to the server; otherwise, its model would be retrained for another $E/2$ epochs. Now, the new loss was denoted $L_k^{t,1}$ where the superscript 1 indicated the first retraining round. If $\Delta L_k^{t,1} = L_k^{t,1} - L_{median}^{t-1} > 0$, the model would be retrained for $E/2 - 1$ more epochs. This process was repeated for $E/2 - r + 1$ epochs (where $r = 1, 2, 3, \dots$) and stopped until $\Delta L_k^t = L_k^{t,r} - L_{median}^{t-1} \leq 0$ or the total number of epochs performed on Client k reached $3E/2$. $L_k^{t,0}$ and the final $w_k^{t,r}$ were sent to the server.

LoAdaBoost was adaptive in the sense that the performance of a poorly-fitted client model after the first $E/2$ epochs was boosted via continuous retraining for a decaying number of epochs. The quality of training was determined by comparing the model's loss $L_k^{t,r}$ with the median loss L_{median}^{t-1} . In this way, our method was able to ensure that the losses of most (if not all) client models would be lower than the median loss at the prior iteration, thereby making the learning process more effective. In addition, because at one iteration only a few of the client models were expected to be trained for the full $3E/2$ epochs, the average number of epochs run on each client would be less than E , meaning a smaller local computational load under our method than that of *FedAvg*. Furthermore, since both L_{median}^{t-1} and $L_k^{t,r}$ were a single value transferred at the same time with $w_k^{t,r}$ between the server and Client k , little additional communication cost would be incurred by our method.

Similar to other stochastic optimization-based machine learning methods^{11,14–16}, an important assumption for our approach to work satisfactorily was that the stochastic gradient on the clients’ local data was an unbiased estimate of the full gradient on the population data. This held true for IID data but broke for non-IID. In the latter case, an optimized client model with low losses did not necessarily generalize well to the population, implying that reducing the losses through adding more epochs to the clients was less likely to enhance the global model’s performance. This non-IID problem could be alleviated by combining *LoAdaBoost FedAvg* with the data-sharing strategy, because the local data became less non-IID when integrated with even a small portion of IID data.

In this work, *FedAvg* was used as the baseline model for IID data evaluation to be compared with *LoAdaBoost FedAvg*, while *FedAvg* with the data-sharing strategy was used as the benchmark for non-IID data evaluation to be compared with *LoAdaBoost FedAvg* with the data-sharing strategy.

The MIMIC-III database

The performance evaluation concerned with the MIMIC-III database¹³, which contains health information for critical care patients at a large tertiary care hospital in the US. Included in MIMIC-III are 26 tables of data ranging from patients’ admissions, to laboratory measurements, diagnostic codes, imaging reports, hospital length of stay and more. We processed three of these tables, namely ADMISSIONS, PATIENTS and PRESCRIPTIONS, to obtain two new tables as follows:

- ADMISSIONS and PATIENTS were inner-joined on *SUBJECT_ID* to form the PERSONAL_INFORMATION table which recorded *AGE_GROUP*, *GENDER* and the survival status (*MORTALITY*) of all patients.
- Each patient’s usage of DRUGS during the first 48 hours of stay (that is, *STARTDATE* – *ENDDATE* = two days) at the hospital was extracted from PRESCRIPTIONS to give the SUBJECT_DRUG_TABLE table.

Further joining these two tables on *SUBJECT_ID* gave a dataset of 30,760 examples, from which we randomly selected 30,000 examples to form the evaluation dataset where *DRUGS* were the predictors and *MORTALITY* was the response variable. The summary of this dataset was provided in Table 1.

	representation	count
<i>SUBJECT_ID</i>	integer: IDs ranging from 2 to 99,999	30,000
<i>GENDER</i>	binary: 0 for female and 1 for male	17,284/12,716
<i>AGE_GROUP</i>	binary: 0 for ages less than or equal to 65 and 1 for greater	13,947/16,053
<i>MORTALITY</i>	binary: 0 for survive and 1 for death	20,841/9,159
<i>DRUGS</i>	binary: 0 for not prescribed to patients and 1 for prescribed	2814 dimensions

Table 1. Summary of the evaluation dataset

The evaluation dataset was shuffled and split into a training set of 20,000 examples, a test set of 8,000 examples, and a holdout set of 2,000 examples for implementing data-sharing strategy. As with the literature⁷, the training set was partitioned over 100 clients in two ways: identically independently distributed (IID) in which the data was randomly divided into 100 clients, each consisting of 200 examples; and non-identically independently distributed (non-IID) in which the data was firstly sorted according to *AGE_GROUP* and *GENDER*, and then split into equal-sized 100 clients. Using the skewed non-IID data, we would be able to assess the robustness of our model to scenarios when IID data assumption cannot be made, which is more realistic in the healthcare industry. As for the holdout set, we chose the size of the globally shared dataset $\beta = 5\%$ and the random distributed fraction $\alpha = 4\%$. This means that 1000 examples of the holdout set were shared between the clients, each receiving 40 examples, which were only 0.2% of the total non-IID data. The rationale behind this combination of α and β was that, having experimented with different values, we found that under this setting *FedAvg* complemented by the data-sharing strategy with non-IID data would perform similarly to *FedAvg* with IID data. Both α and β could be increased to further enhance the performance, at the expense of decentralization.

Parameter sets and evaluation metrics

The neural network trained on each client consisted of three hidden layers with 20, 10 and 5 units, respectively, using the rectified linear unit (ReLU) activation functions. There were 56,571 parameters in total. Instead of SGD, the stochastic optimizer chosen in this study was Adaptive Moment Estimation (Adam), which requires less memory and is more computationally efficient according to empirical results¹⁷. We used the default parameter set for Adam in the Keras framework: the learning rate $\eta = 0.001$ and the exponential decay rates for the moment estimates $\beta_1 = 0.9$ and $\beta_2 = 0.999$. In addition, while setting the minibatch size B to 5, we experimented with the number of epochs $E = 5, 10$ and 15 and the fraction of clients $C = 0.1, 0.2, 0.5$ and 0.9.

The evaluation metrics were threefold. First, the area under the ROC curve (AUC) was used to assess the predictive performance of a federated learning model. Here, ROC stands for the receiver operating characteristic curve, a plot of the true positive rate (TPR) against the false positive rate (FPR) at various thresholds. In our study, for a given threshold, TPR was the ratio of the number of mortalities predicted by the global model to the total number of mortalities in the test dataset, while FPR was calculated as $1 - \text{specificity}$ where *specificity* was the ratio of the number of predicted survivals to the total number of survivals. Second, the communication cost was measured by the number of iterations or, equivalently, communication rounds. One complete round started from the server conveying $w_{average}^{t-1}$ under *FedAvg* ($w_{average}^{t-1}$ and L_{median}^{t-1} under *LoAdaBoost FedAvg*) to the clients, and ended with the clients sending w_k^t under *FedAvg* ($w_k^{t,r}$ and $L_k^{t,r}$ under *LoAdaBoost FedAvg*) to the server. Third, we used the average number of epochs on the clients per communication round (denoted $E_{average}$) to measure the local computation load. Under *FedAvg*, $E_{average}$ would be constant since each client learns its model for a fixed value of E . But under our adaptive approach, the number of epochs for each client would be varying and collectively contribute to a different value of $E_{average}$ from that of *FedAvg*. In the experiments, our approach was evaluated against the baseline methods in terms of whether it was able to reach the same AUC target for a non-greater number of communication rounds and with a smaller value $E_{average}$.

Results

The experiments began with an illustration of *FedAvg*'s performance gap between IID and non-IID local data with $C = 0.1, 0.2, 0.5$ and 0.9 and $E = 5$ (see Figure 4). Same as the work by McMahan *et al.*⁷, each curve in the figure was made monotonically increasing via taking the highest test-set AUC achieved over all previous communication rounds. It is apparent that the global model trained on IID data outperformed that fitted by non-IID data for all different C s. The former exhibited a higher test-set AUC than the latter ($0.79+$ versus $0.77+$), though they converged after a similar number of communication rounds (for instance, $15+$ when $C = 0.1$). Since every curve for IID data progressed toward an AUC of 0.79 (depicted as the gray dashed line in Figure 4), we decided to use this value as the target AUC, which each method in evaluation was required to reach before comparing the number of communication rounds and the average epochs per client per round.

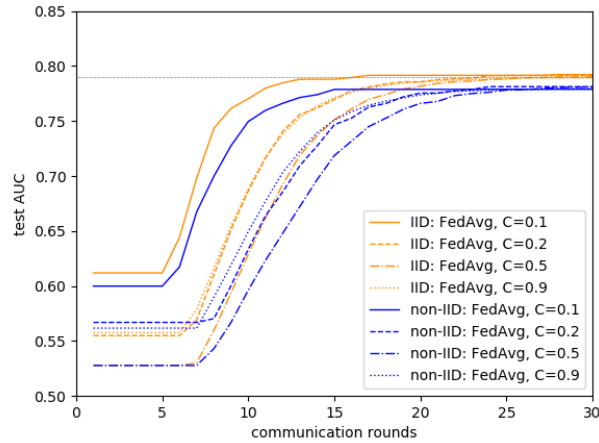


Figure 4. Performance gap between FedAvg with IID and non-IID data

Also noticeable from Figure 4 is that, on the same local data distribution, choosing a smaller fraction of the clients for computation in each round tended to yield better performance. For example, *FedAvg* on IID data with $C=0.1$ reached a marginally higher maximum AUC for less communication rounds than with $C = 0.2, 0.5$ and 0.9 , which was consistent with the experimental results reported in the literature⁷. Therefore, throughout the performance evaluation we set C to 0.1 . Lastly, to enable a fair comparison, *FedAvg* and our approach used the same random seeds to select the clients.

Evaluation on IID data

As the baseline method, *FedAvg* was compared with *LoAdaBoost FedAvg* under the experimental setup $C = 0.1$ and $E = 5, 10$ and 15 . The results are shown in Figure 5 where the horizontal dashed line represents the target test-set AUC of 0.79 .

Except the curve for *FedAvg* with $E = 15$, all other curves rose across the dashed target line and the number of communication rounds taken were inversely proportional to E . For instance, *FedAvg* with $E = 10$ converged faster than with $E = 5$, and *LoAdaBoost FedAvg* with $E = 15$ faster than with $E = 10$. This was reasonable because adding more epochs on the clients sped up the optimization; however, overfitting could be caused to reduce the performance, as in the case of *FedAvg* with $E = 15$.

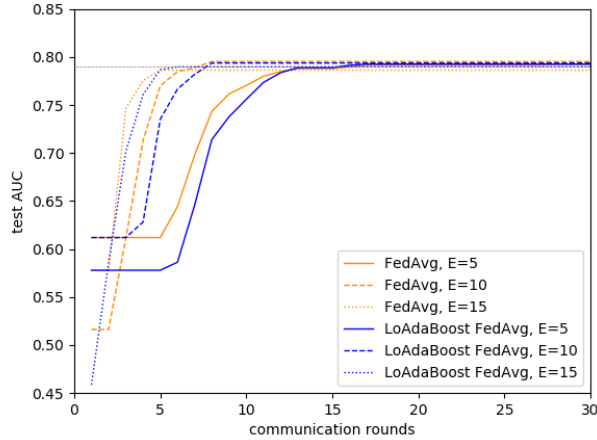


Figure 5. Evaluation on IID data: performance comparison of FedAvg and LoAdaBoost FedAvg with IID data and $C = 0.1$

Given the same E , it can be noted that, although slightly lagging behind at the initial rounds, our method always met the target for less communication rounds than *FedAvg*. A summary of the experiment results proving the superiority of our method is given in Table 2. With $E = 5$, our method reached a test-set AUC of 0.79 for 16 communication rounds and 4.7 average epochs, whereas *FedAvg* took 17 rounds and 5 average epochs. With $E = 10$, the two methods had the same number of rounds but the clients under our method ran 3.8 less epochs on average. With $E = 15$, *FedAvg* failed to fulfill the target but our method continued to improve: only 6 rounds were needed to achieve the AUC of 0.79 for 9.9 average epochs. This indicates that the loss-based adaptive boosting mechanism of our method seemed to have an effective regularization effect that prevented overfitting.

epochs	<i>FedAvg</i>		<i>LoAdaBoost FedAvg</i>	
	communication rounds	average epochs	communication rounds	average epochs
E=5	17	5	16	4.7
E=10	9	10	9	7.2
E=15	∞	15	6	9.9

Table 2. Evaluation on IID data: average epochs and communication rounds taken to achieve a test-set AUC of 0.79

Evaluation on non-IID data

When evaluating on non-IID data, we regarded *FedAvg* complemented by the data-sharing strategy as the benchmark. As aforementioned and shown in Figure 4, the original *FedAvg* algorithm performed undesirably. But when each client was shared with only 0.2% of the total non-IID data, the performance could be increased to an AUC of 0.79+, which was comparable to that of *FedAvg* with IID data. This can be viewed from Figure 6 where the curves for *FedAvg* with shared data for all C s converged to a level above 0.79. In addition, same as observed with IID data, a smaller C led to a moderately better performance. Therefore, we set $C = 0.1$ for evaluation as before.

The experiment results for *FedAvg* and our approach with shared data are displayed in Figure 7. The trends of the curves were broadly similar to those discussed for IID data evaluation: higher E s would result in faster convergence and *LoAdaBoost FedAvg* had superior performance to that of *FedAvg* for all different E s. With $E = 5$, the curve for our method was always above that for *FedAvg*. With $E = 10$ and 15, the curves fell slightly behind during the first several communication rounds, and then caught up to outperform the curves for *FedAvg*.

Moreover, all curves for our method achieved a test-set AUC of 0.79, but only when $E = 5$ did the curve for *FedAvg* fulfill this. Table 3 summarizes the information from Figure 7. *LoAdaBoost FedAvg* with $E = 5$ took the same number of communication rounds (11) but 0.4 less average epochs than *FedAvg*. With $E = 5$ and 15 where *FedAvg* underperformed, our method took 8 and 5 rounds, respectively, and 7.0 and 10.7 average epochs, respectively, to reach the target AUC. These experimental results resonated with our conjecture that LoAdaBoost imposed a beneficial regularization effect on the optimization process. This has particular practical value in learning tasks where the communication cost is the primary concern and more epochs have to be added to the clients to accelerate the model-training.

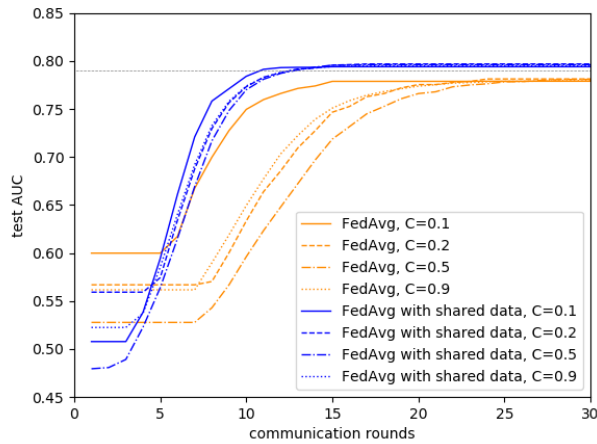


Figure 6. Performance gap between *FedAvg* and *FedAvg* complemented by the data-sharing strategy with non-IID data

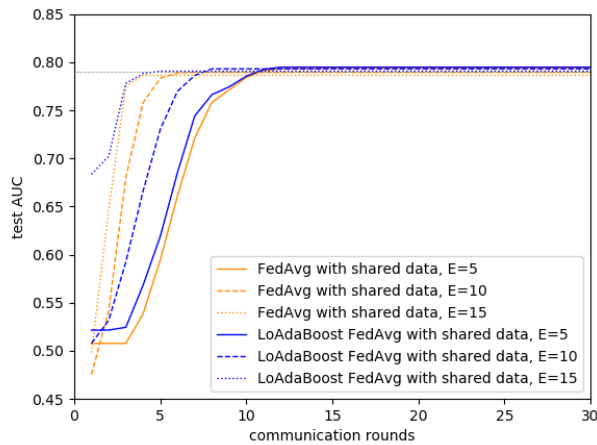


Figure 7. Evaluation on non-IID data: performance comparison of *FedAvg* and *LoAdaBoost FedAvg* with shared data and $C = 0.1$

Discussion

We regard client-side learning as weak learner and employed adaptive boosting with cross-entropy loss instead of merely average weight to further enhance the power of federated machine learning, we enhanced the overall performance of learning task, reduced time consumed by learning processes and achieved good results. We have proven our method’s superiority against FedAvg when IID assumption stands; tested and proved the efficacy of data-sharing strategy of FedAvg on non-IID data; and that our model combined with data-sharing strategy outperformed FedAvg with data-sharing strategy on non-IID data. It could be an important finding in that with the explosion of data quantity and the relative laggard transmitting method, centralized ML is, more and more, rendered no longer an optimized option for large scale machine learning with distributed data storage. The age of distributed machine learning is nigh, thus, any improve to it’s efficacy is important. The method we proposed can be used on a abundance of disciplines ranging from medical and clinical decision making to political science and sociology—any discipline involving machine learning with, for whatever reason and form, distributed data.

As a final point, federated learning with IID data does not always outperform that with non-IID data. For instance, for the language modeling task on the Shakespeare dataset⁷, learning on the non-IID distribution reached the target test-set AUC nearly six times faster than on IID. In cases like this, the data-sharing strategy becomes unnecessary and, since the data is severely skewed, LoAdaBoost FedAvg may lose its competitive advantage. In the continuation of our study, we will investigate what kind of medical datasets may result in superior modeling performance with non-IID distribution and why this occurs.

epochs	<i>FedAvg</i> with shared data		<i>LoAdaBoost FedAvg</i> with shared data	
	communication rounds	average epochs	communication rounds	average epochs
E=5	11	5	11	4.6
E=10	∞	10	8	7.0
E=15	∞	15	5	10.7

Table 3. Evaluation on non-IID data: average epochs and communication rounds taken to achieve a test-set AUC of 0.79

Furthermore, we will try to improve the LoAdaBoost FedAvg algorithm to make learning on such datasets easier.

References

1. Rehak, D., Dodds, P. & Lannom, L. A model and infrastructure for federated learning content repositories. In *Interoperability of Web-Based Educational Systems Workshop*, vol. 143 (Citeseer, 2005).
2. Barcelos, C., Gluz, J. & Vicari, R. An agent-based federated learning object search service. *Interdiscip. journal e-learning learning objects* **7**, 37–54 (2011).
3. Balcan, M. F., Blum, A., Fine, S. & Mansour, Y. Distributed learning, communication complexity and privacy. In *Conference on Learning Theory*, 26–1 (2012).
4. Richtárik, P. & Takáč, M. Distributed coordinate descent method for learning with big data. *arXiv preprint arXiv:1310.2059* (2013).
5. Fercoq, O., Qu, Z., Richtárik, P. & Takáč, M. Fast distributed coordinate descent for non-strongly convex losses. In *Machine Learning for Signal Processing (MLSP), 2014 IEEE International Workshop on*, 1–6 (IEEE, 2014).
6. Konečný, J., McMahan, B. & Ramage, D. Federated optimization: Distributed optimization beyond the datacenter. *arXiv preprint arXiv:1511.03575* (2015).
7. McMahan, H. B., Moore, E., Ramage, D., Hampson, S. *et al.* Communication-efficient learning of deep networks from decentralized data. *arXiv preprint arXiv:1602.05629* (2016).
8. Konečný, J. *et al.* Federated learning: Strategies for improving communication efficiency. *arXiv preprint arXiv:1610.05492* (2016).
9. Bonawitz, K. *et al.* Practical secure aggregation for federated learning on user-held data. *arXiv preprint arXiv:1611.04482* (2016).
10. Smith, V., Chiang, C.-K., Sanjabi, M. & Talwalkar, A. S. Federated multi-task learning. In *Advances in Neural Information Processing Systems*, 4424–4434 (2017).
11. Zhao, Y. *et al.* Federated learning with non-iid data. *arXiv preprint arXiv:1806.00582* (2018).
12. Bagdasaryan, E., Veit, A., Hua, Y., Estrin, D. & Shmatikov, V. How to backdoor federated learning. *arXiv preprint arXiv:1807.00459* (2018).
13. Johnson, A. E. *et al.* Mimic-iii, a freely accessible critical care database. *Sci. data* **3**, 160035 (2016).
14. Bottou, L. Large-scale machine learning with stochastic gradient descent. In *Proceedings of COMPSTAT'2010*, 177–186 (Springer, 2010).
15. Rakhlin, A., Shamir, O., Sridharan, K. *et al.* Making gradient descent optimal for strongly convex stochastic optimization. In *ICML*, vol. 12, 1571–1578 (Citeseer, 2012).
16. Ghadimi, S. & Lan, G. Stochastic first-and zeroth-order methods for nonconvex stochastic programming. *SIAM J. on Optim.* **23**, 2341–2368 (2013).
17. Kingma, D. P. & Ba, J. Adam: A method for stochastic optimization. *arXiv preprint arXiv:1412.6980* (2014).

Author contributions statement

L.H initiated the idea , designed the algorithm ,processed the data and conducted the experiments.Y.Y conducted the experiments and processed the data. Z.F conducted the experiments and help design the algorithm.S.Z instructed computational optimization and realization.H.D is a clinical expert experienced critical care and provided clinical instructions in this project. D.L initiated the idea, designed the algorithms, supervised and coordinated the project.All authors reviewed the manuscript.

Additional information