

# Modality-based Factorization for Multimodal Fusion

Elham J. Barezi, Peyman Momeni, Ian wood, Pascale Fung

Center for Artificial Intelligence Research (CAiRE)  
 Department of Electronic and Computer Engineering  
 The Hong Kong University of Science and Technology, Clear Water Bay, Hong Kong  
 {ejs,pascale}@ust.hk

## Abstract

We propose a multimodal data fusion method by obtaining a  $M + 1$  dimensional tensor to consider the high-order relationship between  $M$  modalities and the output layer of a neural network model. Applying a modality-based tensor factorization method, which adopts different factors for different modalities, results in removing the redundant information with respect to model outputs and leads to fewer model parameters with minimal loss of performance. This factorization method works as a regularizer which leads to a less complicated model and avoids overfitting. In addition, a modality-based factorization approach helps to understand the amount of useful information in each modality.

We have applied this method to three different multimodal datasets in sentiment analysis, personality trait recognition, and emotion recognition. The results demonstrate that the approach yields a 1% to 4% improvement on several evaluation measures compared to the state-of-the-art for all three tasks.

## Introduction and Related Works

Multimodal data fusion is a desirable method for many machine learning tasks where information is available from multiple source modalities, typically achieving better predictions. Multimodal integration can handle missing data from one or more modalities. Since some modalities can include noise, it can lead to more robust prediction. Moreover, since some information may not be visible in some modalities or a single modality may not be powerful enough for a specific task, considering multiple modalities often improves performance (Potamianos et al. 2003; Soleymani, Pantic, and Pun 2012; Kampman et al. 2018).

For example, humans assign personality traits to each other, as well as to virtual characters by inferring personality from diverse cues, both behavioral and verbal, suggesting that a model to predict personality should take into account multiple modalities such as language, speech, and visual cues.

Multimodal fusion has a very broad range of applications, including audio-visual speech recognition (Potamianos et al. 2003), multimodal emotion recognition (Soleymani, Pantic, and Pun 2012), medical image analysis (James and Dasarathy 2014), and multimedia event detection (Lan et al. 2014), Per-

sonality trait detection (Kampman et al. 2018), and sentiment analysis (Zadeh et al. 2017).

According to the recent work by (Baltrušaitis, Ahuja, and Morency 2018), the techniques for multimodal fusion can be divided into early, late and hybrid approaches. Early approaches combine the multimodal features immediately by simply concatenating them (D’mello and Kory 2015). Late fusion combines the decision for each modality (either classification, or regression), by voting (Morvant, Habrard, and Ayache 2014), averaging (Shutova, Kiela, and Maillard 2016) or weighted sum of the outputs of the learned models (Glodek et al. 2011; Shutova, Kiela, and Maillard 2016). The hybrid approach combines the prediction by early fusion and unimodal predictions.

It has been observed that early fusion (feature level fusion) concentrates on the inter-modality information rather than intra-modality information (Zadeh et al. 2017) due to the fact that inter-modality information can be more complicated at the feature level and dominates the learning process. On the other hand, these fusion approaches are not powerful enough to extract the inter-modality integration model and they are limited to some simple combining methods (Zadeh et al. 2017).

Zadeh et al. (Zadeh et al. 2017) proposed combining  $n$  modalities by computing an  $n$  dimensional tensor as a tensor product of the  $n$  different modality representations followed by a flattening operation, in order to include 1-st order to  $n$ -th order inter modality relations. This is then fed to a neural network model to make predictions. The authors show that their proposed method improves the accuracy by considering both inter-modality and intra-modality relations. However, the generated representation has a very large dimension which leads to a very large hidden layer and therefore a huge number of parameters. Recently (Liu et al. 2018) proposed a factorization approach in order to achieve a factorized version of the weight matrix which leads to fewer parameters while maintaining model accuracy. They use a CANDECOMP/PARAFAC decomposition (Carroll and Chang 1970; Harshman 1970) which follows Eq. 1 in order to decompose a tensor  $W \in \mathbb{R}^{d_1 \times \dots \times d_M}$  to several 1-dimensional vectors

$w_m^i \in \mathbb{R}^{d_k}$ :

$$\begin{aligned} W &= \sum_{i=1}^r \lambda_i w_1^i \otimes w_2^i \otimes \dots \otimes w_M^i \\ &= \sum_{i=1}^r \lambda_i \otimes_{m=1}^M w_m^i \end{aligned} \quad (1)$$

where  $\otimes$  is the outer product operator,  $\lambda_i$ s are scalar weights to combine rank 1 decompositions. The authors approach used the same factorization rate for all modalities, i.e.  $r$  is shared for all the modalities, resulting in the same compression rate for all the modalities, and is not able to allow for varying compression rates between modalities. Previous studies have found that some modalities are more informative than others (De Silva, Miyasato, and Nakatsu 1997; Kampman et al. 2018), suggesting that allowing different compression rates for different modalities should improve performance.

Our method, Modality-based Redundancy Reduction multimodal Fusion (MRRF), uses Tuckers tensor decomposition instead (see the Methodology section), which uses different factorization rates for each modality, allowing for variations in the amount of useful information between modalities. Modality-specific factors are chosen by maximising performance on a validation set. Applying a modality-based factorization method, results in removing the redundant information in the aforementioned high-order dependency structure and leads to fewer parameters with minimal information loss. Our method, works as a regularizer which leads to a less complicated model and reduces overfitting. In addition, our modality-based factorization approach helps to figure out the amount of useful information in each modality for the task at hand.

We evaluate the performance of our approach using sentiment analysis, personality detection, and emotion recognition from audio, text and video frames. The method reduces the number of parameters which requires fewer training samples, providing efficient training for the smaller datasets, and accelerating both training and prediction. Our experimental results demonstrate that the proposed approach can make notable improvements, in terms of accuracy, mean average error (MAE), correlation, and  $F_1$  score, specially for the applications with more complicated inter-modality relations.

We further study the effect of different factorization rates for different modalities. Our results on the importance of each modality for each task supports the previous results on the usefulness of each modality for personality recognition, emotion recognition and sentiment analysis. Moreover, our results demonstrate that our factorization approach avoids underfitting and overfitting for very simple and very large models, respectively.

In the sequel, we first explain the notation used in this paper. We elaborate on the details of our proposed method in methodology section. In the following section we go on to describe our experimental setup. In the results section, we compare the performance of MRRF and state-of-the-art baselines on three different datasets and discuss the effect of factorization rate on each modality. Finally, we provide a brief conclusion of the approach and the results.

## Notation

The operator  $\otimes$  is the outer product operator which  $z_1 \otimes \dots \otimes z_M$  for  $z_i \in \mathbb{R}^{d_i}$  leads to a  $M$ -dimensional tensor in  $\mathbb{R}^{d_1 \times \dots \times d_M}$ . The operator  $\times_k$ , for a given  $k$ , is  $k$ -mode product of a tensor  $R \in \mathbb{R}^{r_1 \times r_2 \times \dots \times r_M}$  and a matrix  $W \in \mathbb{R}^{d_k \times r_k}$  as  $W \times_k R$ , which results in a tensor  $\hat{R} \in \mathbb{R}^{r_1 \times \dots \times r_{k-1} \times d_k \times r_{k+1} \times \dots \times r_M}$ . This operator first flattens the tensor  $R$  and converts it to a matrix  $\hat{R} \in \mathbb{R}^{r_k \times r_1 \dots r_{k-1} r_{k+1} \dots r_M}$ . The next step is a simple matrix product as  $W \hat{R} \in \mathbb{R}^{d_k \times r_1 \dots r_{k-1} r_{k+1} \dots r_M}$ . By unflattening the resulted matrix, we can convert it to a tensor in  $\mathbb{R}^{r_1 \times \dots \times r_{k-1} \times d_k \times r_{k+1} \times \dots \times r_M}$ .

## Methodology

We propose Modality-based Redundancy Reduction Fusion (MRRF), a tensor fusion and factorisation method allowing for modality specific compression rates, combining the power of tensor fusion methods with a reduced parameter complexity.

Instead of simply concatenating the feature vectors of each modality, or using expensive fusion approaches such as the tensor fusion method by (Zadeh et al. 2017), our aim is to use a compressed tensor fusion method.

We have used Tucker’s tensor decomposition method (Tucker 1966; Hitchcock 1927) which decomposes an  $M$  dimensional tensor  $W \in \mathbb{R}^{d_1 \times d_2 \times \dots \times d_M}$  to a core tensor  $R \in \mathbb{R}^{r_1 \times r_2 \times \dots \times r_M}$  and  $M$  matrices  $W_i \in \mathbb{R}^{r_i \times d_i}$ , with  $r_i \leq d_i$ , as it can be seen in Eq. 2.

$$\begin{aligned} W &= R \times_1 W_1 \times_2 W_2 \times_3 \dots \times_M W_M, \\ W &\in \mathbb{R}^{d_1 \times d_2 \times \dots \times d_M} \\ R &\in \mathbb{R}^{r_1 \times r_2 \times \dots \times r_M}, \\ W_i &\in \mathbb{R}^{d_i \times r_i} \end{aligned} \quad (2)$$

The operator  $\times_k$  is a  $k$ -mode product of a tensor  $R \in \mathbb{R}^{r_1 \times r_2 \times \dots \times r_M}$  and a matrix  $W \in \mathbb{R}^{d_k \times r_k}$  as  $R \times_k W$ , which results in a tensor  $\hat{R} \in \mathbb{R}^{r_1 \times \dots \times r_{k-1} \times d_k \times r_{k+1} \times \dots \times r_M}$ .

For  $M$  modalities with representations  $D_1, D_2, \dots$  and  $D_M$  of size  $d_1, d_2, \dots$  and  $d_M$ , an  $M$ -modal tensor fusion approach as proposed by the authors of (Zadeh et al. 2017) leads to a tensor  $D = D_1 \otimes D_2 \otimes \dots \otimes D_M \in \mathbb{R}^{d_1 \times d_2 \times \dots \times d_M}$ . The authors proposed flattening the tensor layer in the deep network which results in loss of the information included in the tensor structure. In this paper, we propose to avoid the flattening and follow Eq. 3 with weight tensor  $W \in \mathbb{R}^{h \times d_1 \times d_2 \times \dots \times d_M}$  and bias vector  $b \in \mathbb{R}^h$ , where leads to an output layer of size  $h$ .

$$\text{out} = WD + b \quad (3)$$

The above equation suffers from a large number of parameters ( $O(\prod_{i=1}^M d_i h)$ ) which requires a large number of the training samples, huge time and space, and easily overfits. In order to reduce the number of parameters, we propose to use Tucker’s tensor decomposition (Tucker 1966; Hitchcock 1927) as shown in Eq. 4, which works as a low-rank regularizer (Fazel 2002).

$$\begin{aligned}
W &= R \times_1 W_1 \times_2 W_2 \times_3 \dots \times_M W_M \times_{M+1} W_{M+1}, \\
W &\in \mathbb{R}^{h \times d_1 \times d_2 \times \dots \times d_M}, \\
R &\in \mathbb{R}^{r_1 \times r_2 \times r_3 \times \dots \times r_M}, \\
W_i &\in \mathbb{R}^{r_i \times d_i}, i = \{1, \dots, M\}, \\
W_{M+1} &\in \mathbb{R}^{r_{M+1} \times h}
\end{aligned} \tag{4}$$

The non-diagonal core tensor  $R$  maintain inter-modality information after compression, despite the factorization proposed by (Liu et al. 2018) which loses part of inter-modality information.

After combining the core tensor  $R$  and the output matrix  $W_{M+1}$ , the decomposition in Eq. 4 reduces to Eq. 5:

$$\begin{aligned}
W &= \hat{R} \times_1 W_1 \times_2 \dots \times_M W_M, \\
\hat{R} &\in \mathbb{R}^{r_1 \times \dots \times r_M \times h}
\end{aligned} \tag{5}$$

Substituting Eq. 5 into Eq. 3 leads to a factorized multi-modal integration model. Figure 1 presents an example of this process with two input modalities.

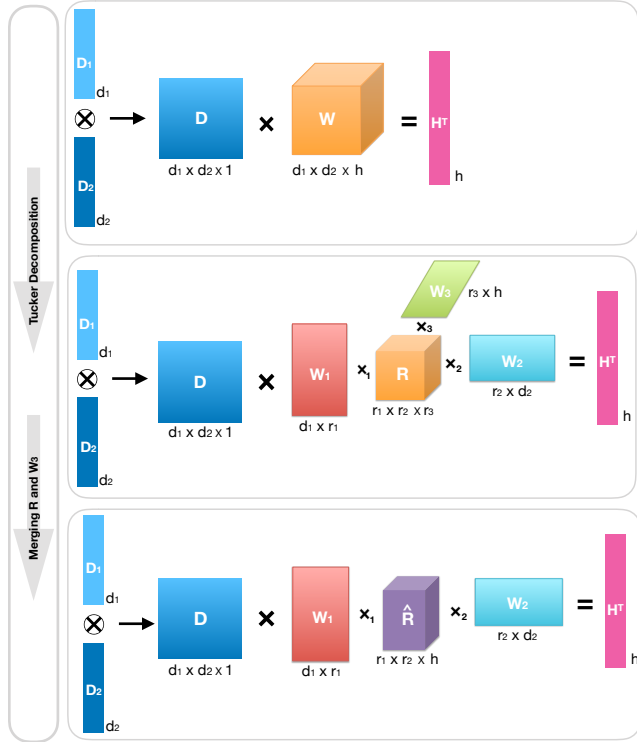


Figure 1: The proposed tensor factorization layer for integrating two modalities.

For a multimodal deep neural network architecture consisting of three separate channels for audio, text, and video, we can represent the method as seen in Fig. 2. It is worth mentioning that a simple outer product of the input features leads only to the high-order trimodal dependencies. In order

to overcome this drawback, the input feature vectors for each modality have been padded by 1 and thus also obtain the unimodal and bimodal dependencies. Algorithm 1 shows the whole MRRF algorithm.

---

#### Algorithm 1 Tensor Factorization Layer.

---

**Input:**  $n$  input modalities  $D_1, D_2, \dots, D_n$  of size  $d_1, d_2, \dots, d_n$ , correspondingly.

**Initialization:** factorization size for each modality  $r_1, r_2, \dots, r_n$ .

- 1: Compute tensor  $D = D_1 \otimes D_2 \otimes \dots \otimes D_n$
- 2: Generate the layers for  $out = WD + b$  which  $W = \hat{R} \times_1 W_1 \times_2 \dots \times_M W_M$  in order to transform the high-dimensional tensor  $D$  to the output  $h$ .
- 3: Use Adam optimizer for the differentiable tensor factorization layer to find the unknown parameters  $W_1, W_2, \dots, W_n, \hat{R}, b$ .

**Output:** Factors for Weight Matrix  $W$ :  $W_1, W_2, \dots, W_n, R$ .

---

It is notable to mention that the factorization step is task dependent, included in the deep network structure and learned during network training. Thus, for follow-up learning tasks, we would learn a new factorization specific to the task at hand, typically also estimating optimal compression ratios as described in the discussion section. In this process, any shared, helpful information is retained, as demonstrated by our results.

Following our proposed approach, we have decomposed the trainable  $W$  tensor to four substantially smaller trainable matrices ( $W_1, W_2, W_3, R$ ) leading to  $O(\sum_{i=1}^M (d_i * r_i) + \prod_{i=1}^M r_i * h)$  parameters.

For the feature level information of size  $d_1, d_2$  and  $d_3$  for three different modalities, concat fusion (CF) leads to a layer size of  $O(\sum_{i=1}^M d_i)$  and  $O(\sum_{i=1}^M d_i * h)$  parameters.

The tensor fusion approach (TF), Applying the flattening method directly to Eq. 3, leads to a layer size of  $O(\prod_{i=1}^M d_i)$ , and  $O(\prod_{i=1}^M d_i * h)$  parameters. The LMF approach (Liu et al. 2018) requires training  $O(\sum_{i=1}^M r * h * d_i)$  parameters, where  $r$  is the rank used for all the modalities.

It can be seen that the number of parameters in the proposed approach is substantially fewer than the simple tensor fusion (TF) approach and comparable to the LMF approach. For example, most often  $r < h$  is presumable which leads to much fewer parameters for MRRF than LMF. However the simple concatenating approach has fewer parameters which leads to worse performance as a result of biasing toward the intra-modality information representation than the inter-modality information fusion.

## Experimental Setup

### Datasets

We perform our experiments on the following multimodal datasets: CMU-MOSI (Zadeh et al. 2016), POM (Park et al. 2014), and IEMOCAP (Busso et al. 2008) for sentiment

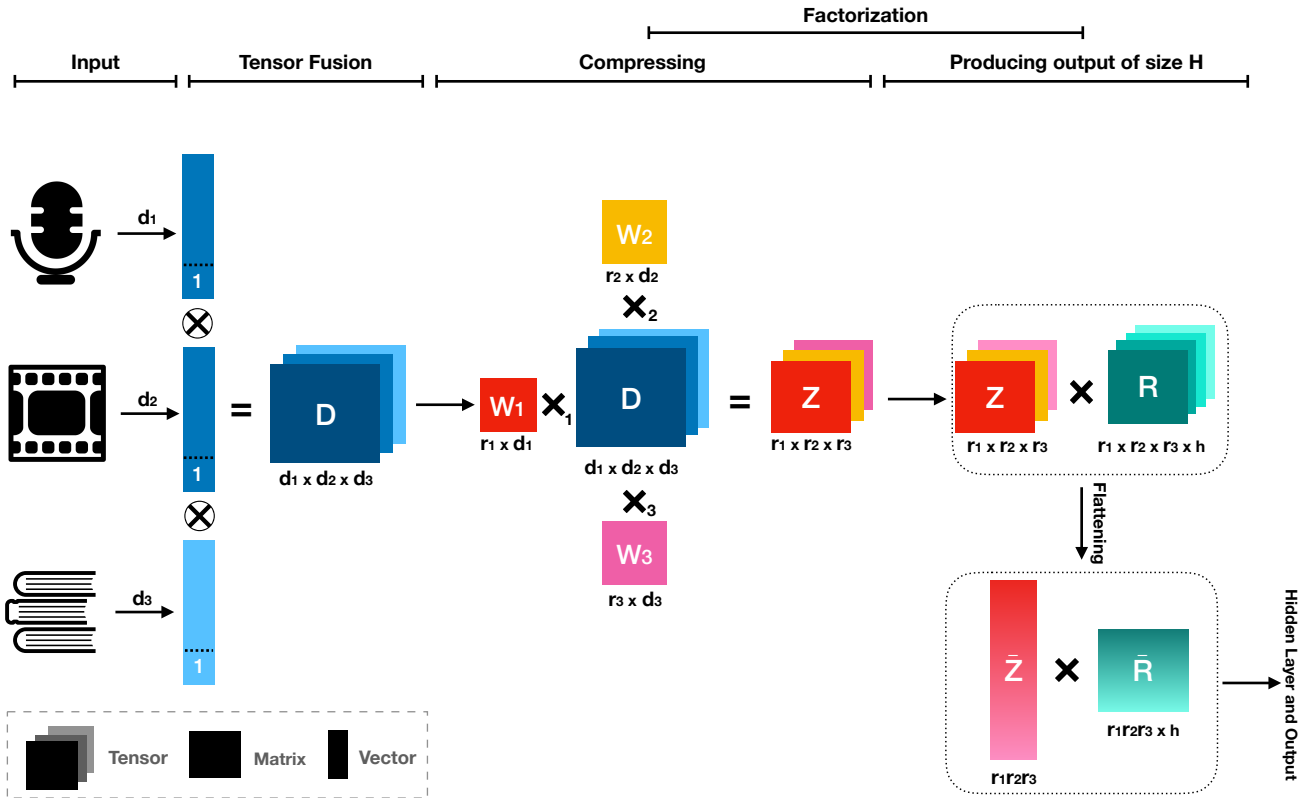


Figure 2: Diagram of Modality-based Redundancy Reduction Multimodal Fusion (MRRF).

analysis, speaker traits recognition, and emotion recognition, respectively. These tasks can be done by integrating both verbal and nonverbal behaviors of the persons.

The CMU-MOSI dataset is annotated on a seven-step scale as highly negative, negative, weakly negative, neutral, weakly positive, positive, highly positive which can be considered as a 7 class classification problem with 7 labels in the range  $[-3, +3]$ . The dataset is an annotated dataset of 2199 opinion utterances from 93 distinct YouTube movie reviews, each containing several opinion segments. Segments average of 4.2 seconds in length.

The POM dataset is composed of 903 movie review videos. Each video is annotated with the following speaker traits: confident, passionate, voice pleasant, dominant, credible, vivid, expertise, entertaining, reserved, trusting, relaxed, outgoing, thorough, nervous, persuasive and humorous.

The IEMOCAP dataset is a collection of 151 videos of recorded dialogues, with 2 speakers per session for a total of 302 videos across the dataset. Each segment is annotated for the presence of 9 emotions (angry, excited, fear, sad, surprised, frustrated, happy, disgust and neutral).

Each dataset consists of three modalities, namely language, visual, and acoustic. The visual and acoustic features are calculated by taking the average of their feature values over the word time interval (Chen et al. 2017). In order to perform

time alignment across modalities, the three modalities are aligned using P2FA (Yuan and Liberman 2008) at the word level.

Pre-trained 300-dimensional Glove word embeddings (Chen et al. 2017) were used to extract the language feature representations, which encodes a sequence of the transcribed words into a sequence of vectors.

Visual features for each frame (sampled at 30Hz) are extracted using the library Facet<sup>1</sup> which includes 20 facial action units, 68 facial landmarks, head pose, gaze tracking and HOG features (Zhu et al. 2006).

COVAREP acoustic analysis framework (Degottex et al. 2014) is used to extract low-level acoustic features, including 12 Mel frequency cepstral coefficients (MFCCs), pitch, voiced/unvoiced segmentation, glottal source, peak slope, and maxima dispersion quotient features.

To evaluate model generalization, all datasets are split into training, validation, and test sets such that the splits are speaker independent, i.e., no speakers from the training set are present in the test sets. Table 1 illustrates the data splits for all the datasets in detail.

<sup>1</sup>goo.gl/1rh1JN

Dataset Level	CMU-MOSI Segment	IEMOCAP Segment	POM Video
Train	1284	6373	600
Valid	229	1775	100
Test	686	1807	203

Table 1: The speaker independent data splits for training, validation, and test sets

## Model Architecture

Similarly to (Liu et al. 2018), we use a simple model architecture for extracting the representations for each modality. We used three unimodal sub-embedding networks to extract representations  $z_a$ ,  $z_v$  and  $z_l$  for each modality, respectively. For acoustic and visual modalities, the sub-embedding network is a simple 2-layer feed-forward neural network, and for language, we used a long short-term memory (LSTM) network (Hochreiter and Schmidhuber 1997).

We tuned the layer sizes, the learning rates and the factorization rates, by checking the mean average error for the validation set by grid search. We trained our model using the Adam optimizer (Kingma and Ba 2014). All models were implemented with Pytorch (Paszke et al. 2017).

## Results

We compared our proposed method with three baseline methods. Concat fusion (CF) (Baltrušaitis, Ahuja, and Morency 2018) proposes a simple concatenation of the different modalities followed by a linear combination. The tensor fusion approach (TF) (Zadeh et al. 2017) computes a tensor including uni-modal, bi-modal, and tri-modal combination information. LMF (Liu et al. 2018) is a tensor fusion method that performs tensor factorization using the same rank for all the modalities in order to reduce the number of parameters. Our proposed method aims to use different factors for each modality.

In Table 2, we present mean average error (MAE), the correlation between prediction and true scores, accuracy and F1 measure. The proposed approach outperforms baseline approaches in nearly all metrics, with marked improvements in Happy and Neutral recognition. The reason is that the inter-modality information for these emotions is more complicated than the other emotions and requires a non-diagonal core tensor to extract the complicated information.

## Investigating the Effect of Factorization Rate on Each Modality

In this section, we aim to investigate the amount of redundant information in each modality. To do this, after obtaining a tensor which includes the combinations of all modalities with the equivalent size, we factorize a single dimension of the tensor while keeping the size for the other modalities fixed. By observing how the performance changes by factorization rate, one can find how much redundant information is contained in the corresponding modality relative to the other modalities.

The results can be seen in Fig. 3, 4 and 5. The horizontal axis is the ratio of compressed size over the original size for a single modality (factorization rate =  $\frac{\text{Compressed size}}{\text{Original size}} = \frac{r_i}{d_i}$ ), and the vertical axis shows the accuracy for each modality.

Fig. 3 shows the results for the IEMOCAP emotion recognition dataset in 4 columns for the four emotional categories including happy, angry, sad, and neutral. The first point that could be perceived clearly from the different modality diagrams is that each of the modalities has a different optimum compression rate (the maximum accuracy is highlighted in each of the diagrams), which means they each have a different amount of the redundant information. In other words, a high accuracy for a small factorization rate means that there is a lot of redundant information in this modality. The information loss resulting from this factorization could be compensated by the other modalities thus avoiding performance reduction. For example, looking at the sad category, we see higher optimal factor sizes than the angry category apart from the video modality, which is more informative for the angry category than the sad category. This observation is supported by the results obtained in (De Silva, Miyasato, and Nakatsu 1997).

Moving on to the neutral category, optimal factorization rates are smaller (a higher compression rate) for video and language modalities. We know that the neutral category is very difficult to predict by these modalities in comparison to the other categories which means that these modalities are not that informative for the neutral category. The happy category suffers a lot by smaller factors (higher compression rate) which we can interpret that all the modalities include some useful information for this category.

Fig. 3 shows results for the CMU-MOSI sentiment analysis dataset. For this dataset also, the first point that could be perceived clearly is that each modality has a different optimum compression rate, which means there is a different amount of the non-redundant information in each modality. In addition, we can see that the language modality cannot be compressed very much and includes little redundant information for the current task.

Fig. 5 shows the results for the POM personality trait recognition dataset. For this dataset also, each of the modalities has a different optimum compression rate (the maximum accuracy is highlighted in each of the diagrams), meaning they have differing levels of the non-redundant information. Moreover, we can see that the visual modality includes more non-redundant information for the personality recognition, which is supported by other recent publications (Kampman et al. 2018).

In Figures 3,4 and 5, the accuracy curves under different compression rates show a trend of increasing first and then decreasing. This phenomenon has some logical reasons. If The factor is too small and the resulted model is too simple, and tends to underfit. On the other hand, if the factor is too large and the model is not compressed, it is too large with many parameters and is prone to overfitting. This supports the supposition that our factorization method functions as a regularizer. Therefore, the accuracy is lower at the beginning and the end of the factorization spectrum.

## Conclusion

We proposed a tensor fusion method for multimodal media analysis by obtaining a  $M + 1$  dimensional tensor to consider the high-order relationships between  $M$  input modalities and the output layer. Our modality-based factorization method

Dataset Metric	CMU-MOSI					POM			IEMOCAP							
	MAE	corr	acc-7	acc-2	F1	MAE	corr	acc	F1-Angry	acc-Angry	F1-Sad	acc-Sad	F1-Happy	acc-Happy	F1-Neutral	acc-Neutral
CF	1.14	.5386	29.45	68.07	68.16	0.8586	.2757	34.02	82.87	81.88	83.19	83.79	83.98	85.28	64.53	66.84
TF	1.16	.5472	29.30	68.51	68.33	0.8584	.2910	34.29	85.51	84.86	84.24	84.82	82.68	83.36	65.15	68.23
LMF	<b>1.05</b>	<b>.5865</b>	<b>31.63</b>	<b>72.01</b>	<b>72.03</b>	<b>0.8549</b>	<b>.2877</b>	<b>34.40</b>	<b>85.42</b>	<b>84.40</b>	<b>85.74</b>	<b>85.59</b>	<b>81.95</b>	<b>86.78</b>	<b>65.89</b>	<b>68.12</b>
MRRF	<b>1.05</b>	<b>.5869</b>	<b>31.85</b>	<b>73.03</b>	<b>73.09</b>	<b>0.8443</b>	<b>.2921</b>	<b>34.56</b>	<b>85.99</b>	<b>85.50</b>	<b>85.75</b>	<b>86.03</b>	<b>85.56</b>	<b>86.89</b>	<b>67.89</b>	<b>69.40</b>

Table 2: Results for Sentiment Analysis on CMU-MOSI, emotion recognition on IEMOCAP and personality trait recognition on POM. (CF, TF, and LMF stand for concat, tensor and low-rank fusion respectively).

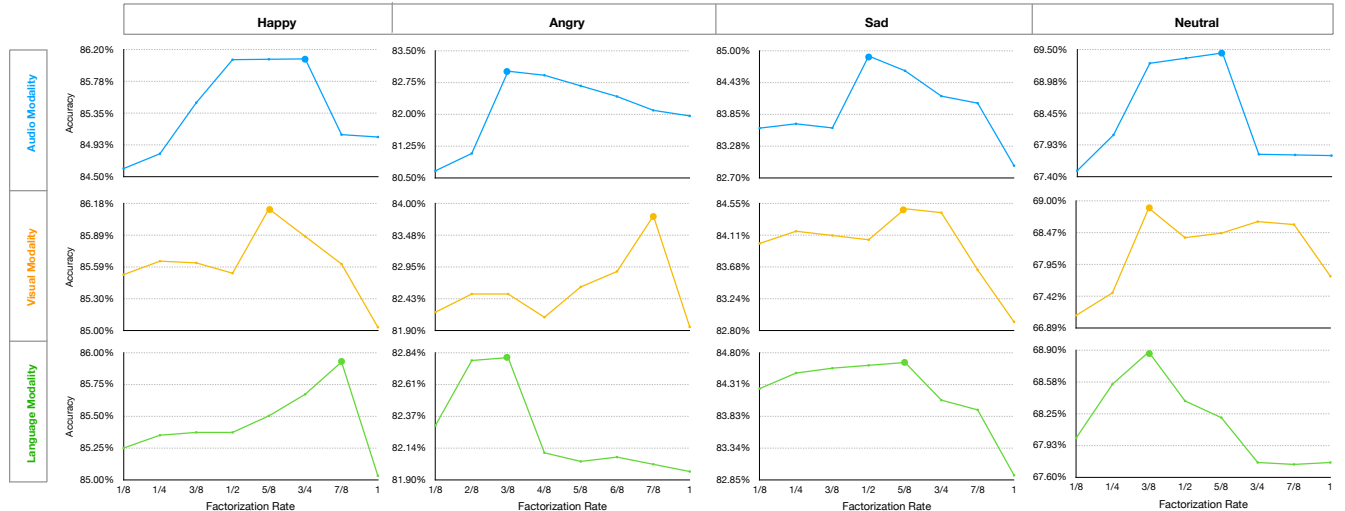


Figure 3: Effect of Different Factorization Rates on Accuracy for Single Modalities of the IEMOCAP Emotion Recognition Dataset.

removes the redundant information in this high-order dependency structure and leads to the fewer parameters with minimal loss of information.

The Modality-based Redundancy Reduction multimodal Fusion (MRRF) works as a regularizer which leads to a less complicated model and avoids overfitting. In addition, a modality-based factorization approach helps to figure out the amount of non-redundant useful information in each individual modality through investigation of optimal modality-specific compression rates.

We have provided experimental results for combining acoustic, text, and visual modalities for three different tasks: sentiment analysis, personality trait recognition, and emotion recognition. We have seen that the modality-based tensor compression approach improves the results in comparison to the simple concatenation method, the tensor fusion method and tensor fusion using the same factorization rank for all modalities, as proposed in the LMF method. In other words, the proposed method enjoys the same benefits as the tensor fusion method and avoids suffering from having a large number of parameters, which leads to a more complex model, needs many training samples and is prone to overfitting. We have evaluated our method by comparing the results with state-of-the-art methods, achieving a 1% to 4% improvement across multiple measures for the different tasks.

Moreover, we have investigated the effect of the compression rate on single modalities while fixing the other modalities helping to understand the amount of useful non-redundant information in each modality.

In future, as the availability of data with more and more modalities increases, both finding a trade-off between cost and performance and effective and efficient utilisation of available modalities will be vital.

To be specific, does adding more modalities result in new information?

If so, does the amount of performance improvement worth the resulting computational and memory cost?

Accordingly, exploring the compression and factorization methods could help removing highly redundant modalities.

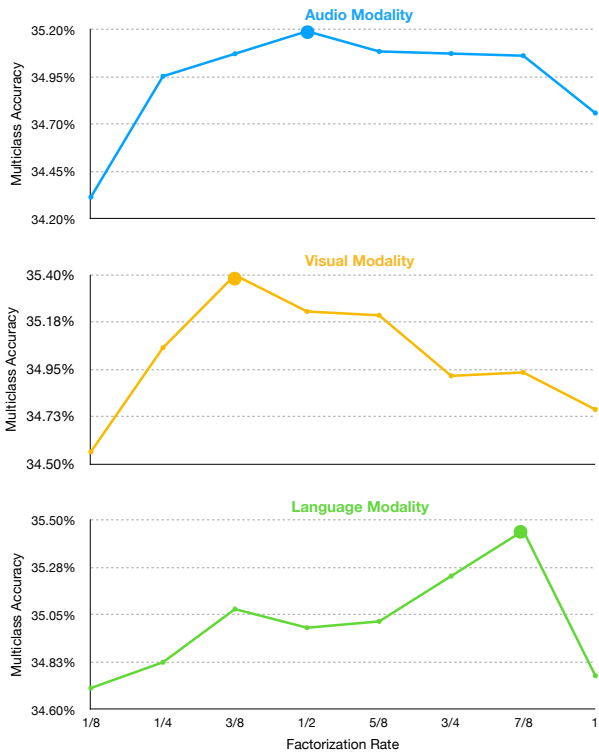


Figure 4: CMU-MOSI Sentiment Analysis Dataset: Effect of Different Factorization Rates on Accuracy for Single Modalities.

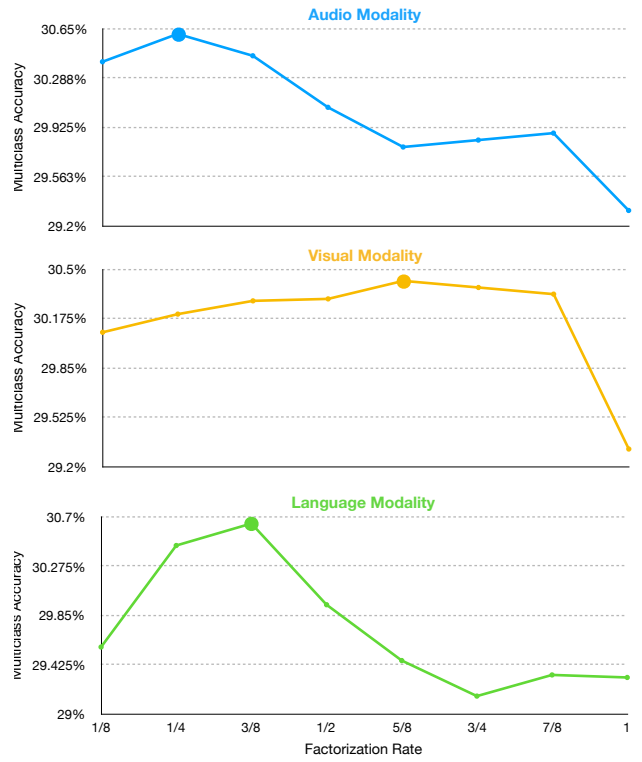


Figure 5: POM Personality Recognition Dataset: Effect of Different factorization Rates on Accuracy for Single Modalities.

## References

- [Baltrušaitis, Ahuja, and Morency 2018] Baltrušaitis, T.; Ahuja, C.; and Morency, L.-P. 2018. Multimodal machine learning: A survey and taxonomy. *IEEE Transactions on Pattern Analysis and Machine Intelligence*.
- [Busso et al. 2008] Busso, C.; Bulut, M.; Lee, C.-C.; Kazemzadeh, A.; Mower, E.; Kim, S.; Chang, J. N.; Lee, S.; and Narayanan, S. S. 2008. Iemocap: Interactive emotional dyadic motion capture database. *Language resources and evaluation* 42(4):335.
- [Carroll and Chang 1970] Carroll, J. D., and Chang, J.-J. 1970. Analysis of individual differences in multidimensional scaling via an n-way generalization of eckart-young decomposition. *Psychometrika* 35(3):283–319.
- [Chen et al. 2017] Chen, M.; Wang, S.; Liang, P. P.; Baltrušaitis, T.; Zadeh, A.; and Morency, L.-P. 2017. Multimodal sentiment analysis with word-level fusion and reinforcement learning. In *Proceedings of the 19th ACM International Conference on Multimodal Interaction*, 163–171. ACM.
- [De Silva, Miyasato, and Nakatsu 1997] De Silva, L. C.; Miyasato, T.; and Nakatsu, R. 1997. Facial emotion recognition using multi-modal information. In *Information, Communications and Signal Processing, 1997. ICICS., Proceedings of 1997 International Conference on*, volume 1, 397–401. IEEE.
- [Degottex et al. 2014] Degottex, G.; Kane, J.; Drugman, T.; Raitio, T.; and Scherer, S. 2014. Covarepa collaborative voice analysis repository for speech technologies. In *Acoustics, Speech and Signal Processing (ICASSP), 2014 IEEE International Conference on*, 960–964. IEEE.
- [D’mello and Kory 2015] D’mello, S. K., and Kory, J. 2015. A review and meta-analysis of multimodal affect detection systems. *ACM Computing Surveys (CSUR)* 47(3):43.
- [Fazel 2002] Fazel, M. 2002. *Matrix rank minimization with applications*. Ph.D. Dissertation, PhD thesis, Stanford University.
- [Glodek et al. 2011] Glodek, M.; Tschechne, S.; Layher, G.; Schels, M.; Brosch, T.; Scherer, S.; Kächele, M.; Schmidt, M.; Neumann, H.; Palm, G.; et al. 2011. Multiple classifier systems for the classification of audio-visual emotional states. In *Affective Computing and Intelligent Interaction*. Springer. 359–368.
- [Harshman 1970] Harshman, R. 1970. Foundations of the parafac procedure: Models and conditions for an “explanatory” multimodal factor analysis. *UCLA Working Papers in Phonetics* 16:1–84.
- [Hitchcock 1927] Hitchcock, F. L. 1927. The expression of a tensor or a polyadic as a sum of products. *Studies in Applied Mathematics* 6(1-4):164–189.
- [Hochreiter and Schmidhuber 1997] Hochreiter, S., and Schmidhuber, J. 1997. Long short-term memory. *Neural computation* 9(8):1735–1780.
- [James and Dasarathy 2014] James, A. P., and Dasarathy, B. V. 2014. Medical image fusion: A survey of the state of the art. *Information Fusion* 19:4–19.
- [Kampman et al. 2018] Kampman, O.; Barezi, E. J.; Bertero, D.; and Fung, P. 2018. Investigating audio, video, and text fusion methods for end-to-end automatic personality prediction. In *Proceedings of the 56th Annual Meeting of the Association for Computational Linguistics (Volume 2: Short Papers)*, volume 2, 606–611.
- [Kingma and Ba 2014] Kingma, D., and Ba, J. 2014. Adam: A method for stochastic optimization. *arXiv preprint arXiv:1412.6980*.
- [Lan et al. 2014] Lan, Z.-Z.; Bao, L.; Yu, S.-I.; Liu, W.; and Hauptmann, A. G. 2014. Multimedia classification and event detection using double fusion. *Multimedia tools and applications* 71(1):333–347.
- [Liu et al. 2018] Liu, Z.; Shen, Y.; Bharadhwaj Lakshminarasimhan, V.; Liang, P. P.; Zadeh, A.; and Morency, L.-P. 2018. Efficient low-rank multimodal fusion with modality-specific factors. *arXiv preprint arXiv:1806.00064*.
- [Morvant, Habrard, and Ayache 2014] Morvant, E.; Habrard, A.; and Ayache, S. 2014. Majority vote of diverse classifiers for late fusion. In *Joint IAPR International Workshops on Statistical Techniques in Pattern Recognition (SPR) and Structural and Syntactic Pattern Recognition (SSPR)*, 153–162. Springer.
- [Park et al. 2014] Park, S.; Shim, H. S.; Chatterjee, M.; Sagae, K.; and Morency, L.-P. 2014. Computational analysis of persuasiveness in social multimedia: A novel dataset and multimodal prediction approach. In *Proceedings of the 16th International Conference on Multimodal Interaction*, 50–57. ACM.
- [Paszke et al. 2017] Paszke, A.; Gross, S.; Chintala, S.; Chanan, G.; Yang, E.; DeVito, Z.; Lin, Z.; Desmaison, A.; Antiga, L.; and Lerer, A. 2017. Automatic differentiation in pytorch.
- [Potamianos et al. 2003] Potamianos, G.; Neti, C.; Gravier, G.; Garg, A.; and Senior, A. W. 2003. Recent advances in the automatic recognition of audiovisual speech. *Proceedings of the IEEE* 91(9):1306–1326.
- [Shutova, Kiela, and Maillard 2016] Shutova, E.; Kiela, D.; and Maillard, J. 2016. Black holes and white rabbits: Metaphor identification with visual features. In *Proceedings of the 2016 Conference of the North American Chapter of the Association for Computational Linguistics: Human Language Technologies*, 160–170.
- [Soleymani, Pantic, and Pun 2012] Soleymani, M.; Pantic, M.; and Pun, T. 2012. Multimodal emotion recognition in response to videos. *IEEE transactions on affective computing* 3(2):211–223.
- [Tucker 1966] Tucker, L. R. 1966. Some mathematical notes on three-mode factor analysis. *Psychometrika* 31(3):279–311.
- [Yuan and Liberman 2008] Yuan, J., and Liberman, M. 2008. Speaker identification on the scotus corpus. *Journal of the Acoustical Society of America* 123(5):3878.
- [Zadeh et al. 2016] Zadeh, A.; Zellers, R.; Pincus, E.; and Morency, L.-P. 2016. Mosi: multimodal corpus of sentiment



intensity and subjectivity analysis in online opinion videos.  
*arXiv preprint arXiv:1606.06259*.

[Zadeh et al. 2017] Zadeh, A.; Chen, M.; Poria, S.; Cambria, E.; and Morency, L.-P. 2017. Tensor fusion network for multimodal sentiment analysis. *arXiv preprint arXiv:1707.07250*.

[Zhu et al. 2006] Zhu, Q.; Yeh, M.-C.; Cheng, K.-T.; and Avidan, S. 2006. Fast human detection using a cascade of histograms of oriented gradients. In *Computer Vision and Pattern Recognition, 2006 IEEE Computer Society Conference on*, volume 2, 1491–1498. IEEE.