

Incremental Scene Synthesis

Benjamin Planche^{1,2} Xuejian Rong^{3,4} Ziyang Wu⁴ Srikrishna Karanam⁴
 Harald Kosch² YingLi Tian³ Andreas Hutter¹ Jan Ernst⁴

¹Siemens Corporate Technology, Munich, Germany

²University of Passau, Passau, Germany

³The City College, City University of New York, New York NY

⁴Siemens Corporate Technology, Princeton NJ

{first.last}@siemens.com, {xrong,ytian}@ccny.cuny.edu, harald.kosch@uni-passau.de

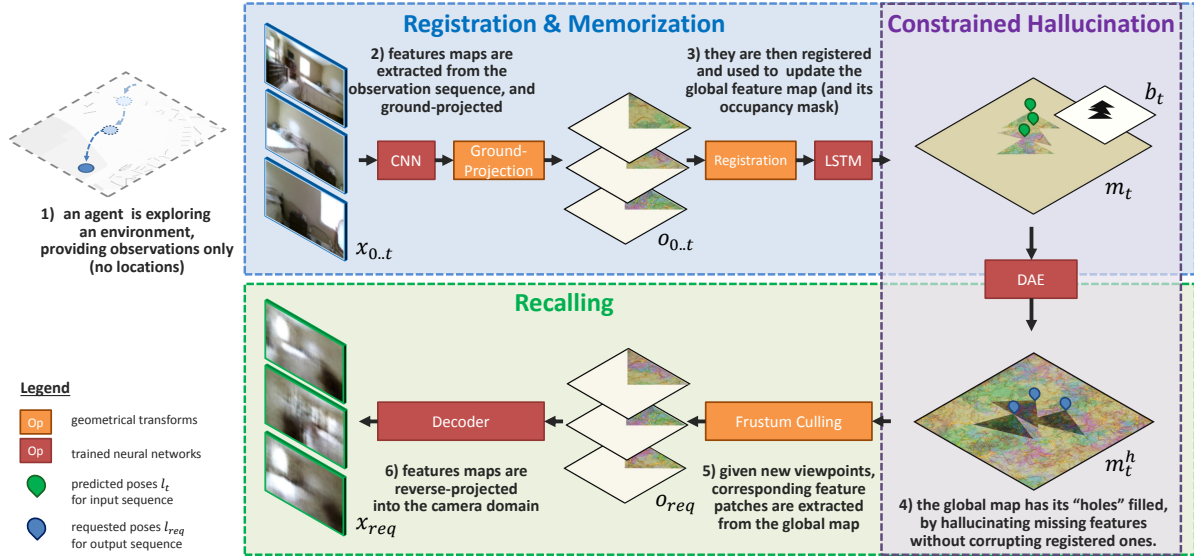


Figure 1: **Overall Pipeline.** The proposed system is able to register observations from a non-localized agent in a global feature map, which can then be used to generate new observations.

Abstract

We present a method to incrementally generate complete 2D or 3D scenes with the following properties: (a) it is globally consistent at each step according to a learned scene prior; (b) real observations of an actual scene can be incorporated while observing global consistency; (c) unobserved parts of the scene can be hallucinated locally in consistence with previous observations, hallucinations and global priors, and (d) the hallucinations are statistical in nature, i.e., different consistent scenes can be generated from the same observations. To achieve this, we model the motion of an active agent through a virtual scene, where the

agent at each step can either perceive a true (i.e. observed) part of the scene or generate a local hallucination. The latter can be interpreted as the expectation of the agent at this step through the scene and can already be useful, e.g., in autonomous navigation. In the limit of observing real data at each point, our method converges to solving the SLAM problem. In the limit of never observing real data, it samples entirely imagined scenes from the prior distribution. Besides autonomous agents, applications include problems where large data is required for training and testing robust real-world applications, but few data is available, necessitating data generation. We demonstrate efficacy on various 2D as well as preliminary 3D data.

1. Introduction

We live in a three-dimensional world, and a proper cognitive understanding and prediction of its structure is crucial for acting and planning. The ability to anticipate under uncertainty is necessary for autonomous agents to perform various downstream tasks such as planning, exploration, and target navigation [1]. Deep learning has recently shown promise in addressing these questions [2, 3, 4, 5, 6]. Given a set of views of an object and the corresponding camera poses, these methods are able to learn its 3D shape via direct 3D or 2D supervision.

Existing *novel view synthesis* methods of this type have three general restrictions: First, most recent approaches solely focus on single objects and surrounding viewpoints, and are trained with category-dependent 3D shape prior (e.g., voxel, mesh, or point cloud model) and 3D/2D supervision (e.g., reprojection loss), which is not trivial to prepare in natural scenes. While recent work on auto-regressive pixel generation [5], appearance flow prediction [6], or a combination of both [4] generate encouraging preliminary results for scenes, they only evaluate on data with mostly forwarding translation (e.g., KITTI dataset [7]), and no scene understanding capabilities are convincingly shown. Second, these approaches assume that the camera poses are known precisely for all provided observations. This is a practically and biologically unrealistic assumption: a typical intelligent agent only has access to its own observations, not its precise location relative to objects in the present environments (albeit it can be provided by some oracle in synthetic environments, e.g., [8]). Third, there are no constraints to guarantee consistency and coherence among the synthesized results.

In this paper, we address these issues with a unified framework that incrementally generates complete 2D or 3D scenes. Our solution builds upon the MapNet system [9], which offers an elegant solution to the registration problem but does not provide any memory-reading functionality. In comparison, our method not only provides a completely functional memory system, but also displays superior generation performance than parallel deep reinforcement learning methods (e.g., [10]). Several key contributions are summarized below:

- Starting with only scene observations provided by an active, non-localized agent, we present novel mechanisms to both use the memorized features to hallucinate unobserved parts of the scene, as well as update the global representation with both observed and hallucinated data.
- We present the first learning mechanism to explicitly ensure that the representation being updated at each step of the agent’s motion is globally consistent with the underlying scene properties.
- We present the first framework that integrates localization, globally consistent scene learning, data observation, and hallucination-aware representation updating to enable incremental unobserved scene synthesis.

To demonstrate the effectiveness of our proposed model, we evaluate it on a variety of 2D partially observable synthetic and realistic environments. Finally, to establish its scalability, we also perform evaluations of the proposed model on challenging 3D environments.

2. Related Work

Localization and mapping are long-standing problems in computer vision, constituting the field of 3D robotics and navigation. Video prediction and novel view synthesis have also gained significant interest in recent years. As our proposed model is related to both research areas, we discuss them below to put our work in proper context.

Neural Localization and Mapping. The ability to build a global representation of an environment, by registering frames captured from different viewpoints, is key to several concepts such as reinforcement learning or scene reconstruction. In both cases, the goal is to fill the global representation structure so that registered observations can be easily retrieved, and new ones e.g., from different viewpoints, can be interpolated or rendered accordingly. State-of-the-art models are mostly egocentric and action-conditioned, with a queryable memory [1, 11, 10, 12]. They usually consider an agent exploring the environment, which can provide not only an observation x_t at each time step t , but also its state s_t (e.g., its pose) or action a_t leading to this new observation (e.g. “move forward”, “move right”, “rotate clockwise”, etc.). In other words, some oracle is usually required to provide the action or current pose of the agent [12] in mapping. This provided action is typically used by state-of-the-art models to regress the agent state s_t e.g., its location and orientation, which can be used in a memory structure to index information extracted from the corresponding observation x_t . For $t = 1, \dots, \tau$, the model’s memory is filled in such a manner, using the inputs (a_t, x_t) (*memorization* phase), so that for $t > \tau$, when only provided with a_t , the model can once again regress the state s_t and use it to retrieve memorized features in order to predict the observation x_t (*anamnesis* i.e., *recall* phase).

Recent work has also made progress towards solving visual SLAM (Simultaneous Localization and Mapping) problems with deep neural networks. Different from SfM (Structure-from-Motion) methods [13, 14, 15] that typically operate offline and on unordered images, classic SLAM methods [16, 17] usually rely on real-time continuous cues in videos and coherence among frames, and are mostly composed of several carefully engineered modules, such as tracking, mapping, and re-localization. CNN-SLAM [18]

proposed to replace certain modules by deep learning based components, and presented encouraging preliminary results.

In contrast to these approaches, our proposed model not only attempts to build a map of the environment, but also makes incremental predictions and hallucination based on both past experiences/priors and current observations. This capability of predicting under uncertainty is critical in many scenarios.

3D Modeling and Geometry-based View Synthesis.

Much effort has also been expended to explicitly modeling the underlying 3D structure of both scenes and objects [19, 16, 17, 13]. While appealing and accurate results are guaranteed when multiple source images are available, this line of work is fundamentally not able to deal with sparse inputs. To address this issue, Flynn *et al.* [20] proposed a deep learning approach focused on the multi-view stereo problem by regressing directly to output pixel values. On the other hand, Ji *et al.* [21] explicitly utilized learned dense correspondences to predict the image in the middle view of a pair of source images. Generally, these methods are limited to synthesizing a middle view among fixed source images. On the other hand, our proposed framework is able to generate arbitrary target views by extrapolating from prior domain knowledge.

Novel View Synthesis. The problem we tackle here can be formulated as a novel view synthesis task. Given an image taken from a certain pose, a novel view synthesis method needs to synthesize an image from a new pose. This problem is widely studied by both computer vision [3, 6] and computer graphics [22, 23] communities.

There are two main flavors of novel view synthesis methods. The first type of methods synthesizes pixels from an input image and a pose change with an encoder-decoder structure [24, 2, 5]. The second type reuses pixels from an input image with a sampling mechanism. For instance, Zhou *et al.* [6] recasted the task of novel view synthesis as predicting dense flow fields that map the pixels in the source view to the target view, but their method is not able to hallucinate the pixels which are missing from source view. Park *et al.* [3] predicted a flow to move the pixels from the source to the target view, followed by an image completion network. Recently, methods that use geometry information have gained popularity, as they are more robust to large view changes and resulting occlusions [3, 25]. Conditional generative models have been widely used for geometric prediction [3, 5]. These models rely on additional data to perform their target tasks, and cannot be trained using images alone. In contrast, our proposed model enables the agent to predict its own pose and perform the novel view synthesis task in an end-to-end fashion.

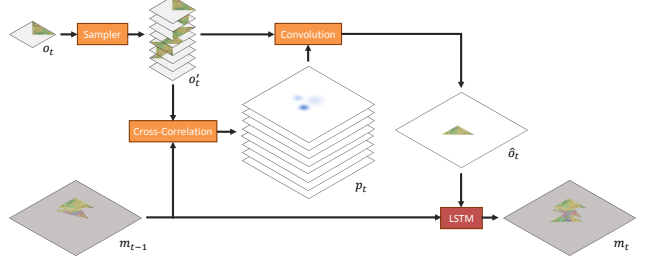


Figure 2: **Localization and memorization**, based on [9].

3. Methodology

While the current state of the art in scene registration is able to yield satisfying results, assumptions are required which include prior knowledge of the agent’s range of actions as well as the actions a_t themselves at each time step. In this paper, we consider the case of unknown agents, with only their observations x_t provided during the memorization phase. Following the spirit of the MapNet solution [9], we use an allocentric spatial memory map. Voxelized features from the input observations are registered together in a coordinate system relative to the first inputs, allowing to also regress the position and orientation of the agent in this coordinate system at each step. Furthermore, given a viewpoint and corresponding camera intrinsic parameters, features can be extracted from the global spatial memory (*frustum culling*) to recover views. Crucially, at each time step, “holes” in the memory are temporarily filled by a network trained to generate domain-relevant features while ensuring global consistency. Put together (as shown in Figure 1), our pipeline (trainable both separately and end-to-end) can be seen as an explicit topographic memory system with localization, registration and retrieval properties, as well as coherent memory-extrapolation through prior knowledge. We present our proposed approach in detail in this section.

3.1. Localization and Memorization

Extending the MapNet method [9], the first phase of our proposed pipeline takes a sequence of observed images $x_t \in \mathbb{R}^{c \times h \times w}$ (e.g., with $c = 3$ for RGB images or 4 for RGB-D ones) for $t = 1, \dots, \tau$, localizes them, and updates the allocentric spatial global map $m \in \mathbb{R}^{n \times u \times v}$ accordingly. As mentioned before, this structure can be seen as a discrete spatial map of dimensions $u \times v$ and feature size n . m_t represents the state of the global memory at time t i.e., after updating m_{t-1} with the features from x_t .

3.1.1 Encoding Memories

Observations need first to be properly encoded to fit the memory format. For each observation, a feature map

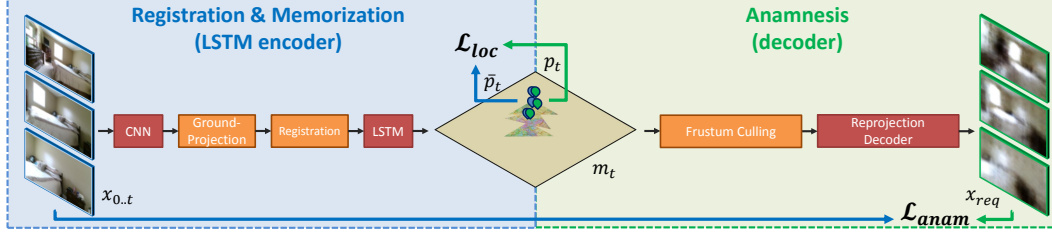


Figure 3: **Training of the memorization and recall modules.** This part of the pipeline can be seen as a particular auto-encoder (*i.e.*, with memory), and can therefore be trained end-to-end as such. \mathcal{L}_{loc} measures the accuracy of the predicted allocentric poses *i.e.*, training the encoding system to extract meaningful features (CNN) and to update the global map properly (LSTM). \mathcal{L}_{anam} measures the quality of the recalled views—rendered from the global map using the ground-truth poses—compared to the original ones.

$x'_t \in \mathbb{R}^{n \times h' \times w'}$ is extracted by E , an encoding convolutional neural network (CNN). Each feature map is then projected from the 2D image domain into a voxel tensor $o_t \in \mathbb{R}^{n \times s \times s}$ representing the agent’s spatial neighborhood¹.

This operation is data and use-case dependent. For instance, for RGB-D observations (or RGB images extended with the results of a monocular depth estimation method [26, 27, 28, 29, 30, 31]), the feature maps are converted into a point cloud using the depth information and intrinsic parameters of the camera (like [9], we assume that the ground plane is approximately known) before being projected into o_t through discretization and max-pooling (to handle many-to-one feature aggregation, *i.e.*, when multiple features are projected into the same cell [32, 33]). For purely 2D applications (*i.e.*, an agent walking on an image plane), o_t can be directly obtained from x_t (with optional proper cropping or scaling).

3.1.2 Localizing and Storing Memories

Given the projected feature patch o_t and the current state m_{t-1} of the global memory, the registration process boils down to performing a dense matching of o_t with m_{t-1} , considering all possible positions and rotations. Conceptually similar to [9], this process can be efficiently performed through cross-correlation (*c.f.* Figure 2). Considering a set of r yaw rotations, a bank $o'_t \in \mathbb{R}^{r \times n \times s \times s}$ is built by rotating o_t r times:

$$o'_t = \left\{ R\left(o_t, 2\pi \frac{i}{r}, c_{s,s}\right) \right\}_{i=0}^r \quad (1)$$

with $c_{s,s} = (\frac{s+1}{2}, \frac{s+1}{2})$ horizontal center of the patch, and $R(o, \alpha, c)$ the function rotating each element in o around the position c by an angle α , in the horizontal plane.

The dense matching can therefore be achieved by sliding this bank of r feature maps across the global memory

¹To simplify later equations, we assume u, v, s are odd values

m_{t-1} and comparing the correlation responses. In other terms, the localization probability field $p_t \in \mathbb{R}^{r \times u \times v}$ is efficiently obtained by computing the cross-correlation (*i.e.*, *convolution* operation in modern deep learning literature, represented here by the operator \star) between m_{t-1} and o'_t and normalizing the response map (here using the softmax operation σ):

$$p_t = \sigma(m_{t-1} \star o'_t) \quad (2)$$

The higher a value in p_t , the stronger the belief the observation comes from the corresponding orientation and position. Given this probability map, it is possible to register o_t into the global map space (*i.e.*, rotating and translating it according to p_t estimation) by directly convolving o_t with p_t :

$$\hat{o}_t = p_t \star o'_t \quad (3)$$

This registered feature tensor $\hat{o}_t \in \mathbb{R}^{n \times u \times v}$ can finally be inserted into memory:

$$m_t = \text{LSTM}(m_{t-1}, \hat{o}_t, \theta_{lstm}) \quad (4)$$

A long short-term memory (LSTM) unit is used, to update m_{t-1} (the unit’s *hidden* state) with \hat{o}_t (the unit’s input) in a knowledgeable manner (*c.f.* trainable parameters θ_{lstm}). During training, the recurrent network will indeed learn to properly blend overlapping features, and also to use \hat{o}_t to solve potential uncertainties in previous insertions (uncertainties in p result in blurred \hat{o} after convolution). Finally, note that the LSTM is also trained to update an occupancy mask of the global memory, later used to constrain some writing operations (*c.f.* Section 3.3).

3.1.3 Training

The complete localization and memorization process is trained in a supervised manner given sequences of observations and the ground-truth agent’s positions and orientations. For each sequence, the feature vector $o_{t=0}$ corresponding to the first observation is registered at the center

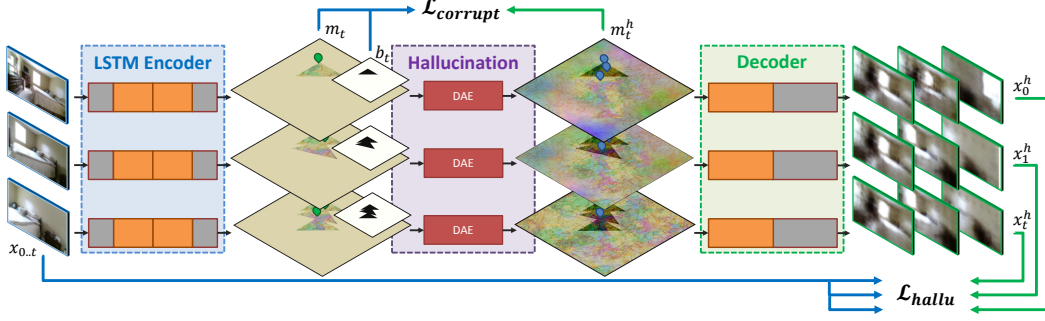


Figure 4: **Training of the hallucination module.** The goal of this sub-network is to fill the “holes” in the global memory/map, hallucinating domain-relevant features which could be used to generate new views (while keeping existing/memorized features uncorrupted). Therefore, it is trained by trying to predict all future observations at each step of the sequence (\mathcal{L}_{hallu}), while being punished for any corruption to the global map and recalled observations ($\mathcal{L}_{corrupt}$).

of the global map without rotation (origin of the allocentric system). The network’s loss \mathcal{L}_{loc} is computed over the remaining predicted positions and orientations using binary cross-entropy:

$$\mathcal{L}_{loc} = \frac{1}{\tau} \sum_{t=1}^{\tau} [-\bar{p}_t \cdot \log(p_t) + (1 - \bar{p}_t) \cdot \log(1 - p_t)] \quad (5)$$

with \bar{p}_t the one-hot encoding of the actual state at time t .

3.2. Anamnesis

Applying a combination of geometrical transforms and decoding methods in a novel manner, memorized observations can be recalled from the global memory and new images from unexplored locations synthesized.

The overall pipeline, from localization and memorization to retrieval, can be compared to a many-to-one recurrent generative network, with the generation of each output image conditioned on the global memory structure (filled with numerous input observations) and by the requested viewpoint. We present how the entire network can thus be advantageously trained as a particular auto-encoder with a recurrent neural encoder and a persistent latent space (the global memory).

3.2.1 Memory Culling

In order to retrieve an observation, related features should first be extracted from the global memory. Once again, we take advantage of its spatial representation to *cull* features in the viewing volume. More formally, given the agent’s allocentric coordinates $l_{req} = (u_{req}, v_{req})$, its orientation $\alpha_{req} = 2\pi \frac{r_{req}}{r_{u \times v}}$, and its field of view α_{fov} , the feature tensor $o_{req} \in \mathbb{R}^{n \times u \times v}$ representing the agent’s neighborhood in

the global map is filled as follow:

$$o_{req,kij} = \begin{cases} \hat{o}_{req,kij} & \text{if } \text{atan2} \frac{j - \frac{s+1}{2}}{i - \frac{s+1}{2}} < \frac{\alpha_{fov}}{2} \\ -1 & \text{otherwise} \end{cases} \quad (6)$$

with \hat{o}_{req} the feature patch without culling, extracted from the rotated global map; i.e., $\forall k \in \{0, \dots, n-1\}, \forall (i, j) \in \{0, \dots, s-1\}^2$:

$$\begin{aligned} \hat{o}_{req,kij} &= R(m_t, -\alpha_{req}, c_{u,v} + l_{req})_{k\xi\eta} \\ (\xi, \eta) &= (i, j) + c_{u,v} + l_{req} - c_{s,s} \end{aligned} \quad (7)$$

This differentiable operation combines the feature extraction from the global map (through coordinate conversions and rotation) as well as *viewing frustum culling* (as done in computer graphics for efficient rendering of 3D scenes).

3.2.2 Memory Decoding

As each observation is converted into a projected feature tensor through the encoding process E , feature tensors extracted from the global memory undergo a reverse procedure to be projected back into the image domain. With most of the retrieval heavy-lifting covered in the previous step, a decoder network directly takes each o_{req} (containing the features encoding the view) and returns x_{req} , the corresponding image.

Note that this back-projection is a complex operation to learn. The decoder must take care of both the projection from voxel domain to image plane, and the decoding of the features into visual stimuli. It is demonstrated in recent works [32, 34] as well as in our qualitative results, that a properly defined (e.g., *geometry-aware*) and trained decoder can perform this task quite well.

3.2.3 Training

By requesting the pipeline to recall given observations—*i.e.*, setting $\forall t \in \{1, \dots, \tau\} l_{req,t} = \bar{l}_t$ and $r_{req,t} = \bar{r}_t$ with \bar{l}_t, \bar{r}_t ground-truth position and orientation of the agent at each time step t —it can be trained end-to-end as an image-sequence auto-encoder (as shown in Figure 3) by means of the following loss:

$$\mathcal{L}_{anam} = \frac{1}{\tau} \sum_{t=0}^{\tau} |x_t - x_{req,t}|_1 \quad (8)$$

Taking advantage of the modularity of our solution, the encoder and decoder networks can even be pre-trained together, *i.e.*, removing the global map and registration process in between, passing instead the feature maps directly from one sub-network to another as a traditional auto-encoder. We observe that such a pre-training tends to stabilize the overall learning process, given the correlation between features for auto-encoding and features for registration.

3.3. Mnemonic Hallucination

While the presented pipeline can already be used to generate novel views (*i.e.*, from poses not explored by the agent yet), these views have to overlap previous observations for the solution to extract enough features for anamnesis. Therefore, we extend our memory system with an *extrapolation* module. Given prior domain-relevant knowledge (*i.e.*, an estimation of the environments distribution learned during training), this module can be used to *hallucinate* relevant missing features to fill regions not yet covered by the agent.

3.3.1 Hole Filling with Global Constraints

One can describe this operation as a hole-filling process in the feature domain of the global memory. This hallucinatory module should indeed fill empty regions with convincing features under global constraints, while leaving registered content uncorrupted. In other words, features should be relevant to the environment and seamlessly integrate existing content according to prior knowledge on the environment. The occupancy mask updated by the LSTM along the global map itself is advantageously used here to guide this hole-filling operation.

To ensure the integrity of these global constraints, we use another auto-encoder network, taking as input the memory m_t and returning its hole-filled version m_t^h . In order to improve the sampling of hallucinated features and the global awareness of this generator, we adopt several concepts from SAGAN [35]. Following the generative adversarial network (GAN) strategy [36, 37, 38, 39], our conditioned generator is trained against a discriminator evaluating the *realism* of

feature patches o_t^h culled from m_t^h . This discriminator is itself trained against o_t (*real* samples) and o_t^h (*fake* ones). Furthermore, both generator and discriminator contain self-attentive layers [35, 40, 41, 42], which can efficiently model relationships between widely-separated spatial regions.

3.3.2 Training

Assuming that over the training epochs, the agent homogeneously explores the target environments, the hallucinatory module can be trained at each time step $t \in [0, \tau_{cur}]$ by generating m_t^h so that this memory can be used to predict the yet-to-be-observed views $\{x_t\}_{t=\tau_{cur}+1}^{\tau}$. To make sure the module learns not to corrupt semantic features, we also verify that all observed images $\{x_t\}_{t=0}^{\tau_{cur}}$ can be retrieved from m_t^h . This generative loss \mathcal{L}_{hallu} is combined to \mathcal{L}_{disc} , the discriminative loss obtained by playing the generator H against its discriminator D . As a conditional GAN with recurrent elements, the objective this module has to maximize over a complete training sequence is therefore:

$$H^* = \arg \min_H \max_D \mathcal{L}_{disc} + \mathcal{L}_{hallu} \quad (9)$$

with

$$\mathcal{L}_{disc} = \sum_{t=0}^{\tau} [\log D(x_t)] + [\log(1 - D(x_t^h))] \quad (10)$$

$$\mathcal{L}_{hallu} = \frac{1}{\tau(\tau-1)} \sum_{t=0}^{\tau-1} \sum_{i=0}^{\tau} |x_i^h - x_i|_1 \quad (11)$$

with x_i^h the view extracted and decoded from m_i^h for the ground-truth location and orientation \bar{l}_i, \bar{r}_i of the agent for the observation x_i .

Additionally, another generative loss is directly computed in the feature domain, using the global map occupancy masks b_t to penalize any changes to the memorized features (given \odot the Hadamard product):

$$\mathcal{L}_{corrupt} = \frac{1}{\tau} \sum_{t=0}^{\tau} |(m_t^h - m_t) \odot b_t|_1 \quad (12)$$

These losses are used to optimize only the hallucinatory module, and are not back-propagated to the rest of the pipeline. However, the complete system can be trained with a single forward pass (registration, hallucination, recalling) and thus two back-propagation steps.

4. Experiments

As described in Section 3, we demonstrate our solution on different 2D and 3D environments, synthetic or real. For each experiment, we consider an unknown agent exploring




Figure 5: **Qualitative comparison with GTM-SM [10] on CelebA dataset [43].** Methods receive a sequence of 10 observations (along with the related actions for GTM-SM) from an agent, able to rotate $\pm 45^\circ$ or $\pm 90^\circ$ every step and exploring the 43×43 2D image with a 180° view field of $8 \times 15\text{px}$ (*i.e.* observing the image patch in front of it, rotated accordingly). The methods then apply their knowledge to generate novel views. GTM-SM has difficulties grasping the structure of the environment from short observation sequences, while our method usually succeeds thanks to prior knowledge.

the environment and only providing a short sequence of partial observations (limited view field). Our method thus has to first localize the agent (position / orientation) and register the partial observations accordingly to build a global representation of the scene. Given a set of requested viewpoints, it can then be used to render the corresponding views. In this section, we qualitatively and quantitatively evaluate the estimated trajectories and novel views (implementation de-

tails and additional results are provided in the supplementary material).

4.1. Navigation in 2D Images

In the following experiments, an agent explores images (randomly walking, accelerating, and rotating) and observes the image patch in its view field after each step.




Figure 6: **Complete memory sampling.** We demonstrate on CelebA [43] and HoME-2D [44] how our method can be used to sample complete environments view by view, after only observing parts of them. One can also directly decode the full memory into a global view (last column).

4.1.1 Experimental Setup

We consider first a synthetic dataset of indoor 83×83 floor plans rendered using the HoME platform [44] and SUNCG data [45] (8,640 training + 2,240 test images from random rooms “office”, “living”, and “bedroom”). Similar to [10], we also consider an agent exploring real pictures from the CelebA [43] dataset, scaled to 43×43 px.

For each dataset, we consider two different types of agents, with more or less realistic characteristics. To reproduce the 2D experiments showcasing GTM-SM [10], we first consider a non-rotating agent—only able to translate in the four directions—with a 360° view field covering an image patch centered on the agent’s position. For CelebA experiments, this view field is a 15×15 px square; while for HoME-2D experiments, the view field reaches 20px away from the agent, and is therefore circular (pixels in the corresponding 41×41 patches further than 20px are set to the null value). To demonstrate how our method handles more complicated scenarios, a more realistic agent is also designed. It is able to rotate and to translate accordingly (*i.e.*, in the gaze direction) at each step, observing the image patch in front of it (rotated accordingly). For CelebA experiments, the agent can rotate by $\pm 45^\circ$ or $\pm 90^\circ$ each step, and only observes 8×15 patches in front (180° rectangular view field); while for HoME-2D experiments, it can rotate by $\pm 90^\circ$ each step, and has a 150° view field limited to 20px. At each time step, both agents can cover a distance from $1/4$ to $3/4$ of their view field radius.

4.1.2 Qualitative Results

As shown in Figure 5, our method can efficiently use prior knowledge to register the provided observations and extrapolate new views, consistent with the global environment and requested view points. While an encoding of the agent’s actions is also provided to GTM-SM [10] (guiding the trajectory regression), it cannot properly build a global representation of the environment from short sequences of observations, and thus fails at generating completely novel views.

Furthermore, unlike the dictionary-like memory structure of GTM-SM, our method stores its representation into a single feature map. This memory can therefore be queried in several ways. As presented in Sections 3.2 and 3.3 and illustrated in Figure 6 (last three steps), one can request novel views one by one, culling the memory and decoding the features; with the possibility to register hallucinated views back into memory (*i.e.*, to save them as “valid” observations to be reused). But one can also directly query the full memory, training a decoder network to convert all the features, as shown in Figures 6 and 8. In the latter, we also demonstrate how different trajectories (first five steps) may lead to different intermediate representations, although they converge as the agent keeps exploring.

4.1.3 Quantitative Evaluations

For quantitative evaluation of the methods, we measure both their ability to register the observations at the proper positions in their respective coordinate systems (*i.e.*, their pre-

Table 1: **Quantitative comparison with GTM-SM [10] on CelebA dataset [43] with a simple agent**, in terms of pose / trajectory estimations and in terms of view generation (recovery of seen images from memory and novel view hallucination). Methods receive a sequence of 10 observations (along with the related actions for GTM-SM) from a non-rotating agent exploring the 43×43 2D image with a 360° square view field of 15×15 px. The methods then apply their knowledge to further generate 44 new images covering the whole environment (\searrow the lower the values the better; \nearrow the higher the better).

Method	Average Position Error			Absolute Trajectory Error			Anamnesis Metrics		Hallucin. Metrics	
	Median \searrow	Mean \searrow	Std. \searrow	Median \searrow	Mean \searrow	Std. \searrow	L1 \searrow	SSIM \nearrow	L1 \searrow	SSIM \nearrow
GTM-SM [10]	3.16px	3.52px	3.71px	2.38px	3.19px	2.94px	0.22	0.63	0.29	0.54
Ours	0.00px	0.36px	1.84px	0.00px	0.31px	1.01px	0.05	0.85	0.12	0.74

Table 2: **Quantitative comparison with GTM-SM [10] on CelebA dataset [43] with a more complex agent**. In this experiment (otherwise similar to Table 1), the agent is able to rotate $\pm 45^\circ$ or $\pm 90^\circ$ every step and explores the 43×43 2D image with a 180° view field, *i.e.*, observing the 8×15 patch in front of it, rotated accordingly (\searrow the lower the values the better; \nearrow the higher the values the better).

Method	Average Position Error			Absolute Trajectory Error			Anamnesis Metrics		Hallucin. Metrics	
	Median \searrow	Mean \searrow	Std. \searrow	Median \searrow	Mean \searrow	Std. \searrow	L1 \searrow	SSIM \nearrow	L1 \searrow	SSIM \nearrow
GTM-SM [10]	3.60px	5.04px	4.42px	2.74px	1.97px	2.48px	0.21	0.50	0.32	0.41
Ours	1.0px	2.21px	3.76px	1.44px	1.72px	2.25px	0.08	0.79	0.20	0.70

Table 3: **Quantitative comparison with GTM-SM [10] on HoME-2D [44]**. Methods receive a sequence of 10 observations (along with the related actions for GTM-SM) from a non-rotating agent exploring the 83×83 2D image with a 360° circular view field of 20px radius. The methods then apply their knowledge to further generate 31 new images covering the whole environment (\searrow the lower the values the better; \nearrow the higher the values the better).

Method	Average Position Error			Absolute Trajectory Error			Anamnesis Metrics		Hallucin. Metrics	
	Median \searrow	Mean \searrow	Std. \searrow	Median \searrow	Mean \searrow	Std. \searrow	L1 \searrow	SSIM \nearrow	L1 \searrow	SSIM \nearrow
GTM-SM [10]	4.0px	4.78px	4.32px	6.40px	6.86px	3.55px	0.14	0.57	0.14	0.41
Ours	1.0px	0.68px	1.02px	0.49px	0.60px	0.64px	0.06	0.80	0.09	0.72

dicted agent trajectories; see supplementary material for details on how we post-processed these relative trajectories for comparison), and to properly retrieve from memory these observations or synthesize new ones.

For localization, we apply two metrics commonly used in the evaluation of SLAM and tracking systems [9, 46, 47, 48]. The average position error (APE) computes the mean Euclidean distance between the predicted positions and their ground-truths for each sequence. The absolute trajectory error (ATE) is obtained by calculating the root-mean-squared (RMS) error in the positions of each sequence, after applying a transform to the predicted trajectory to best fit the ground-truth one (giving an advantage to GTM-SM predictions through post-processing, as explained in the supplementary material).

For image generation, we make the distinction between the generation from memory of images already observed (*anamnesis* evaluation), and the generation of unseen views (*hallucination* evaluation). For each case, two metrics are used to compare with ground-truth observations. The com-

mon L1 distance is computed as the per-pixel absolute difference between the predicted and expected values, averaged over each image. The structural similarity (SSIM) index [50, 51], prevalent in the assessment of perceptual quality [52, 53, 54], is computed over $N \times N$ windows extracted from the predicted and ground-truth images, as follow:

$$\text{SSIM}(x, \bar{x}) = \frac{(2\mu_x\mu_{\bar{x}} + c_1) + (2\sigma_{x\bar{x}} + c_2)}{(\mu_x^2 + \mu_{\bar{x}}^2 + c_1)(\sigma_x^2 + \sigma_{\bar{x}}^2 + c_2)} \quad (13)$$

with x and \bar{x} the windows extracted from the predicted and ground-truth images, μ_x and $\mu_{\bar{x}}$ the mean values of the respective windows, σ_x^2 and $\sigma_{\bar{x}}^2$ their respective variance, $c_1 = 0.001^2$ and $c_2 = 0.001^2$ two constants for numerical stability. The final SSIM index is computed by averaging the values obtained by sliding the windows over the whole images (no overlapping). We opt for $N = 5$ for the CelebA experiments, and $N = 13$ for the HoME-2D ones (*i.e.*, splitting the observations in 9 windows). Note that the higher/closer to 1 the computed index, the better the perceived image quality.



Figure 7: **Qualitative comparison with GTM-SM [10] on AVD dataset [49]**, in terms of pose / trajectory estimations and in terms of view generation (recovery of seen images from memory and novel view hallucination). Methods receive a sequence of 5 observations (along with the corresponding actions for GTM-SM) from an agent exploring the testing unseen scenes. The methods then apply their knowledge to generate novel views.

Table 4: **Quantitative comparison with GTM-SM [10] on AVD [49] 3D data**. Methods receive a sequence of 5 RGB-D observations (along with the related actions for GTM-SM) from an agent exploring the AVD view space (observations every 30cm and 30°). The methods then apply their knowledge to generate 5 new images (\searrow the lower the values the better; \nearrow the higher the values the better).

Method	Average Position Error			Absolute Trajectory Error			Anamnesis Metrics		Hallucin. Metrics	
	Median \searrow	Mean \searrow	Std. \searrow	Median \searrow	Mean \searrow	Std. \searrow	L1 \searrow	SSIM \nearrow	L1 \searrow	SSIM \nearrow
GTM-SM [10]	1.00 bin	0.77 bin	0.69 bin	0.31 bin	0.36 bin	0.40 bin	0.37	0.12	0.43	0.10
Ours	0.37 bin	0.32 bin	0.26 bin	0.20 bin	0.21 bin	0.18 bin	0.22	0.31	0.25	0.23

Tables 1-2-3 contain the results for the various 2D experiments. While GTM-SM leverages the provided actions to infer the trajectories, our method is most of the time more precise directly using the observations. Furthermore, while GTM-SM fares well enough in recovering seen images from memory, it does not have the knowledge to synthesize views which are barely overlapping the observed domain. Our method not only extrapolates adequately based on prior knowledge, but also generates views which are consistent from one to another (*c.f.* Figure 6 showing partial hallucinated views stitched together in a consistent global representation).

4.2. Exploring Real 3D Scenes

We finally demonstrate the capability of our method on the more complex case of a real 3D environment.

4.2.1 Experimental Setup

The Active Vision Dataset (AVD) [49] is adopted as our 3D evaluation environment. AVD covers a variety of scenes

from office buildings and homes, often capturing more than one room. For example, a kitchen, living room, and dining room may all be present in one scene. We selected 19 indoor scenes (15 for training, and 4 for testing) as suggested by the dataset authors, and each scene contains 69 – 2,412 images, for a total of $\sim 20,000$ images that are densely captured every 30cm (on a 2D horizontal grid) and every 30° in rotation.

Similar to the 2D experiments, we randomly sampled 5,000 agent trajectory sequences from each scene. Each trajectory is composed of 10 continuous observation frames (the first 5 frames are passed as observations to the solutions, and the last 5 frames are used as ground-truths for the views rendered from the corresponding poses). In the construction of trajectory sequences, the agent starts at the initial location of memory map center and faces right, then traverses forward with a probability of 70%, and rotates clockwise or counterclockwise with a probability of 30% (to favor exploration).

To register the global scene, we opt for a memory of




Figure 8: **Incremental recovery of global representation**, illustrated with the CelebA [43] and HoME-2D [44] setups. After each observation our pipeline localizes and registers, its global representation of the environment evolves accordingly (e.g., adapting the overall hair or background color, face orientation, furniture, etc.). Therefore, different trajectories lead to different intermediate representations, though they converge as the environment coverage increases.

29×29 square bins covering a 30×30 cm area each, with an embedding of $n = 32$ units. For each observed RGB and depth image pair, the RGB image is normalized between $[-1, 1]$, while the depth image is loaded as is and converted to the proper millimeter unit (as absolute values are needed for the ground-projection processing). This data preparation mechanism follows the spirit of 2D experiments, and is consistent for both GTM-SM and our method. As in 2D experiments, GTM-SM also receives an encoding of the agent’s action at each step (“rotate clockwise”, “rotate counterclockwise”, “translate forward to the next position”, etc.). The other GTM-SM hyper-parameter settings follow the original paper [10].

4.2.2 Qualitative Results

Qualitative results are presented in Figure 7. Though a denser memory could be used for more aesthetic results, it already allows our solution to register meaningful features and thus to understand the topography of the scenes simply based on these 5 partial observations. In comparison, GTM-SM generally fails to adapt the VAE prior and predict the belief of target sequences (please refer to the supplementary material for further results).

4.2.3 Quantitative Evaluation

For quantitative comparison with GTM-SM, we adopt the same evaluation metrics as the 2D experiments, and also measure both the ability of the methods to register the observations at the proper positions in their respective coordinate system, and the quality of the images (observed or novel) rendered from memory.

As presented in Table 4, the comparison yields similar results to the 2D cases. The trajectories predicted by our method from the observations only are more accurate than those inferred by GTM-SM from the ground-truth actions. As to the memory retrieval and quality of hallucinated images, our method also shows superior performance in terms of $L1$ and SSIM metrics with a margin. While the current qualitative results are still far from crystal-sharp and visually pleasing, and the quality of hallucinated frames based on memory is still relatively low in terms of common quality metrics, the potential of the proposed method looks promising. Further improvements can be expected to achieve with more powerful generative models for encoding, sampling, and decoding the memory features, and refined design of the memory operations themselves. Larger memory capacity and denser agent step would also help at the expense of extra computational overhead.

5. Conclusion

We presented a novel framework to perform unobserved scene synthesis. Given an unlocalized agent only providing observations, our novel mechanism is able to build a global representation of the scene, consistent with the underlying scene properties. Applying prior domain knowledge to harmoniously completing the sparse registered data, our method can incrementally sample novel views over the whole scene from memory. We demonstrated the efficacy of our framework with experiments showing 2D and preliminary 3D scene synthesis.

Future extensions involves pinning down exactly the effect and interpretability of memory culling and updating. A denser memory structure with proper optimization is also considered, for more refined results.

References

- [1] Devendra Singh Chaplot, Emilio Parisotto, and Ruslan Salakhutdinov. Active neural localization. In *ICLR*, 2018. 2
- [2] Alexey Dosovitskiy, Jost Tobias Springenberg, and Thomas Brox. Learning to generate chairs with convolutional neural networks. In *Proceedings of the IEEE Conference on Computer Vision and Pattern Recognition*, pages 1538–1546, 2015. 2, 3
- [3] Eunbyung Park, Jimei Yang, Ersin Yumer, Duygu Ceylan, and Alexander C Berg. Transformation-grounded image generation network for novel 3d view synthesis. In *IEEE CVPR*, pages 702–711. IEEE, 2017. 2, 3
- [4] Shao-Hua Sun, Minyoung Huh, Yuan-Hong Liao, Ning Zhang, and Joseph J Lim. Multi-view to novel view: Synthesizing novel views with self-learned confidence. In *ECCV*, pages 155–171, 2018. 2
- [5] Maxim Tatarchenko, Alexey Dosovitskiy, and Thomas Brox. Multi-view 3d models from single images with a convolutional network. In *ECCV*, pages 322–337. Springer, 2016. 2, 3
- [6] Tinghui Zhou, Shubham Tulsiani, Weilun Sun, Jitendra Malik, and Alexei A Efros. View synthesis by appearance flow. In *ECCV*, pages 286–301. Springer, 2016. 2, 3
- [7] Andreas Geiger, Philip Lenz, and Raquel Urtasun. Are we ready for autonomous driving? the kitti vision benchmark suite. In *Conference on Computer Vision and Pattern Recognition (CVPR)*, 2012. 2
- [8] SM Ali Eslami, Danilo Jimenez Rezende, Frederic Besse, Fabio Viola, Ari S Morcos, Marta Garnelo, Avraham Ruderman, Andrei A Rusu, Ivo Danihelka, Karol Gregor, et al. Neural scene representation and rendering. *Science*, 360(6394):1204–1210, 2018. 2
- [9] Joao F Henriques and Andrea Vedaldi. Mapnet: An allocentric spatial memory for mapping environments. In *Proceedings of the IEEE Conference on Computer Vision and Pattern Recognition*, pages 8476–8484, 2018. 2, 3, 4, 9, 14, 15
- [10] Marco Fraccaro, Danilo Jimenez Rezende, Yori Zwols, Alexander Pritzel, SM Eslami, and Fabio Viola. Generative temporal models with spatial memory for partially observed environments. *arXiv preprint arXiv:1804.09401*, 2018. 2, 7, 8, 9, 10, 11, 16, 17, 18, 21
- [11] Alexander Pritzel, Benigno Urias, Sriram Srinivasan, Adria Puigdomenech, Oriol Vinyals, Demis Hassabis, Daan Wierstra, and Charles Blundell. Neural episodic control. *arXiv preprint arXiv:1703.01988*, 2017. 2, 16, 17
- [12] Emilio Parisotto and Ruslan Salakhutdinov. Neural map: Structured memory for deep reinforcement learning. In *ICLR*, 2018. 2
- [13] Peter Sturm and Bill Triggs. A factorization based algorithm for multi-image projective structure and motion. In *European conference on computer vision*, pages 709–720. Springer, 1996. 2, 3
- [14] David Nistér. Preemptive ransac for live structure and motion estimation. *Machine Vision and Applications*, 16(5):321–329, 2005. 2
- [15] Changchang Wu. Towards linear-time incremental structure from motion. In *3D Vision-3DV 2013, 2013 International Conference on*, pages 127–134. IEEE, 2013. 2
- [16] Michael Montemerlo, Sebastian Thrun, Daphne Koller, Ben Wegbreit, et al. Fastslam: A factored solution to the simultaneous localization and mapping problem. *Aaai/iaai*, 593598, 2002. 2, 3
- [17] Hugh Durrant-Whyte and Tim Bailey. Simultaneous localization and mapping: part i. *IEEE robotics & automation magazine*, 13(2):99–110, 2006. 2, 3
- [18] Keisuke Tateno, Federico Tombari, Iro Laina, and Nassir Navab. Cnn-slam: Real-time dense monocular slam with learned depth prediction. In *IEEE CVPR*, 2017. 2
- [19] David A Forsyth and Jean Ponce. Computer vision: A modern approach. *Computer vision: a modern approach*, pages 88–101, 2003. 3
- [20] John Flynn, Ivan Neulander, James Philbin, and Noah Snavely. Deepstereo: Learning to predict new views from the world’s imagery. In *IEEE CVPR*, pages 5515–5524, 2016. 3
- [21] Dinghuang Ji, Junghyun Kwon, Max McFarland, and Silvio Savarese. Deep view morphing. In *IEEE CVPR*, 2017. 3
- [22] Peter Hedman, Tobias Ritschel, George Drettakis, and Gabriel Brostow. Scalable inside-out image-based rendering. *ACM Transactions on Graphics (TOG)*, 35(6):231, 2016. 3
- [23] Li-wei He, Jonathan Shade, Steven Gortler, and Richard Szeliski. Layered depth images. 1998. 3
- [24] Tejas D Kulkarni, William F Whitney, Pushmeet Kohli, and Josh Tenenbaum. Deep convolutional inverse graphics network. In *Advances in neural information processing systems*, pages 2539–2547, 2015. 3
- [25] Fei Xia, Amir R Zamir, Zhiyang He, Alexander Sax, Jitendra Malik, and Silvio Savarese. Gibson env: Real-world perception for embodied agents. In *Proceedings of the IEEE Conference on Computer Vision and Pattern Recognition*, pages 9068–9079, 2018. 3

- [26] David Eigen and Rob Fergus. Predicting depth, surface normals and semantic labels with a common multi-scale convolutional architecture. In *CVPR*, pages 2650–2658, 2015. 4
- [27] Anirban Roy and Sinisa Todorovic. Monocular depth estimation using neural regression forest. In *CVPR*, pages 5506–5514, 2016. 4
- [28] Iro Laina, Christian Rupprecht, Vasileios Belagiannis, Federico Tombari, and Nassir Navab. Deeper depth prediction with fully convolutional residual networks. In *3DV. IEEE*, 2016. 4
- [29] Yuanzhouhan Cao, Chunhua Shen, and Heng Tao Shen. Exploiting depth from single monocular images for object detection and semantic segmentation. *IEEE Transactions on Image Processing*, 26(2):836–846, 2017. 4
- [30] Alex Kendall, Yarin Gal, and Roberto Cipolla. Multi-task learning using uncertainty to weigh losses for scene geometry and semantics. *arXiv preprint arXiv:1705.07115*, 3, 2017. 4
- [31] Dan Xu, Wanli Ouyang, Xiaogang Wang, and Nicu Sebe. Pad-net: Multi-tasks guided prediction-and-distillation network for simultaneous depth estimation and scene parsing. *arXiv preprint arXiv:1805.04409*, 2018. 4
- [32] Charles R Qi, Hao Su, Kaichun Mo, and Leonidas J Guibas. Pointnet: Deep learning on point sets for 3d classification and segmentation. *Proc. Computer Vision and Pattern Recognition (CVPR), IEEE*, 1(2):4, 2017. 4, 5
- [33] Chen-Hsuan Lin, Chen Kong, and Simon Lucey. Learning efficient point cloud generation for dense 3d object reconstruction. *arXiv preprint arXiv:1706.07036*, 2017. 4
- [34] Hiroharu Kato, Yoshitaka Ushiku, and Tatsuya Harada. Neural 3d mesh renderer. In *IEEE CVPR*, pages 3907–3916, 2018. 5
- [35] Han Zhang, Ian Goodfellow, Dimitris Metaxas, and Augustus Odena. Self-attention generative adversarial networks. *arXiv preprint arXiv:1805.08318*, 2018. 6, 15
- [36] Ian Goodfellow, Jean Pouget-Abadie, Mehdi Mirza, Bing Xu, David Warde-Farley, Sherjil Ozair, Aaron Courville, and Yoshua Bengio. Generative adversarial nets. In *NIPS*, pages 2672–2680, 2014. 6, 15
- [37] Alec Radford, Luke Metz, and Soumith Chintala. Unsupervised representation learning with deep convolutional generative adversarial networks. *arXiv preprint arXiv:1511.06434*, 2015. 6, 15
- [38] Tim Salimans, Ian Goodfellow, Wojciech Zaremba, Vicki Cheung, Alec Radford, and Xi Chen. Improved techniques for training gans. In *Advances in Neural Information Processing Systems*, pages 2234–2242, 2016. 6, 15
- [39] Phillip Isola, Jun-Yan Zhu, Tinghui Zhou, and Alexei A Efros. Image-to-image translation with conditional adversarial networks. In *IEEE CVPR*, 2017. 6, 15
- [40] Jianpeng Cheng, Li Dong, and Mirella Lapata. Long short-term memory-networks for machine reading. *arXiv preprint arXiv:1601.06733*, 2016. 6, 15
- [41] Ankur P Parikh, Oscar Täckström, Dipanjan Das, and Jakob Uszkoreit. A decomposable attention model for natural language inference. *arXiv preprint arXiv:1606.01933*, 2016. 6, 15
- [42] Ashish Vaswani, Noam Shazeer, Niki Parmar, Jakob Uszkoreit, Llion Jones, Aidan N Gomez, Łukasz Kaiser, and Illia Polosukhin. Attention is all you need. In *NIPS*, pages 5998–6008, 2017. 6, 15
- [43] Ziwei Liu, Ping Luo, Xiaogang Wang, and Xiaoou Tang. Deep learning face attributes in the wild. In *Proceedings of International Conference on Computer Vision (ICCV)*, December 2015. 7, 8, 9, 11, 16, 19
- [44] Simon Brodeur, Ethan Perez, Ankesh Anand, Florian Golemo, Luca Celotti, Florian Strub, Jean Rouat, Hugo Larochelle, and Aaron Courville. Home: A household multi-modal environment. *arXiv preprint arXiv:1711.11017*, 2017. 8, 9, 11, 16, 18, 20
- [45] Shuran Song, Fisher Yu, Andy Zeng, Angel X Chang, Manolis Savva, and Thomas Funkhouser. Semantic scene completion from a single depth image. *IEEE Conference on Computer Vision and Pattern Recognition*, 2017. 8, 16
- [46] Simon Julier. The stability of covariance inflation methods for slam. In *Intelligent Robots and Systems, 2003.(IROS 2003). Proceedings. 2003 IEEE/RSJ International Conference on*, volume 3, pages 2749–2754. IEEE, 2003. 9
- [47] Jürgen Sturm, Nikolas Engelhard, Felix Endres, Wolfram Burgard, and Daniel Cremers. A benchmark for the evaluation of rgb-d slam systems. In *Intelligent Robots and Systems (IROS), 2012 IEEE/RSJ International Conference on*, pages 573–580. IEEE, 2012. 9
- [48] Raul Mur-Artal, Jose Maria Martinez Montiel, and Juan D Tardos. Orb-slam: a versatile and accurate monocular slam system. *IEEE Transactions on Robotics*, 31(5):1147–1163, 2015. 9
- [49] Phil Ammirato, Patrick Poirson, Eunbyung Park, Jana Kosecka, and Alexander C. Berg. A dataset for developing and benchmarking active vision. In *IEEE International Conference on Robotics and Automation (ICRA)*, 2017. 10, 21
- [50] Zhou Wang, Eero P Simoncelli, and Alan C Bovik. Multi-scale structural similarity for image quality assessment. In *The Thirty-Seventh Asilomar Conference on Signals, Systems & Computers, 2003*, volume 2, pages 1398–1402. Ieee, 2003. 9
- [51] Zhou Wang, Alan C Bovik, Hamid R Sheikh, and Eero P Simoncelli. Image quality assessment: from error visibility to structural similarity. *IEEE transactions on image processing*, 13(4):600–612, 2004. 9
- [52] Zhou Wang and Qiang Li. Information content weighting for perceptual image quality assessment. *IEEE Transactions on Image Processing*, 20(5):1185–1198, 2011. 9
- [53] Lin Zhang, Lei Zhang, Xuanqin Mou, and David Zhang. A comprehensive evaluation of full reference image quality assessment algorithms. In *Image Processing (ICIP), 2012 19th*

IEEE International Conference on, pages 1477–1480. IEEE, 2012. 9

- [54] Akshay Gore and Savita Gupta. Full reference image quality metrics for jpeg compressed images. *AEU-International Journal of Electronics and Communications*, 69(2):604–608, 2015. 9
- [55] Kaiming He, Xiangyu Zhang, Shaoqing Ren, and Jian Sun. Identity mappings in deep residual networks. In *ECCV*, pages 630–645. Springer, 2016. 14, 15
- [56] Adam Paszke, Sam Gross, Soumith Chintala, Gregory Chanan, Edward Yang, Zachary DeVito, Zeming Lin, Alban Desmaison, Luca Antiga, and Adam Lerer. Automatic differentiation in pytorch. 2017. 15, 16
- [57] Takeru Miyato, Toshiki Kataoka, Masanori Koyama, and Yuichi Yoshida. Spectral normalization for generative adversarial networks. *arXiv preprint arXiv:1802.05957*, 2018. 15
- [58] Diederik Kingma and Jimmy Ba. Adam: A method for stochastic optimization. *arXiv preprint arXiv:1412.6980*, 2014. 16

Supplementary Material

In the following sections, we introduce further pipeline details for reproducibility, and provide various additional qualitative results on 2D and 3D datasets (Figures S2 to S5).

A. Methodology and Implementation Details

This section contains further details regarding the several interlaced components of our pipeline and their implementation.

A.1. Localization and Memorization

A.1.1 Encoding Memories

Observations are encoded using a shallow ResNet [55] with 4 residual blocks. The encoder E is thus configured to output feature maps $x'_t \in \mathbb{R}^{n \times h' \times w'}$ with the same dimensions as the inputs $x_t \in \mathbb{R}^{c \times h \times w}$, i.e. $h = h', w = w'$.

As explained in Section 3.1.1, the projection of $x'_t \in \mathbb{R}^{n \times h' \times w'}$ (with features in the image coordinate system) into $o_t \in \mathbb{R}^{n \times s \times s}$, the representation of the agent’s spatial neighborhood, is use-case dependent. For 2D image exploration, this operation is done by cropping x'_t into a square tensor $n \times s' \times s'$ with $s' = \min(h', w')$, followed by scaling the features from $s' \times s'$ to $s \times s$ using bilinear interpolation.

For 3D use-cases with RGB-D observations, the input depth maps x_t^d are used to project x'_t into a 3D point cloud (after registering color and depth images together), before converting this sparse representation into a dense tensor using max-pooling. For the 3D projection, $\forall i \in \{0, \dots, h-1\}$ and $\forall j \in \{0, \dots, w-1\}$, each feature $x_{t,i,j} \in \mathbb{R}^n$ of x'_t receives the coordinates (x, y, z) similar to [9]:

$$\begin{aligned} z &= x_{t,i,j}^d \\ x &= (j - c_x) \frac{z}{f_x} \\ y &= (i - c_y) \frac{z}{f_y} \end{aligned} \tag{14}$$

with f_x, f_y the pixel focal lengths of the depth sensor, and c_x, c_y its pixel focal center (for KinectV2: $f_x = 366.193\text{px}$, $f_y = 365.456\text{px}$, $c_x = 256.684\text{px}$, $c_y = 207.085\text{px}$ for 512×424 images).

Each set of coordinates is then discretized to obtain the neighborhood bin the feature belongs to. Given $s \times s$ bins of dimensions (x_s, z_s) in world units, the bin coordinates (x_b, z_b) of each feature are computed as follow:

$$\begin{aligned} x_b &= \lfloor \frac{x}{x_s} \rfloor + \frac{s-1}{2} \\ z_b &= \lfloor \frac{z}{z_s} \rfloor + \frac{s-1}{2} \end{aligned} \tag{15}$$

with $\lfloor \cdot \rfloor$ the integer flooring operation. Features projected out of the $s \times s$ area are ignored.

Finally, o_t is obtained by applying a max-pooling operation over each bin (*i.e.* keeping only the maximum values for features projected into the same bin). Empty bins result in a null value².

A.1.2 Localizing and Storing Memories

Once the features are localized and registered into the allocentric system, an LSTM is used to update the global memory accordingly, *c.f.* Section 3.1.2. Following the original MapNet solution [9], each spatial location is updated independently to preserve spatial invariance, sharing weights between each LSTM cell. The occupancy mask b_t of the global memory is updated in a similar manner, using an LSTM with shared-weights to update the memory mask with a binary version of o_t (*i.e.* 1 for bins containing projected features, 0 otherwise).

A.2. Anamnesis

A.2.1 Memory Culling

Figure S1 illustrates the geometrical process to extract features from the global map corresponding to the requested viewpoints and agent’s view field angle, as described in Section 3.2.1. Note that for this step, one can use a larger view field than requested, in order to provide the feature decoder with more context (*e.g.*, to properly recover visual elements at the limit of the agent’s view field).

A.2.2 Memory Decoding

Similar to the encoder, we use a ResNet-4 architecture [55] for the decoder, with the last convolutional layers parametrized to output the image tensors $x_{req} \in \mathbb{R}^{c \times h \times w}$ while the network receives inputs feature tensors $o_{req} \in \mathbb{R}^{n \times s \times s}$.

For the experiments where the global memory is directly sampled into an image, another ResNet-4 decoder is trained, directly receiving $m_t^h \in \mathbb{R}^{n \times u \times v}$ for input, returning $x_t^m \in \mathbb{R}^{c \times H \times W}$, and comparing the generated image with the original global image (L1 loss).

A.3. Mnemonic Hallucination

For simplicity and homogeneity³, another network based on the ResNet-4 architecture [55] is used to fill the memory holes. As mentioned in Section 3.3.1, the network is

²Max-pooling over a sparse tensor (point cloud) as done here is a complex operation not yet covered by all deep learning frameworks at the time of this project. We thus implemented our own (for the PyTorch library [56]).

³Our solution is orthogonal to the choice of encoding/decoding networks. More advanced architectures could be used.

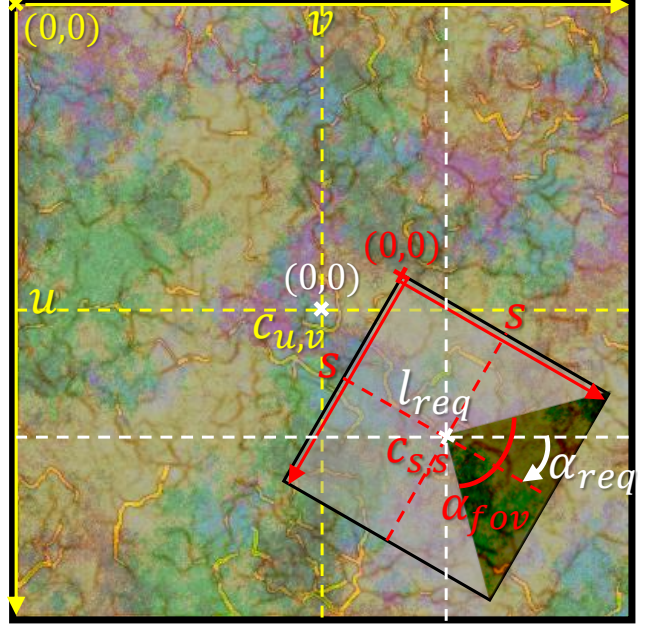


Figure S1: **Geometrical Memory Culling** (2D representation). The feature vector o_{req} , defining the observation for an agent positioned at l_{req} and rotated by an angle α_{req} in the allocentric system, is extracted from m_t through a series of geometrical transforms (rotation, translation, clipping, culling). Coordinates and distances in the allocentric coordinate system are represented in white; in yellow for the m_t matrix system; and red for the o_t one.

however trained following the generative adversarial network (GAN) strategy [36, 37, 38, 39], and its architecture is edited to follow the SAGAN model [35], *i.e.*:

- Spectral normalization [57] is applied to the weights of each convolution layer in the residual blocks (as SAGAN authors demonstrated it can prevent unusual gradients and stabilize training);
- To model relationships between distant regions, self-attention layers [35, 40, 41, 42] replace the two last convolutions of the network.

Given a feature map $o \in \mathbb{R}^{n \times u \times v}$, the result o_{sa} of the self-attention operation is:

$$o_{sa} = o + \gamma(W_h \star o)\sigma((W_f \star o)^T(W_g \star o))^T \quad (16)$$

with $W_f \in \mathbb{R}^{\bar{n} \times n}$, $W_g \in \mathbb{R}^{\bar{n} \times n}$, $W_h \in \mathbb{R}^{n \times n}$ learned weight matrices (we opt for $\bar{n} = n/8$ as in [35]); and γ a trainable scalar weight.

For discriminator, we also opt for the architecture suggested by Zhang *et al.* [35], *i.e.* a simple convolutional architecture with spectral normalization and self-attention layers.

A.4. Further Implementation Details

Our solution is implemented using the PyTorch framework [56].

Layer parameterization:

- Instance normalization is applied inside the ResNet networks;
- All Dropout layers have a dropout rate of 50%;
- All LeakyReLU layers have a leakiness of 0.2.
- Image values are normalized between -1 and 1.

Training parameters:

- Weights are initialized from a zero-centered Gaussian distribution, with a standard deviation of 0.02 ;
- The Adam optimizer [58] is used, with $\beta_1 = 0.5$;
- The base learning rate is initialized at $2e^{-4}$;
- Training sequence applied in this paper:
 1. Feature encoder and decoder networks are pre-trained together for 10,000 iterations;
 2. The complete memorization and anamnesis process (encoder, LSTM, decoder) is then trained for 10,000 more iterations;
 3. The hallucinatory GAN is then added and the complete solution is trained until convergence.

B. Experiments and Results

Additional results are presented in this section. We also provide supplementary information regarding the various experiments we conducted, for reproducibility.

B.1. Comparative Setup

To the best of our knowledge, no other neural method covers agent localization, topographic memorization, scene understanding and relevant novel view synthesis in an end-to-end, integrated manner. The closest state-of-the-art solution to compare with is the recent GTM-SM project [10]. This method uses the differentiable neural dictionary (DND) proposed by Pritzel *et al.* [11] to store encoded observations with the predicted agent’s positions for keys. To synthesize a novel view, the k -nearest entries (in terms of positions-keys) are retrieved and used to interpolate the image features, before passing it to a decoder network.

Unlike our method which localizes and registers together the views with no further context needed, GTM-SM requires an encoding of the agent’s actions, leading to each new observation, as additional inputs. We thus adapt our data preparation pipeline for this method, so that the agent returns its actions (encoding the direction changes and step

lengths) along the observations. At each time step, GTM-SM uses the provided action a_t to regress the agent’s state s_t *i.e.* its relative pose in our experiments.

For a fair comparison with the ground-truth trajectories, we thus convert the relative pose sequences predicted by GTM-SM into world coordinates. For that, we apply a least-square optimization process to fit its predicted trajectories over the ground-truth ones *i.e.* computing the most favorable transform to apply before comparison (scaling, rotating and translating the trajectories). For our method, the allocentric coordinates are also converted in world units by scaling the values according to the bin dimensions (x_s, z_s) and applying an offset corresponding to the absolute initial pose of the agent.

B.2. Navigation in 2D Images

B.2.1 Experimental Details

The aligned CelebA dataset [43] is split with 197,599 real portrait images for training and 5,000 for testing. Each image is center-cropped to 160×160 px (in order to remove part of the background and focus on faces), before being scaled to 43×43 px.

We build our synthetic HoME-2D dataset by rendering several thousand RGB floor plans of randomly instantiated rooms using the HoME framework [44] (room categories: “*bedroom*”, “*living*”, “*office*”) and SUNCG data [45]. We use 8,960 images for training and 2,240 for testing, scaled to 83×83 px.

For both experiments, sequences of observations are generated by randomly walking an agent over the 2D images. At each time step, the agent can rotate maximum $\pm 90^\circ$ (for experiments with rotation) and cover a distance from $1/4$ to $3/4$ its view field radius. However, once a new direction is chosen, the agent has to take at least 3 steps before being able to rotate again (to favor exploration). The agent is also forced to rotate when one of the image borders is entering its view field.

Each training sequence contains 54 images for the CelebA experiments, and 41 for the HoME experiments. Both for GTM-SM [10] and our method, only 10 images are passed as observations to fill and train the topographic memory systems (using the provided ground-truth positions/orientations). The remaining 44 or 31 images (sampled by forcing the agent to follow a pre-determined trajectory covering the complete 2D environments) are used as ground-truth information for the hallucinatory modules of the two pipelines.

As described in Section 4.1, for each dataset we consider two different types of agents, *i.e.* with more or less realistic characteristics:

Simple agent. We first consider a non-rotating agent—only able to translate in the four directions—with a 360° view

field covering an image patch centered on the agent’s position. For CelebA experiments, this view field is 15×15 px square patch; while for HoME-2D experiments, the view field reaches 20px away from the agent, and is therefore in the shape of a circular sector (pixels in the corresponding 41×41 patches further than 20px are set to the null value).

Advanced agent. A more realistic agent is also designed, able to rotate and to translate accordingly (*i.e.* in the gaze direction) at each step, observing the image patch in front of it (rotated accordingly). For CelebA experiments, the agent can rotate by $\pm 45^\circ$ or $\pm 90^\circ$ each step, and only observes the 8×15 patches in front (180° rectangular view field); while for HoME-2D experiments, it can rotate by $\pm 90^\circ$ each step, and has a 150° view field limited to 20px.

The first simple agent is defined to reproduce the 2D experiments showcasing GTM-SM [10]. While its authors present some qualitative evaluation with a rotating agent, we were not able to fully reproduce their results, despite the implementation changes we made to take into account the prior dynamics of the moving agent (*i.e.* extending the GTM-SM state space to 3 dimensions; the new third component of the state vectors s_{t-1} is storing the information to build a 2D rotation matrix, itself used with the translation elements to compute s_t). We adopt the more realistic agent to demonstrate the capability of our own solution, given its more complex range of actions and partial observations. Rotational errors with this agent are ignored for GTM-SM.

B.2.2 Additional Qualitative Results

As explained in the paper, our topographic memory module not only allows to directly build a global representation of the environments, but it also brings the possibility to use prior knowledge to extrapolate the scene content for the unexplored area. In contrast, GTM-SM stores each observation separately in its DND memory [11], and can only generate new views by interpolating between a subset of these entries with a VAE prior. This is illustrated in Figure 5 (comparing the methods on image retrieval from memory and on novel view synthesis) and Figure 6 (showcasing the ability of our pipeline to synthesize complete environments from partial views) in the main paper, as well as in similar Figures S2 and S3-S4.

B.3. Exploring Real 3D Scenes

B.3.1 Additional Qualitative Results

For qualitative comparison with GTM-SM, we trained both methods on AVD dataset with the same setup. Challenges arise from the fact that the 3D environments are much more complex than their 2D counterparts, and more factors need to be considered in memorization and prediction.

Further qualitative results on the AVD test scenes are demonstrated in Figure S5. Given the same observation sequences (additional actions to GTM-SM) and requested poses, the predicted novel views are shown for comparison. Generally, GTM-SM fails to adapt the VAE prior and predict the belief of target sequences, while our method tends to successfully synthesize the room layout based on the learned scene prior and observed images.

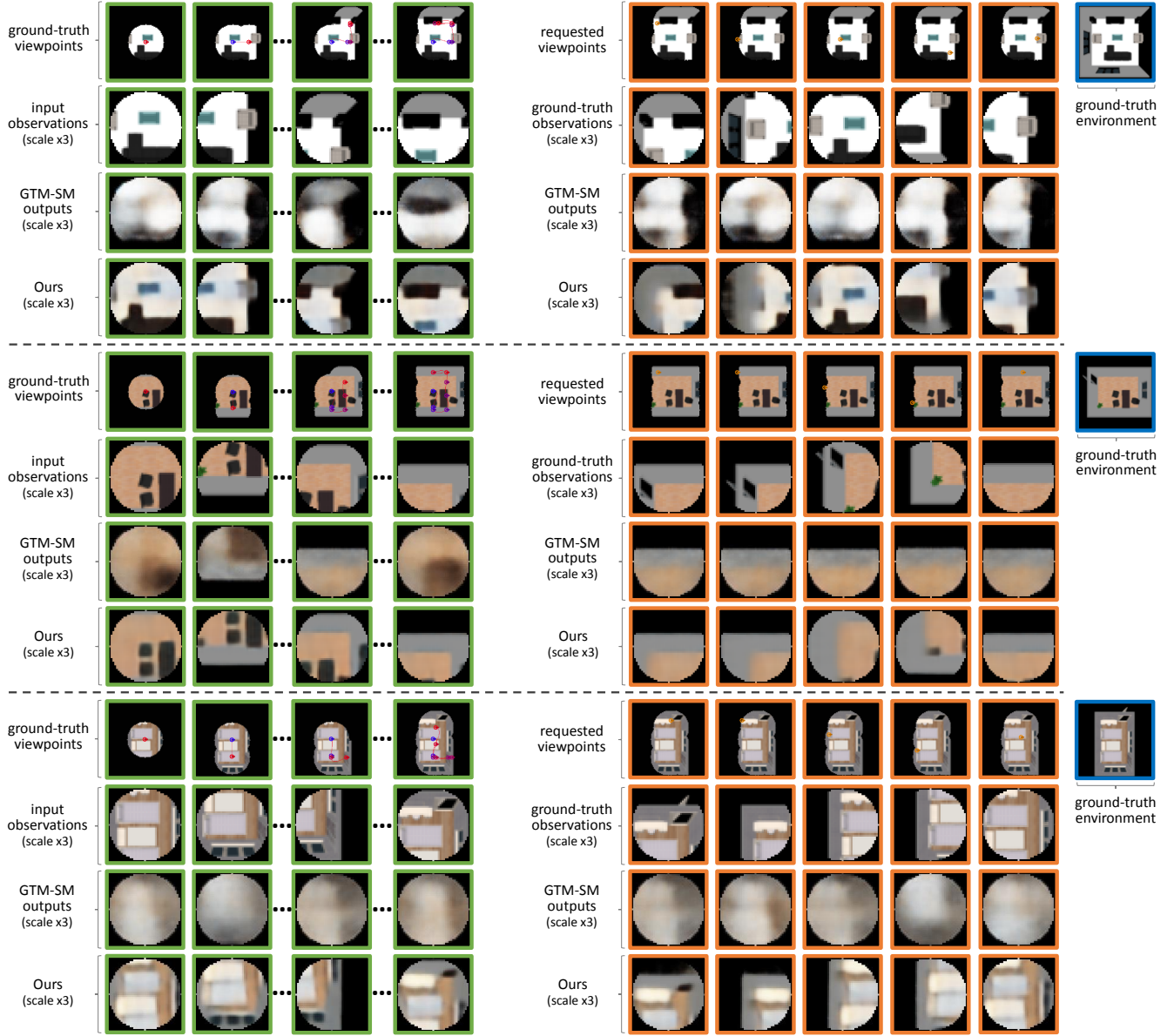


Figure S2: **Qualitative comparison with GTM-SM [10] on HoME-2D [44]**, in terms of pose / trajectory estimations and in terms of view generation (recovery of seen images from memory and novel view hallucination). Methods receive a sequence of 10 observations (along with the related actions for GTM-SM) from a non-rotating agent exploring the 83×83 2D image with a 360° circular view field of 20px radius. The methods then apply their knowledge to generate novel views.




Figure S3: **Qualitative results on CelebA dataset** [43]. with sequences of 10 observations from an agent able to rotate and translate every step, exploring the 43×43 2D image with a 180° view field of 8×15 px (*i.e.* observing the image patch in front of it, rotated accordingly). After each step, the hallucinated features are adapted to blend with the new observations, until reaching convergence as the coverage increases.




Figure S4: **Qualitative results on HoME-2D [44].** with sequences of 10 observations from an agent able to rotate and translate every step, exploring the 83×83 2D image with a 150° view field of 20px radius. After each step, the hallucinated features are adapted to blend with the new observations, until reaching convergence as the coverage increases.




Figure S5: **Qualitative comparison with GTM-SM [10] on AVD dataset [49]**, in terms of pose / trajectory estimations and in terms of view generation (recovery of seen images from memory and novel view hallucination). Methods receive a sequence of 5 observations (along with the corresponding actions for GTM-SM) from an agent exploring the testing unseen scenes. The methods then apply their knowledge to generate novel views.