

Understanding the Importance of Single Directions via Representative Substitution

Li Chen[†], Hailun Ding[‡], Qi Li[†], Zhuo Li[†], Jian Peng[†], Haifeng Li^{†*}

[†]School of Geosciences and Info-Physics, [‡]School of Software

[†]School of Information Science and Engineering

Central South University

Changsha Hunan 410083 P.R. China

{vchenli, hlding, dsjliqi, pengj2017, lihaifeng}@csu.edu.cn, buebirzhuo@gmail

*Corresponding author

Abstract

Understanding the internal representations of deep neural networks (DNNs) is crucial for explaining their behaviors. The interpretation of individual units which are neurons in MLP or convolution kernels in convolutional network has been paid much attention since they act as a fundamental role. However, recent research (Morcos et al. 2018) presented a counterintuitive phenomenon, which suggested an individual unit with high class selectivity, called interpretable units, had poor contributions to generalization of DNNs. In this work, we provide a new perspective to understand this counterintuitive phenomenon which we argue actually it makes sense when we introduce *Representative Substitution* (RS). Instead of individually selective units with classes, the RS refers to independence of a unit's representations in the same layer without any annotation. Our experiments demonstrate that interpretable units have high RS which are not critical to the network's generalization. The RS provides new insights to the interpretation of DNNs and suggests that we need to focus on the independence and relationship of the representations.

Introduction

Deep neural networks (DNNs) have made remarkable progress in various domains such as image classification, word recognition and language translation (Krizhevsky, Sutskever, and Hinton 2012). Despite its huge success, how do DNNs work is still an open question. For example, why are DNNs capable of memorizing the entire datasets, while have low generalization error.

Inspired by neuroscience, recent works (Morcos et al. 2018) demonstrate *high interpretability units* (HIUs), who are significant respond to a class of objects and are believed to play crucial role in the performance of DNNs in the past, actual are not necessary to contribute accuracy and even damage a network's generalization performance. Instead, *weak interpretability units* (WIUs) may be important to improve accuracy and generalization of DNNs. Different experiments, such as ablation, perturbation, etc., show that a single direction is of little significance to the generalization of the network. This means previous studies of understand how does network work by analyzing the HIUs may be misleading (Radford, Jozefowicz, and Sutskever 2017;

Nguyen et al. 2016; Zeiler and Fergus 2014). The relationship between HIUs, WIUs, accuracy and generalization remains unclear.

Regardless of whether the unit is sensitive to class, latent patterns are found with the corresponding unit when the activation of the unit is large. Therefore, we take the activation maximization (Erhan et al. 2009) of the units as its representation in the feature space. It propagates the image initialized with random noise to compute the activation of certain unit, and then passing the activation backward to update the best direction of the input image. This method prevents the impact of class and limited data samples in the activation space. We propagate the generated image forward the network and record all activation in the same layer. Despite the generated image is optimized for the target unit, many units' activation is bigger than the certain unit. This shows that in this optimization direction, other units also have the same representations.

To understand the behavior of HIUs, WIUs and how their interactions influence accuracy and generalization of DNNs, we define *Representative Substitution* (RS), the ratio of the units whose activation is greater than a target unit to the full layer, to quantify the independence of a unit's representations in the same layer. Furthermore, in order to obtain independent representations, we improve activation maximization which reduces the influence of other units in the image generation process. Interestingly, regardless of what generates the image, the HIUs' RS is relatively high. When the unit is ablated, a large number of other units can complement the loss representations in the same layer, so HIUs are less important. And we find why the relationship between class selectivity and unit importance is negatively correlated or irrelevant. The first few layers of the network are for feature extraction, while the latter layers are for feature integration. HIUs and WIUs' importance is different in different layers. The main contributions are as follows,

(1) We forged a concept, called *Representative Substitution*, to indicate the independence of the unit's representations in the same layer. And the reason why HIUs are not so essential to the network is explained through the perspective of feature space.

(2) The importance of HIUs is not an universal phenomenon, instead, it heavily depends on the layers they located in, since different convolutional layers have different

functions, feature extraction and feature integration.

(3) Our method is built on the representations of convolution kernels without any information about classes or labels, which give us a potential opportunity to analyze the intrinsic feature of convolution kernels. Our research suggests that independent representations of convolution kernels may be a promising way to explain the behavior of DNNs.

Methods

To further understand the characteristics of HIUs and WIUs and their impact on the importance of the network, we propose an *independent activation maximization* (IAM) which better represents the unit in the feature space, and *Representative Substitution* (RS) which represents the independence of the unit’s representations in the same layer.

We introduced some basic concepts before the IAM and the RS were discussed.

Class selectivity. A metric inspired by systems neuroscience to quantify the class selectivity of units (Morcos et al. 2018). The selectivity index is calculated as follows,

$$selectivity(i) = \frac{\bar{x}_{max}^i - \bar{x}_{-max}^i}{\bar{x}_{max}^i + \bar{x}_{-max}^i} \quad (1)$$

with \bar{x}_{max}^i representing the maximum mean activation of i -th unit under class and \bar{x}_{-max}^i representing the mean activation of i -th unit across all other classes. Specifically, the i -th unit mean activation of all samples under each class is calculated, and the vector of dimension equal to the number of classes. Then, the class selectivity of the i -th unit can be obtained by Equ.1. The metric varies from 0 to 1, with 0 denoting that a unit active identically for all classes, and 1 denoting that a unit only active for a single class. In another word, a unit with high class selectivity value is a HIU and a unit with low class selectivity value is a WIU.

Activation Maximization. As shown in (Erhan et al. 2009), the purpose of the algorithm is to visualize the representations of network’s unit after the end of training. The *activation maximization* (AM) of the i -th unit is

$$AM(i) = \arg \max x^i \quad (2)$$

where x^i representing the activation of the i -th unit. In detail, we put a random noise image forward the network to compute the activation of the i -th unit, and then propagate activation backward through the network to compute the gradient of the input image. After a few iterations, we can get the generated image so that the activation of the i -th unit becomes larger. The generated image is considered as visual representations of the unit in the feature space.

Independent Activation Maximization. In the process of image generation, AM algorithm only follows consideration of the maximum activation value of the target unit. However, other units may also have high activation to the input image, which makes the visual representations entangled with other units. So we modify the objective function to get the following IAM formula,

$$IAM(i) = \arg \max (x^i - \bar{x}^{-i}) \quad (3)$$

where \bar{x}^{-i} representing the mean activation of all units without the i -th unit in the same layer. The images are obtained by Equ.3 can maximize the activation value of the i -th unit while suppressing the activation of other units. Therefore, images become the independent visual representations of the unit.

Representative Substitution. In order to quantify the impact of other units on the representation of target unit in the same layer, we generate a image for a certain unit by the IAM algorithm to obtain the unit’s representations, and then pass the generated image to the network, recording the activation of all units in the same layer of a certain unit. The RS is defined by the number of units which are greater than the activation of the certain unit divided by the total number of units in that layer. The formula is:

$$RS(i) = \frac{|\{x' : x' > x^i\}|}{|\{x\}|} \quad s.t. \quad x^i = f(IAM(i)) \quad (4)$$

where $|\{x\}|$ representing the number of activation or units and $f(image)$ representing networks’ feedforward computation that the image can be obtained by IAM. The RS indicates the degree to which visual representations of a unit is activated by other units in the same layer. This metric varies from 0 to 1, with 0 indicating the visual representations of the i -th unit is independent and unique and 1 indicating the all units have the same representations with the i -th unit.

Experiments

Experiment settings

In the experiments, we use a variety of DNNs, including MLP, a shallow convolutional network, VGG16 (Simonyan and Zisserman 2014) under CIFAR-10 (Krizhevsky and Hinton 2009) and ImageNet (Deng et al. 2009) datasets. Each layer of MLP contained 128, 512, 2048 and 2048 neurons. The shallow convolutional network is trained on CIFAR-10 for 100 epochs. Its convolutional layer sizes are 64, 64, 128, and 128. All kernels are 3x3, with strides of 1. CIFAR-10 contains 10 classes with 60,000 images, and ImageNet has 1.2 million images from 1,000 classes.

Relationship to class selectivity

We trained a shallow convolutional network on Cifar-10, and computed the class selectivity of all units. Then we obtained the RS results under the IAM algorithm and the AM algorithm as a comparison respectively, and selected two layers of the network as shown in Fig.1. Experiments show that the RS is high, when the class selectivity of the convolution kernels in these two layers is high.

We also find that the WIUs, which those class selectivity is low, have also low RS. And the lower the RS is, the more independent and irreplaceable representations are in the same layer. Therefore, the WIUs are important to network’s generalization. When the RS is obtained by the AM algorithm, the lower left corner of the figure is dense and the upper right corner is sparse. This shows that the representations of WIUs in this layer are difficult to replace, and HIUs are easier to replace. We further use the improved AM

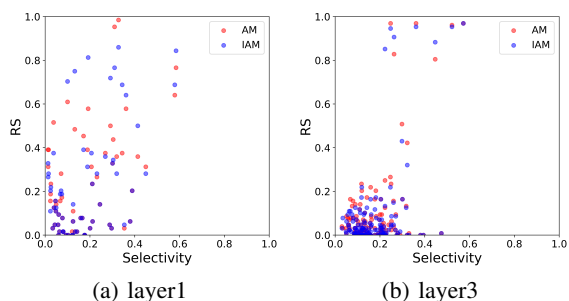


Figure 1: **The RS value of HIUs is high, while the RS value of WIUs is low. Each point represents a convolution kernel.** The relation between RS and class selectivity under AM and IAM algorithms, in the first layer of the shallow convolutional network (a), and the third layer (b)

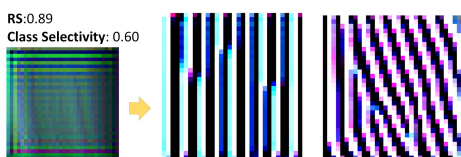


Figure 2: **The HIU's representations are simple, compared to the representations of other units.** The HIU has high class selectivity and high RS

algorithm, the IAM algorithm, to compute the units' RS. Although the overall RS has declined slightly, the basic trend is consistent with AM and the same conclusions have been reached. HIUs are not important because there are other alternative representations. WIUs represent more independent features, and its ablation has a large impact on the generalization of the network.

We visualize a HIU and two units with higher activation than the HIU by IAM algorithm, as shown in Fig.2. The representations of other units cover HIU's representations, but they are also given their own independent features. Thus, HIUs with simple representations are not good for generalization of the network. In the latter experiment, we utilize the IAM algorithm to get the RS.

Relationship to different layers

However, it can be recognized that a unit of a good network must be a single class on the fully connected layer before the classifier. Although it's a HIU, its representations may not be substituted in the same layer. So we computed the RS and class selectivity of the fully connected layer of the shallow convolutional network, as shown in Fig.3(a). The results show that the class selectivity of units in the fully connected layer before the classifier is large, and the RS is mostly zero.

Therefore, HIUs are not appropriate to indicate the quality of network generalization. The importance of HIUs is related to which layer it locates in. We do a Spearman's correlation analysis of the RS and class selectivity of each convolu-

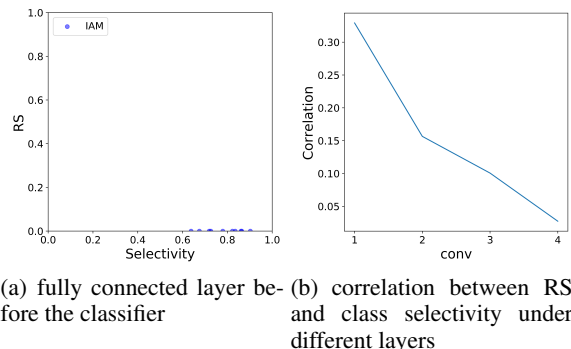


Figure 3: **The class selectivity and the RS have different correlations on different layers.** (a) The units' class selectivity is high and the RS is low in the fully connected layer. (b) The correlation between class selectivity and the RS decreases as the number of layers increases.

tional layer of the shallow convolutional network, as shown in Fig.3(b). The results demonstrate that the RS and class selectivity are positively correlated, and the correlation gradually decreases as the number of layers becomes deeper. So in (Morcos et al. 2018), it is difficult to reflect the importance of unit ablation under different convolutional layers on the network because the way of ablation is random. From a feature space perspective, as the number of layers increases, the independence of features on the unit is gradually unrelated to the interpretability of the unit. Meanwhile, Morcos et al. clarifies that class selectivity has a strong relationship with importance in the shallow layer, while gradually decay as layer going deeper. Since the first few layers of the convolutional network have feature extraction capabilities, the HIUs in these layers are not important because their RS are high and other convolution kernels can replace their representations. Therefore, too many HIUs will reduce the generalization performance of the network. As the number of layers deepens, feature extraction is no longer part of the main influencing factor of network performance. The network needs to integrate features and provide semantic information. Intriguing, this is consistent with theoretical observations (Raghu et al. 2016).

We conduct the same experiments on VGG16 trained on Cifar-10 as shown in Fig.4. We come to the same conclusion that WIUs have low the RS in the shallow layers. However, the units' RS present a small amount of value and no longer have diversity in deep layers. This phenomenon starts from a certain layer, and its division of the network layer is obvious. It can also be concluded that the first few layers of the network are mainly used for feature extraction, and the main functions of the latter layers are feature integration for classification.

We do experiments on a MLP trained on Cifar-10 as shown in Fig.5. The RS are mostly the same and do not change much in all layers. Depending on previous conclusions, the function of the MLP is feature integration. We know that the MLP is prone to over-fitting and poor gener-

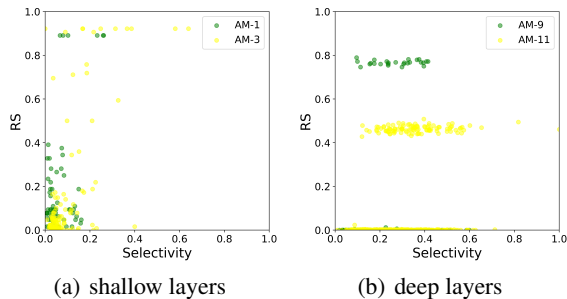


Figure 4: **The convolutional layers exhibit both functions, feature extraction and feature integration.** (a) shows the RS and class selectivity of the first and third layers. (b) is the 9-th and 11-th layers

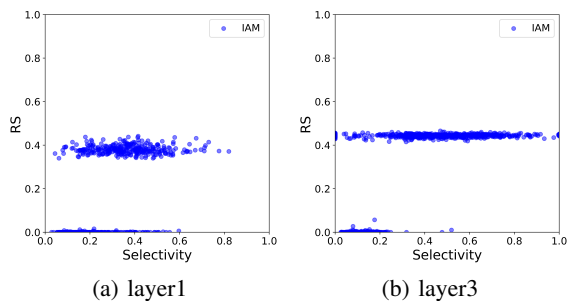


Figure 5: **The MLP doesn't exist in the diversity of the units' RS.** The relation between the RS and class selectivity in the first layer of the MLP (a), and the third layer (b)

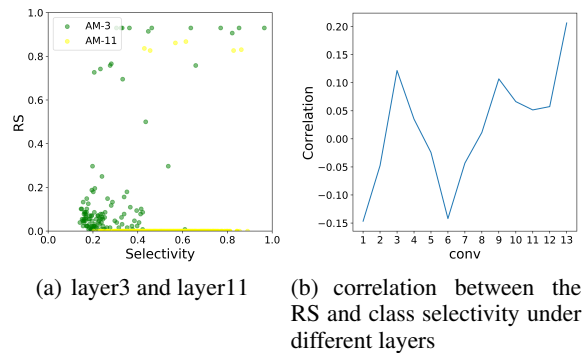


Figure 6: **The RS and class selectivity are related in part layers under the ImageNet dataset.** (a) The relation between the RS and class selectivity in the 3-th and 11-th layer (b) The correlation of the RS and class selectivity is irregular in all convolutional layers.

alization. Moreover, it explained the reason why MLP performed worse is that MLP have no layer to extract features.

We use the pre-trained VGG16 model and ImageNet to do the same experiments. As shown in Fig.6(a). The results show that a large number of WIUs assembled at the bottom left of the figure, which provide many independent representations of the network. The RS and class selectivity in all layers are shown in Fig.6(b). The RS and class selectivity show no correlation. This is a little different from our observation. Further work will need to consider the impact of RS and class selectivity on the network.

Conclusions

This paper clarifies the reason why HIUs play an insignificant role in DNNs from a feature space perspective and inspired us that we should pay more attention to the independence and relationship of the representations to explain the working mechanism of DNNs. Further, we find that convolutional layers actually have distinct functions, even if they have the same structure. We need to consider the impact of the network structure, when we study the interpretability of the network. However, the correlation between the RS and HIUs in the big dataset is not obvious at the end of the experiment. This also suggests that it may be unreasonable to use a single metric to understand the internal representations of DNNs. More, because negative values of the image are meaningless, we analyze outputs by positive values, but negative activation in neuroscience can indicate an inhibition, which may be considered in the future.

References

[Deng et al. 2009] Deng, J.; Dong, W.; Socher, R.; and Li, L. J. 2009. Imagenet: A large-scale hierarchical image database. In *Computer Vision and Pattern Recognition, 2009. CVPR 2009. IEEE Conference on*, 248–255.

[Erhan et al. 2009] Erhan, D.; Bengio, Y.; Courville, A.; and Vincent, P. 2009. Visualizing higher-layer features of a deep network. Technical Report 1341, University of Montreal.

Also presented at the ICML 2009 Workshop on Learning Feature Hierarchies, Montréal, Canada.

- [Krizhevsky and Hinton 2009] Krizhevsky, A., and Hinton, G. 2009. Learning multiple layers of features from tiny images. *Computer Science Department, University of Toronto, Tech. Rep.*
- [Krizhevsky, Sutskever, and Hinton 2012] Krizhevsky, A.; Sutskever, I.; and Hinton, G. E. 2012. Imagenet classification with deep convolutional neural networks. In *Advances in neural information processing systems*, 1097–1105.
- [Morcos et al. 2018] Morcos, A. S.; Barrett, D. G.; Rabinowitz, N. C.; and Botvinick, M. 2018. On the importance of single directions for generalization. In *International Conference on Learning Representations, 2018, ICML 2018*.
- [Nguyen et al. 2016] Nguyen, A.; Dosovitskiy, A.; Yosinski, J.; Brox, T.; and Clune, J. 2016. Synthesizing the preferred inputs for neurons in neural networks via deep generator networks. In *Advances in Neural Information Processing Systems*, 3387–3395.
- [Radford, Jozefowicz, and Sutskever 2017] Radford, A.; Jozefowicz, R.; and Sutskever, I. 2017. Learning to generate reviews and discovering sentiment. *arXiv preprint arXiv:1704.01444*.
- [Raghu et al. 2016] Raghu, M.; Poole, B.; Kleinberg, J.; Ganguli, S.; and Sohl-Dickstein, J. 2016. On the expressive power of deep neural networks. *arXiv preprint arXiv:1606.05336*.
- [Simonyan and Zisserman 2014] Simonyan, K., and Zisserman, A. 2014. Very deep convolutional networks for large-scale image recognition. *Computer Science*.
- [Zeiler and Fergus 2014] Zeiler, M. D., and Fergus, R. 2014. Visualizing and understanding convolutional networks. In *European conference on computer vision*, 818–833. Springer.