

Kernel-based Multi-Task Contextual Bandits in Cellular Network Configuration

Xiaoxiao Wang*, Xueying Guo*, Jie Chuai[†], Zhitang Chen[†], and Xin Liu*

* Computer Science Department, University of California, Davis, USA

Email: xxwa@ucdavis.edu, guoxueying@outlook.com, xinliu@ucdavis.edu

[†]Noah's Ark Lab, Huawei Technologies, Hong Kong

Email: {chuaijie, chenzhitang2}@huawei.com

Abstract—Cellular network configuration plays a critical role in network performance. In current practice, network configuration depends heavily on field experience of engineers and often remains static for a long period of time. This practice is far from optimal. To address this limitation, online-learning-based approaches have great potentials to automate and optimize network configuration. Learning-based approaches face the challenges of learning a highly complex function for each base station and balancing the fundamental exploration-exploitation tradeoff while minimizing the exploration cost. Fortunately, in cellular networks, base stations (BSs) often have similarities even though they are not identical. To leverage such similarities, we propose kernel-based multi-BS contextual bandit algorithm based on multi-task learning. In the algorithm, we leverage the similarity among different BSs defined by conditional kernel embedding. We present theoretical analysis of the proposed algorithm in terms of regret and multi-task-learning efficiency. We evaluate the effectiveness of our algorithm based on a simulator built by real traces.

Keywords—multi-task learning, contextual bandits, cellular network configuration, conditional kernel embedding, online learning

I. INTRODUCTION

With the development of mobile Internet and the rising number of smart phones, recent years have witnessed a significant growth in mobile data traffic [1]. To satisfy the increasing traffic demand, cellular providers are facing increasing pressure to further optimize their networks. Along this line, one critical aspect is cellular base station (BS) configuration. In cellular networks, a BS is a piece of network equipment that provides service to mobile users in its geographical coverage area (similar to a WiFi access point, but much more complex), as shown in Figure 1. Each BS has a large number of parameters to configure, such as spectrum band, power configuration, antenna setting, and user hand-off threshold. These parameters have a significant impact on the overall cellular network performance, such as user throughput or delay. For instance, the transmit power of a BS determines its coverage and affects the throughput of all users it serves.

In current practice, cellular configuration needs manual adjustment and is mostly decided based on the field experience of engineers. Network configuration parameters typically remain static for a long period of time, even years, unless severe performance problems arise. This is clearly

not optimal in terms of network performance: different base stations have different deployment environments (e.g., geographical areas), and the conditions of each BS (e.g., the number of users) also change over time. Therefore, as shown in Figure 1, setting appropriate parameters for each deployed BS based on its specific conditions could significantly help the industry to optimize its networks. A natural way of achieving this goal is to apply online-learning-based algorithms in order to automate and optimize network configuration.

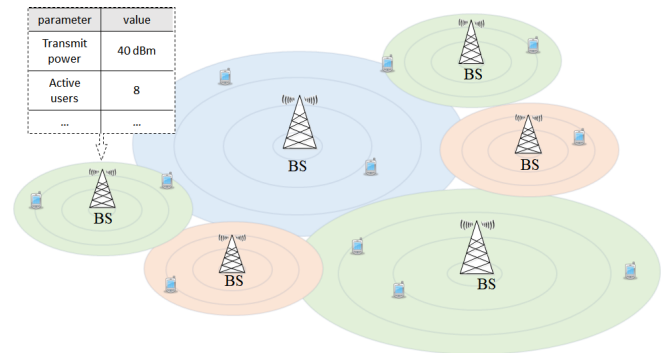


Figure 1. Cellular network

Online-learning-based cellular BS configuration faces multiple challenges. First, the mapping between network configuration and performance is highly complex. Since different BSs have different deployment environments, they have different mappings between network configuration and performance, given a BS condition. Furthermore, for a given BS, its condition also changes over time due to network dynamics, leading to different optimal configurations at different points in time. In addition, for a given BS and given condition, the impact of network configuration on performance is too complicated to model using white-box analysis due to the complexity and dynamics of network environment, user diversity, traffic demand, mobility, etc. Second, to learn this mapping and to optimize the network performance over a period of time, operators face a fundamental exploitation-exploration tradeoff: in this case, exploitation means to use the best known configuration that benefits immediate performance but may overlook better configurations that are unknown; and exploration means to experiment with unknown or uncertain configurations which

may have a better performance in the long run, at the risk of a potentially lower immediate performance. Furthermore, running experiments in cellular networks is disruptive - users suffer poor performance under poor configurations. Thus, providers are often conservative when running experiments and would prefer to reduce the number of explorations needed in each BS. Fortunately, in a cellular network, BSs usually have similarities, even though they are not identical. Therefore, it would be desirable to effectively leverage data from different BSs by exploiting such similarities.

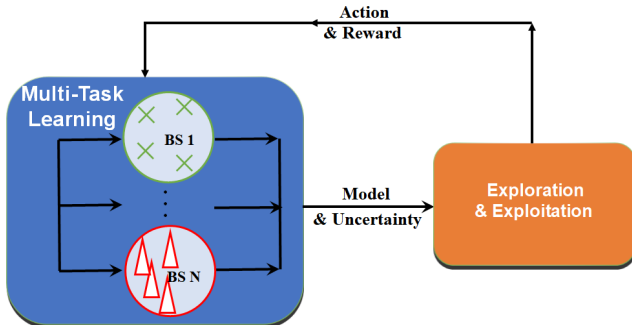


Figure 2. Multi-task online learning

To address these challenges, we consider multiple BSs jointly and formulate the corresponding configuration problem as a multi-task on-line learning framework as shown in Figure 2. The key idea is to leverage information from multiple BSs to jointly learn a model that maps the network state and its configuration to performance. The model is then customized to each BS based on its characteristics. Furthermore, the model also allows the BSs to balance the tradeoff between the exploration and exploitation of the different configuration. Specifically, we propose a kernel-based multi-BS contextual bandits algorithm that can leverage similarity among BSs to automate and optimize cellular network configuration of multiple BSs simultaneously. Our contributions are multi-fold:

- We develop a kernel-based multi-task contextual bandits algorithm to optimize cellular network configuration. The key idea is to explore similarities among BSs to make intelligent decisions about networks configurations in a sequential manner.
- We propose a method to estimate the similarity among the BSs based on the conditional kernel embedding.
- We present theoretical guarantees for the proposed algorithm in terms of regret and multi-task-learning efficiency.
- We evaluate our algorithm using real traces. Our proposed algorithm outperforms bandits algorithms not using multi-task learning by up to 35%.

The rest of the paper is organized as follows. The related work is in Sec. II. We introduce the system model and problem formulation in Sec. III. We present a kernel-based multi-BS contextual bandit algorithm in Sec. IV. The theoretical

analysis of the algorithm is in Sec.V. We demonstrate the numerical results in Sec. VI, and conclude in Sec. VII.

II. RELATED WORK

Cellular Network Configuration Various aspects of network parameter configuration have been studied in the literature, such as pilot power configuration, spectrum, handoff threshold, etc. Traditional approaches derive analytical relationship between network configuration and its performance based on communication theory, such as [2], [3], [4], [5]. Such approaches are often prohibitively complex, involve various approximations, and require a significant amount of input information (such as the number of users, the location of each user, etc.).

Recently, learning-based methods are proposed [6], [7], [8], [9]. In [6], the authors propose a tailored form of reinforcement learning to adaptively select the optimal antenna configuration in a time-varying environment. In [9], the authors use Q-learning with compact state representation for traffic offloading. In [8], the authors design a generalized global bandit algorithm to control the transmit power in the cellular coverage optimization problem. In all these papers, BS similarities are not considered, and thus require more exploration. In [7], the authors study the pilot power configuration problem and design a Gibbs-sampling-based online learning algorithm so as to maximize the throughput of users. In comparison, they make the assumption that all BSs are equal while we allow different BSs to learn different mappings.

Contextual Bandits Contextual bandit [10] is an extension of classic multi-armed bandit (MAB) problem [11]. One type of algorithm is the UCB-type such as Lin-UCB [12], Kernel-UCB [13], in which they assume the reward is a function of the context and trade off between the exploitation and exploration based on upper confident bound of the estimation [14]. The contextual bandit is also widely used in many application areas, such as news article recommendation [12], clinical trials [15].

Multi-task Learning Multi-task learning has been extensively studied in many machine learning lectures[16]. A common way is using a kernel function to define the similarity among tasks, e.g., in [17], [18], [19]. In [19], the authors design an algorithm that can **transfer information among arms** in the contextual bandit. Compared with [19], in our problem, we define an individual contextual bandit problem for each BS and consider the **multi-task learning among different contextual bandit problems**.

III. SYSTEM MODEL AND PROBLEM FORMULATION

In this section, firstly, we describe the detail of the multi-BS configuration problem. Then we formulate the problem as a multi-task contextual bandits model.

A. Multi-BS Configuration

In this work, we focus on the multi-BS network configuration problem. Specifically, we consider a set of BSs $\mathcal{M} := \{1, \dots, M\}$ in a network. The time of the system is discretized, over a time horizon of T slots. At time slot t , $\forall t \in \mathcal{T} := \{1, \dots, T\}$, for each BS $m \in \mathcal{M}$, its state is represented by a vector $s_t^{(m)} \in \mathbb{R}^d$. The state may include the number of users in a BS, user mobility, traffic demand, and neighboring BS configuration. At the beginning of each time slot t , the BS observes its state $s_t^{(m)}$, and chooses its configuration $a_t^{(m)} \in \mathcal{A}$ using a network configuration algorithm. At the end of time slot t , the BS receives a resulting reward $r_{a_t, t}^{(m)} \in \mathbb{R}$, which is a measure of network performance. We note that $a_t^{(m)}$ can depend on all historical information of all BSs and the current state $s_t^{(m)}$.

In practice, the configuration parameters can include pilot power, antenna direction, handoff threshold, etc. The reward can be metrics of network performance, such as uplink throughput, downlink throughput, and quality-of-service scores. Time granularity of the system is decided by network operators. In the current practice, configurations can be updated daily during midnight maintenance hours. To further improve network performance, network operators are moving towards more frequent network configuration updates, e.g., on an hourly basis, based on network states.

The goal of the problem is to find the configuration $a_t^{(m)}$, for all t and m that maximizes the total accumulated reward over time, i.e.,

$$\max_{a_t^{(m)} \in \mathcal{A}, \forall t} \sum_{m=1}^M \sum_{t=1}^T r_{a_t, t}^{(m)} \quad (1)$$

In this problem, for a given BS and a given state, we do not have *a priori* knowledge of the reward of its action. We need to learn such a mapping during the time horizon. In other words, when choosing $a_t^{(m)}$, one should consider the historical information of all BSs and current state, i.e., $s_\tau^{(m)}, a_\tau^{(m)}, r_{a_\tau, \tau}^{(m)}, \forall \tau < t, \forall m$ and $s_t^{(m)}$. The choice of $a_t^{(m)}$ and the corresponding reward also affect future actions. Therefore, there exists a fundamental exploitation-exploration tradeoff: exploitation is to use the best learned configuration that benefits the immediate reward but may overlook better configurations that are unknown; and exploration is to experiment unknown or uncertain configurations which may have a better reward in the long run, at the risk of a potentially lower immediate reward.

Furthermore, we note that the action of one BS can be affected by the information of other BSs. Therefore, the information from multiple BSs should be leveraged jointly to optimize the problem in (1). Also, note that the BSs are similar but not identical. Therefore, the similarity of BSs need to be explored and leveraged to optimize the network configuration.

In summary, the goal of multi-BS configuration problem is to choose appropriate actions for all time slot and all BSs to maximize the the problem defined in Eq. (1).

B. Multi-Task Contextual Bandit

We model the problem as multi-task contextual bandits. Now, we briefly introduce the classical bandit model and contextual bandit model.

Multi-armed bandit (MAB) [11] is a powerful tool in a sequential decision making scenario where at each time step, a learning task pulls one of the arms and observes an instantaneous reward that is independently and identically (i.i.d.) drawn from a fixed but unknown distribution. The task's objective is to maximize its cumulative reward by balancing the exploitation of those arms that have yielded high rewards in the past and the exploration of new arms that have not been tried. The contextual bandit model [10] is an extension of the MAB in which each arm is associated with side information, called the context. The distribution of rewards for each arm is related to the associated context. The task is to learn the arm selection strategy by leveraging the contexts to predict the expected reward of each arm. Specifically, in the contextual bandit, over a time horizon of T slots, at each time t , environment reveals context $x_{a, t} \in \mathbb{R}^p$ for each arm $a \in \mathcal{A}$. If learner selects and pulls an $a_t \in \mathcal{A}$, he receives a reward $r_{a_t, t}^{(m)}$ from environment. At the end of the time slot t , learner improves arm selection strategy based on new observation $\{x_{a_t, t}, r_{a_t, t}\}$. At time t , the best arm is defined as $a_t^* = \arg \max_{a \in \mathcal{A}} \mathbb{E}(r_{a_t, t} | x_{a_t, t})$ and the corresponding reward is $r_{a_t^*, t}$. The regret at time T is defined as the sum of the gap between the real reward and the optimal reward through the T time slots in Eq. (2). The goal of maximization of the accumulative reward $\sum_{t=1}^T r_{a_t, t}$ is equivalent to minimizing the regret¹.

$$R(T) = \sum_{t=1}^T (r_{a_t^*, t} - r_{a_t, t}) \quad (2)$$

Based on the classical contextual bandit problem, we propose a multi-task contextual bandit model. Consider a set of tasks $\mathcal{M} := \{1, \dots, M\}$, each task $m \in \mathcal{M}$ can be seen as a standard contextual bandit problem. More specifically, in task m , at each time t , for each arm $a \in \mathcal{A}$, there is an associated context vector $x_{a, t}^{(m)} \in \mathbb{R}^p$. If the arm $a_t^{(m)}$ is pulled as time t for task m , it receives a reward $r_{a_t, t}^{(m)}$. The detail is shown in Problem 1.

We also define the best arm as $a_t^{(m)*} = \arg \max_{a \in \mathcal{A}} \mathbb{E}(r_{a_t, t}^{(m)} | x_{a_t, t}^{(m)})$ and the corresponding reward is $r_{a_t^*, t}^{(m)}$. The regret over time horizon T is defined as the sum of the gap between the real reward and the optimal reward through the T time slot among all M tasks in Eq. (3). The goal of the problem is to minimize the regret.

¹This is pseudo regret [20].

Problem 1 Multi-Task Contextual Bandit

- 1: **for** $t = 1$ to T **do**
 - 2: Environment reveals context $x_{a,t}^{(m)} \in \mathbb{R}^p$ for each arm $a \in \mathcal{A}$ and each task $m \in \mathcal{M}$
 - 3: **for** $\forall m \in \mathcal{M}$ **do**
 - 4: Selects and pulls an arm $a_t^{(m)} \in \mathcal{A}$
 - 5: Environment reveals a reward $r_{a_t,t}^{(m)} \in [0, 1]$
 - 6: **end for**
 - 7: Improves arm selection based on new observations $\{(x_{a_t,t}^{(m)}, r_{a_t,t}^{(m)}) | m \in \mathcal{M}\}$
 - 8: **end for**
-

$$R(T) = \sum_{m=1}^M \sum_{t=1}^T (r_{a_t^*,t}^{(m)} - r_{a_t,t}^{(m)}) \quad (3)$$

We can formulate the multi-BSs configuration problem as multi-task contextual bandit. **We regard the configuration optimization problem for one BS as one task.** Specifically, for each BS m , at time t , **context associated with arm a is the combination of the state and the action, i.e.,** $x_{a,t}^{(m)} = (s_t^{(m)}, a_t^{(m)})$. Then the goal of finding the best arms which can maximize the total accumulative reward in Eq. (1) is equivalent to minimizing the regret defined in Eq. (3).

IV. METHODOLOGY

Most existing work on the contextual bandit problems, such as LinUCB [12], KernelUCB [13] assume the reward is a function of the context, i.e., $r_{a_t,t} = f(x_{a_t,t})$. At each time slot t , these algorithms use the estimated function $\hat{f}(\cdot)$ to predict the reward of each arm according to the context at time t , i.e., $\{x_{a,t}\}_{a \in \mathcal{A}}$. Based on the value and uncertainty of the prediction, they calculate the upper confident bound (UCB) of each arm. Then they select the arm a_t that has the maximum UCB value and then obtains a reward $r_{a_t,t}$. Last, they update the estimated function $\hat{f}(\cdot)$ by the new observation $(x_{a_t,t}, r_{a_t,t})$.

In our multi-BS configuration problem defined in Eq. (1), if we model every BS as an independent classical contextual bandit problem and use the existing algorithm to make its own decision, it would lose information across BSs and thus is not efficient. Specifically, in the training process, it would learn a group of function $\{f^{(m)} | m \in \mathcal{M}\}$ independently and ignore the similarity among them. In practice, the BSs that are configured simultaneously have lots of similar characteristics, such as geographical location, leading to similar reward functions. Furthermore, in the real case, since the configuration parameters have a large impact on the network performance, the cost of experience is expensive. We need an approach to use the data effectively. So, motivated by this observation, we design the kernel-based multi-BS contextual bandits that can leverage the

similarity information and share experiences among BSs, i.e., tasks.

In this section, we propose a framework to solve the problem in Eq. (3). We start with the regression model. Then we describe how to incorporate it with multi-task learning. Next, we propose kernel-based multi-BS contextual bandits algorithm in Sec.IV-C. In the last, we discuss the details of task similarity for real data in Sec. IV-D.

A. Kernel Ridge Regression

For the network configure problem, we need to learn a model from historical data that can predict the reward $r_{a_t,t}$ from the context $x_{a_t,t}$. There are two challenges. First, the learned model should capture the non-linear relation between the configuration parameters, state (context) and the network utility (reward) in complex scenarios. Second, since the learned model is used in the contextual bandit model, it needs to not only offer the mean estimate value of the prediction but also a confidence interval of the estimation that can describe the uncertainty of the prediction. This important feature is used later to trade off exploration and exploration in the bandit model.

To address these two challenges, we use kernel ridge regression to learn the prediction model that can capture non-linear relation and provide an explicit form of the uncertainty of the prediction. Furthermore, intuitively, the kernel function can be regarded as a measure of similarity among data points. which makes it suitable for the multi-task learning into it in Sec. IV-B. Let us briefly describe the kernel regression model.

Kernel ridge regression is a powerful tool in supervised learning to characterize the non-linear relation between the target and feature. For a training data set $\{(x_i, y_i)\}_{i=1}^n$, kernel method assumes that there exists a feature mapping $\phi(x) : \mathcal{X} \rightarrow \mathcal{H}$ which can map data into a feature space in which a linear relationship $y = \phi(x)^T \theta$ between $\phi(x)$ and y can be observed, where θ is the parameter need to be trained. The kernel function is defined as the inner product of two data vectors in the feature space. $k(x, x') = \phi(x)^T \phi(x'), \forall x, x' \in \mathcal{X}$.

The feature space \mathcal{H} is a Hilbert space of functions $f : \mathcal{X} \rightarrow \mathbb{R}$ with inner product $k \langle \cdot, \cdot \rangle$. It can be called as the associated reproducing kernel Hilbert space (RKHS) of k , notated by \mathcal{H}_k . The goal of kernel ridge regression is to find a function f in the RKHS \mathcal{H} that can minimize the mean squared error of all training data, as shown in Eq. (4).

$$\hat{f} = \arg \min_{f \in \mathcal{H}_k} \sum_{i=1}^n (f(x_i) - y_i)^2 + \lambda \|f\|_{\mathcal{H}_k}^2 \quad (4)$$

Applying the representer theorem, the optimal f can be represented as a linear combination of the data points in the feature space, $f(\cdot) = \sum_{i=1}^n \alpha_i k(x_i, \cdot)$. Then we can get the solution of Eq. (4)

$$f(x) = \mathbf{k}_{X:x}^T (K + \lambda I)^{-1} \mathbf{y} \quad (5)$$

where $\mathbf{y} = (y_1, \dots, y_n)$, K is the Gram matrix, i.e., $K_{ij} = k(x_i, x_j)$, $\mathbf{k}_{X:x} = (k(x_1, x), \dots, k(x_n, x))$ is the vector of the kernel value between all historical data X and the new data, x .

This provides basis for our bandit algorithms. The uncertainty of prediction of the kernel ridge regression is discussed in Sec.IV-C.

B. Multi-Task Learning

We next introduce how to integrate kernel ridge regression into multi-task learning which allows us to use similarities information among BSs.

In multi-task learning, the main question is how to efficiently use data from one task to another task. Borrowing the idea from [16], [19], we define the regression functions in the followings:

$$f : \tilde{X} \rightarrow \mathcal{Y} \quad (6)$$

where $\tilde{X} = \mathcal{Z} \times \mathcal{X}$, \mathcal{X} is the original context space, \mathcal{Z} is the task similarity space, \mathcal{Y} is the reward space. For each context $x_{a,t}^{(m)}$ of BS m , we can associate it with the task/BS descriptor $z_m \in \mathcal{Z}$, and define $\tilde{x}_{a,t}^{(m)} = (z_m, x_{a,t}^{(m)})$ to be the augmented context. We define the following kernel function \tilde{k} in (7) to capture the relation among tasks.

$$\tilde{k}((z, x), (z', x')) = k_{\mathcal{Z}}(z, z')k_{\mathcal{X}}(x, x') \quad (7)$$

where $k_{\mathcal{X}}$ is the kernel defined in original context, and $k_{\mathcal{Z}}$ is the kernel defined in tasks that measures the similarity among tasks/BSs. Then we define the task/BS similarity matrix $K_{\mathcal{Z}}$ as $(K_{\mathcal{Z}})_{ij} = k_{\mathcal{Z}}(z_i, z_j)$. We discuss the training of this similarity kernel and similarity matrix in Sec.IV-D.

In the multi-tasks contextual bandit model, at time t , we need to train an arm selection strategy based on the history data we experienced, i.e., $\{(x_{a,\tau}^{(m)}, r_{a,\tau}^{(m)}) | m \in \mathcal{M}, \tau < t\}$. We formulate a regression problem in Eq. (8)

$$\hat{f}_t = \arg \min_{f \in \mathcal{H}_{\tilde{k}}} \sum_{m=1}^M \sum_{\tau=1}^{t-1} (f(\tilde{x}_{a,\tau}^{(m)}) - r_{a,\tau}^{(m)})^2 + \lambda \|f\|_{\mathcal{H}_{\tilde{k}}}^2 \quad (8)$$

where $\tilde{x}_{a,\tau}^{(m)}$ is the augmented context of the arm a_{τ} for task m , which is defined as the combination of the task descriptor z_m and original context $x_{a,t}^{(m)}$, i.e., $\tilde{x}_{a,t}^{(m)} = (z_m, x_{a,t}^{(m)})$.

Then we can get a similar result as Eq. (5) in Eq. (9). The only difference is that we use the augmented context \tilde{x} and new kernel \tilde{k} instead of the x and k .

$$\hat{f}_t(\tilde{x}) = \tilde{\mathbf{k}}_{t-1}^T(\tilde{x})(\tilde{K}_{t-1} + \lambda I)^{-1} \mathbf{y}_{t-1} \quad (9)$$

where \tilde{K}_{t-1} is Gram matrix of $[\tilde{x}_{a,\tau}^{(m)}]_{\tau < t, m \in \mathcal{M}}$, $\tilde{\mathbf{k}}_{t-1}(\tilde{x}) = [\tilde{k}(\tilde{x}, \tilde{x}_{a,\tau}^{(m)})]_{\tau < t, m \in \mathcal{M}}$, and $\mathbf{y}_{t-1} = [r_{a,\tau}^{(m)}]_{\tau < t, m \in \mathcal{M}}$. Then we can use Eq.(9) to predict the network utility (reward) based on the configured parameter and network state (augmented context).

C. Kernel-based Multi-BS Contextual Bandits

Next, we introduce how to measure the uncertainty of the prediction in Eq. (9). At time T , for a specific task, i.e., BS, $m \in \mathcal{M}$, for a given augmented context $\tilde{x}_{a,T}^{(m)}$ of an arm, in order to estimate the uncertainty of the prediction $\hat{f}_T(\tilde{x}_{a,T}^{(m)})$, we need to make an assumption that the reward at time T , i.e., $r_{a,T}^{(m)}$ and all historical reward data, i.e., $\{r_{a,\tau}^{(m)} | m \in \mathcal{M}, \tau < T\}$ are all independent random variables. Then we can use McDiarmid's inequality to get an upper confident bound of the predicted value. Since the mathematical derivation of this step is the same as Lemma 1 in [19], we only make a minor modification to obtain Theorem 1.

Theorem 1. For task $\forall m \in \mathcal{M}$, suppose the rewards $r_{a,T}^{(m)}$ at time T and the history reward $\{r_{a,\tau}^{(m)} | m \in \mathcal{M}, \tau < T\}$ are independent random variables with means $E[r_{a,\tau}^{(m)} | \tilde{x}_{a,\tau}^{(m)}] = f^*(\tilde{x}_{a,\tau}^{(m)})$, where $f^* \in \mathcal{H}_{\tilde{k}}$ and $\|f^*\|_{\mathcal{H}_{\tilde{k}}} \leq c$. Let $\alpha = \sqrt{\frac{\log(2((T-1)MN+1)/\delta)}{2}}$ and $\delta > 0$. With probability at least $1 - \frac{\delta}{T}$, we have that $\forall a \in \mathcal{A}$

$$|\hat{f}_t(\tilde{x}_{a,t}^{(m)}) - f^*(\tilde{x}_{a,t}^{(m)})| \leq (\alpha + c\sqrt{\lambda})\sigma_{a,t}^{(m)} \quad (10)$$

where the width is

$$\sigma_{a,t}^{(m)} = \sqrt{\tilde{k}(\tilde{x}_{a,t}^{(m)}, \tilde{x}_{a,t}^{(m)}) - \tilde{\mathbf{k}}_{t-1}^T(\tilde{x}_{a,t}^{(m)})(\tilde{K}_{t-1} + \lambda I)^{-1} \tilde{\mathbf{k}}_{t-1}(\tilde{x}_{a,t}^{(m)})} \quad (11)$$

Based on Theorem 1, we define the upper confident bound UCB for each arm for each task in Eq. (12), where \hat{f}_t is obtained from Eq. (9), and β is a hyper-parameter.

$$\text{UCB}_{a,t}^{(m)} = \hat{f}_t(\tilde{x}_{a,t}^{(m)}) + \beta\sigma_{a,t}^{(m)} \quad (12)$$

Then we propose Algorithm 1 to solve the multi-BS configuration problem.

In Algorithm 1, at each time t , it updates the prediction model \hat{f}_t . Then for each task $m \in \mathcal{M}$, it uses the model to obtain the UCB of each arm $a \in \mathcal{A}$. Next it selects the arm that has the maximum UCB. Algorithm 1 can trade off between the exploitation and exploration in the multi-BS configuration problem. The intuition behind it is as following: if one configuration is only tried for few times or even yet tried, its corresponding arm's width defined in Eq.(11) is larger, which makes its UCB value larger, then this configuration will be tried in following time with high probability.

Independent Assumption Note that the independent assumption of Theorem 1 is not true in Algorithm 1, because the previous rewards influence the arm selection strategy (prediction function), then influence the following reward. To address it, we select a subset of them to make this assumption hold true in Sec. V.

Algorithm 1 Kernel-based multi-BS configuration

```
1: for  $t = 1$  to  $T$  do
2:   Update the Gram matrix  $\tilde{K}_{t-1}$ 
3:   for all BS  $m \in \mathcal{M}$  do
4:     Observe system state at time  $t$  for BS  $m$ :  $s_t^{(m)}$  and
       determine the context feature  $x_{a,t}^{(m)}$  for each  $a \in \mathcal{A}$ 
5:     Determine the task/BS descriptor  $z_m$  and get the
       augmented context  $\tilde{x}_{a,t}^{(m)}$ 
6:     for all arm  $a$  in  $\mathcal{A}$  at time  $t$  do
7:        $ucb_{a,t}^{(m)} = \hat{f}(x_{a,t}^{(m)}) + \beta\sigma_{a,t}^{(m)}$ 
8:     end for
9:     For BS  $m$ , choose arm  $a_t^{(m)} = \arg \max ucb_{a,t}^{(m)}$ 
10:    Observe reward  $r_{a_t,t}^{(m)}$ 
11:  end for
12:  Update  $y_t$  by  $\{r_{a_t,t}^{(m)} | m \in \mathcal{M}\}$ 
13: end for
```

High Dimensionality In Algorithm 1, it updates \tilde{K}_{t-1} in line 2 and recalculates $(\tilde{K}_{t-1} + \lambda I)^{-1}$ in line 7 based on Eq. (9). Since at time t , the dimension of \tilde{K}_{t-1} is $M(t-1)$ and the computation complexity of inverse it is $O(M^3 t^3)$. It increases dramatically over time. To address this issue, we use the Schur complement [21] as following to simplify it.

Theorem 2. For a matrix $M = \begin{bmatrix} A & U \\ V & C \end{bmatrix}$, define Schur complement of block C as $S := A - UC^{-1}V$. Then we can get

$$M^{-1} = \begin{bmatrix} A & U \\ V & C \end{bmatrix}^{-1} \quad (13)$$

$$= \begin{bmatrix} S^{-1} & -S^{-1}UC^{-1} \\ -C^{-1}VS^{-1} & C^{-1}VS^{-1}UC^{-1} + C^{-1} \end{bmatrix} \quad (14)$$

Based on it, we can update $(\tilde{K}_t + \lambda I)^{-1}$ by $(\tilde{K}_{t-1} + \lambda I)^{-1}$. It decreases the computation complexity to $O(Mt^2)$.

For the issue of dealing with large dimension of Gram matrix K has been much studied in Chapter 8 of [22]. Most of them are designed for the supervise learning cases. In our problem, based on the feature of online learning, Schur complement method is more suitable and efficiency.

D. Similarity

The kernel $k_{\mathcal{Z}}(z, z')$ that defines the similarities among the tasks/BSs plays a significant role in Algorithm 1. When $k_{\mathcal{Z}}(z, z') = \mathbb{1}(m = m')$, where $\mathbb{1}$ is the characteristic function, Algorithm 1 is equivalent to running the contextual bandit independently for each BS. In this section, we discuss how to measure the similarity in real data if it is not provided.

Suppose the ground truth function for task i (i.e., BS i) is $y = f_i(x)$, we need to define the similarity among different BSs based on the ground truth functions $f_i(x)$. From a

Bayesian view, $y = f_i(x)$ is equivalent to the conditional distribution $P(Y_i | \mathcal{X}_i)$. Therefore, we can use the conditional kernel embedding to map the conditional distributions to operators in a high-dimensional space, and then define the similarity based on it. Let us start with the definition of kernel embedding and conditional kernel embedding.

1) **Conditional kernel embedding:** Kernel embedding is a method in which a probability is mapped to an element of a potentially infinite dimensional feature spaces, i.e., a reproducing kernel Hilbert space (RKHS) [23]. For a random variable in domain \mathcal{X} with distribution $P(X)$, suppose $k : \mathcal{X} \times \mathcal{X} \rightarrow \mathbb{R}$ is the positive definite kernels with corresponding RKHS $\mathcal{H}_{\mathcal{X}}$, the kernel embedding of a kernel k for X is defined as

$$\nu_x = \mathbb{E}_X[k(\cdot, x)] = \int k(\cdot, x) dP(x) \quad (15)$$

It is an element in $\mathcal{H}_{\mathcal{X}}$.

For two random variable X and Y , suppose $k : \mathcal{X} \times \mathcal{X} \rightarrow \mathbb{R}$ and $l : \mathcal{Y} \times \mathcal{Y} \rightarrow \mathbb{R}$ are respectively the positive definite kernels with corresponding RKHS $\mathcal{H}_{\mathcal{X}}$ and $\mathcal{H}_{\mathcal{Y}}$. The kernel embedding for the marginal distribution $P(Y|X = x)$ is:

$$\nu_{Y|x} = \mathbb{E}_Y[l(\cdot, y)|x] = \int l(\cdot, y) dP(y|x) \quad (16)$$

It is an element in $\mathcal{H}_{\mathcal{Y}}$. Then for the conditional probability $P(Y|X)$, the kernel embedding is defined as a conditional operator $C_{Y|X} : \mathcal{H}_{\mathcal{Y}} \rightarrow \mathcal{H}_{\mathcal{X}}$ that satisfies Eq. (17)

$$\nu_{Y|x} = C_{Y|X}k(x, \cdot) \quad (17)$$

If we have a data set $\{x_i, y_i\}_{i=1}^n$, which are i.i.d drawn from $P(X, Y)$, the conditional kernel embedding operator can be estimated by:

$$\hat{C}_{Y|X} = \Psi(K + \lambda I)^{-1}\Phi \quad (18)$$

where $\Psi = (l(y_1, \cdot), \dots, l(y_n, \cdot))$ and $\Phi = (k(x_1, \cdot), \dots, k(x_n, \cdot))$ are implicitly formed feature matrix, K is the Gram matrix of x , i.e., $(K)_{ij} = k(x_i, x_j)$.

The definition of conditional kernel mean embedding provides a way to measure probability $P(Y|X)$ as an operator between the spaces $\mathcal{H}_{\mathcal{Y}}$ and $\mathcal{H}_{\mathcal{X}}$.

2) **Similarity Calculation:** In this section, we use the conditional kernel mean embedding to define the similarity space \mathcal{Z} and augmented context kernel $k_{\mathcal{Z}}$ in Eq. (7).

We define the task/BS similarity space as $\mathcal{Z} = P_{\mathcal{Y}|\mathcal{X}}$, the set of all conditional probability distributions of Y given X . Then for task/BS i , given a context $x_{a,t}^{(i)}$ for arm a at t , we define the augmented context $\tilde{x}_{a,t}^{(i)}$ as $(P_{\mathcal{Y}_i|\mathcal{X}_i}, x_{a,t}^{(i)})$.

Then we use the Gaussian-form kernel based on the conditional kernel embedding to define $k_{\mathcal{Z}}$:

$$k_{\mathcal{Z}}(P_{\mathcal{Y}_i|\mathcal{X}_i}, P_{\mathcal{Y}_j|\mathcal{X}_j}) = \exp(-\|C_{Y_i|X_i} - C_{Y_j|X_j}\|^2 / 2\sigma_{\mathcal{Z}}^2) \quad (19)$$

where $\|\cdot\|$ is Frobenius norm, $C_{Y|X}$ is the conditional kernel embedding defined in Eq. (17) and can be estimated by Eq.

(18). The hyper parameter σ_Z can be heuristically estimated by the median of Frobenius norm of all dataset. In Eq. (18), it can only be used in explicit kernels. Next, we use the kernel trick to derive a form that does not include explicit features.

For two data sets $D_1 = \{(x_i, y_i)\}_{i=1}^{n_1}$ and $D_2 = \{(x_i, y_i)\}_{i=1}^{n_2}$, k and l are respectively two positive definite kernels with RKHS \mathcal{H}_X and \mathcal{H}_Y . For data set D_m , we define $\Psi_m = (l(y_1, \cdot), \dots, l(y_{n_m}, \cdot))$ and $\Phi_m = (k(x_1, \cdot), \dots, k(x_{n_m}, \cdot))$ are implicitly formed feature matrix of y and x . $K_m = \Phi_m^T \Phi_m$ and $L_m = \Psi_m^T \Psi_m$ are Gram matrix of all x and y . We use $\mathcal{U}_{Y|X}$ and $\mathcal{O}_{Y|X}$ to denote the conditional kernel embeddings for D_1 and D_2 , respectively. According to Eq. (18), we have

$$\begin{aligned}\mathcal{U}_{Y|X} &= \Psi_1(K_1 + \lambda I)^{-1} \Phi_1^T \\ \mathcal{O}_{Y|X} &= \Psi_2(K_2 + \lambda I)^{-1} \Phi_2^T\end{aligned}$$

Then

$$\begin{aligned}\|\mathcal{U}_{Y|X} - \mathcal{O}_{Y|X}\|^2 &= \text{tr}(\mathcal{U}_{Y|X}^T \mathcal{U}_{Y|X}) - 2\text{tr}(\mathcal{U}_{Y|X}^T \mathcal{O}_{Y|X}) \\ &\quad + \text{tr}(\mathcal{O}_{Y|X}^T \mathcal{O}_{Y|X})\end{aligned}\quad (20)$$

Define matrix K_{12} and L_{12} by $(K_{12})_{ij} = k(x_i, x_j)$ and $(L_{12})_{ij} = l(y_i, y_j)$, where (x_i, y_i) is the i -th data in \mathcal{D}_1 and (x_j, y_j) is the j -th data in \mathcal{D}_2 , so as K_{21} and L_{21} . Then for the second term in Eq. (20),

$$\begin{aligned}\text{tr}(\mathcal{U}_{Y|X}^T \mathcal{O}_{Y|X}) &= \text{tr}(\Psi_1(K_1 + \lambda I)^{-1} \Phi_1^T \Phi_2(K_2 + \lambda I)^{-1} \Psi_2^T) \\ &= \text{tr}((K_1 + \lambda I)^{-1} \Phi_1^T \Phi_2(K_2 + \lambda I)^{-1} \Psi_2^T \Psi_1) \\ &= \text{tr}((K_1 + \lambda I)^{-1} K_{12}(K_2 + \lambda I)^{-1} L_{21})\end{aligned}$$

After using the same trick for other terms, Eq. (20) can be written as

$$\begin{aligned}\|\mathcal{U}_{Y|X} - \mathcal{O}_{Y|X}\|^2 &= \text{tr}((K_1 + \lambda I)^{-1} K_1 (K_1 + \lambda I)^{-1} L_1) \\ &\quad - 2 * \text{tr}((K_1 + \lambda I)^{-1} K_{12}(K_2 + \lambda I)^{-1} L_{21}) \\ &\quad + \text{tr}((K_2 + \lambda I)^{-1} K_2 (K_2 + \lambda I)^{-1} L_2)\end{aligned}\quad (21)$$

Then we can use Eq. (21) in Eq. (19) to measure the similarity between tasks.

V. THEORETICAL ANALYSIS

In this section, we provide theoretical analysis of Algorithm 1 based on the classical bandit analysis. The first part is about regret analysis and the second part is about the multi-task-learning efficiency.

A. Regret Analysis

In Algorithm 1, at each time slot t , it uses the trained model to make a decision for all BSs synchronously. This is not in the same form of classical bandit model. In order to simply the analysis, we make an asynchronous version in Algorithm 2, in which at each time t , it receives the context (state and action) of one BS with its BS ID, denoted by

V_t , that is used to identify the BS index m . Then algorithm 2 obtains the augment context using V_t and then makes a decision for the BS. In this manner, Algorithm 2 makes a decision for all BSs asynchronously. The performance of synchronous and asynchronous methods are similar when the number of BSs is moderate and all BSs come in order, as in our case.

Algorithm 2 Asynchronous multi-BS configuration

- 1: **for** $t = 1$ to T **do**
 - 2: Update the Gram matrix \tilde{K}_{t-1}
 - 3: Observe the BS ID V_t and the corresponding context features at time t : $x_{a,t}$ for each $a \in \mathcal{A}$
 - 4: Determine the BS descriptor z_m based on V_t and get the augmented context $\tilde{x}_{a,t}$
 - 5: **for** all arm a in \mathcal{A} at time t **do**
 - 6: $ucb_{a,t} = \hat{f}(\tilde{x}_{a,t}) + \beta\sigma_{a,t}$
 - 7: **end for**
 - 8: Choose arm $a_t = \arg \max ucb_{a,t}$ for BS V_t
 - 9: Observe reward $r_{a_t,t}$
 - 10: Update y_t by $r_{a_t,t}$
 - 11: **end for**
-

The regret of Algorithm 2 is defined by

$$R(T) = \sum_{m=1}^M \sum_{t=1}^T (r_{a_t^*,t}^{(m)} - r_{a_t,t}^{(m)}) \mathbb{1}(V_t = m) \quad (22)$$

In Algorithm 2, the estimated reward $\hat{r}_{a_t,t}$ at time t can be regarded as the sum of variables in history $[r_{a_\tau,\tau}]_{\tau < t}$ that are dependent random variables. It does not meet the assumption in Theorem 1, thus we are unable to analysis the uncertainty of the prediction.

To address this issue, as in [14], [11], we design the base version (Algorithm 3) and super version (Algorithm 4) of Algorithm 2 in order to meet the requirement of Theorem 1. In Algorithm 4, it constructs special, mutually exclusive subsets $\{\Psi(s)\}_S$ of ts the elapsed time to guarantee the event $\{t \in \Psi_{t+1}^{(s)}\}$ is independent of the rewards observed at times in $\Psi_t^{(s)}$. On each of these sets, it uses Algorithm 3 as subroutine to obtain the estimated reward and width of the upper confident bound which is the same as Algorithm 2.

Algorithm 3 Base asynchronous multi-BS configuration

- 1: **Input:** $\beta, \Psi \subset \{1, \dots, t-1\}$
 - 2: Calculate Gram matrix \tilde{K}_Ψ and get $y_\Psi = [r_{a_\tau, \tau}]_{\tau \in \Psi}$
 - 3: Observe the BS ID V_t and corresponding context features at time t : $x_{a,t}$ for each $a \in \mathcal{A}$
 - 4: Determine the BS descriptor z_m and get the augmented context $\tilde{x}_{a,t}$
 - 5: **for** all arm a in \mathcal{A} **at time** t **do**
 - 6: $\sigma_{a,t} = \sqrt{\tilde{k}(\tilde{x}_{a,t}, \tilde{x}_{a,t}) - \tilde{k}_{a,\Psi}^T (\tilde{K}_\Psi + \lambda I) \tilde{k}_{a,\Psi}}$
 - 7: $ucb_{a,t} = \hat{f}(x_{a,t}) + \beta \sigma_{a,t}$
 - 8: **end for**
-

Algorithm 4 Super asynchronous multi-BS configuration

- 1: **Input:** $\beta, T \in \mathbb{N}$
 - 2: Initialize $S \leftarrow \log\lceil T \rceil$ and $\Psi_1^{(s)} \leftarrow \emptyset$ for all $s \in S$
 - 3: **for** $t = 1$ to T **do**
 - 4: $s \leftarrow 1$ and $\hat{\mathcal{A}}_1 \leftarrow \mathcal{A}$
 - 5: **repeat**
 - 6: $\sigma_{a,t}, ucb_{a,t}$ for all $a \in \hat{\mathcal{A}}_{(s)} \leftarrow \text{BaseAlg}(\Psi_t^{(s)}, \beta)$
 - 7: $\omega_{a,t} = \beta \sigma_{a,t}$
 - 8: **if** $\omega_{a,t} \leq \frac{1}{\sqrt{T}}$ for all $a \in \hat{\mathcal{A}}_{(s)}$ **then**
 - 9: Choose $a_t = \arg \max_{a \in \hat{\mathcal{A}}_{(s)}} ucb_{a,t}$
 - 10: $\Phi_{t+1}^{(s)} \leftarrow \Phi_t^{(s)}$ for all $s \in S$
 - 11: **else if** $\omega_{a,t} \leq 2^{-s}$ for all $a \in \hat{\mathcal{A}}_{(s)}$ **then**
 - 12: $\hat{\mathcal{A}}_{s+1} \leftarrow \{a \in \hat{\mathcal{A}}_s | ucb_{a,t} \geq \max_{a' \in \hat{\mathcal{A}}_s} ucb_{a',t} - 2^{1-q}\}$
 - 13: $s \leftarrow s + 1$
 - 14: **else**
 - 15: Choose $a_t \in \hat{\mathcal{A}}_s$ s.t. $\omega_{a_t,t} > 2^{-q}$
 - 16: $\Phi_{t+1}^{(s)} \leftarrow \Phi_t^{(s)} \cup \{t\}$ and $\forall s' \neq s, \Phi_{t+1}^{(s')} \leftarrow \Phi_t^{(s')}$
 - 17: **end if**
 - 18: **until** a_t is found
 - 19: Observe reward $r_{a_t,t}$
 - 20: **end for**
-

The construction of Algorithm 3 and Algorithm 4 follow similar strategy of that in the proof of KernelUCB (see Theorem 1 in [13] or Theorem 1 in [19]). Then we can get the following theorem.

Theorem 3. Assume that $r_{a,t} \in [0, 1], \forall a \in \mathcal{A}, T \geq 1, \|f^*\|_{\mathcal{H}_{\tilde{k}}} \leq c_{\tilde{k}}, \forall \tilde{x} \in \tilde{X}$ and tasks similarity matrix K_Z is known. With probability $1 - \delta$, the regret of Algorithm 4 satisfies,

$$\begin{aligned} R(T) &\leq 2\sqrt{T} + 10 \left(\sqrt{\frac{\log(2TN(\log(T) + 1)/\delta)}{2}} + c\sqrt{\lambda} \right) \\ &\quad \sqrt{2d \log(g([T])) \sqrt{T \log(T)}} \\ &= O(\sqrt{T \log(g([T]))}) \end{aligned} \tag{23}$$

where $g([T]) = \frac{\det(\tilde{K}_{T+1} + \lambda I)}{\lambda^{T+1}}$ and $d = \max(1, \frac{c_{\tilde{k}}}{\lambda})$

B. Multi-task-learning Efficiency

In this section, we discuss the benefits of multi-task learning from the theoretical view point.

In the asynchronous setting, i.e., Algorithm 2 and Algorithm 4, because all BSs/tasks come in order, at time t , each task happens $n = \frac{t}{M}$ times. Let K_{X_t} be Gram matrix of $[x_{a_\tau, \tau}^{(m)}]_{\tau \leq t, m \in \mathcal{M}}$ i.e., original context, K_Z be the similarity matrix. Then, following Theorem 2 in [19], the following results hold,

Theorem 4. Define the rank of matrix $K_{X_{T+1}}$ as r_x and the rank of matrix K_Z as r_z . Then

$$\log(g([T])) \leq r_z r_x \log \left(\frac{(T+1)c_{\tilde{k}} + \lambda}{\lambda} \right)$$

According to Eq. (23), if the rank of similarity matrix is lower, which means all BSs/tasks have higher inter-task similarity, the regret bound is tighter.

We make the further assumption that all distinct tasks are similar to each other with task similarity equal to μ . Define $g_\mu([T])$ as the corresponding value of $g([T])$ when all task similarity equal to μ . According to Theorem 3 in [19], we have

Theorem 5. If $\mu_1 \leq \mu_2$, then $g_{\mu_1}([T]) \geq g_{\mu_2}([T])$

This shows that when BSs/tasks are more similar, the regret bound is tighter. In our case, running all task independently is equivalent to setting the similarity as an identify matrix, i.e., $\mu = 0$. So, based on the previous two theorems, we show the benefits of our algorithm using the multi-task learning.

VI. EVALUATION

In this section, we evaluate the performance of the proposed approach in a simulator built on the real network data. We start with the data collection and simulator construction procedure, then discuss about the numerical results.

A. Data Collection and Simulator Construction

Since test of bandit algorithm requires an interactive environment, we build a network simulator based on data collected in real networks, which can provide feedback on the algorithm's action.

The data is collected in the real base station configuration experience conducted by a service provider in a metropolitan city. Each data instance contains the following information: sample time, cell name and ID, network measurements (e.g., user number, CQI, average packet size, etc), and configured parameter values. In the test, the configured parameter is the Reference Signal Received Quality (RSRP) threshold for Long-Term Evolution (LTE) A2 event during inter-frequency handover. Inter-frequency handover is a procedure for a BS to guarantee the user experience in cellular network. If one BS observes RSRP of a user it serves is lower than the

Table I
SAMPLE DATA

BS ID	# Active users	% CQI	%Small packet SDUs	%Small packet volume	# Users	Threshold handover	%Users throughput<5Mbps
3714	0.083643988	0.342990	61.37669801	47.70435832	5.20244	-93	9.219858156
3714	0.163259998	0.606118	35.45774141	29.14181596	7.89750	-94	17.44186047
1217	1.471931100	0.242817	30.86999337	31.98075091	85.12305	-98	15.93115918
1217	1.479040265	0.437417	29.61262810	21.28883741	100.42472	-101	37.41386392

threshold, it will handover the user to another BS that has a better communication quality. This configured parameter decided the handover strategy of a BS. Each BS can change the configuration value once in each day and different BSs may have different configuration values during the same day. The data volumes are collected under default setting or based on random policies. The range of the configured parameter values is from -112 dBm to -84 dBm, with 1 dBm resolution. The network utility that measures the performance is the ratio of users with throughput less than 5 Mbps, i.e., the performance of edge users.

Some data samples are illustrated in Table. I. In the problem, the configured parameter a_t is the RSRP threshold for LTE A2 event during inter-frequency handover, as shown in the 7th column of Table I. The goal is to minimize the ratio of users with throughput less than 5Mbps, as shown in column 8. To accord with the maximization problem, we define the negative value of this ratio as $r_{a,t}$. Further, based on field experience, 5 measurement metrics are carefully selected as state s_t for each BS, including: number of downlink average active users, ratio of CQI index 0 reports (i.e., low CQI ratio), ratio of small packet SDUs, ratio of small packet traffic volume, number of downlink average users as shown in column 2 to column 6 in Table. I. Then we define the context $x_{a,t} = (s_t, a_t)$ for each BS to formulate it into a multi-task contextual bandit problem. The goal is to find the best configured parameter a that maximize the reward r .

The input of the simulator is a query state S^* and a configuration parameter value A^* . The output is the corresponding reward r . The simulator estimates the rewards for different states and configurations using the following method. For the query state S^* and the configuration parameter A^* , we search for all samples (S_i, A_i, R_i) in the data set, and compute a similarity score between (S^*, A^*) and (S_i, A_i) . The similarity score is calculated based on the Euclidean distance between (S^*, A^*) and (S_i, A_i) . We sort the samples according to the similarity score and choose the top- k samples. The average reward of the top- k samples is used as the return of the simulator.

B. Evaluation Setup and Results

As we described in last section, the dimension of the state space is 5. The action space is from -112 dBm to -84 dBm with 1 dBm resolution, i.e., the number of arms in our model is 29. The reward space is \mathbb{R} . We use 3 different BSs generated by the simulator and indexed them by $\{0, 1, 2\}$,

i.e., BS 0, BS 1, BS 2, to test our algorithms. Based on the definition of similarity in Sec. IV-D, we can train the similarity matrix K_Z among them, leading to the following result,

$$K_Z = \begin{bmatrix} 1.000 & 0.811 & 0.755 \\ 0.811 & 1.000 & 0.779 \\ 0.755 & 0.779 & 1.000 \end{bmatrix}. \quad (24)$$

We test the multi-task learning case. In Fig. 3, the result for Algorithm 1 using similarity matrix K_Z is shown. It compares the accumulated regret of the case with multi-task learning and the case that models BSs as independent contextual bandits problems. We use KernelUCB [13] for the independent contextual bandits problems as a baseline. Here, the accumulated regrets shown in Fig. 3 are the sum of the accumulated regrets of the three BSs. Further, each data point is the average result of 20 individual simulations. It can be shown that, when the multi-task learning is used, the regret increases much slower than the case where BSs run independently. At the end of the 1000 time slots, the multi-task learning decreases 35% of the regret in the final.

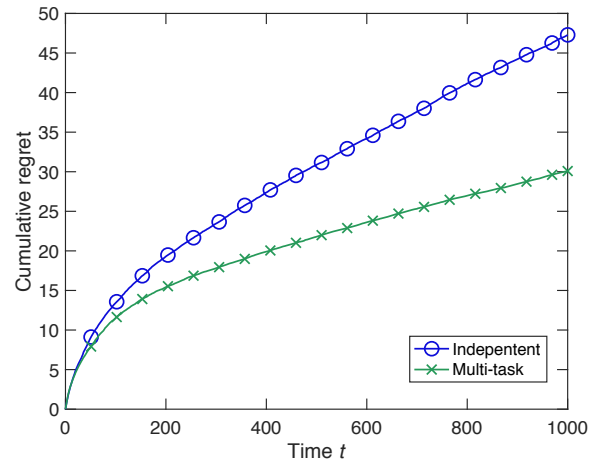


Figure 3. Multi-task learning v.s. Independent learning.

In order to compare the multi-task-learning efficiency of Algorithm 1 for one BS in different multi-task scenarios, we test the following cases for BS 0 with online learning data from itself and other different BS: (BS 0 and BS 1), (BS 0 and BS 2). We also test a case with a BS that is identical to BS 0, resulting in an online learning data set from (BS 0, BS 0). We can regard this as the optimal multi-task learning case. In Fig. 4, we measure the performance of Algorithm 1 only by the regret of one BS, i.e., BS 0 in

the above mentioned learning scenarios, which is different from the total regret of all BSs in Fig. 3.

In Fig. 4, we find that, the regret of BS 0's default configuration grows out of the bound of the figure quickly. The default configuration is used in present network. It's a fixed parameter and do not change by the state of the BS. The line 'single BS 0' is the result of KernelUCB [13] for a independent contextual bandit model for BS 0. Expect the ideal multi-task case (BS 0, BS 0), the case (BS 0, BS 1) has a better multi-task-learning efficiency, in which the BS 0 has lower regret. Through experiment, we also find that BS 1 has a better similarity with BS 0. To be specific, the similarity is 0.811. So that we can see conditional kernel-embedding is a reasonable similarity in this problem.

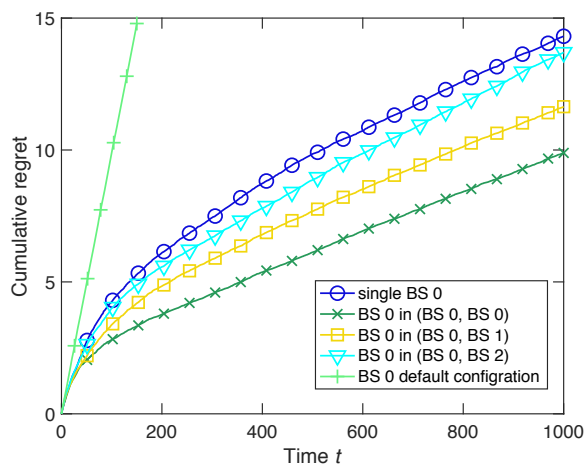


Figure 4. Regret of BS 0 in different multi-task scenarios.

VII. CONCLUSION

In this work, in order to address the multi-BS network configuration problem, we propose a kernel-based multi-task contextual bandits algorithm that leverages the similarity among BSs effectively. In the algorithm, we also provided an approach to measure the similarity among tasks based on conditional kernel embedding. Furthermore, we present theoretical bounds for the proposed algorithm in terms of regret and multi-task-learning efficiency. It shows that the bound of regret is tighter if the learning tasks are more similar. We also evaluate the effectiveness of our algorithm on the real problem, based on a simulator built by real traces. Future work includes possible experimental evaluations in real field tests and further studies on the impact of different similarity metrics.

REFERENCES

- [1] C. V. N. Index, "Cisco visual networking index: global mobile data traffic forecast update, 2014–2019," *Tech. Rep.*, 2015.
- [2] W. Ding and D. Yuan, "A decomposition method for pilot power planning in umts systems," in *Digital Information and Communication Technology and its Applications (DICTAP), Second International Conference,* IEEE, 2012, pp. 42–47.
- [3] K. Valkealahti, A. Höglund, J. Parkkinen, and A. Hamalainen, "Wcdma common pilot power control for load and coverage balancing," in *Personal, Indoor and Mobile Radio Communications. The 13th IEEE International Symposium,* vol. 3. IEEE, 2002, pp. 1412–1416.
- [4] I. Ashraf, H. Claussen, and L. T. Ho, "Distributed radio coverage optimization in enterprise femtocell networks," in *IEEE ICC*, 2010, pp. 1–6.
- [5] X. Guo, Z. Niu, S. Zhou, and P. R. Kumar, "Delay-constrained energy-optimal base station sleeping control," *IEEE Journal on Selected Areas in Communications*, vol. 34, no. 5, pp. 1073–1085, May 2016.
- [6] R. Razavi and H. Claussen, "Self-configuring switched multi-element antenna system for interference mitigation in femto-cell networks," in *PIMRC, IEEE 22nd International Symposium on.* IEEE, 2011, pp. 237–242.
- [7] X. Guo, G. Trimponias, X. Wang, Z. Chen, Y. Geng, and X. Liu, "Cellular network configuration via online learning and joint optimization," in *Big Data (Big Data), 2017 IEEE International Conference on.* IEEE, 2017, pp. 1295–1300.
- [8] C. Shen, R. Zhou, C. Tekin, and M. van der Schaar, "Generalized global bandit and its application in cellular coverage optimization," *IEEE Journal of Selected Topics in Signal Processing*, vol. 12, no. 1, pp. 218–232, 2018.
- [9] X. Chen, J. Wu, Y. Cai, H. Zhang, and T. Chen, "Energy-efficiency oriented traffic offloading in wireless networks: A brief survey and a learning approach for heterogeneous cellular networks," *IEEE Journal on Selected Areas in Communications*, vol. 33, no. 4, pp. 627–640, April 2015.
- [10] J. Langford and T. Zhang, "The epoch-greedy algorithm for multi-armed bandits with side information," in *Advances in neural information processing systems*, 2008, pp. 817–824.
- [11] P. Auer, N. Cesa-Bianchi, and P. Fischer, "Finite-time analysis of the multiarmed bandit problem," *Machine learning*, vol. 47, no. 2-3, pp. 235–256, 2002.
- [12] L. Li, W. Chu, J. Langford, and R. E. Schapire, "A contextual-bandit approach to personalized news article recommendation," in *Proceedings of the 19th international conference on World wide web.* ACM, 2010, pp. 661–670.
- [13] M. Valko, N. Korda, R. Munos, I. Flaounas, and N. Cristianini, "Finite-time analysis of kernelised contextual bandits," *arXiv preprint arXiv:1309.6869*, 2013.
- [14] P. Auer, "Using confidence bounds for exploitation-exploration trade-offs," *Journal of Machine Learning Research*, vol. 3, no. Nov, pp. 397–422, 2002.
- [15] S. S. Villar, J. Bowden, and J. Wason, "Multi-armed bandit models for the optimal design of clinical trials: benefits and challenges," *Statistical science: a review journal of the Institute of Mathematical Statistics*, vol. 30, no. 2, 2015.
- [16] T. Evgeniou and M. Pontil, "Regularized multi-task learning," in *Proceedings of the tenth ACM SIGKDD international conference on Knowledge discovery and data mining.* ACM, 2004, pp. 109–117.
- [17] E. V. Bonilla, K. M. Chai, and C. Williams, "Multi-task gaussian process prediction," in *Advances in neural information processing systems*, 2008, pp. 153–160.
- [18] E. V. Bonilla, F. V. Agakov, and C. K. Williams, "Kernel multi-task learning using task-specific features," in *Artificial Intelligence and Statistics*, 2007, pp. 43–50.
- [19] A. A. Deshmukh, U. Dogan, and C. Scott, "Multi-task learning for contextual bandits," in *Advances in Neural Information Processing Systems*, 2017, pp. 4851–4859.

- [20] S. Bubeck, N. Cesa-Bianchi *et al.*, “Regret analysis of stochastic and nonstochastic multi-armed bandit problems,” *Foundations and Trends® in Machine Learning*, vol. 5, no. 1, pp. 1–122, 2012.
- [21] F. Zhang, *The Schur complement and its applications*. Springer Science & Business Media, 2006, vol. 4.
- [22] C. E. Rasmussen, “Gaussian processes for machine learning.” MIT Press, 2006.
- [23] A. Smola, A. Gretton, L. Song, and B. Schölkopf, “A hilbert space embedding for distributions,” in *International Conference on Algorithmic Learning Theory*. Springer, 2007, pp. 13–31.