

# Joint Data Routing and Power Scheduling for Wireless Powered Communication Networks

Mohammad Movahednasab, Naeimeh Omidvar, Mohammad Reza Pakravan, Tommy Svensson

## Abstract

In a wireless powered communication network (WPCN), an energy access point supplies the energy needs of the network nodes through radio frequency wave transmission, and the nodes store the received energy in their batteries for their future data transmission. In this paper, we propose an online stochastic policy that jointly controls energy transmission from the EAP to the nodes and data transfer among the nodes. For this purpose, we first introduce a novel perturbed Lyapunov function to address the limitations on the energy consumption of the nodes imposed by their batteries. Then, using Lyapunov optimization method, we propose a policy which is adaptive to any arbitrary channel statistics in the network. Finally, we provide theoretical analysis for the performance of the proposed policy and show that it stabilizes the network, and the average power consumption of the network under this policy is within a bounded gap of the minimum power level required for stabilizing the network.

## I. INTRODUCTION

Nowadays, smart electronic devices are increasingly making their way into our daily life. It is predicted that by 2021, there will be around 28 billion connected devices all over the world [1], a great number of which will be portable and battery-powered. However, in some applications, replacing the batteries or recharging them by cables is impossible, e.g. in biomedical implants inside human bodies [2] or distributed monitoring sensors in a wide area of forest. Consequently, to ensure a better user experience for the next-generation networks, the problem of providing the required power for the portable battery-operated devices has recently gained lots of attention, both from academia and industry [2], [3]. Recently, the idea of charging batteries over the air is considered as a solution which guarantees an uninterrupted connection and operates autonomously, while reduces the massive battery disposal. Wireless Power Transfer (WPT) is the key enabling technology for charging over the air. There are various WPT methods including *Radio Frequency* (RF) power transfer [3], *resonant coupling* [4] and *inductive coupling* [5]. Compared to the two latter methods, RF power transfer provides a wider coverage range and is more flexible for transmitter/receiver deployment and movement [2]. Therefore, it is considered as the most promising WPT approach by the literature.

Adapting WPT technology in wireless communication networks introduces new research challenges, mostly related to increasing coverage and efficiency. A prominent challenge is how to maintain power transfer efficiency despite the transmission path loss [6]. There has been numerous studies on energy beamforming as a technique for alleviating the high transmission path loss (e.g., see [6]–[9]). In [6] and [7], a wireless powered communication network (WPCN) consisting of a hybrid data/energy access point with multiple antennas and several single-antenna users is considered, in which the access point transmits energy toward the nodes in the down-link direction and

the nodes transmit data to the access point in the up-link direction. In these works, the minimum achievable rate among users is maximized by optimizing the beamforming vector and some other controllable parameters. Energy beamforming for the so-called simultaneous wireless information and power transfer (SWIPT) method is studied in [8], [9]. Under SWIPT, both energy and data are jointly transmitted by an RF carrier in the down-link, the receiver extracts data or harvests power through splitting the received signal in the time or power domain.

Cooperative wireless powered communication is another line of research that aims at increasing the network coverage (e.g. see [10]–[13]). The intuition behind it is that in WPCNs, the users nearer to the access point harvest more energy, while need to consume less energy for their data transmission. Hence, using cooperation, these nodes can use some of their surplus energy to help relaying the data of the further nodes. In [10], a two user scenario is considered in which the nearer user allocates a portion of its harvested energy to help relaying the farther user’s data to the access point. The authors have maximized the sum rate of the users by optimizing the resource allocation. In [11], the authors have derived the achievable rate of a two-hop relay network, in which the relay stores its harvested energy in the battery for its future transmissions. While most works in the related literature have considered two node cooperation there are very few works on multi-hop cooperation, e.g. [12] and [13]. In these works a general multi-hop network with energy transfer capability has been considered, and the routing policy and energy allocation are determined so as to maximize the sum rate and the lifetime of the network.

It should be noted that most of the existing works in the literature have focused on optimizing the network parameters for a single time-slot. Clearly, this approach is not optimal when the users can store the harvested energy in their batteries for their future use. There are very few works on the long-term network optimization [14]–[18]. The authors in [14] have studied the long-term network utility optimization through markov decision programming (MDP) theory. The MDP method requires statistical knowledge of the channel variation, and the complexity of its solutions grows fast as the network dimension increases [19]. However, the Lyapunov optimization technique applied in [15]–[18], is independent of the channel statistics and the network dimension.

In this work, we consider the problem of designing an optimal WPT policy that schedules power allocation, data routing and energy beamforming in a multi-hop WPCN. We consider a battery level constraint for each node, which indicates that at each time-slot, the energy that can be consumed can not be greater than the energy stored in the battery. Moreover, the average data backlog in the network should remain finite. The battery constraint complicates the problem, since high energy consumption at a time may highly lower down the battery level and cause energy outage in future. Therefore, the decision at one time-slot affects the optimal decision in future, as well. This coupling makes finding the optimal policy highly challenging. A similar problem has been considered in utility maximization for energy harvesting wireless sensor networks in [20], [21]. The authors have addressed the battery constraint by a modified Lyapunov optimization method. However, their method is not applicable in our energy optimization problem, as their objective function (and hence, their accordingly analysis) is totally different. In this paper, we use Lyapunov optimization method with a novel Lyapunov function to avoid energy outage. We propose an online policy that is independent of the channel statistics. Under this policy, at each time-slot, the energy beam is focused toward the nodes with lower battery levels, greater queue backlogs and better energy link

condition. Moreover, the data is routed through the nodes with less congested queues and greater battery level. We then analyze the performance of the proposed policy and provide theoretical results that show the performance of our policy is within  $\mathcal{O}(\frac{1}{V})$  of the optimal policy, for any  $V > 0$ , while the average backlogs of data queues are upper bounded by  $\mathcal{O}(V)$ . We would like to note that the most related work to our paper is [15], which studies energy optimization in a single-hop WPCN. However, the authors in [15] have pursued a different approach to address the energy outage problem, which imposes a minimum requirement on maximum transmission power of the access point. This minimum requirement can be too high in practice and may not be satisfied in certain cases, due to safety or implementation issues.

The contributions of this paper can be summarized as follows:

- We propose a power scheduling, energy beamforming and data routing policy for a general multi-hop WPCN.
- We show that our policy conforms to the battery level constraint.
- Using Lyapunov optimization method, we bound the optimality gap of the EAP average power consumption and the average backlog of the queues.

The rest of the paper is organized as follows. Section II illustrates our system model and problem formulation. Section III presents our proposed policy. The performance of the policy is analyzed in Section IV. Simulation results are presented in Section V, and finally, Section VI concludes the paper.

Notation: We use boldface letters to denote matrices and vectors.  $(\cdot)^T$  denotes the transpose of a matrix.  $|\cdot|$  denotes the absolute value. If not mentioned, vectors are single row-matrices.  $\mathbb{E}\{\cdot\}$  represents the expectation.  $[x]^+$  denotes  $\max\{x, 0\}$ .  $\mathbf{1}(\textit{Condition})$  equals 1 if the *Condition* is satisfied and equals 0, otherwise.

## II. SYSTEM MODEL

We consider a WPCN consisting of one energy access point (EAP) and  $N$  wireless nodes, where there exist  $S$  streams of data between distinct endpoints in the network. The nodes are battery-powered, and the batteries are recharged by the energy received from the EAP. There exist  $N$  *energy links* between the EAP and the nodes, and  $L$  *data links* between the nodes. The topology of a sample network is depicted in Fig. 1. For each data link  $l \in \{1, \dots, L\}$ ,  $T(l)$  and  $R(l)$  denote the transmitter and receiver of the  $l$ -th link, respectively. Moreover, we define  $\mathcal{I}_n$  and  $\mathcal{O}_n$  to be the sets of the ingoing and outgoing data links of node  $n$ , respectively. The time horizon is divided into time-slots with fixed length<sup>1</sup>, indexed by  $t$ . At the beginning of each time-slot, a small portion of it is devoted to channel estimation and control signaling. The rest of the time-slot is divided equally for energy and data transmission, respectively. The EAP is equipped with  $M$  antennas to focus its transmission beam toward the nodes. Moreover, we assume that the nodes use a single antenna for both energy reception and data transmission/reception.

The channels state information are assumed to be constant during a time-slot but vary randomly and independently in successive time-slots. At each time-slot  $t$ ,  $g_l(t)$  and  $h_n^m(t)$  represent the channel gain of the  $l$ -th data link and the gain of the channel between  $m$ -th antenna of the EAP and the node  $n$ , respectively. Accordingly, we define

<sup>1</sup>Without loss of generality, we assume the slot duration is normalized to 1. Therefore, we sometimes use the terms ‘‘power’’ and ‘‘energy’’ interchangeably.

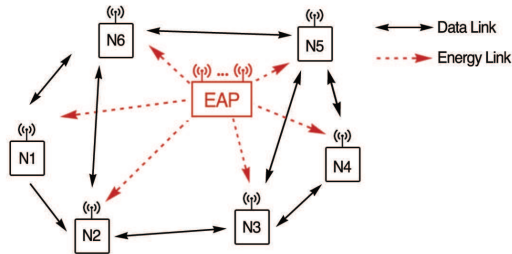


Fig. 1: A sample WPCN topology.

$\mathbf{g}(t) \triangleq (g_1(t), \dots, g_L(t))$  and  $\mathbf{h}_n(t) \triangleq (h_n^1(t), \dots, h_n^M(t))$  as the channel vectors for data links and energy link of node  $n$ , respectively.

#### A. Data and Energy Transmission

Let  $\mathbf{p}(t) \triangleq (p_1(t), \dots, p_L(t))$  denote the data link power vector, in which the  $l$ -th entry specifies the transmission power over the  $l$ -th data link. Moreover, let  $\Pi$  denote the set of all feasible power vectors. We assume that setting any element of a power vector in  $\Pi$  to zero results in a new power vector that also belongs to  $\Pi$ . Furthermore, we assume that the peak transmission power is limited to  $P_m$  (i.e.,  $p_l(t) \in [0, P_m]$ ). Let  $C_l(\mathbf{p}(t), \mathbf{g}(t))$  denote the data transmission capacity of link  $l$  under power vector  $\mathbf{p}(t)$  and channel vector  $\mathbf{g}(t)$ . Some important properties of  $C_l(\mathbf{p}(t), \mathbf{g}(t))$  is presented in following remark.

*Remark 1:* Consider two power vectors  $\mathbf{p}(t)$  and  $\mathbf{p}'(t)$ , where  $p'_l(t) = p_l(t), \forall l' \neq l$  and  $p'_l(t) = 0$ . The capacity of link  $l$  under each of these two power vectors satisfies the following properties:

$$C_l(\mathbf{p}'(t), \mathbf{g}(t)) = 0, \quad (1)$$

$$C_l(\mathbf{p}(t), \mathbf{g}(t)) \leq \delta p_l(t), \quad (2)$$

$$C_{l'}(\mathbf{p}(t), \mathbf{g}(t)) \leq C_{l'}(\mathbf{p}'(t), \mathbf{g}(t)) \quad \forall l' \neq l, \quad (3)$$

where (2) holds for some  $\delta > 0$ .

Note that the above properties are satisfied under conventional rate-power functions. Equation (1) implies that for any link  $l$ , no data can be passed through it if no power is assigned to this link. Inequality (2) states that the rate-power function is upper bounded by a linear function, which is the case for differentiable functions with limited first derivative. Finally, inequality (3) holds due to the interference effect among wireless links. Furthermore, we assume that there exists a constant  $C_m > 0$ , such that  $C(\mathbf{p}(t), \mathbf{g}(t)) \leq C_m, \forall \mathbf{p}(t) \in \Pi, \forall \mathbf{g}$ . For any link  $l$ , let  $C_l^s(t)$  denote the transmission rate allocated to stream  $s$ ,  $\forall s$ , over that link. Clearly, the sum allocated rate over each link  $l$  should not exceed the capacity of that link. Therefore, a feasible rate allocation scheme should satisfy

$$\sum_{s=1}^S C_l^s(t) \leq C_l(\mathbf{p}(t), \mathbf{g}(t)). \quad (4)$$

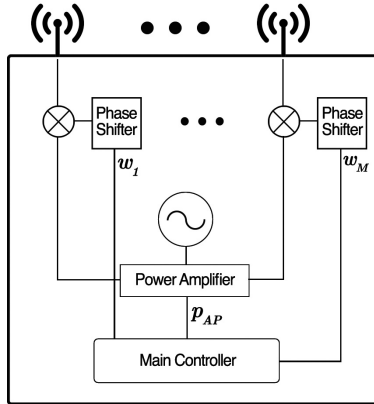


Fig. 2: Internal structure of an EAP.

Fig. 2 shows the considered structure of an EAP. The EAP performs energy beamforming to concentrate its transmit energy towards the nodes. Vector  $\mathbf{w}(t) \triangleq (w_1(t), \dots, w_M(t))$  denotes the normalized beamforming vector of the EAP, and accordingly, the received power at each node  $n$  is given by

$$Q_n(t) = p_{AP}(t) |\mathbf{w}(t) \mathbf{h}_n^T(t)|^2 \quad \forall n, \quad (5)$$

where  $p_{AP}(t)$  is the EAP's transmit power at time  $t$ , with its peak power equal to  $P_{APm}$ , i.e.,  $p_{AP}(t) \in [0, P_{APm}]$ .

### B. Wireless Nodes

As shown in Fig. 3, each node includes  $S$  data queues and is equipped with a battery. Let  $U_n^s(t)$  denote the backlog of the data queue allocated to stream  $s \in \{1, \dots, S\}$  in node  $n$ . The backlog evolves as follows

$$U_n^s(t+1) = \left[ U_n^s(t) - \sum_{l \in \mathcal{O}_n} C_l^s(t) \right]^+ + \sum_{l \in \mathcal{I}_n} C_l^s(t) + A_n^s(t), \quad (6)$$

where  $A_n^s(t) \in [0, A_m]$  denotes the random arrival process of data stream  $s$  at node  $n$ . Note that  $A_n^s(t)$  is nonzero only if node  $n$  is the source of stream  $s$ . Let  $\lambda_n^s \triangleq \mathbb{E} \{A_n^s(t)\}$ , then clearly we have

$$\lambda_n^s = \begin{cases} \lambda_s, & \text{if node } n \text{ is source of stream } s, \\ 0, & \text{otherwise,} \end{cases}$$

where  $\lambda_s$  is the arrival rate for stream  $s$ .

The battery of each node is recharged by the energy received from the EAP and is discharged when the node transmits data. Let  $E_n(t)$  denote the battery level of node  $n$  at beginning of time-slot  $t$ . Therefore, the battery level at node  $n$  evolves according to following equation:

$$E_n(t+1) = E_n(t) - \sum_{l \in \mathcal{O}_n} p_l(t) + Q_n(t), \quad (7)$$

where  $\sum_{l \in \mathcal{O}_n} p_l(t)$  is the total transmit power of node  $n$  at time-slot  $t$ .

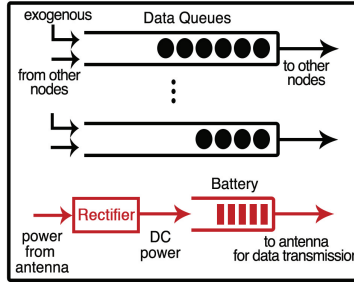


Fig. 3: The data flows and energy flow inside each node of the network.

### C. Network Controller

There exists a network controller, located at the EAP that controls over both data and energy links, having access to channel state information, data queue backlogs and the battery levels of all links and nodes in the network. It controls the energy links by specifying the EAP transmission power  $p_{AP}(t)$  and the beamforming vector  $\mathbf{w}(t)$ , and the data links by determining their power vector  $\mathbf{p}(t)$  and routing of the data streams. It routes the data through allocating the capacity of the links to the existing data streams in the network.

As aforementioned, in this paper, we focus on designing a joint data routing and energy transfer control policy for the network controller that minimizes the total transferred power of the EAP while guaranteeing all data queues in the network to be stable. The intended policy can be explicitly formulated as the solution to the following problem<sup>2</sup>.

$$\mathbf{p}(t), \mathbf{w}(t), p_{AP}(t), C_l^s(t) \quad \text{minimize} \quad \bar{p}_{AP} = \lim_{T \rightarrow \infty} \frac{1}{T} \sum_{t=0}^{T-1} \mathbb{E} \{p_{AP}(t)\} \quad (8a)$$

$$\text{subject to} \quad \sum_{l \in \mathcal{O}(n)} p_l(t) \leq E_n(t), \quad \forall n, t, \quad (8b)$$

$$\bar{U} = \limsup_{T \rightarrow \infty} \frac{1}{T} \sum_{t=0}^{T-1} \sum_{n,s} \mathbb{E} \{U_n^s(t)\} < \infty \quad \forall n, s, \quad (8c)$$

$$(4), (6), (7), \quad (8d)$$

where Constraint (8b) guarantees that the sum power allocated to the outgoing links of a node is not greater than what can be supported by the battery level of the node. Moreover, Constraint (8c) ensures stability of all queues.

Note that the formulated problem in (8) is a stochastic utility optimization problem. Although in general, these problems can be tackled by the so-called min drift plus penalty (MDPP) algorithm [22], the battery constraint in (8b) highly complicates our problem and makes it quite challenging. This is mainly due to the fact that in the battery-operated case, consuming high power in a specific time-slot may drastically lower the battery level down

<sup>2</sup>Note that including both time average and expectation in this problem formulation is due to the fact that we seek the optimal policy among both stationary and non-stationary policies. For a non-stationary policy, the expectations are time-dependent and hence, taking the time average is required.

TABLE I: Notation Summary

Symbol	Meaning
$U_n^s(t)$	The backlog of data queue allocated to stream $s$ in node $n$ at time-slot $t$ .
$E_n(t)$	The battery level of node $n$ at time-slot $t$ .
$N, S, L$	Number of nodes, streams and data links.
$T(l)$	The transmitter index for link $l$ .
$R(l)$	The receiver index for link $l$ .
$\mathcal{O}_n$	The set of outgoing links from node $n$ .
$\mathcal{I}_n$	The set of ingoing links to node $n$ .
$N_o$	The maximum number of outgoing links from from a specific node.
$N_i$	The maximum number of ingoing links to a specific node.
$Q_n(t)$	The harvested energy by node $n$ at time-slot $t$ .
$\mathbf{w}(t)$	The beamforming vector.
$p_{AP}(t)$	The transmission power of EAP at time-slot $t$ .
$A_n^s(t)$	The exogenous data arrival for stream $s$ in node $n$ .
$\lambda_n^s$	The mean value of the exogenous data arrival for stream $s$ in node $n$ .
$\mathbf{g}(t)$	The vector of data link channel states at time-slot $t$ .
$\mathbf{h}(t)$	The vector of energy link channel states at time-slot $t$ .
$\mathbf{p}(t)$	The vector of power allocation to data links at time-slot $t$ .
$\Pi$	The set of valid power vectors.
$C_l(\mathbf{p}(t), \mathbf{g}(t))$	Capacity of link $l$ at time-slot $t$ .
$P_m, P_{APm}$	Maximum transmission power of nodes and EAP.

and restrict future transmissions. Therefore, having the battery level constraint, policies with independent decisions at each time-slot are not optimal any more, which is not acceptable in the MDPP problem formulation. In the sequel, we propose a solution to handle the battery constraint in MDPP problem formulation. For convenience, all the notations in the paper and their definitions are presented in Table I.

### III. THE PROPOSED ONLINE CONTROL POLICY FOR JOINT DATA ROUTING AND POWER TRANSFER SCHEDULING

In this section, we present an online control policy for the network controller. This policy is developed based on the Lyapunov optimization method [22]. We propose a novel perturbed Lyapunov function to push the battery level up. The Lyapunov function is defined as

$$L(t) \triangleq \sum_{n=1}^N \sum_{s=1}^S L_n^s(t),$$

where

$$L_n^s(t) \triangleq \frac{1}{2}(U_n^s(t))^2 + \frac{1}{2}(U_n^s(t) - \mathcal{C}E_n(t))^2 \mathbf{1}(U_n^s(t) > \mathcal{C}E_n(t)),$$

$$\mathbf{1}(U_n^s(t) > \mathcal{C}E_n(t)) = \begin{cases} 1, & U_n^s(t) > \mathcal{C}E_n(t), \\ 0, & \text{otherwise.} \end{cases} \quad (9)$$

Note that constant  $\mathcal{C}$  in (9), is an energy normalization factor and we set it to  $\frac{2\delta}{1-\alpha}$ , where  $\delta$  is the slope of the linear upper bound for the rate-power function in (2) and  $\alpha > 1$  is a constant and will be discussed later. We also define the Lypunov drift function,

$$\Delta(L(t)) \triangleq \mathbb{E}\{L(t+1) - L(t)|\mathbf{U}(t), \mathbf{E}(t)\},$$

where  $\mathbf{U}(t)$  and  $\mathbf{E}(t)$  are the sets of all data queues and batteries in the network, respectively. Next we define the drift-plus-penalty function, as follows

$$\Delta(L(t)) + V\mathbb{E}\{p_{AP}(t)|\mathbf{U}(t), \mathbf{E}(t)\}, \quad (10)$$

where  $V > 0$  is a control parameter. The following Lemma establishes an upper bound on the above drift-plus-penalty function.

*Lemma 1:* For the defined drift-plus-penalty function, the following inequality always holds

$$\begin{aligned} \Delta(L(t)) + V\mathbb{E}\{p_{AP}(t)|\mathbf{U}(t), \mathbf{E}(t)\} &\leq B + \sum_{(n,s) \in \tilde{N}(t)} \mathbb{E}\left\{\sum_{l \in \mathcal{I}_n} C_l^s(t) - \sum_{l \in \mathcal{O}_n} C_l^s(t)|\mathbf{U}(t), \mathbf{E}(t)\right\} U_n^s(t) \\ &+ \sum_{(n,s) \in \tilde{N}(t)} \mathbb{E}\left\{\mathcal{C} \sum_{l \in \mathcal{O}_n} p_l(t) + \sum_{l \in \mathcal{I}_n} C_l^s(t) - \sum_{l \in \mathcal{O}_n} C_l^s(t)|\mathbf{U}(t), \mathbf{E}(t)\right\} (U_n^s(t) - \mathcal{C}E_n(t)) \\ &+ \mathbb{E}\left\{Vp_{AP}(t) - \mathcal{C} \sum_{(n,s) \in \tilde{N}(t)} Q_n(t)(U_n^s(t) - \mathcal{C}E_n(t))|\mathbf{U}(t), \mathbf{E}(t)\right\} \\ &+ \sum_{(n,s) \in \tilde{N}(t)} \lambda_n^s U_n^s(t) + \sum_{(n,s) \in \tilde{N}(t)} \lambda_n^s (U_n^s(t) - \mathcal{C}E_n(t)), \end{aligned} \quad (11)$$

where  $\tilde{N}(t) \triangleq \{(n,s)|U_n^s(t) > U_0\}$ ,  $\tilde{\tilde{N}}(t) \triangleq \{(n,s)|U_n^s(t) > \max\{U_0, \mathcal{C}E_n(t)\}\}$  and  $U_0 = P_m(\mathcal{C} + \alpha\delta)$ . The constant  $B$  is defined in Appendix I.

*Proof:* see Appendix I. ■

The parameter  $U_0$  and the set  $\tilde{N}(t)$  in the above Lemma are the *the congestion threshold* and the set of *congested queues*, respectively. Moreover, we call the congested queues in the set  $\tilde{\tilde{N}}(t)$  *the critically congested queues*, since the size of their backlog exceeds the normalized battery level of their corresponding node. Our policy tends to decrease a queue backlog only if the queue is congested. Consequently, setting the congestion threshold to the smallest possible value reduces the average queue backlog. The parameter  $\alpha$  can be optimized to achieve the minimum congestion threshold. Substituting  $\mathcal{C}$  in the definition of  $U_0$  with  $\frac{2\delta}{1-\alpha}$ , it can be verified that  $U_0$  is minimized at  $\alpha = \sqrt{2} + 1$ .



As will be shown in section IV, any policy that minimizes the right hand side of (11) at each time-slot stabilizes the network and yields an average power consumption within a bounded gap to the optimal power consumption. Consequently, we are interested in finding a policy that minimizes the upper bound in (11). For this purpose, we first rearrange the right hand side in (11) and rewrite it as follows:

$$\begin{aligned} \Delta(L(t)) + V\mathbb{E}\{p_{AP}(t)|\mathbf{U}(t), \mathbf{E}(t)\} \leq & B + \mathbb{E}\left\{\sum_{l=1}^L J_{T(l)}(t)p_l(t) - \sum_{l=1}^L \sum_{s=1}^S W_l^s(t)C_l^s(t)|\mathbf{U}(t), \mathbf{E}(t)\right\} \\ & + \mathbb{E}\left\{Vp_{AP}(t) - \sum_{n=1}^N Q_n J_n(t)\right\} \\ & + \sum_{(n,s) \in \tilde{N}(t)} \lambda_n^s U_n^s(t) + \sum_{(n,s) \in \tilde{N}(t)} \lambda_n^s (U_n^s(t) - \mathcal{C}E_n(t)), \end{aligned} \quad (12)$$

where  $W_l^s(t)$  is called *the data coefficient* of stream  $s$  over link  $l$  and is defined as

$$\begin{aligned} W_l^s(t) = & (U_{T(l)}^s(t) - \mathcal{C}E_{T(l)}(t)) \mathbf{1}((T(l), s) \in \tilde{N}(t)) - (U_{R(l)}^s(t) - \mathcal{C}E_{R(l)}(t)) \mathbf{1}((R(l), s) \in \tilde{N}(t)) \\ & + U_{T(l)}^s(t) \mathbf{1}((T(l), s) \in \tilde{N}(t)) - U_{R(l)}^s(t) \mathbf{1}((R(l), s) \in \tilde{N}(t)). \end{aligned} \quad (13)$$

Furthermore,  $J_n(t)$  is called *the power coefficient* for node  $n$  and is defined as

$$J_n(t) = \mathcal{C} \sum_s (U_n^s(t) - \mathcal{C}E_n(t)) \mathbf{1}((n, s) \in \tilde{N}(t)). \quad (14)$$

In order to minimize the right hand side of (12), it suffices to minimize the inner terms of the two expectations as the other terms are constant with respect to the control variables  $\mathbf{p}(t)$ ,  $p_{AP}(t)$ ,  $\mathbf{w}(t)$  and  $C_l^s(t)$ . To minimize the first expectation, we first allocate the whole capacity of each link to the stream with greatest data coefficient over that link, and then we select the minimizing power vector. Furthermore, minimization of the second expectation can be decomposed into beamforming vector selection and the EAP transmission power selection. We rewrite the term inside the expectation as

$$\begin{aligned} F(t) \triangleq & p_{AP}(t) \left[ V - \mathbf{w}(t) \left( \sum_{n=1}^N J_n(t) \mathbf{h}_n^T(t) \mathbf{h}_n(t) \right) \mathbf{w}^T(t) \right] \\ = & p_{AP}(t) [V - \mathbf{w}(t) \mathbf{H}(t) \mathbf{w}^T(t)], \end{aligned} \quad (15)$$

where

$$\mathbf{H}(t) = \sum_{n=1}^N J_n(t) \mathbf{h}_n^T(t) \mathbf{h}_n(t). \quad (16)$$

It can be verified that the term inside the brackets is minimized if we select the beamforming vector  $\mathbf{w}^*(t)$  in direction of the eigenvector of  $\mathbf{H}(t)$  with maximum eigenvalue. Substituting  $\mathbf{w}^*(t)$  in (15),  $F(t)$  is then minimized by determining  $p_{AP}^*(t)$  according to following rule

$$p_{AP}^*(t) = \begin{cases} P_{APm}, & V < \sum_{n=1}^N |\mathbf{w}^*(t) \mathbf{h}_n^T(t)|^2 J_n(t), \\ 0 & \text{otherwise.} \end{cases} \quad (17)$$

---

**Algorithm 1** Data link control policy at each time-slot  $t$  (Data Routing)

---

- 1: Calculate  $W_l^s(t)$ ,  $\forall l, s$ , and  $J_l(t)$ ,  $\forall l$ , according to (13) and (14).
  - 2: Find  $W_l(t) \leftarrow \max_s \{W_l^s(t)\}$ .
  - 3: Find  $\mathbf{p}^*(t) \leftarrow \arg \min_{\mathbf{p}(t) \in \Pi} \sum_{l=1}^L [J_{T(l)}(t)p_l(t) - W_l(t)C_l(\mathbf{p}(t), \mathbf{g}(t))]$ .
  - 4: Find  $s_l^* \leftarrow \arg \max_{s \in [1, S]} W_l^s(t)$ , and set  $C_l^{s_l^*}(t) \leftarrow C_l(\mathbf{p}^*(t), \mathbf{g}(t))$ ,  $\forall l$ .
  - 5: Update data queues according to (6).
- 

---

**Algorithm 2** Energy link control policy at each time-slot  $t$  (Power Transfer Scheduling)

---

- 1: Calculate  $J_n(t)$ ,  $\forall n$ , according to (14).
  - 2: Calculate the sum channel matrix  $\mathbf{H}$  according to (16).
  - 3: Derive the eigenvalues and eigenvectors of  $\mathbf{H}$  and set  $\mathbf{w}^*$  equal to the eigenvector with the largest eigenvalue.
  - 4: **if**  $V < \sum_{n=1}^N |\mathbf{w}^*(t)\mathbf{h}_n^T(t)|^2 J_n(t)$  **then**
  - 5: Set  $p_{AP}(t) \leftarrow P_{\text{APm}}$ .
  - 6: **else**
  - 7: Set  $p_{AP}(t) \leftarrow 0$ .
  - 8: **end if**
- 

The data link control and energy link control policies are summarized in Algorithms 1 and 2, respectively.

It should be noted that finding the optimal power vector  $\mathbf{p}^*(t)$  in the data link control policy requires solving the max-weight problem

$$\mathbf{p}^*(t) = \arg \min_{\mathbf{p}(t) \in \Pi} \sum_{l=1}^L [J_{T(l)}(t)p_l(t) - W_l(t)C_l(\mathbf{p}(t), \mathbf{g}(t))],$$

which can be NP-hard in general. However, in certain cases, e.g., in interference-free networks, closed-form solutions can be found. Furthermore, approximate solutions for this problem results in a bounded optimality gap in the overall performance. The approximate solutions have been extensively discussed in [22, Chapter 6].

#### IV. PERFORMANCE ANALYSIS OF THE PROPOSED CONTROL POLICIES

In this section, we first derive a lower bound on the minimum required power for stability. We then use Lyapunov Optimization Theorem [22] to compare the proposed control policy to the derived lower bound.

##### A. Lower Bound on the Minimum Power for Stability

In order to obtain a lower bound on the minimum power that stabilizes the queue of each link, we substitute the instantaneous battery constraint (8b) with a more relaxed constraint on the average power consumption. The battery constraint along with (7) imply that

$$\sum_{t=0}^{T-1} \sum_{l \in \mathcal{O}_n} p_l(t) \leq E_n(0) + \sum_{t=0}^{T-1} Q_n(t) \Rightarrow \limsup_{T \rightarrow \infty} \frac{1}{T} \sum_{t=0}^{T-1} \sum_{l \in \mathcal{O}_n} \mathbb{E} \{p_l(t)\} \leq \limsup_{T \rightarrow \infty} \frac{1}{T} \sum_{t=0}^{T-1} \mathbb{E} \{Q_n(t)\} \quad \forall n, \quad (18)$$

where a limited initial battery charge is assumed. The last inequality in (18) holds under any policy that conforms to the battery constraint. We name (18) the *average power constraint* and use it as a substitute for the battery constraint (8b).

Let  $\lambda = (\lambda_1, \dots, \lambda_S)$  denote the data streams arrival rate vector. We define the capacity region  $\Lambda$  as the set of all data arrival rate vectors that can be stabilized under the average power constraint (interested readers are referred to [23] for more details on the network capacity region). The following theorem introduces a randomized policy that achieves the minimum power consumption over all other policies with average power constraint.

*Theorem 1:* Suppose that channel states and data arrivals are i.i.d over different time-slots. Moreover, assume that the arrival rates belong to the capacity region (i.e.,  $\lambda \in \Lambda$ ). The minimum power required for stability,  $P_{AP}^*$ , can be obtained by a stationary and probably randomized policy. This policy is a pure function of  $\mathbf{H}(t)$ ,  $\mathbf{g}(t)$  and  $A_n^s(t)$ ,  $\forall n, s$ , with the following properties

$$\lambda_n^s + \sum_{l \in \mathcal{I}_n} \mathbb{E}\{C_l^s(t)\} \leq \sum_{l \in \mathcal{O}_n} \mathbb{E}\{C_l^s(t)\}, \quad \forall n, s, t, \quad (19)$$

$$\sum_{l \in \mathcal{O}_n} \mathbb{E}\{p_l(t)\} \leq \mathbb{E}\{Q_n(t)\}, \quad \forall n, t. \quad (20)$$

*Proof:* The proof is similar to the proof of Theorem 4.5 in [22], and hence, is omitted for brevity.  $\blacksquare$

Note that Theorem 1 only states that such stationary optimal policy with aforementioned properties exists, and does not derive such policy. In sequel, we use these properties to compare the average power consumption under our proposed policy to the lower bound on the minimum required power for stability, i.e.,  $P_{AP}^*$ .

### B. Performance of the Proposed Policy

In this section, we derive the optimality gap of our proposed policy. Moreover, we show that the proposed policy stabilizes the network and conforms to the battery constraint. The following theorem summarizes the performance of the proposed policy,

*Theorem 2:* Suppose the channel states and data arrivals are i.i.d over time-slots, and the arrival rates are strictly inside the capacity region, i.e., there is a scalar  $\epsilon_{max}$  such that  $\forall \epsilon \in (0, \epsilon_{max}] : \lambda + \epsilon \in \Lambda$ , where  $\epsilon$  is a vector with all entries equal to  $\epsilon$ . Under the proposed policy,

- 1) At any time-slot  $t$ , the transmission power assigned to data links originated from node  $n$  are nonzero only if its battery level is higher than the maximum data transmission power, i.e.,  $E_n(t) > P_m$ .
- 2) The time average expected power consumption satisfies,

$$\limsup_{T \rightarrow \infty} \frac{1}{T} \sum_{t=0}^{T-1} \mathbb{E}\{p_{AP}(t)\} \leq p_{AP}^* + \frac{B}{V}. \quad (21)$$

- 3) The queues are stable and time average expected sum backlog satisfies,

$$\limsup_{T \rightarrow \infty} \frac{1}{T} \sum_{t=0}^{T-1} \sum_{n,s} \mathbb{E}\{U_n^s(t)\} \leq \frac{V p_{AP}^* + B'}{\epsilon_{max}}, \quad (22)$$

where  $B' = B + \epsilon_{max} N S U_0$ .

It should be noted that part 1 in Theorem 2 guarantees that our proposed policy does not violate the battery level constraint. Moreover, parts 2 and 3 show the optimality of the power consumption and stability of the network under our proposed policy, respectively.

*Remark 2:* Note that the performance bounds in (21) and (22) introduce a trade-off between the optimality gap and the average queue backlog. According to this trade-off, when the average power consumption is within  $\mathcal{O}(\frac{1}{V})$  of the minimum required power, the average backlog could be upper bounded by a term of the order of  $\mathcal{O}(V)$ .

Now we prove Theorem 2.

*Proof:* Part 1 is proven in Appendix II, optimality (part 2) and stability (part 3) are proven here. Suppose that the arrival rate is  $\lambda + \epsilon$ . Since the arrivals are i.i.d, according to Theorem 1 there is a stationary randomized policy with the following properties,

$$\begin{aligned} \lambda_n^s + \epsilon + \mathbb{E} \left\{ \sum_{l \in \mathcal{I}_n} C_l^s(t) \right\} &\leq \mathbb{E} \left\{ \sum_{l \in \mathcal{O}_n} C_l^s(t) \right\} \quad \forall n, s, \\ \mathbb{E} \left\{ \sum_{l \in \mathcal{O}_n} p_l(t) \right\} &\leq \mathbb{E} \{ Q_n(t) \} \quad \forall n, \\ \mathbb{E} \{ p_{AP}(t) \} &= p_{AP}^*(\epsilon), \end{aligned} \tag{23}$$

where  $p_{AP}^*(\epsilon)$  is the minimum power required for stability when the arrival rate equals  $\lambda + \epsilon$ . Let  $\mathcal{P}_\epsilon^S$  denote the above stationary policy. Our proposed policy minimizes the right hand side of (11) over any alternative policy including  $\mathcal{P}_\epsilon^S$ . Plugging the properties in (23) into right hand side of (11) yields,

$$\Delta(L(t)) + V \mathbb{E} \{ p_{AP}(t) | \mathbf{U}(t), \mathbf{E}(t) \} \leq B + V p_{AP}^*(\epsilon) - \epsilon \sum_{(n,s) \in \tilde{N}(t)} U_n^s(t).$$

Taking expectation with respect to  $\mathbf{U}(t)$  and  $\mathbf{E}(t)$  from both sides results in

$$\mathbb{E} \{ L(t+1) \} - \mathbb{E} \{ L(t) \} + \mathbb{E} \{ p_{AP}(t) \} \leq B + V p_{AP}^*(\epsilon) - \epsilon \sum_{(n,s) \in \tilde{N}(t)} U_n^s(t).$$

Then, summing both sides over  $t = 0, \dots, T-1$  yields

$$\mathbb{E} \{ L(T-1) \} - \mathbb{E} \{ L(0) \} + \sum_{t=0}^{T-1} \mathbb{E} \{ p_{AP}(t) \} \leq (B + V p_{AP}^*(\epsilon))T - \epsilon \sum_{t=0}^{T-1} \sum_{(n,s) \in \tilde{N}(t)} U_n^s(t).$$

Now by rearranging the terms and dropping the negative terms when appropriate, we get the following inequalities:

$$\frac{1}{T} \sum_{t=0}^{T-1} \mathbb{E} \{ p_{AP}(t) \} \leq \frac{B}{V} + p_{AP}^*(\epsilon) + \frac{\mathbb{E} \{ L(0) \}}{T}, \tag{24}$$

$$\frac{1}{T} \sum_{t=0}^{T-1} \sum_{(n,s) \in \tilde{N}(t)} U_n^s(t) \leq \frac{B + V p_{AP}^*(\epsilon)}{\epsilon} + \frac{\mathbb{E} \{ L(0) \}}{T}, \tag{25}$$

The bounds in (24) and (25) can be separately optimized over values of  $\epsilon \in (0, \epsilon_{max}]$ . Since  $\lim_{\epsilon \rightarrow 0} p_{AP}^*(\epsilon) = 0$ , letting  $\epsilon \rightarrow 0$  in (24) and taking limits as  $T \rightarrow \infty$  concludes the second statement of Theorem 2. To prove the last statement, we first substitute the inner summation in (25) with summation over all data queues and then add the

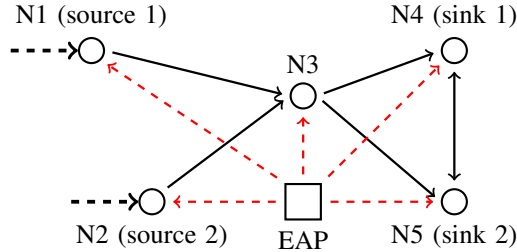


Fig. 4: The considered topology. The black and dashed red arrows represent the data links and energy links, respectively.

term  $NSU_0$  to the right hand side as a compensation. Setting  $\epsilon = \epsilon_{max}$  and taking limits as  $T \rightarrow \infty$  completes the proof of the third statement of Theorem 2.  $\blacksquare$

## V. SIMULATION RESULTS

In this section, we consider a wireless network consisting of one EAP and five wireless nodes, as shown in Fig. 4. There are two streams of data, from node 1 to node 4 and from node 2 to node 5, with average arrival rates of  $\lambda_1 = 100$  bit/slot and  $\lambda_2 = 50$  bit/slot, respectively. The data links and energy links channel states are generated according to Rician fading model [24], with Rician factor equal to 1. The EAP is equipped with  $M = 50$  antennas that are configured as a half wavelength separated array. Moreover, similar to existing works in literature (e.g see [13]) we assume no interference across the data links and consider an AWGN model for their capacity, as follows

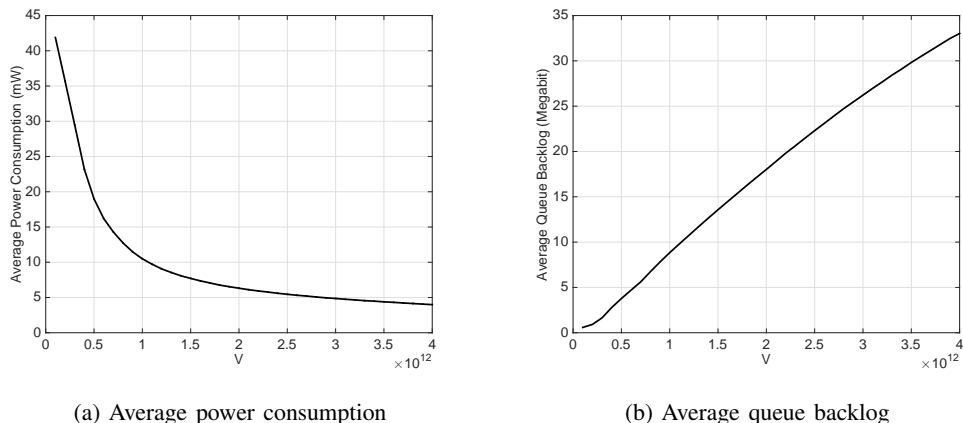
$$C_l(\mathbf{p}(t), \mathbf{g}(t)) = W \log \left( 1 + \frac{p_l(t)|g_l(t)|^2}{WN_0} \right),$$

where  $W = 10$  kHz and  $N_0 = -135$  dBm/Hz are the channel bandwidth and the noise spectral density, respectively. Finally, the maximum transmission power of the EAP and the nodes are considered to be  $P_m = 4 \mu\text{W}$  and  $P_{APm} = 4$  W, respectively. All numerical results have been obtained by running the simulation for  $6 \times 10^6$  time-slots using Matlab 2015a on a simulation platform with 20 cores and 256 GB of RAM.

Fig. 5 shows the average power consumption of the EAP as well as the average backlog of the data queues in the network, versus the trade off parameter  $V$ . As can be seen in Figures 5a and 5b, the average power consumption decays very fast as  $V$  increases, while the average data queue backlog increases linearly with  $V$ . Such behavior complies with our theoretical results derived in (21) and (22).

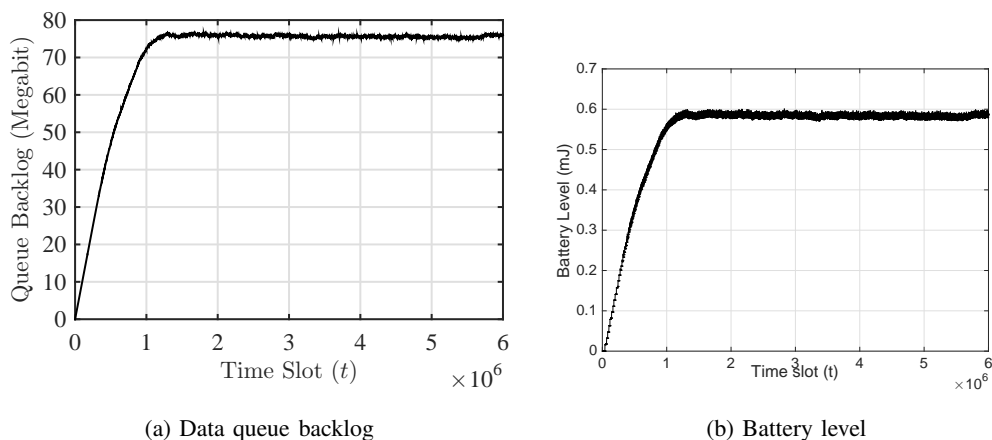
Next, Fig. 6 depicts a sample path for the data queue backlog process and the battery level process of node 1 (for  $V = 2 \times 10^{12}$ ). It can be verified from this figure that the queue backlog is stabilized around 75 Megabits while no energy outage has occurred.

Finally, Fig. 7 shows the average transmission pattern of the EAP (for  $V = 2 \times 10^{12}$ ). As can be clearly seen in this figure, there are three distinguished peaks in the transmission pattern of the EAP at the direction toward node 1, 2 and 3 which are the most congested nodes in this network. Note that the peak at  $0^\circ$  is due to the linear structure of the EAP antenna (the gains at  $0^\circ$  and  $180^\circ$  for a linear array are reciprocal). Moreover, as can be clearly verified



(a) Average power consumption

(b) Average queue backlog

Fig. 5: Average EAP power consumption and queue backlog versus  $V$ .

(a) Data queue backlog

(b) Battery level

Fig. 6: A sample path for data queue backlog and battery process.

from this figure, the maximum value of the pattern is at the direction toward node 3. This is due to the fact that all network traffic pass through this node.

## VI. CONCLUSION

In this paper, we focused on a wireless powered communication network with battery-operated nodes and proposed a joint power allocation, data routing and energy beamforming policy to minimize the average power consumption in the network. The proposed policy adapts to general networks with arbitrary channel models, without any knowledge of the channel statistics. By theoretical analysis, we proved that our proposed policy conforms to the battery constraint and stabilizes the network. Moreover, we derived the optimality gap for the average power consumption under this policy. Finally, various numerical results are provided to show the significant performance of the proposed solution.

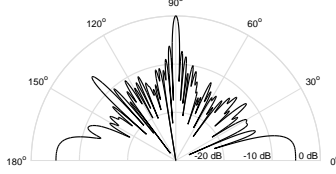


Fig. 7: Average transmission pattern of the EAP.

## APPENDIX I

### UPPER BOUND FOR DRIFT PLUS PENALTY FUNCTION

Here we prove the inequality in (11) holds. We enumerate three different cases for  $U_n^s(t)$  and  $E_n(t)$ , and bound the increment of  $L_n^s(t)$  in successive time-slots for each case:

- $U_n^s(t) \leq U_0$ :

According to (9) the increment of  $L_n^s(t)$  can be bounded as,

$$L_n^s(t+1) - L_n^s(t) \leq L_n^s(t+1) \leq \frac{1}{2}U_n^s(t+1)^2 + \frac{1}{2}U_n^s(t+1)^2 = U_n^s(t+1)^2. \quad (26)$$

From  $U_n^s(t) \leq U_0$  and (6) we know  $U_n^s(t+1) \leq U_0 + A_m + N_i C_m$ , where  $N_i$  is the number of ingoing links to the node with most ingoing links in the network, using this inequality in the above we get,

$$L_n^s(t+1) - L_n^s(t) \leq (U_0 + A_m + N_i C_m)^2 \triangleq B_0 \quad (27)$$

- $U_n^s(t) > U_0$  and  $U_n^s(t) \leq \mathcal{C}E_n(t)$ :

In this case we have,

$$\begin{aligned} L_n^s(t+1) - L_n^s(t) &= \frac{1}{2}(U_n^s(t+1)^2 - U_n^s(t)^2) + \frac{1}{2}(U_n^s(t+1) - \mathcal{C}E_n(t+1))^2 \mathbf{1}_{(U_n^s(t+1) > \mathcal{C}E_n(t+1))} \\ &\leq \frac{1}{2}(U_n^s(t+1)^2 - U_n^s(t)^2) \frac{1}{2}(U_n^s(t+1) - \mathcal{C}E_n(t+1))^2 \\ &\stackrel{a}{\leq} \left[ A_n^s(t) + \sum_{l \in \mathcal{I}_n} C_l^s(t) - \sum_{l \in \mathcal{O}_n} C_l^s(t) \right] U_n^s(t) + \frac{1}{2}(N_o^2 + N_i^2)C_m^2 + \frac{1}{2}A_m^2 + A_m N_i C_m \\ &\quad + \frac{1}{2}(U_n^s(t+1) - \mathcal{C}E_n(t+1))^2, \end{aligned}$$

where  $N_o$  is the number of outgoing links from the node with most outgoing links in the network. Inequality  $a$  is achieved by substituting  $U_n^s(t+1)$  with the LHS of (6). Finally from  $U_n^s(t) \leq \mathcal{C}E_n(t)$ , (6) and (7) it is easy to verify that,

$$\frac{1}{2}(U_n^s(t+1) - \mathcal{C}E_n(t+1))^2 \leq \frac{1}{2}(A_m + N_i C_m + \mathcal{C}N_o P_m)^2,$$

and we conclude,

$$L_n^s(t+1) - L_n^s(t) \leq \left[ A_n^s(t) + \sum_{l \in \mathcal{I}_n} C_l^s(t) - \sum_{l \in \mathcal{O}_n} C_l^s(t) \right] U_n^s(t) + B_1, \quad (28)$$

where  $B_1 \triangleq \frac{1}{2}(N_o^2 + N_i^2)C_m^2 + \frac{1}{2}A_m^2 + A_m N_i C_m + \frac{1}{2}(A_m + N_i C_m + \mathcal{C} N_o P_m)^2$ .

- $U_n^s(t) > U_0$  and  $U_n^s(t) > \mathcal{C}E_n(t)$ :

For this case we have:

$$\begin{aligned} L_n^s(t+1) - L_n^s(t) &\leq \frac{1}{2}U_n^s(t+1)^2 - \frac{1}{2}U_n^s(t)^2 \\ &\quad + \frac{1}{2}(U_n^s(t+1) - \mathcal{C}E_n(t+1))^2 \\ &\quad - \frac{1}{2}(U_n^s(t) - \mathcal{C}E_n(t))^2. \end{aligned}$$

Replacing  $U_n^s(t+1)$  and  $E_n(t+1)$  from (6) and (7) in the above, after some algebraic manipulation we get,

$$\begin{aligned} L_n^s(t+1) - L_n^s(t) &\leq \left[ A_n^s(t) + \sum_{l \in \mathcal{I}_n} C_l^s(t) - \sum_{l \in \mathcal{O}_n} C_l^s(t) \right] U_n^s(t) \\ &\quad + \left[ A_n^s(t) + \sum_{l \in \mathcal{I}_n} C_l^s(t) - \sum_{l \in \mathcal{O}_n} C_l^s(t) \right] (U_n^s(t) - \mathcal{C}E_n(t)) \\ &\quad - \mathcal{C} \left[ Q_n(t) - \sum_{l \in \mathcal{O}_n} p_l(t) \right] (U_n^s(t) - \mathcal{C}E_n(t)) + B_2, \end{aligned}$$

where  $B_2 \triangleq (N_o^2 + N_i^2)C_m^2 + A_m^2 + 2A_m N_i C_m + \frac{1}{2}\mathcal{C}^2 N_o^2 P_m^2 + \frac{1}{2}\mathcal{C}^2 P_{APm}^2 + \mathcal{C} P_{APm} + \frac{1}{2}N_o C_m + N_o N_i P_m C_m + A_m N_o P_m$

Considering the above three cases and taking summation over  $L_n^s(t+1) - L_n^s(t)$  for  $n = 1, \dots, N$  and  $s = 1, \dots, S$  we would have,

$$\begin{aligned} \Delta L(t) &= \sum_{n=1}^N \sum_{s=1}^S L_n^s(t+1) - L_n^s(t) \leq B + \sum_{(n,s) \in \tilde{N}(t)} \left[ A_n^s(t) + \sum_{l \in \mathcal{I}_n} C_l^s(t) - \sum_{l \in \mathcal{O}_n} C_l^s(t) \right] U_n^s(t) \\ &\quad + \sum_{(n,s) \in \tilde{N}(t)} \left[ A_n^s(t) + \sum_{l \in \mathcal{I}_n} C_l^s(t) - \sum_{l \in \mathcal{O}_n} C_l^s(t) \right] (U_n^s(t) - \mathcal{C}E_n(t)) \quad (29) \\ &\quad - \mathcal{C} \sum_{(n,s) \in \tilde{N}(t)} \left[ Q_n(t) - \sum_{l \in \mathcal{O}_n} p_l(t) \right] (U_n^s(t) - \mathcal{C}E_n(t)), \end{aligned}$$

where  $B \triangleq N \max\{B_0, B_1, B_2\}$ . Adding  $VP_A(t)$  to both sides of (29), taking expectation conditioned on  $\mathbf{U}(t)$  and  $\mathbf{E}(t)$  and rearranging the terms proves the intended result.

## APPENDIX II

### THE PROPOSED POLICY CONFORMS TO BATTERY CONSTRAINT

Here we prove part 1 of Theorem 2. Let us assume  $E_n(t) < P_m$  for a specific node  $n$ . Consider data link  $l$  such that  $T(l) = n$  and a power vector  $\mathbf{p}(t)$ . Let us define another power vector,  $\mathbf{p}_0(t)$ , by setting the  $l$ th entry in  $\mathbf{p}(t)$



to zeros. The transmission power for data links are determined by the solution of the minimization problem,

$$\arg \min_{\mathbf{p}(t) \in \Pi} G(\mathbf{p}(t)) = \sum_{l=1}^L [J_{T(l)}(t)p_l(t) - W_l(t)C_l(\mathbf{p}(t), \mathbf{g}(t))]. \quad (30)$$

To prove the intended result, it suffices to show  $G(\mathbf{p}(t)) - G(\mathbf{p}_0(t)) \geq 0$ . The following always hold,

$$G(\mathbf{p}(t)) - G(\mathbf{p}_0(t)) = p_l(t)J_{T(l)}(t) - W_l(t)[C_l(\mathbf{p}(t), \mathbf{g}(t)) - C_l(\mathbf{p}_0(t), \mathbf{g}(t))] \quad (31)$$

$$- \sum_{l' \neq l} W_{l'}(t)[C_{l'}(\mathbf{p}(t), \mathbf{g}(t)) - C_{l'}(\mathbf{p}_0(t), \mathbf{g}(t))] \quad (32)$$

$$\geq p_l(t)J_{T(l)}(t) - W_l(t)[C_l(\mathbf{p}(t), \mathbf{g}(t)) - C_l(\mathbf{p}_0(t), \mathbf{g}(t))] \quad (33)$$

$$\geq p_l(t)J_{T(l)}(t) - \delta p_l(t)W_l(t), \quad (34)$$

where (33) and (34) are due to the properties of the capacity function in (3) and (2). It can be verified that  $E_n(t) < P_m$  together with  $U_n^s \in \tilde{N}(t)$  contradicts  $U_n^s \notin \tilde{N}(t)$ . Plugging this property into definition of  $W_l(t)$  and neglecting negative terms yields,

$$W_l(t) < \sum_{s: (T(l), s) \in \tilde{N}(t)} [2U_{T(l)}^s(t) - \mathcal{C}E_{T(l)}(t)].$$

Using this inequality in (34), we get (all summations are over  $\{s : (T(l), s) \in \tilde{N}(t)\}$ ),

$$G(\mathbf{p}(t)) - G(\mathbf{p}_0(t)) \geq \mathcal{C}p_l(t) \sum_s [U_{T(l)}^s(t) - \mathcal{C}E_{T(l)}(t)] - \delta p_l(t) \sum_s [2U_{T(l)}^s(t) - \mathcal{C}E_{T(l)}(t)] \quad (35)$$

$$= p_l(t) \sum_s [U_{T(l)}^s(t) - \mathcal{C}E_{T(l)}(t)] \left[ \mathcal{C} - \delta \left( 1 + \frac{\sum_s U_{T(l)}^s(t)}{\sum_s [U_{T(l)}^s(t) - \mathcal{C}E_{T(l)}(t)]} \right) \right] \quad (36)$$

$$\geq p_l(t) \sum_s [U_{T(l)}^s(t) - \mathcal{C}E_{T(l)}(t)] \left[ \mathcal{C} - \delta \left( 1 + \frac{U_0}{U_0 - \mathcal{C}P_m} \right) \right] \quad (37)$$

$$= p_l(t) \sum_s [U_{T(l)}^s(t) - \mathcal{C}E_{T(l)}(t)] \left( \mathcal{C} \left( 1 - \frac{1}{\alpha} \right) - 2\delta \right) \quad (38)$$

$$= 0.$$

Inequality (37) is due to the fact that  $U_{T(l)}^s > U_0$  and  $E_{T(l)} < P_m$ . The equality in (38) can be verified by plugging  $U_0 = \mathcal{C}P_m + \alpha\delta P_m$  in (37). Finally, noting that  $\mathcal{C} > \frac{2\delta}{(1-\frac{1}{\alpha})}$  the intended result is proved.

## REFERENCES

- [1] "Cellular networks for massive IoT: Enabling low power wide area applications," Ericsson, Tech. Rep. Jan, 2016.
- [2] Y. Zeng, B. Clerckx, and R. Zhang, "Communications and signals design for wireless power transmission," *IEEE Transactions on Communications*, vol. 65, no. 5, pp. 2264–2290, May 2017.
- [3] K. Huang and X. Zhou, "Cutting the last wires for mobile communications by microwave power transfer," *IEEE Communications Magazine*, vol. 53, no. 6, pp. 86–93, June 2015.
- [4] S. Valtchev, B. Borges, K. Brandisky, and J. B. Klaassens, "Resonant contactless energy transfer with improved efficiency," *IEEE Transactions on Power Electronics*, vol. 24, no. 3, pp. 685–699, March 2009.
- [5] G. A. Covic and J. T. Boys, "Inductive power transfer," *Proceedings of the IEEE*, vol. 101, no. 6, pp. 1276–1289, June 2013.
- [6] G. Yang, C. K. Ho, R. Zhang, and Y. L. Guan, "Throughput optimization for massive mimo systems powered by wireless energy transfer," *IEEE Journal on Selected Areas in Communications*, vol. 33, no. 8, pp. 1640–1650, Aug 2015.

- [7] L. Liu, R. Zhang, and K. Chua, "Multi-antenna wireless powered communication with energy beamforming," *IEEE Transactions on Communications*, vol. 62, no. 12, pp. 4349–4361, Dec 2014.
- [8] K. Huang and E. Larsson, "Simultaneous information and power transfer for broadband wireless systems," *IEEE Transactions on Signal Processing*, vol. 61, no. 23, pp. 5972–5986, Dec 2013.
- [9] A. A. Nasir, H. D. Tuan, D. T. Ngo, T. Q. Duong, and H. V. Poor, "Beamforming design for wireless information and power transfer systems: Receive power-splitting versus transmit time-switching," *IEEE Transactions on Communications*, vol. 65, no. 2, pp. 876–889, Feb 2017.
- [10] H. Ju and R. Zhang, "User cooperation in wireless powered communication networks," in *2014 IEEE Global Communications Conference*, Dec 2014, pp. 1430–1435.
- [11] A. H. A. Bafghi, M. Mirmohseni, and M. R. Aref, "Joint transfer of energy and information in a two-hop relay channel," in *2017 Iran Workshop on Communication and Information Theory (IWCIT)*, May 2017, pp. 1–6.
- [12] W. Xu, W. Cheng, Y. Zhang, Q. Shi, and X. Wang, "On the optimization model for multi-hop information transmission and energy transfer in tdma-based wireless sensor networks," *IEEE Communications Letters*, vol. 21, no. 5, pp. 1095–1098, May 2017.
- [13] B. Gurakan, O. Ozel, and S. Ulukus, "Optimal energy and data routing in networks with energy cooperation," *IEEE Transactions on Wireless Communications*, vol. 15, no. 2, pp. 857–870, Feb 2016.
- [14] A. Biazon, S. Dey, and M. Zorzi, "A decentralized optimization framework for energy harvesting devices," *IEEE Transactions on Mobile Computing*, vol. 17, no. 11, pp. 2483–2496, Nov 2018.
- [15] K. W. Choi and D. I. Kim, "Stochastic optimal control for wireless powered communication networks," *IEEE Transactions on Wireless Communications*, vol. 15, no. 1, pp. 686–698, Jan 2016.
- [16] R. Rezaei, M. Movahednasab, N. Omidvar, and M. R. Pakravan, "Stochastic power control policies for batteryoperated wireless power transfer," to appear in *Proceedings of 29th IEEE Personal, Indoor and Mobile Radio Communications Conference (PIMRC) 2018*.
- [17] —, "Optimal and near-optimal policies for wireless power transfer considering fairness," to appear in proceedings of *IEEE Global Communications Conference (GLOBECOM)*, 2018.
- [18] —, "Optimal and near-optimal policies for wireless power transfer in energy-limited and power-limited scenarios," *arXiv preprint, arXiv:1804.05569*, Apr. 2018.
- [19] D. Bertsekas, *Dynamic programming and optimal control*. Belmont, Massachusetts: Athena Scientific, 2005.
- [20] L. Huang and M. J. Neely, "Utility optimal scheduling in energy-harvesting networks," *IEEE/ACM Transactions on Networking*, vol. 21, no. 4, pp. 1117–1130, Aug 2013.
- [21] M. Gatzianas, L. Georgiadis, and L. Tassiulas, "Control of wireless networks with rechargeable batteries," *IEEE Transactions on Wireless Communications*, vol. 9, no. 2, pp. 581–593, February 2010.
- [22] M. J. Neely, *Stochastic Network Optimization with Application to Communication and Queueing Systems*. Morgan & Claypool Publishers, 2010.
- [23] —, "Dynamic Power Allocation and Routing for Satellite and Wireless Networks with Time Varying Channels," Ph.D. dissertation, MIT, Nov 2003.
- [24] Y. Zeng and R. Zhang, "Optimized training design for wireless energy transfer," *IEEE Transactions on Communications*, vol. 63, no. 2, pp. 536–550, Feb 2015.