

# ESTRELA: Automated Policy Enforcement Across Remote APIs

Abhishek Bichhawat  
Carnegie Mellon University, USA

Akash Trehan  
IIT Bombay, India

Jean Yang  
Carnegie Mellon University, USA

Matt Fredrikson  
Carnegie Mellon University, USA

## Abstract

Web applications routinely access sensitive and confidential data of users through remote APIs, the privacy of which is governed by different policies specified by the application developer and implemented as checks across application code and database queries. Given the complexity of the code, it is often the case that missing policy checks cause unauthorized information leaks. To address this issue of policy compliance, we present ESTRELA, a framework that allows specification of privacy policies separately from the code and enforces it on the interfaces that access the sensitive data. One of the major concerns that this work addresses is the specification of *rich* and *expressive* stateful policies that allow applications to function seamlessly while preventing unauthorized leaks of data. At the same time, ESTRELA applies only selected policies based on the usage of sensitive data, limiting the number of policies being applied.

The idea is to associate policies, written in a higher-order language, with different remote interfaces that are enforced on their outputs instead of having a fixed set of policies for different database fields, leveraging the features of the widely-used *REST* architectural style. ESTRELA is database-agnostic and does not require any modification to the database. We implement ESTRELA in Python, on top of Django, and evaluate its performance and effectiveness by showing its application to a social-networking application, a healthcare system and a conference management system. ESTRELA adds reasonably low overhead to existing applications that run without any policy checks, and almost negligible overheads to applications running with policy checks as part of the API code.

## 1 Introduction

Today’s Web services handle a humongous amount of data, a lot of which is private and confidential. For instance, e-commerce websites have access to a user’s personal details and credit card information; healthcare systems have access

to a patient’s history of illness and other protected health information; networking sites have access to a user’s personal life, friends, photos, thoughts and views. For ensuring the privacy of the sensitive data accessed through these services, the developer adds privacy checks to the application. These policy checks are added across the application code and database queries that access the data for the application. However, the complexity and large code-bases of these services makes it difficult for the developer to ensure that all relevant policy-compliant checks are included correctly, often resulting in missed policy checks. Moreover, changes to a policy need to be propagated through the code-base, which makes the code bug-prone causing vulnerabilities to be introduced in the code.

Ideally, the following properties are desired of a policy enforcement mechanism:

1. Policies are specified separately from the application code keeping the application code *policy-agnostic* [1, 33]. This makes it easier to audit, include, and modify the policies besides acting as a sanity-check for the code’s functionality.
2. Enforce rich classes of policies. As multiple policies may be attached to a sensitive field, based on the context in which the data is accessed and how the data is used, only specific policies, and not all, should be enforced.
3. The enforcement mechanism should not require modifications to the database and treat it as a black-box.
4. Enforcement mechanism incurs negligible overheads providing a seamless service to the end-user.

Quite a few policy-agnostic frameworks have already been proposed for policy enforcement [12, 16, 32]. However, these frameworks fail to provide a complete solution for policy-compliance – they either do not support, or are quite restrictive when specifying and enforcing certain kinds of policies. The primary reason for these shortcomings is the association

of policies with the database schema. These frameworks enforce all the policies associated with a field, irrespective of how or in which context the data is being used.

Normally, Web services expose interfaces or APIs that perform certain functionality by accessing the data from the server. As different APIs may access the same sensitive field but use them differently, e.g., one API may access a list of salaries and the other an average of salaries, the policies should be specific to what the API does with the data instead of which field is being accessed by the API. Building on this feature of Web services, an optimal solution would be to associate the policies with specific APIs and enforce them on the outputs of these APIs. However, the outputs of the APIs may differ based on the frontend’s language requiring multiple enforcement mechanisms. To this end, we leverage the features of the Representational State Transfer (REST) architectural style [11], a widely used style for building Web services.

Web services that are built in the REST architectural style, or *RESTful* Web services, are client-server applications where the client-side code and the server-side code are loosely coupled offering flexibility to evolve both without affecting the other in a major way [11]. RESTful Web services provide a uniform interface (REST APIs) for identifying a resource on the server, i.e., the response that these APIs output is represented uniformly, mostly as a JSON or XML object. The client(s) can be implemented in a completely different language and still be able to meaningfully work with the data returned by the server in such an architecture, thus making the REST APIs language-agnostic, and the application interoperable across different client-side languages. Recent years have seen a surge in employing the REST architectural style for building Web services as REST is an optimal architecture to provide these services [4, 15, 26]. In fact, most modern and widely used Web services like Twitter, Facebook, Gmail etc. are RESTful Web services [28] while more and more services are migrating to it.

Considering the properties of a policy enforcement mechanism, we propose ESTRELA, a framework that allows specification and selective enforcement of all kinds of policies in an efficient manner while keeping the Web application code policy-agnostic. ESTRELA allows policies to be associated with APIs, and enforces policies on the output of those APIs, i.e., the response object being sent back from the server. Given that RESTful Web services expose uniform interfaces, it is possible to associate privacy policies with the APIs and modify the response object that these APIs output. This removes the rigidity of always enforcing a fixed set of policies associated with the sensitive field every time it is accessed. Such an enforcement mechanism correctly applies only the required policies based on how the data is used and is more permissive than associating policies with the field. Although RESTful services satisfy a few more constraints than the ones mentioned above, ESTRELA can enforce poli-

cies for any Web service that has a decoupled server-client architecture with a uniform interface to identify resources on the server, thus going beyond only RESTful Web services. However, we focus on RESTful Web services in the remainder of the paper for explaining policy enforcement using ESTRELA.

In ESTRELA, the policies are specified centrally, similar to *contracts* [17, 31], and enforced using *tags* attached to the remote APIs exposed by the server instead of being added as intertwined checks in the API code. Generally, a contract specifies the expected functionality of a particular function or the API; in ESTRELA, contracts exclusively focus on the privacy aspect of the APIs and specify what privacy-policies the tagged-API should satisfy or adhere to, and what information is allowed to be accessed through or how sensitive information is handled by the API with respect to a particular context.

Unlike some existing frameworks [12, 32], ESTRELA is *database-agnostic* and does not require any modifications to the existing database. We require the policies to be *stateful*, the support for which is not provided in the existing frameworks. The statefulness of a policy helps when dealing with a list of objects. Interestingly, the policy state allows us, among other things, to limit the view of the existence of sensitive values in certain cases without which the policies might leak some (meta-)information about the data that was requested access to. ESTRELA is built in Python, and integrated with the Django REST framework [9]. For a language-agnostic approach that works with other languages, we also present a language-agnostic enforcement of ESTRELA at the cost of some performance overhead.

## 1.1 Contributions

In summary, the contributions of this work include:

- Design and implementation of ESTRELA for policy enforcement in RESTful Web services without modifying the existing code and the database.
- We identify different classes of policies required to be enforced for building a rich framework and show how ESTRELA enforces policies from each of them.
- We present a language-agnostic enforcement of ESTRELA that allows it to be easily integrated with applications built in languages other than Python, the language in which it is implemented.
- We demonstrate the practicality of ESTRELA by applying it to three case studies and evaluating its performance overhead as compared to that of the existing application. ESTRELA adds a very low, mostly negligible, overhead to the existing applications while requiring very minimal changes to the existing application.

## 2 ESTRELA Overview

Using an example, we show at a high level how the design of ESTRELA helps in policy enforcement while keeping the code policy-agnostic. Consider an event-management system that has a list of users who can create new events and invite other users to the events. Consider a resource identified by `https://example.api/myevents/` that always returns a list of events visible to the current user. The system has a policy that allows the users to see only those events that the current user is a part of, i.e., either an organizer or an invitee. Another resource identified by `https://example.api/events/<locid>` returns the list of events at a given location identified by `<locid>`. The user should see the names of the events at that location to which they are invited, but see “Private event” for all other events. Consider another resource identified by `https://example.api/events/<eid>/` that allows the current user to access the specific details of the event identified by `<eid>`. As per the above policy, based on whether the user is an invitee to that event or not, the user sees either the event’s details or only “Private event”. Without ESTRELA, the policies need to be checked for inside the code of the APIs, making the code-base much larger and more difficult to debug as and when policies are added to, modified, or removed from the system. Assume that `def` defines an API in the pseudocode below.

```

api-file
def myevents
  retrieve list of events for the user
  check policy that user is invited to the listed events
  return the filtered list of events
def events/<locid>
  retrieve list of events at <locid>
  check if user is invited return the name
  if not return “Private event”
def events/<eid>
  retrieve event <eid>
  check if user is invited return the details
  if not return “Private event” with no details

```

With ESTRELA, the policies can be specified separately that work on event objects and attach them to the APIs, keeping the code cleaner. In the pseudocode below, assume that `policy_fn` defines the different policies and `policy_apply` defines the list of policies that apply on the API it is associated with.

```

policy-file
policy_fn p-myevents
  if user is invited to event return event
  else return nothing
policy_fn p-event
  if user is invited to event return event
  else return “Private event” with no details

```

```

api-file

```

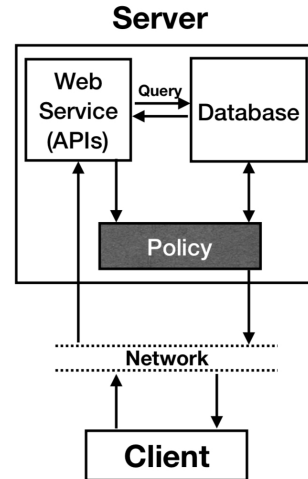


Figure 1: Application Architecture with ESTRELA Framework

```

def myevents (policy_apply p-myevents)
  ... # unmodified existing code
def events/<locid> (policy_apply p-event)
  ... # unmodified existing code
def events/<eid> (policy_apply p-event)
  ... # unmodified existing code

```

In different cases, ESTRELA enforces different policies as specified by the developer, but does not enforce all the policies associated with the data. With the existing frameworks, however, both the policies get enforced returning a subset of the actual list of events when accessing the events at a particular location. As the same policy applies to the last two resources, we reuse the `policy p-event`.

## 3 ESTRELA Policy Framework

Figure 1 describes the application architecture with the policy enforcement mechanism in place using ESTRELA. The server accepts incoming requests on different APIs and performs the required query on the database – it either gets some data from the database or puts/updates some data in the database based on the functionality of the API. The response to be sent to the client is created in the API. If there are policies associated with the API, the policies are applied on the response object and a new response object is created. The policies have access to the database to retrieve more information, if required, for evaluating some conditions – this might be some information that is not contained in the current response object.

### 3.1 Policy Classes

ESTRELA supports the specification and enforcement of a rich-class of policies. With respect to *Requirement 1*, we

identify the different classes of policies that cover the different kinds of policies that a developer would want to specify:

1. *Policies that restrict access to sensitive data (and its meta-data) completely.* For instance, in an employee-database, the salary of the employees might be considered sensitive information and be accessible only to the employees themselves. Such policies can also be associated with a set or join of two or more fields (possibly, from two or more different tables) when such a join might reveal identifiable information or private information that is otherwise not private individually. For instance, in an employee-database table having the fields name and age, it might be acceptable to access either the names or the ages of the employees individually but data linking the name and the age might only be accessible to the employee whose name and age is being accessed or to an employee from a specific department.
2. *Policies that reveal the existence of some sensitive data but no other information about the data.* In certain cases, the developer might want to specify a policy that indicates that a sensitive value exists in the database but not the details of the sensitive value. For instance, consider a public-calendar where a user can check if a location is free or not for organizing an event or having a meeting at a given time. If there is another event or meeting at the chosen time, it should show up in the calendar; however, its specific details must not be visible to the user unless the user has been invited to or created that event or meeting.
3. *Policies that allow parts of sensitive information to be released, and aggregation over a set of sensitive data.* In many cases, instead of completely denying access or hiding the sensitive information, some information about the sensitive values must be released. For instance, the last four digits of the credit-card should be revealed after a transaction is complete. Or there might be cases where a developer might want to reveal some aggregate information like the average of a set of sensitive data. For instance, it might be acceptable to release the number of employees in a particular age-group but not the individual ages of the employees.

Prior works selectively allow policy specification from some of these classes but not all, thus enforcing restrictive policies in the other cases. For instance, Qapla [16] modifies the low-level SQL queries, which makes it difficult to specify only the existence of a sensitive value requiring materialized views that need constant updating to achieve the same. Similarly, Jacqueline [32] allows multiple (and default) views of an object to be stored and retrieved but does not support policies that are associated with a set of sensitive fields, and perform aggregate operations on multiple views of the data.

## 3.2 Policy Specification

The policies are specified as contracts separately from the actual code of the backend. The policies are defined as functions that take the current context – user, and the query parameters – and the object (data on which the policy applies) as arguments. It also maintains an internal state for tracking additional information and for optimization purposes. The `@policy_fn` tag identifies a policy. The policy function returns a Boolean value, and a default value for the object. The Boolean value indicates whether the object is allowed to be viewed by the current user – `True` indicates that the data is visible in the current context and can be sent without any modifications; `False` indicates that the data is sensitive at the current context, and based on whether a default value is specified or not, returns the default value or hides the data completely.

We describe how different types of policies from each of the classes identified before can be specified in ESTRELA using the example of a company’s intranet website. The site’s database has the following tables:

1. `User` containing the fields `empid`, `name`, `age`, `address`, and `dept` – it contains the details of the employees of the company like their id, name, age, address, and department in which the employee works
2. `Payroll` containing the fields `empid`, and `salary` – the details of employee salaries
3. `Post` containing the fields `author`, `message`, and `privacy` – this table records the different posts by users on the social section of the intranet and the privacy or visibility of those posts.
4. `Friends` having the fields `userid`, and `friendid` – contains information on friendship between various users in the organization for the social section
5. `Followers` having the fields `userid`, and `followerid` – contains information of which user is following the posts of which user in the social section

**Field-level Policies.** Suppose that the site enforces a policy that allows only a user’s friend to see the user’s age. The function below specifies this policy.

```
1 @policy_fn
2 def age_policy(state, user, obj):
3     # Employee whose age is being accessed and
4     # the employee's friends
5     empid = obj['empid']
6     friends = obj['friends']
7     if user.empid in friends or empid == user.empid:
8         return True, {}
9     else:
10        return False, {}
```

The `obj` argument is one row in the dataset that has been accessed by the API. In this example, `obj` has at least two fields, `empid` and `friends`, which are accessed to check if the current user's id is the same as the object's id or if the current user's id is included in the list of ids of the employee's friends. If so, the policy returns `True` to indicate that the user can see the age of the employee, else returns `False` to hide the row from the current user.

**Aggregate Policies.** The individual salary of the employee is only visible to the employee or an employee in the HR department. However, an employee can access the average salary of the employees in his/her department. The policy is specified as:

```

1  @policy_fn
2  def aggregate_policy(state, user, obj):
3      avg = Payroll.objects.filter(dept=user.dept).aggregate(
4          ↪ Avg('salary'))
5      if avg.salary__avg == obj['salary__avg']:
6          return True, {}
7      else:
8          return False, {'salary__avg': avg.salary__avg}

```

As the policy enforcement works on computed data, for it to confirm aggregation of sensitive data as per the policy, it needs to assert that the computed data is the same as what would have been allowed by the policy. This requires computation of the aggregate value again, which requires access to the database to get the appropriate information. Instead of checking against the computed value, the policy can also just return the aggregate value, thus avoiding the additional check in the policy code.

**Default Values and Stateful Policies.** The site enforces a policy that allows users to see other users' *public* posts if they are following them and their *private* posts if they are their friends. In case they are neither, they see a default value – “Follow user to see posts”. The snippet below models this example scenario.

```

1  @policy_fn
2  def user_policy(state, user, obj):
3      # User whose post is being accessed
4      postUID = obj['author']['empid']
5      # Privacy of the post being accessed
6      postPriv = obj['privacy']
7      if 'isNone' in state and state['isNone'] == True:
8          return False, {}
9      elif 'isFriend' in state and 'isFollowing' in state:
10         isFriend = state['isFriend']
11         isFollowing = state['isFollowing']
12     else:
13         friend_ids = [u.empid for u in user.friends.all()]
14         following_ids = [u.empid for u in user.following.all()
15             ↪ ()]
16     if postUID in friend_ids or postUID == user.
17         ↪ empid:

```

```

16         isFriend = True
17         isFollowing = True
18     elif postUID in following_ids:
19         isFollowing = True
20         isFriend = False
21     else:
22         isFollowing = False
23         isFriend = False
24         state['isFriend'] = isFriend
25         state['isFollowing'] = isFollowing
26     if isFriend or (isFollowing and postPriv == False):
27         return True, {}
28     elif postPriv == True:
29         return False, {}
30     else:
31         state['isNone'] = True
32         return False, {'body': 'Follow user to see posts'}

```

In the example, on line 26, the return value indicates that the user can view the actual post. On line 28, the return value indicates that the user can neither observe the actual post nor the default value – this is similar to marking the existence of the post as sensitive. On line 30, the function returns the default value for the current post as should be observable by the current user. This returns only one instance of the default value because the policy maintains an internal state (line 7) that allows this expressiveness. Without the state, the policy might leak information about the number of posts if the policy returned a default value for every public post. If required, the policy could be modified to return the default value multiple times by maintaining the state accordingly. On lines 13 and 14, the policy accesses the database to retrieve information about whether the current user is a friend or follower of the user whose post is being accessed.

**Complex Policies.** The address of an employee is selectively visible to other employees – friends of an employee can see the complete address, employees in the Transportation department can see the neighborhood of an employee to arrange a drop-off, while other employees see only the city name.

```

1  @policy_fn
2  def address_policy(state, user, obj):
3      # Employee details
4      empid = obj['empid']
5      address = obj['address']
6      friends = obj['friends']
7      if user.empid in friends or empid == user.empid:
8          return True, {}
9      elif user.dept == "Transportation":
10         nadd = get_neighborhood(address)
11         return False, {'address': nadd}
12     else:
13         city = get_city(address)
14         return False, {'address': city}

```

This example defines multiple default values based on the context. If the user is in the Transportation department, a default value to be released for that setting is computed. If not, and the user is not a friend of the employee, the user sees a different default value. The defaults, in this case, do not have to be pre-computed and carried around. Working at the API level, allows ESTRELA to work on the response object and the flexibility to associate different default values with it based on the current context. In existing frameworks, this feature would require additional views that have to be precomputed.

### 3.3 Policy Enforcement

As mentioned earlier, the policies are attached to the API calls. The `@policy_apply` tag on an API indicates that a set of policies apply to that API; the set of policies that apply are passed as an argument to the tag and are names of the policy functions defined previously. The policy functions are normally applied at the end of the API call. The policy function takes in the response object that the API constructs. The response object is a list of field-value lists that contains the rows fetched from the database. ESTRELA itself is independent of how the models are represented in the database or how the data is accessed from the database.

To illustrate the enforcement mechanism in ESTRELA, suppose users Alice and Bob want to access posts by another user, Charlie. Alice is Charlie's friend and can see all her posts while Bob is neither Charlie's friend nor following her and should only get the default message.

```
1 @policy_apply (user_policy)
2 def get_user_post(request):
3     # Get a specific user's posts
4     ...
```

The policy `user_policy` (line 1) applied on the `get` API for returning the posts of a particular user would then return all Charlie's posts when the user is Alice as Alice is Charlie's friend. When Bob tries to access Charlie's post, the API returns "Follow user to see posts". The policies can be reused if other APIs access the same fields and are subject to the same conditions.

```
1 @policy_apply (user_policy)
2 def get_user_post(request):
3     # Get a specific user's posts
4     ...
5
6 @policy_apply (user_policy)
7 def get_all_post(request):
8     # Get all posts
9     ...
```

At the same time, ESTRELA also allows the developer to specify separate policies for the same field, if required. For instance, in the company's intranet example, the access of

salaries in different scenarios might be subject to different conditions. There might be two policies that govern what information needs to be released – an individual's salary can be accessed only by that individual or an employee in the HR department of the company while all employees can see the average salary of the department they are a part of.

```
Policy file
@policy_fn
def aggregate_salary_policy(state, user, obj):
    avg = Payroll.objects.filter(dept=user.dept).aggregate(
        ↪ Avg('salary'))
    if avg.salary__avg == obj['salary__avg']:
        return True, {}
    else:
        return False, {'salary__avg':avg.salary__avg}
```

```
@policy_fn
def salary_policy(state, user, obj):
    if empid == user.empid or user.dept == "HR":
        return True, {}
    else:
        return False, {}
```

```
API file
@policy_apply (salary_policy)
def get_user_salary(request):
    # Get a specific user's salary
    salary = Payroll.objects.filter(empid=user.empid)
    ...

@policy_apply (aggregate_salary_policy)
def get_dept_aggregate_salary(request):
    # Get aggregate salary of user's dept
    salary__avg = Payroll.objects.filter(dept=user.dept).
        ↪ aggregate(Avg('salary'))
    ...
```

The association of policies with APIs allows this flexibility of specifying different policies for the same field while not having to apply all policies for that field on the data and taking a join of the policy-compliant data [16] or maintaining separate views of the data [32].

### 3.4 Threat Model

The goal of ESTRELA is to provide ease of policy specification in Web services for developers by separating the policy code from the actual API code. ESTRELA ensures that the APIs tagged with a particular policy satisfy the privacy conditions specified in that policy. This helps prevent security bugs in the API code by controlling what information the API returns. ESTRELA, however, does not guarantee policy compliance in case the developer forgets appropriate checks in the policy or tagging an API with the right policy. Leaks due to side channels or by collusion between different users are not handled by ESTRELA. ESTRELA primarily supports

server-side policies and does not address client-side application leakages, i.e., if the client application takes a sensitive value and sends it out to some unauthorized sinks. This can, however, be prevented by building the client application using an information-flow tracking language like Jeeves [33]. ESTRELA is agnostic of what technique is used on the client-side to enforce information flow control and can label data with its sensitivity for allowing the client-side to process it accordingly. ESTRELA does not prevent any hardware-level bugs or vulnerabilities.

## 4 Enforcement

ESTRELA is implemented in Python on top of the Django REST framework (DRF) [9]. Policies are Python functions that take the policy state, the current context, data (the response object), and any extra filtering information included as part of the request URL's parameters. The policies return a Boolean that indicates whether or not the response object needs to be modified and the field that needs to be modified with the correct value for that field as per the policy.

The tag `@policy_fn` is implemented as a function *decorator* that wraps the policy function and dictates how the policy applies on the data. A decorator is a function that takes a reference to another function as an argument, and modifies its functionality dynamically by performing pre- and post-function call operations, without modifying the existing function [21]. The pre-function call operations can modify the arguments being passed to the function while the post-function call operations generally work on the return value of the function call. Inside the function, identified by the decorator `@policy_fn`, we iterate through the list of rows that the API call returns and apply the policy on each row. This function also defines the internal state that the policy uses. The policies can be reused for different APIs if the two APIs access the same fields from the database. For enforcing policies, we define another decorator function for the tag `@policy_apply` that takes a set of policies as input and works on the response object created by the API. Each policy in the set is then applied to the response object, which returns a possibly modified response object that the API can return to the client. Using the decorators, the policies can be specified together as a set of arguments separately from the API code, and applied whenever the API is invoked. ESTRELA's implementation consists of a library file – `estrela.py` – that implements the functionality of the two functions over 50 lines of Python code.

### 4.1 Integrating ESTRELA with Legacy Django Applications

As ESTRELA is built on top of DRF, it is quite easy to integrate ESTRELA, as is, with existing Web applications built

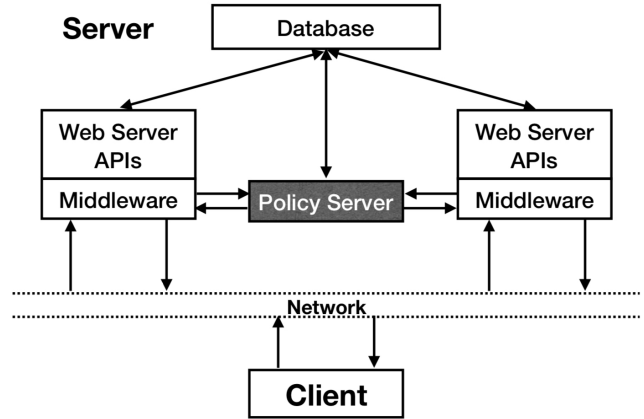


Figure 2: Language-agnostic Enforcement using ESTRELA

using Django. However, Django applications that do not separate the client-server functionality might need some modifications to support policy enforcement using ESTRELA. In applications that have an interface exposed to the clients, ESTRELA can be integrated by including the library file `estrela.py` in the policy file and the files that attach the policies to the APIs. The APIs that have to comply with a policy `p` need to be tagged with `@policy_apply(p)`, and the policies themselves need to be tagged with `@policy_fn`. ESTRELA, then, ensures that policies attached to different APIs are respected and enforced before sending the response object.

### 4.2 Language-Agnostic Enforcement

ESTRELA is implemented as part of the Django REST framework, and works without any modifications with applications built using Django [10]. However, ESTRELA in its current form doesn't support applications built on top of other REST frameworks like PHP Laravel [14] or Ruby on Rails [23]. To this end, we extend ESTRELA to provide a language-agnostic enforcement and enforce policies across applications built in any framework. Figure 2 shows this enforcement. We deploy ESTRELA on an external server – `policy-server` – that talks to the actual server and enforces policies as per the requirement of the developer. The `policy-server` maintains an interface similar to the one the actual server(s) exposes to the clients. The policies are attached to the APIs declared in the interface on the `policy-server`, and implemented as usual. The `policy-server` is also provided with the database schema that the actual server(s) queries on. This helps ESTRELA to query additional details for policy enforcement, if required.

The server registers a middleware service to talk to the `policy-server`. Generally, a middleware service associated with the server intercepts the requests being sent to the server and the responses being sent back from the server. The middleware services can filter and alter the requests and responses, and do additional authentication or autho-

rization checks among other things. In our setting, the middleware service registered for policy enforcement routes the response object to the policy-server, hosted possibly on the same server at a different port. The policy-server receives the request from the middleware service on a particular interface that corresponds to the interface at the actual server on which the original request was received. The policy-server then enforces the policies on the object received through the request and sends it back to the middleware service as a new response object, which is then forwarded to the client. The only modifications required in this enforcement is the addition of a middleware service that talks to the policy-server for enforcement. Alternatively, the policy-server could intercept all requests coming to the server and responses going from the server, and accordingly apply the policy when the final response object is being sent by the server based on the interface to which the request sent was intercepted. The interception could be done in a manner similar to how Whip [31] intercepts requests and responses, and matches them for checking specifications.

The language-agnostic enforcement works well even in cases when the server-side code is written in multiple languages exposing different sets of APIs as shown in Figure 2. In such a scenario, all the services, written in possibly different languages, communicate with a single policy-server making the policy-server the single “point-of-contact” to enforce and specify policies. The policies can all be specified in ESTRELA as a separate service, which eases the task of the policy specification and auditing, as the policy developer or the auditor does not have to understand multiple languages to ensure that the policies are specified correctly.

In the implementation, we include a library file – `estrela_middleware.py` – that defines the middleware’s functionality. The implementation of the middleware consists of around 30 lines of code. Although the library file is written in Python for Django applications, a similar library file can be created for different languages used for developing Web services – we anticipate that a similar file in other languages would also be only as long as `estrela_middleware.py`.

## 5 Case Studies

We have designed and implemented three Web applications in ESTRELA. We modify some of the existing implementations by adding additional features for specifying meaningful policies and migrating them to the REST architecture, if needed, to study the ease of porting existing applications to ESTRELA. The first is a social-networking site, á la Twitter and Instagram, which allows users to post messages and to follow other users’ activity. The second is a health-record management system that contains medical and personal information of the patients, and the third is a multi-user conference management system that lets users add, edit, remove papers for a conference. In this section, we describe the

functionality of these applications, the policies that we apply, and how these policies are implemented and enforced using ESTRELA. The case studies that we consider are all built in Django as our implementations target Django applications. We evaluate both the enforcements – ESTRELA integrated with Django REST framework, and the language-agnostic enforcement of ESTRELA.

### 5.1 Social-Networking Site

Social-networking sites involve multiple users posting information and sharing it with other users. Users in these sites track the activity of other users by “following” them while users see no activity related to the users they are not following. The users can choose to expose their posts or activity to all users or to the users who are following them. We modify an existing social-networking site, Vataxia [22], by implementing the functionality to follow users and the information that the user posts. The application allows new users to be added to the system and to search for users to follow them. The users can be either administrators or normal users. The frontend of the application is written in ReactJS, but could have been written in any other language as the frontend is a black-box for ESTRELA.

One policy that the site enforces is that a user’s posts are accessible by the users that follow the current user. All other users see a default value - “Follow user to see posts”. The policy starts by checking if the user is logged in, and if so, is any of the state variable set, in which case the policy can return the appropriate Boolean value and the default value, if any. Additionally, the policy allows administrators to view all posts irrespective of whether they follow the user or not for moderation purposes. The policy is shown below:

```

1 @policy_fn
2 def follower_only_policy(state, user=None, obj=None, get
   ↪ =None, post=None):
3     # User None means AnonymousUser
4     if user is None:
5         return False, {}
6     elif 'admin' in state and state['admin']:
7         return True, {}
8     elif 'repeat' in state and state['repeat'] == False:
9         return False, {}
10    elif 'is_following' in state and state['is_following']:
11        return True, {}
12    elif Administrator.objects.filter(user=user):
13        state['admin'] = True
14        return True, {}
15    else:
16        following_ids = [u.id for u in user.following.all()]
17        user_id = obj['user']['id']
18        if user_id in following_ids or user_id == user.id:
19            state['is_following'] = True
20            return True, {}
21    else:
22        state['repeat'] = False

```



```

23         return False, {'body': '[REDACTED] Follow
           ↪ user to see posts'}

```

We apply this policy on the *get* API of posts related to a particular user. The current user authenticates and logs into the system and can search for a user from a list of users. For the user searched, the current user has the option to view the user's profile and posts. Based on the policy specified above and the current user's credentials, the current user can either view the posts of the user or views the default value that asks the current user to follow the user. The snippet below shows the application of policy on the unmodified API code. Even if the code contained some policy-checks, the policy would still run fine and not require any modifications to the code itself.

```

1 @policy_apply (follower_only_policy)
2 def get(request):
3     # List posts
4     posts = Post.objects.all()
5     # Perform some filtering based on the request
6     posts = post_filter(request, posts)
7     if type(posts) == Response:
8         return posts
9     return Response(PostSerializer(posts, many=True).
           ↪ data)

```

## 5.2 Healthcare System

Healthcare systems handle a lot of personal and medical data of patients. These systems are accessible by doctors, nurses and other entities, and should comply with privacy standards like the Health Insurance Portability and Accountability Act (HIPAA) [19]. Doctors and nurses can access a patient's information and medical history for treatment purposes. The data is also revealed for marketing purposes and to third-parties like insurance companies. Admins can access a patient's information for scheduling appointments and handling other logistics. All in all, access to the sensitive data is governed by a lot of policies, both institutional and governmental.

We implement a simple healthcare system that contains a few doctors, nurses, third-parties, and patients. The schema includes the following tables: UserProfile, Admin, CoveredEntity, Disease, Patient, and Comments. A user can either be an admin, or a covered entity, or a third-party, or a patient. The site enforces different policies like — a doctor or a nurse can only access the list of patients being treated by him/her while the admin can see only the personal details of the patients, and only a doctor or a nurse treating a particular patient can access the patient's medical history, in this case the diseases. We show the implementation of the first policy in ESTRELA. The *obj* is a row from the Patient table. Depending on the user, we either return the list of all patients with hidden disease and comments, or return the list of patients visible to the current user.

```

1 @policy_fn
2 def patient_policy(state, user=None, obj=None, get=None
           ↪ , post=None):
3     if user is None:
4         return False, {}
5     elif 'admin' in state and state['admin']:
6         return False, {'disease':'', 'comments':''}
7     elif Admin.objects.filter(user=user):
8         state['admin'] = True
9         return False, {'disease':'', 'comments':''}
10    else:
11        staff = Staff.objects.filter(user_id=user.id)
12        patient = Patient.objects.filter(pk=obj['id'])
13        for i in staff:
14            if i in patient[0].staff.all():
15                return True, {}
16    return False, {}

```

The *patient\_policy* is applied on the *get* API of the view that accesses the list of patients. It is also applied on the *get* API that accesses the information of a particular patient. A more involved policy that we enforce is shown in the Appendix; the policy when implemented in the code required enforcement in multiple files, while in ESTRELA the other files did not require any changes.

## 5.3 Conference Management System

We modify an existing conference management system built in Jacqueline [32], using Django, to expose RESTful APIs instead of working with the object-relational mapping. We keep all the features of the existing system like creating users and conferences, adding papers and roles for users, etc. while removing its dependence on the Jeeves library and the functionality to handle faceted values; the database also does not contain additional fields for handling facets. We enforce the policies by moving their enforcement from the database schema to the APIs.

One of the policies we enforce is that a user's profile is visible to only the user and the chair of the conference. The policy is shown below.

```

1 @policy_fn
2 def profile_policy(state, user=None, obj=None, get=None,
           ↪ post=None):
3     if user is None:
4         return False, {}
5     elif 'admin' in state and state['admin']:
6         return True, {}
7     elif Admin.objects.filter(user=user):
8         state['admin'] = True
9         return True, {}
10    else:
11        u = UserProfile.objects.get(username=obj['
           ↪ username'])
12        cu = UserProfile.objects.get(username=user.
           ↪ username)
13    if u == cu or cu.level == 'chair':

```

```

14         return True, {}
15     else:
16         return False, {}

```

## 6 Evaluation

We evaluate ESTRELA by comparing the code changes required on existing applications and the overhead it incurs due to the policy checking. We demonstrate that ESTRELA is easy to integrate with existing applications, and incurs almost negligible overheads, showing its effectiveness and usefulness.

### 6.1 Code Changes

In all the case studies, we include the library file `estrela.py` in the application, and add the policy file that specifies the policy above. The policy file is then included by the view that attaches the policy to the APIs. In all, we add 3 lines to the existing application code to include the policy functions and attach it with the API. All other code in the application remains the same. For ESTRELA in the policy-server, we add a new middleware to the application by modifying the configuration of the application. We also include the middleware service for enforcing the policies, i.e., `estrela_middleware.py`, in the application. In all, we modify 2 lines of code in the existing application’s settings, and include the middleware library file to enforce the policies alongwith the middleware to send the response objects to the policy-server.

### 6.2 Performance

We evaluated the performance overhead of ESTRELA with respect to having no policies in the code, and policies intertwined with the code. We also measure the performance of ESTRELA when hosted on a separate policy-server. The policy-server is hosted on the same server on a different port. We ran our tests on a MacBook Pro having an 8 GB RAM and 3.1 GHz Intel Core i5 processor, running MacOS High Sierra 10.13.6. We report the numbers for the social networking case-study presented earlier, by measuring the time taken by the application to access all posts of a user in the different scenarios. We automated the process of sending requests to the server that requested access to all posts in the system posted by a particular user, and measured the average time taken for processing the request and policy enforcement over 50 runs. We ran this process in the context of a particular user, who was authenticated while sending the request. We do this for different number of posts in the system that are generated automatically before the processing starts and related to some random user. We modified Django-timelog [24] and used it to log the request times for the posts.

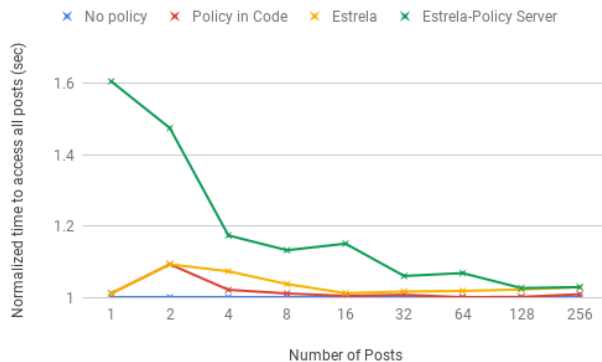


Figure 3: Time taken to request and access all posts via `get`

# Posts	No pol.	Pol. in Code	ESTRELA	EPS
1	0.094	0.095	0.095	0.151
2	0.162	0.177	0.177	0.239
4	0.288	0.294	0.309	0.338
8	0.568	0.574	0.589	0.643
16	1.057	1.061	1.069	1.216
32	2.177	2.192	2.212	2.307
64	4.249	4.249	4.324	4.537
128	8.638	8.646	8.826	8.861
256	17.195	17.34	17.687	17.681

Table 1: Time taken to request and access all posts via `get` with no policies, policies in code, ESTRELA, and ESTRELA in Policy Server (in sec.)

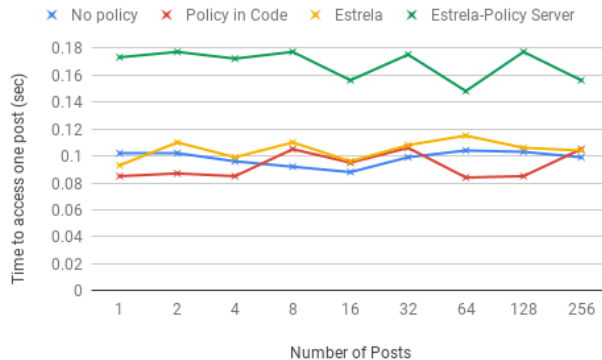


Figure 4: Time taken to request and access one post via `get`

Figure 3 shows the normalized time taken in all the scenarios. Table 1 shows the actual time taken to access all the posts in the different scenarios. The average overhead for accessing all posts with policy in code against an application with no policies is around 1.7% and for accessing all posts in ESTRELA against having policies in code is also around 1.7%. ESTRELA adds very little overhead (around 3.4%) to the existing application with no policies, which demonstrates its practicality. ESTRELA on the policy-server experiences larger overheads when only a single object is accessed. However, for more objects the overheads reduce dramatically; the reason for the large overhead is the additional network requests and responses between the server and the policy-server. The overheads have a visible effect when the policy-server is handling only one object, but for a set of objects the time taken to enforce policy minimizes the effect of additional request and response.

The overheads are negligible because the only additional task that ESTRELA does is to call the policy function; the enforcement time for the policies is almost the same as with policies intertwined with the code. In the experiments, the majority of time is spent fetching the data because of a foreign-key that the table `Post` has referring the table `UserProfile`. Thus, every post that is fetched does an additional fetch to retrieve the user information resulting in a larger request processing time.

We also measured the time taken to access one post of a randomly chosen user in the different scenarios by sending requests to the server in the context of a particular user. Figure 4 shows the time taken. The time taken is almost the same and is in the range of 0.08 sec to 0.11 sec with the scenario containing no policies slightly on the lower side and the measurement with ESTRELA being slightly on the higher side. ESTRELA on policy-server incurs an additional overhead of sending request and response to (from) the policy-server.

## 7 Related Work

We describe some of the most closely related works to ESTRELA, most of which deal with enforcing policies on the server-side of applications that communicate with a database to retrieve and store sensitive data. The design of ESTRELA is inspired by the work on specifications using contracts in Whip [31], and policy enforcement in Hails [12], Jacqueline [32] and Qapla [16]. ESTRELA addresses the shortcomings of the existing policy enforcement frameworks by designing an alternative policy enforcement mechanism, and leveraging the features of RESTful Web services. Unlike Whip, ESTRELA uses contracts for specifying privacy policies, and modifies the response that is sent back to the client.

Hails [12] is an *MPVC* Web framework that adds policies declaratively alongside database schemas and tags every piece of data in the system with a label. These labels are

carried around as the data flows in the system and checked by a trusted runtime when leaving the system. The focus is to control the flow of data instead of enforcing richer policies. Similarly, Jacqueline [32] is a framework to track information flow in applications dynamically using the policy-agnostic design paradigm. Jacqueline relies on a modified database that stores multiple views of data based on who is allowed to access what. It additionally allows specification of default values, but does not support policies that are linked to a set of sensitive fields in the database or policies involving data-aggregates. Qapla [16] is a framework to control the access of data by applications based on the current context, and is primarily an access-control enforcement. The policies are specified as SQL `WHERE` clauses that define what information is allowed to be accessed and in what contexts. It works by modifying the low-level SQL queries being made to the database from the application, and adding the policies to the queries. It does not support specification of default values that reveal the existence of a sensitive value, and applying multiple policies might return redundant data-rows, but is better when enforcing strict access-control.

ESTRELA can be integrated easily with the frameworks described above taking the best of both worlds, handling all the issues that the other frameworks do not handle. For instance, Jacqueline can be integrated with ESTRELA to perform information flow control in the client-side and specify different kinds of policies that Jacqueline does not support. Similarly, Qapla can be used to perform strict access-control in some cases, while ESTRELA can be used to specify defaults and handle policies that are performance-intensive in Qapla.

Ur/Web [6] is a domain-specific language for programming Web applications, which includes a static information flow analysis called UrFlow [5]. Policies are expressed in the form of SQL queries and can express what information a particular user can learn. DataLawyer [29] is a system to analyze data usage policies that checks these policies at runtime when a query is made to the database. The policies are specified in a formal language based on SQL. It allows quite expressive policies but checks all policies whenever the database is queried. CLAMP [20] protects sensitive data leakage from Web servers by ensuring that the data can only be accessed by an authorized user by isolating the application on behalf of different users. The idea is to isolate user sessions and instantiating a new virtual Web server instance for every user session. The queries to the instance are restricted to query about data accessible to the current user.

There are quite a few other techniques that use information flow tracking for enforcing policies in Web applications that talk to a database. SIF [7] is a framework for developing Web applications that respect some confidentiality policies. The framework is built on top of Jif [18], an extension of Java with information flow control, and enforces information flow control in Java Servlets. Besides being language-

specific, SIF also incurs quite some overhead because of the analysis. SeLINQ [25] is another information flow control system to enforce policies across database boundaries that modifies a subset of F# with database queries to perform information flow analysis. Both these systems label information and track its flow through the application and guarantee that information flows as per the policies but are specific to the respective languages.

Riverbed [30] is another server-side information flow tracking system but enforces user-specified policies on the server guaranteeing that the server-side does not accidentally leak the data to unauthorized sinks. In contrast, ESTRELA focuses on enforcing developer-specified policies while making it easier for the developer to make the application policy-compliant.

RESIN [34] allows developers to check data-flows in the program using assertions, which are checked at sinks in the program without developer-added checks. It can also express rich policies as assertions in the program. Nemesis [8] focusses on preventing authentication and access control vulnerabilities in Web applications by using dynamic information flow tracking. Sen *et al.* [27] propose Legalease language for stating privacy policies using Deny and Allow clauses and enforce it on big data systems. The language is simple allowing easy policy specification by the developers and does partial information flow tracking to catch violations of privacy policies, but can express only a smaller subset of policies than ESTRELA.

Passe [3] allows enforcement of learned security policies by running applications as a set of isolated or sandboxed OS processes and restricting what data each process can access or modify. The principle behind Passe is to separate the privileges of various parts of an application as per its requirements and granting least privilege access, as required, for running the isolated parts. The constraints are discovered in a learning phase inferring the data-flows and control-flows in the application to limit the flow of data. ESTRELA, on the other hand, associates developer-specified policies with the various APIs and enforces them at the API level.

CoSMeDis [2] is a distributed social-media platform that provides confidentiality guarantees for a set of policies. The policies are specified as part of the kernel code that is formally verified in Isabelle proof assistant to guarantee *non-interference*. The code is extracted to Scala programming language and requires the process to repeat every time a policy is changed or added. A similar conference management system [13] guarantees server-side non-interference but has the policies embedded in the formally verified kernel code that needs to be extracted every time the policies change.

## 8 Conclusion

We have presented ESTRELA, a framework that ensures policy-compliance in RESTful Web services by leveraging

the fact that these services provide a uniform interface for the clients to work with. ESTRELA allows specification of different classes of policies separate from the application code, and enforces them by attaching them to the APIs based on the context. It works on the response object of the APIs, giving it the flexibility to selectively apply policies based on the object and the requirements. ESTRELA is integrated with the Django REST framework and requires very little changes to existing applications built using Django to enforce policies. We also presented a language-agnostic enforcement of ESTRELA that allows applications written in languages other than Python to specify and enforce policies. We show that ESTRELA incurs almost negligible overhead while enforcing expressive policies while keeping the application code policy-agnostic.

## References

- [1] AUSTIN, T. H., YANG, J., FLANAGAN, C., AND SOLAR-LEZAMA, A. Faceted execution of policy-agnostic programs. In *Proceedings of the Eighth ACM SIGPLAN workshop on Programming languages and analysis for security* (New York, NY, USA, 2013), PLAS '13, ACM, pp. 15–26.
- [2] BAUEREISS, T., GRITTI, A. P., POPESCU, A., AND RAIMONDI, F. CoSMeDis: A Distributed Social Media Platform with Formally Verified Confidentiality Guarantees. In *2017 IEEE Symposium on Security and Privacy (SP)* (May 2017), pp. 729–748.
- [3] BLANKSTEIN, A., AND FREEDMAN, M. J. Automating isolation and least privilege in web services. In *2014 IEEE Symposium on Security and Privacy* (May 2014), pp. 133–148.
- [4] CASEY, M. The Rise of APIs and What It Means. <https://dzone.com/articles/the-rise-of-apis-and-what-it-means>, 2018.
- [5] CHLIPALA, A. Static checking of dynamically-varying security policies in database-backed applications. In *Proceedings of the 9th USENIX Conference on Operating Systems Design and Implementation* (Berkeley, CA, USA, 2010), OSDI'10, USENIX Association, pp. 105–118.
- [6] CHLIPALA, A. Ur/Web: A Simple Model for Programming the Web. In *Proceedings of the 42nd Annual ACM SIGPLAN-SIGACT Symposium on Principles of Programming Languages* (New York, NY, USA, 2015), POPL '15, ACM, pp. 153–165.
- [7] CHONG, S., VIKRAM, K., AND MYERS, A. C. Sif: Enforcing confidentiality and integrity in web applications. In *Proceedings of 16th USENIX Security Symposium on USENIX Security Symposium* (Berkeley, CA, USA, 2007), SS'07, USENIX Association, pp. 1:1–1:16.
- [8] DALTON, M., KOZYRAKIS, C., AND ZELDOVICH, N. Nemesis: Preventing authentication & access control vulnerabilities in web applications. In *Proceedings of the 18th Conference on USENIX Security Symposium* (Berkeley, CA, USA, 2009), SSYM'09, USENIX Association, pp. 267–282.
- [9] Django REST Framework. <https://www.djangoproject.com/>, 2017.
- [10] Django: The web framework for perfectionists with deadlines. <https://www.djangoproject.com/>, 2018.
- [11] FIELDING, R. T. *Architectural Styles and the Design of Network-based Software Architectures*. PhD thesis, University of California, Irvine, 2000. AAI9980887.

- [12] GIFFIN, D. B., LEVY, A., STEFAN, D., TEREI, D., MAZIÈRES, D., MITCHELL, J. C., AND RUSSO, A. Hails: Protecting Data Privacy in Untrusted Web Applications. In *Presented as part of the 10th USENIX Symposium on Operating Systems Design and Implementation (OSDI 12)* (Hollywood, CA, 2012), USENIX, pp. 47–60.
- [13] KANAV, S., LAMMICH, P., AND POPESCU, A. A Conference Management System with Verified Document Confidentiality. In *Computer Aided Verification* (Cham, 2014), A. Biere and R. Bloem, Eds., Springer International Publishing, pp. 167–183.
- [14] Laravel - The PHP Framework for Web Artisans. <https://laravel.com>, 2018.
- [15] LEVIN, G. The Rise of REST API. <https://blog.restcase.com/the-rise-of-rest-api/>, 2015.
- [16] MEHTA, A., ELNIKETY, E., HARVEY, K., GARG, D., AND DR-USCHEL, P. Qapla: Policy compliance for database-backed systems. In *26th USENIX Security Symposium (USENIX Security 17)* (Vancouver, BC, 2017), USENIX Association, pp. 1463–1479.
- [17] MEYER, B. Applying "Design by Contract". *Computer* 25, 10 (Oct. 1992), 40–51.
- [18] MYERS, A. C. Jflow: Practical mostly-static information flow control. In *Proceedings of the 26th ACM SIGPLAN-SIGACT Symposium on Principles of Programming Languages* (New York, NY, USA, 1999), POPL '99, ACM, pp. 228–241.
- [19] OFFICE FOR CIVIL RIGHTS (OCR). Summary of the HIPAA Privacy Rule. <https://www.hhs.gov/hipaa/for-professionals/privacy/laws-regulations/index.html>, 2013.
- [20] PARNO, B., MCCUNE, J. M., WENDLANDT, D., ANDERSEN, D. G., AND PERRIG, A. CLAMP: Practical Prevention of Large-Scale Data Leaks. In *Proceedings of the 2009 30th IEEE Symposium on Security and Privacy* (Washington, DC, USA, 2009), SP '09, IEEE Computer Society, pp. 154–169.
- [21] Python Decorators - Python Wiki. <https://wiki.python.org/moin/PythonDecorators>, 2016.
- [22] ROBERTS, B. Open source social network built with Django and Django REST framework. <http://vataxia.net/>, 2017.
- [23] Ruby on Rails. <https://rubyonrails.org>, 2018.
- [24] RUSHGROVE, G. Performance logging middleware and analysis tools for Django. <https://github.com/garethr/django-timelog>, 2012.
- [25] SCHOEPE, D., HEDIN, D., AND SABELFELD, A. Seling: Tracking information across application-database boundaries. In *Proceedings of the 19th ACM SIGPLAN International Conference on Functional Programming* (New York, NY, USA, 2014), ICFP '14, ACM, pp. 25–38.
- [26] SCHULTHESS, C. History of REST APIs. <https://www.mobapi.com/history-of-rest-apis/>, 2016.
- [27] SEN, S., GUHA, S., DATTA, A., RAJAMANI, S. K., TSAI, J., AND WING, J. M. Bootstrapping privacy compliance in big data systems. In *Proceedings of the 2014 IEEE Symposium on Security and Privacy* (Washington, DC, USA, 2014), SP '14, IEEE Computer Society, pp. 327–342.
- [28] Top 10 web APIs bridging today's technology. <https://blog.bynder.com/en/10-apis-bridging-todays-technology>, 2017.
- [29] UPADHYAYA, P., BALAZINSKA, M., AND SUCIU, D. Automatic enforcement of data use policies with datalawyer. In *Proceedings of the 2015 ACM SIGMOD International Conference on Management of Data* (New York, NY, USA, 2015), SIGMOD '15, ACM, pp. 213–225.
- [30] WANG, F., KO, R., AND MICKENS, J. Riverbed: Enforcing User-defined Privacy Constraints in Distributed Web Services. In *16th USENIX Symposium on Networked Systems Design and Implementation (NSDI '19)* (2019), USENIX, p. To appear.
- [31] WAYE, L., CHONG, S., AND DIMOULAS, C. Whip: Higher-order Contracts for Modern Services. *Proc. ACM Program. Lang.* 1, ICFP (Aug. 2017), 36:1–36:28.
- [32] YANG, J., HANCE, T., AUSTIN, T. H., SOLAR-LEZAMA, A., FLANAGAN, C., AND CHONG, S. Precise, Dynamic Information Flow for Database-backed Applications. In *Proceedings of the 37th ACM SIGPLAN Conference on Programming Language Design and Implementation* (New York, NY, USA, 2016), PLDI '16, ACM, pp. 631–647.
- [33] YANG, J., YESSENOV, K., AND SOLAR-LEZAMA, A. A Language for Automatically Enforcing Privacy Policies. In *Proceedings of the 39th Annual ACM SIGPLAN-SIGACT Symposium on Principles of Programming Languages* (New York, NY, USA, 2012), POPL '12, ACM, pp. 85–96.
- [34] YIP, A., WANG, X., ZELDOVICH, N., AND KAASHOEK, M. F. Improving application security with data flow assertions. In *Proceedings of the ACM SIGOPS 22nd Symposium on Operating Systems Principles* (New York, NY, USA, 2009), SOSP '09, ACM, pp. 291–304.

## Appendix

We enforce a more involved policy in the healthcare case-study:

1. Admin can see only the personal information of every patient.
2. Doctors can see all details of their own patients.
3. Nurses can see selected details of their own patients - they can't see the exact diseases but only the disease category; they can only see comments made by other nurses on the patient's file and not from the doctors
4. Patients can see everything on their own file

The actual policy is shown below.

```

1 @policy_fn
2 def patient_policy(state, user=None, obj=None, get=None
  ↪ , post=None):
3     if user is None:
4         return False, {}
5     elif 'admin' in state and state['admin']:
6         return False, {'disease':'', 'comments':''}
7     elif 'patient' in state and state['patient'] and state[
  ↪ patient_id] == obj['id']:
8         return True, {}
9     elif Admin.objects.filter(user=user):
10        state['admin'] = True
11        return False, {'disease':'', 'comments':''}
12    else:
13        disease_categories = [Disease.objects.get(name=
  ↪ dis).category.name for dis in obj['diseases'
  ↪ ]]
14        doctor_list = [s['username'] for s in obj['staff'] if s[
  ↪ 'is_doctor'] == True]
15        nurse_list = [s['username'] for s in obj['staff'] if s[
  ↪ 'is_doctor'] == False]
```

```

16     nurse_comments = [com for com in obj['
    ↪     comments'] if com['staff']['is_doctor'] ==
    ↪     False]
17
18     if 'doctor' in state and state['doctor'] and user.
    ↪     username in doctor_list:
19         return True, {}
20     elif user.username in nurse_list:
21         return False, {'diseases': disease_categories, '
    ↪     comments': nurse_comments}
22     else:
23         patient = Patient.objects.filter(user=user).first
    ↪     ()
24         if patient:
25             state['patient'] = True
26             state['patient_id'] = patient.pk
27             if state['patient_id'] == obj['id']:
28                 return True, {}
29             else:
30                 return False, {}
31         else:
32             state['patient'] = False
33             staff = Staff.objects.filter(user=user).first
    ↪     ()
34             if staff.is_doctor:
35                 state['doctor'] = True
36                 if user.username in doctor_list:
37                     return True, {}
38             else:
39                 state['doctor'] = False
40                 if user.username in nurse_list:
41                     return False, {'diseases':
    ↪     disease_categories, '
    ↪     comments':
    ↪     nurse_comments}
42     return False, {}

```