

Neural Lander: Stable Drone Landing Control using Learned Dynamics

Guanya Shi¹, Xichen Shi¹, Michael O’Connell¹, Rose Yu², Kamyar Azizzadenesheli³,
Animashree Anandkumar¹, Yisong Yue¹, and Soon-Jo Chung¹

Abstract—Precise trajectory control near ground is difficult for multi-rotor drones, due to the complex ground effects caused by interactions between multi-rotor airflow and the environment. Conventional control methods often fail to properly account for these complex effects and fall short in accomplishing smooth landing. In this paper, we present a novel deep-learning-based robust nonlinear controller (*Neural-Lander*) that improves control performance of a quadrotor during landing. Our approach blends together a nominal dynamics model coupled with a Deep Neural Network (DNN) that learns the high-order interactions. We employ a novel application of spectral normalization to constrain the DNN to have bounded Lipschitz behavior. Leveraging this Lipschitz property, we design a nonlinear feedback linearization controller using the learned model and prove system stability with disturbance rejection. To the best of our knowledge, this is the first DNN-based nonlinear feedback controller with stability guarantees that can utilize arbitrarily large neural nets. Experimental results demonstrate that the proposed controller significantly outperforms a baseline linear proportional-derivative (PD) controller in both 1D and 3D landing cases. In particular, we show that compared to the PD controller, *Neural-Lander* can decrease error in z direction from 0.13m to zero, and mitigate average x and y drifts by 90% and 34% respectively, in 1D landing. Meanwhile, *Neural-Lander* can decrease z error from 0.12m to zero, in 3D landing. We also empirically show that the DNN generalizes well to new test inputs outside the training domain.

I. INTRODUCTION

Unmanned Aerial Vehicles (UAVs) require high precision control of aircraft positioning, especially during landing and take-off. This problem is challenging largely due to complex interactions of rotor airflows with the ground. The aerospace community has long identified the change in aerodynamic forces when helicopters or aircraft fly close to the ground. Such ground effects cause an increased lift force and a reduced aerodynamic drag, which can be both helpful and disruptive in flight stability [1], and the complications are exacerbated with multiple rotors. Therefore, performing automatic landing of UAVs is risk-prone, and requires expensive high-precision sensors as well as carefully designed controllers.

Compensating for ground effect is a long-standing problem in the aerial robotics community. Prior work has largely focused on mathematical modeling (e.g. [2]) as part of system identification (ID). These ground-effect models are later used to approximate aerodynamics forces during flights close to the ground and combined with controller design for feed-forward cancellation (e.g. [3]). However, existing

theoretical ground effect models are derived based on steady-flow conditions, whereas most practical cases exhibit unsteady flow. Alternative approaches, such as integral or adaptive control methods, often suffer from slow response and delayed feedback. [4] employs Bayesian Optimization for open-air control but not for take-off/landing. Given these limitations, the precision of existing fully automated systems for UAVs are still insufficient for landing and take-off, thereby necessitating the guidance of a human UAV operator during those phases.

To capture complex aerodynamic interactions without not being overly-constrained by conventional modeling assumptions, we take a machine-learning (ML) approach to build a black-box ground effect model using Deep Neural Networks (DNNs). However, incorporating black-box models into a UAV controller faces three key challenges. First, DNNs are notoriously data-hungry and it is challenging to collect sufficient real-world training data. Second, due to high-dimensionality, DNNs can be unstable and generate unpredictable output, which makes the system susceptible to instability in the feedback control loop. Third, DNNs are often difficult to analyze, which makes it difficult to design provably stable DNN-based controllers.

The aforementioned challenges pervade previous works using DNNs to capture high-order non-stationary dynamics. For example, [5], [6] use DNNs to improve system ID of helicopter aerodynamics but not for downstream controller design. Other approaches aim to generate reference inputs or trajectories from DNNs [7]–[10]. However, such approaches can lead to challenging optimization problems [7], or heavily rely on well-designed closed-loop controller and require a large number of labeled training data [8]–[10]. A more classical approach of using DNNs is direct inverse control [11]–[13] but the non-parametric nature of a DNN controller also makes it challenging to guarantee stability and robustness to noise. [14] proposes a provably stable model-based Reinforcement Learning method based on Lyapunov analysis. However, their approach requires a potentially expensive discretization step and relies on the native Lipschitz constant of the DNN.

Contributions. In this paper, we propose a learning-based controller, *Neural-Lander*, to improve the precision of quadrotor landing with guaranteed stability. Our approach does directly learns the ground effect on coupled unsteady aerodynamics and vehicular dynamics. We use deep learning for system ID of residual dynamics and then integrate it with nonlinear feedback linearization control.

We train DNNs with spectral normalization of layer-wise weight matrices. We prove that the resulting controller

¹California Institute of Technology, ²Northeastern University, ³University of California, Irvine.

is globally exponentially stable under bounded learning errors. This is achieved by exploiting the Lipschitz bound of spectrally normalized DNNs. It has earlier been shown that spectral normalization of DNNs leads to good generalization, i.e. stability in a learning-theoretic sense [15]. It is intriguing that spectral normalization simultaneously guarantees stability both in a learning-theoretic and a control-theoretic sense.

We evaluate *Neural-Lander* for trajectory tracking of quadrotor during take-off, landing and near ground maneuvers. *Neural-Lander* is able to land a quadrotor much more accurately than a naive PD controller with a pre-identified system. In particular, we show that compared to the PD controller, *Neural-Lander* can decrease error in z direction from 0.13m to zero, and mitigate x and y drifts by 90% and 34% respectively, in 1D landing. Meanwhile, *Neural-Lander* can decrease z error from 0.12m to zero, in 3D landing.¹ We also demonstrate that the learned ground-effect model can handle temporal dependency, and is an improvement over the steady-state theoretical models in use today.

II. PROBLEM STATEMENT: QUADROTOR LANDING

Given quadrotor states as global position $\mathbf{p} \in \mathbb{R}^3$, velocity $\mathbf{v} \in \mathbb{R}^3$, attitude rotation matrix $R \in \text{SO}(3)$, and body angular velocity $\boldsymbol{\omega} \in \mathbb{R}^3$, we consider the following dynamics:

$$\begin{aligned} \dot{\mathbf{p}} &= \mathbf{v}, & m\dot{\mathbf{v}} &= mg + R\mathbf{f}_u + \mathbf{f}_a, \\ \dot{R} &= RS(\boldsymbol{\omega}), & J\dot{\boldsymbol{\omega}} &= J\boldsymbol{\omega} \times \boldsymbol{\omega} + \boldsymbol{\tau}_u + \boldsymbol{\tau}_a, \end{aligned} \quad (1)$$

where $\mathbf{g} = [0, 0, -g]^\top$ is the gravity vector, and $\mathbf{f}_u = [0, 0, T]^\top$ and $\boldsymbol{\tau}_u = [\tau_x, \tau_y, \tau_z]^\top$ are the total thrust and body torques from four rotors predicted by a nominal model. We use $\boldsymbol{\eta} = [T, \tau_x, \tau_y, \tau_z]^\top$ to denote the output wrench. The linear equation $\mathbf{u} = [n_1^2, n_2^2, n_3^2, n_4^2]^\top$ relates the control input of squared motor speeds to the output wrench with its nominal relation given as $\boldsymbol{\eta} = B_0\mathbf{u}$:

$$B_0 = \begin{bmatrix} c_T & c_T & c_T & -c_T \\ 0 & c_T l_{\text{arm}} & 0 & -c_T l_{\text{arm}} \\ -c_T l_{\text{arm}} & 0 & c_T l_{\text{arm}} & 0 \\ -c_Q & c_Q & -c_Q & c_Q \end{bmatrix}, \quad (2)$$

where c_T and c_Q denote some empirical coefficient values for force and torque generated by an individual rotor, and l_{arm} denotes the length of each rotor arm.

The key difficulty of precise landing is the influence of unknown disturbance forces $\mathbf{f}_a = [f_{a,x}, f_{a,y}, f_{a,z}]^\top$ and torques $\boldsymbol{\tau}_a = [\tau_{a,x}, \tau_{a,y}, \tau_{a,z}]^\top$, which originate from complex aerodynamic interactions between the quadrotor and the environment. For example, during the landing process, when the quadrotor is close to ground, vertical aerodynamic force $f_{a,z}$ will be significant. Also, as $\|\mathbf{v}\|$ increases, air drag will be exacerbated, which contributes to \mathbf{f}_a .

Problem Statement: For (1), our goal is to learn the unknown disturbance forces \mathbf{f}_a and torques $\boldsymbol{\tau}_a$ from partial states and control inputs, in order to improve the controller accuracy. In this paper, we are only interested in position dynamics (the first two equations in (1)). As we mainly focus on landing and take-off, the attitude dynamics is limited and the aerodynamic disturbance torque $\boldsymbol{\tau}_a$ is bounded. We take

a deep learning approach by approximating \mathbf{f}_a using a Deep Neural Network (DNN) followed by spectral normalization to guarantee the stability of the DNN outputs. We then design an exponentially-stabilizing controller with superior robustness than using only the nominal system dynamics. Training is done off-line, and the learned dynamics is applied in the on-board controller in real-time.

III. LEARNING STABLE DNN DYNAMICS

To learn the residual dynamics, we employ a deep neural network with Rectified Linear Units (ReLU) activation. In general, DNNs equipped with ReLU converge faster during training, demonstrate more robust behavior with respect to hyperparameters changes, and have fewer vanishing gradient problems compared to other activation functions such as *sigmoid*, *tanh* [16].

A. ReLU Deep Neural Networks

A ReLU deep neural network represents the functional mapping from the input \mathbf{x} to the output $f(\mathbf{x}; \boldsymbol{\theta})$, parameterized by the DNN weights $\boldsymbol{\theta} = W^1, \dots, W^{L+1}$:

$$f(\mathbf{x}; \boldsymbol{\theta}) = W^{L+1} \phi(W^L (\phi(W^{L-1} (\dots \phi(W^1 \mathbf{x}) \dots))), \quad (3)$$

where the activation function $\phi(\cdot) = \max(\cdot, 0)$ is called the element-wise ReLU function. ReLU is less computationally expensive than *tanh* and *sigmoid* because it involves simpler mathematical operations. However, deep neural networks are usually trained by first-order gradient based optimization, which is highly dependent on the curvature of the training objective and can be very unstable [17]. To alleviate this issue, we apply the spectral normalization technique [15] in the feedback control loop to guarantee stability.

B. Spectral Normalization

Spectral normalization stabilizes DNN training by constraining the Lipschitz constant of the objective function. Spectral normalization has also been shown to generalize well [18] and in machine learning generalization is a notion of stability. Mathematically, the Lipschitz constant of a function $\|f\|_{\text{Lip}}$ is defined as the smallest value such that

$$\forall \mathbf{x}, \mathbf{x}' : \|f(\mathbf{x}) - f(\mathbf{x}')\|_2 / \|\mathbf{x} - \mathbf{x}'\|_2 \leq \|f\|_{\text{Lip}}.$$

It is known that the Lipschitz constant of a general differentiable function f is the maximum spectral norm (maximum singular value) of its gradient over its domain $\|f\|_{\text{Lip}} = \sup_{\mathbf{x}} \sigma(\nabla f(\mathbf{x}))$.

The ReLU DNN in (3) is a composition of functions. Thus we can bound the Lipschitz constant of the network by constraining the spectral norm of each layer $g^L(\mathbf{x}) = \phi(W^L \mathbf{x})$. Therefore, for a linear map $g(\mathbf{x}) = W\mathbf{x}$, the spectral norm of each layer is given by $\|g\|_{\text{Lip}} = \sup_{\mathbf{x}} \sigma(\nabla g(\mathbf{x})) = \sup_{\mathbf{x}} \sigma(W) = \sigma(W)$. Using the fact that the Lipschitz norm of ReLU activation function $\phi(\cdot)$ is equal to 1, with the inequality $\|g_1 \circ g_2\|_{\text{Lip}} \leq \|g_1\|_{\text{Lip}} \cdot \|g_2\|_{\text{Lip}}$, we can find the following bound on $\|f\|_{\text{Lip}}$:

$$\|f\|_{\text{Lip}} \leq \|g^{L+1}\|_{\text{Lip}} \cdot \|\phi\|_{\text{Lip}} \cdots \|g^1\|_{\text{Lip}} = \prod_{l=1}^{L+1} \sigma(W^l). \quad (4)$$

¹Demo videos: https://youtu.be/C_K8MkC_SSQ

In practice, we can apply spectral normalization to the weight matrices in each layer during training as follows:

$$\bar{W} = W/\sigma(W). \quad (5)$$

The following lemma bounds the Lipschitz constant of a ReLU DNN with spectral normalization.

Lemma 3.1: For a multi-layer ReLU network $f(\mathbf{x}; \boldsymbol{\theta})$, defined in (3) without an activation function on the output layer. Using spectral normalization, the Lipschitz constant of the entire network satisfies:

$$\|f(\mathbf{x}; \bar{\boldsymbol{\theta}})\|_{\text{Lip}} \leq 1,$$

with spectrally-normalized parameters $\bar{\boldsymbol{\theta}} = \bar{W}^1, \dots, \bar{W}^{L+1}$.

Proof: As in (4), the Lipschitz constant can be written as a composition of spectral norms over all layers. The proof follows from the spectral norms constrained as in (5). ■

C. Constrained Training

We apply first-order gradient-based optimization to train the ReLU DNN. Estimating \mathbf{f}_a in (1) boils down to optimizing the parameters $\boldsymbol{\theta}$ in the ReLU network model in (3), given observed value of \mathbf{x} and the target output. In particular, we want to control the Lipschitz constant of the ReLU network.

The optimization objective is as follows, where we minimize the prediction error with constrained Lipschitz constant:

$$\begin{aligned} & \underset{\boldsymbol{\theta}}{\text{minimize}} && \sum_{t=1}^T \frac{1}{T} \|\mathbf{y}_t - f(\mathbf{x}_t; \boldsymbol{\theta})\|_2 \\ & \text{subject to} && \|f\|_{\text{Lip}} \leq 1. \end{aligned} \quad (6)$$

Here \mathbf{y}_t is the observed disturbance forces and \mathbf{x}_t is the observed states and control inputs. According to the upper bound in (4), we can substitute the constraint by minimizing the spectral norm of the weights in each layer. We use stochastic gradient descent (SGD) to optimize (6) and apply spectral normalization to regulate the weights. From Lemma 3.1, the trained ReLU DNN has a bounded Lipschitz constant.

IV. NEURAL LANDER CONTROLLER DESIGN

We design our controller to allow 3D landing trajectory tracking for quadrotors. Our controller integrates a DNN-based dynamic learning module with a proportional-derivative (PD) controller. In order to keep the design simple, we redesign the PD controller to account for the disturbance force term learned from the ReLU DNN. We solve for the resulting nonlinear controller using fixed-point iteration.

A. Reference Trajectory Tracking

The position tracking error is defined as $\tilde{\mathbf{p}}(t) = \mathbf{p}(t) - \mathbf{p}_d(t)$. We design an integral controller with the composite variable:

$$\mathbf{s} = \dot{\mathbf{p}} - \mathbf{v}_r = \dot{\tilde{\mathbf{p}}} + 2\Lambda\tilde{\mathbf{p}} + \Lambda^2 \int_0^t \tilde{\mathbf{p}}(\tau) d\tau, \quad (7)$$

with Λ as a positive diagonal matrix. Then $\mathbf{s} = 0$ is a manifold on which $\tilde{\mathbf{p}}(t) \rightarrow 0$ exponentially quickly. Now we have transformed the position tracking problem to a velocity

tracking one, we would like the actual force exerted by the rotor to satisfy:

$$\bar{\mathbf{f}}_d = m\dot{\mathbf{v}}_r - K_v\mathbf{s} - m\mathbf{g}, \quad (R\mathbf{f}_u)_d = \bar{\mathbf{f}}_d - \mathbf{f}_a, \quad (8)$$

so that the closed-loop dynamics would simply become $m\dot{\mathbf{s}} + K_v\mathbf{s} = \mathbf{f}_a - \hat{\mathbf{f}}_a = \boldsymbol{\epsilon}$. Hence, these exponentially-stabilizing dynamics guarantee that $\mathbf{p}(t)$ converge exponentially and globally to $\mathbf{p}_d(t)$ with bounded error, if $\mathbf{f}_a - \hat{\mathbf{f}}$ is bounded [19], [20](see Sec. V). Let \mathbf{f}_d denote the total desired force vector from the quadrotor, then total thrust T and desired force direction \hat{k}_d can be computed from (8),

$$T_d = \mathbf{f}_d \cdot \hat{k}, \quad \hat{k}_d = \mathbf{f}_d / \|\mathbf{f}_d\|, \quad (9)$$

with \hat{k} being the direction of rotor thrust (typically z -axis of quadrotors). Using \hat{k}_d and fixing a desired yaw angle, $R_d \in \text{SO}(3)$ or a desired value of any attitude representation \mathbf{q}_d can be obtained [21]. We assume the attitude controller comes in the form of desired torque $\boldsymbol{\tau}_d$ to be generated by the four rotors. One such example is:

$$\boldsymbol{\tau}_d = J\dot{\boldsymbol{\omega}}_r - J\boldsymbol{\omega} \times \boldsymbol{\omega}_r - K_\omega(\boldsymbol{\omega} - \boldsymbol{\omega}_r), \quad (10)$$

where $\boldsymbol{\omega}_r = \mathcal{Z}^{-1}(\dot{\mathbf{q}}_d + \Lambda_r \tilde{\mathbf{q}})$ with $\dot{\mathbf{q}} = \mathcal{Z}(\mathbf{q})\boldsymbol{\omega}$, or see [20] for $\text{SO}(3)$ tracking control. Note that (10) guarantees exponential tracking of a desired attitude trajectory within some bounded error in the presence of some disturbance torques.

B. Learning-based Discrete-time Nonlinear Controller

Using methods described in Sec. III, we define $\hat{\mathbf{f}}_a(\boldsymbol{\zeta}, \mathbf{u})$ as the approximation to the disturbance aerodynamic forces, with $\boldsymbol{\zeta}$ being the partial states used as input features. Then desired total force is revised as $\mathbf{f}_d = \bar{\mathbf{f}}_d - \hat{\mathbf{f}}_a(\boldsymbol{\zeta}, \mathbf{u})$.

Because of the dependency of $\hat{\mathbf{f}}_a$ on \mathbf{u} , the control synthesis problem here uses a non-affine control input for \mathbf{u} :

$$B_0\mathbf{u} = \begin{bmatrix} (\bar{\mathbf{f}}_d - \hat{\mathbf{f}}_a(\boldsymbol{\zeta}, \mathbf{u})) \cdot \hat{k} \\ \boldsymbol{\tau}_d \end{bmatrix}. \quad (11)$$

With $\boldsymbol{\eta}_d = [T_d, \boldsymbol{\tau}_d^\top]^\top$, We propose the following fixed-point iterative method for solving (11)

$$\mathbf{u}(t) = \mathbf{u}_k = B_0^{-1}\boldsymbol{\eta}_d(\mathbf{u}_{k-1}), \quad (12)$$

and \mathbf{u}_{k-1} is the control input from the previous time-step in the controller. The stability of the system and convergence of controller (12) will be proved in Sec. V.

V. NONLINEAR STABILITY ANALYSIS

The closed-loop tracking error analysis provides a direct correlation on how to tune the neural network and controller parameter to improve control performance and robustness.

A. Control Allocation as Contraction Mapping

We first show that \mathbf{u}_k converges to the solution of (11) when all states are fixed.

Lemma 5.1: Fixing all current states, define mapping $\mathbf{u}_k = \mathcal{F}(\mathbf{u}_{k-1})$ based on (12):

$$\mathcal{F}(\mathbf{u}) = B_0^{-1} \begin{bmatrix} (\bar{\mathbf{f}}_d - \hat{\mathbf{f}}_a(\boldsymbol{\zeta}, \mathbf{u})) \cdot \hat{k} \\ \boldsymbol{\tau}_d \end{bmatrix}. \quad (13)$$

If $\hat{\mathbf{f}}_a(\zeta, \mathbf{u})$ is L_a -Lipschitz continuous, and $\sigma(B_0^{-1}) \cdot L_a < 1$; then $\mathcal{F}(\cdot)$ is a contraction mapping, and \mathbf{u}_k converges to unique solution of $\mathbf{u}^* = \mathcal{F}(\mathbf{u}^*)$.

Proof: $\forall \mathbf{u}_1, \mathbf{u}_2 \in \mathcal{U}$ with \mathcal{U} being a compact set of feasible control inputs; and given fixed states as $\hat{\mathbf{f}}_d, \tau_d$ and \hat{k} , then:

$$\begin{aligned} \|\mathcal{F}(\mathbf{u}_1) - \mathcal{F}(\mathbf{u}_2)\| &= \left\| B_0^{-1} \left(\hat{\mathbf{f}}_a(\zeta, \mathbf{u}_1) - \hat{\mathbf{f}}_a(\zeta, \mathbf{u}_2) \right) \right\| \\ &\leq \sigma(B_0^{-1}) \cdot L_a \|\mathbf{u}_1 - \mathbf{u}_2\|. \end{aligned}$$

Thus, $\exists \gamma < 1, \|\mathcal{F}(\mathbf{u}_1) - \mathcal{F}(\mathbf{u}_2)\| < \gamma \|\mathbf{u}_1 - \mathbf{u}_2\|$. Hence, $\mathcal{F}(\cdot)$ is a contraction mapping. ■

B. Stability of Learning-based Nonlinear Controller

Before continuing to prove stability of the full system, we make the following assumptions.

Assumption 1: The desired states along the position trajectory $\mathbf{p}_d(t), \dot{\mathbf{p}}_d(t)$, and $\ddot{\mathbf{p}}_d(t)$ are bounded.

Note that trajectory generation can guarantee tight bounds through optimization [21], [22] or simple clipping.

Assumption 2: \mathbf{u} updates much faster than position controller. And one-step difference of control signal satisfies $\|\mathbf{u}_k - \mathbf{u}_{k-1}\| \leq \rho \|\mathbf{s}\|$ with a small positive ρ .

Tikhonov's Theorem (Theorem 11.1 [23]) provides a foundation for such a time-scale separation, where \mathbf{u} converges much faster than the slower \mathbf{s} dynamics. From (13), we can derive the following approximate relation with $\Delta(\cdot)_k = \|(\cdot)_k - (\cdot)_{k-1}\|$:

$$\begin{aligned} \Delta u_k &\leq \sigma(B_0^{-1}) (L_a \Delta u_{k-1} + L_a \Delta \zeta_k \\ &\quad + m \Delta \dot{v}_{r,k} + \lambda_{\max}(K_v) \Delta s_k + \Delta \tau_{d,k}). \end{aligned}$$

By using the fact that the frequencies of attitude control (> 100 Hz) and motor speed control (> 5 kHz) are much higher than that of the position controller (≈ 10 Hz) in practice, we can safely assume that $\Delta s_k, \Delta \dot{v}_{r,k}$, and $\Delta \zeta_k$ in one update step become negligible. Furthermore, $\Delta \tau_{d,k}$ can be limited internally by the attitude controller. It leads to:

$$\Delta u_k \leq \sigma(B_0^{-1}) (L_a \Delta u_{k-1} + c).$$

With c being a small constant and $\sigma(B_0^{-1}) \cdot L_a < 1$ from Lemma. 5.1, we can deduce that Δu rapidly converges to a small ultimate bound between each position controller update.

Assumption 3: The approximation error of $\hat{\mathbf{f}}_a(\zeta, \mathbf{u})$ over the compact sets \mathcal{Z}, \mathcal{U} is upper bounded by $\epsilon_m = \sup_{\zeta \in \mathcal{Z}, \mathbf{u} \in \mathcal{U}} \|\epsilon(\zeta, \mathbf{u})\|$, where $\epsilon(\zeta, \mathbf{u}) = \mathbf{f}_a(\zeta, \mathbf{u}) - \hat{\mathbf{f}}_a(\zeta, \mathbf{u})$.

DNNs have been shown to generalize well to the set of unseen events that are from almost the same distribution as a training set [24], [25]. This empirical observation is also theoretically studied in order to shed more light toward an understanding of the complexity of these models [18], [26]–[28]. Our experimental results show that our proposed training method in Sec. III generalizes well on unseen events and results in a better performance on unexplored data (Sec. VI-C). Composing our stability result rigorously with generalization error would be an interesting direction for future work. Based on these assumptions, we can now present our overall robustness result.

Theorem 5.2: Under Assumptions 1-3, for a time-varying desired trajectory $\mathbf{p}_d(t)$, the controller defined in (8) and (12) with $\lambda_{\min}(K_v) > L_a \rho$ achieves exponential convergence to the error ball $\lim_{t \rightarrow \infty} \|\mathbf{s}(t)\| = \epsilon_m / (\lambda_{\min}(K_v) - L_a \rho)$ and

$$\lim_{t \rightarrow \infty} \|\mathbf{p} - \mathbf{p}_d\| = |\dot{\epsilon}_m| / (\lambda_{\min}(\Lambda)^2 (\lambda_{\min}(K_v) - L_a \rho)) \quad (14)$$

where $\epsilon(\zeta, \mathbf{u})$ is further broken into $\epsilon(\zeta, \mathbf{u}) = \mathbf{e}_0 + \mathbf{e}(\zeta, \mathbf{u})$ with a constant \mathbf{e}_0 and $|\dot{\epsilon}_m| = \sup_{\zeta \in \mathcal{Z}, \mathbf{u} \in \mathcal{U}} \|\dot{\epsilon}(\zeta, \mathbf{u})\|$.

Proof: We begin the proof by selecting a Lyapunov function based on as $\mathcal{V}(\mathbf{s}) = \frac{1}{2} m \|\mathbf{s}\|^2$, then by applying the controller (8), we get the time-derivative of \mathcal{V} :

$$\begin{aligned} \dot{\mathcal{V}} &= \mathbf{s}^\top (-K_v \mathbf{s} + \hat{\mathbf{f}}_a(\zeta_k, \mathbf{u}_k) - \hat{\mathbf{f}}_a(\zeta_k, \mathbf{u}_{k-1}) + \epsilon(\zeta_k, \mathbf{u}_k)) \\ &\leq -\mathbf{s}^\top K_v \mathbf{s} + \|\mathbf{s}\| (\|\hat{\mathbf{f}}_a(\zeta_k, \mathbf{u}_k) - \hat{\mathbf{f}}_a(\zeta_k, \mathbf{u}_{k-1})\| + \epsilon_m) \end{aligned}$$

Let $\lambda = \lambda_{\min}(K_v)$ denote the minimum eigenvalue of the positive-definite matrix K_v . By applying the Lipschitz property of the network approximator theorem 3.1 and Assumption 2, we obtain

$$\dot{\mathcal{V}} \leq -(\lambda - L_a \rho) \|\mathbf{s}\|^2 + \|\mathbf{s}\| \epsilon_m \leq -\frac{2(\lambda - L_a \rho)}{m} \mathcal{V} + \sqrt{\frac{2\mathcal{V}}{m}} \epsilon_m$$

Using the Comparison Lemma [23], we define $\mathcal{W}(t) = \sqrt{\mathcal{V}(t)} = \sqrt{m/2} \|\mathbf{s}\|$ and $\dot{\mathcal{W}} = \dot{\mathcal{V}} / (2\sqrt{\mathcal{V}})$ to obtain

$$\|\mathbf{s}(t)\| \leq \|\mathbf{s}(t_0)\| \exp\left(-\frac{\lambda - L_a \rho}{m}(t - t_0)\right) + \frac{\epsilon_m}{\lambda - L_a \rho}$$

It can be shown that this leads to finite-gain \mathcal{L}_p stability and input-to-state stability (ISS) [29]. Furthermore, the hierarchical combination between \mathbf{s} and $\tilde{\mathbf{p}}$ in (7) yields (14). Note that disabling integral control in (7) (i.e., $\mathbf{s} = \dot{\tilde{\mathbf{p}}} + \Lambda \tilde{\mathbf{p}}$) results in $\lim_{t \rightarrow \infty} \|\tilde{\mathbf{p}}(t)\| = \lim_{t \rightarrow \infty} \|\mathbf{s}(t)\| / \lambda_{\min}(\Lambda)$. ■

By designing the controller gain K and Lipschitz constant L_a of the DNN, we ensure $\lambda - L_a \rho > 0$ and achieve exponential tracking within bound $B(\mu)$.

VI. EXPERIMENTS

In our experiments, we evaluate both the generalization performance of our DNN as well as overall control performance of *Neural-Lander*. The experimental setup is composed of 17 motion capture cameras, the communication router for sending signals and the drone. The data was collected from an Intel Aero quadrotor weighting 1.47 kg with a computer running on it (2.56 GHz Intel Atom x7 processor, 4 GB DDR3 RAM). We retrofit the drone with eight reflective markers to allow for accurate position, attitude and velocity estimation at 100Hz. The Intel Aero drone and the test space are shown in Fig. 1.

A. Bench Test

To identify a good nominal model, we first performed bench tests to estimate m, D, ρ, g , and c_T , which are mass, diameter of rotor, air density, gravity, and thrust coefficient, respectively. The nondimensional thrust coefficient, C_T , is defined as $C_T = \frac{c_T}{\rho D^4}$. Note that C_T is a function of propeller speed, n , and here we used a nominal value when $n = 2000$ RPM (the idle RPM) for following data collection session. How C_T changes with n is also discussed in Sec. VI-C.



Fig. 1: Intel Aero drone during experiments.

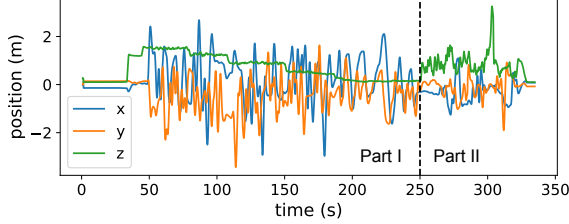


Fig. 2: Training data trajectory.

B. Real-World Flying Data and Preprocessing

In order to estimate the effect of disturbance force \mathbf{f}_a , we collected states and control inputs, while flying the drone close to the ground, manually controlled by an expert pilot. Our training data is shown in Fig. 2. We collected a single trajectory with varying heights and velocities. The trajectory has two parts. Part I (0s-250s in Fig. 2) contains maneuver at different fixed z (0.05m-1.5m) with random x and y . This can be used to estimate the ground effect. Part II (250s-350s in Fig. 2) includes random x , y and z motions to cover the feasible state space as much as possible. For this part, we aim to learn about non-dominant aerodynamics such as air drag. We note that our training data is quite modest in size by the standards of deep learning.

Since our learning task is to regress \mathbf{f}_a from state and control inputs, we also need output data of \mathbf{f}_a . We utilized the relation $\mathbf{f}_a = m\dot{\mathbf{v}} - m\mathbf{g} - R\mathbf{f}_u$ from (1) to calculate \mathbf{f}_a . Here \mathbf{f}_u is calculated based on the nominal c_T from the bench test (Sec. VI-A). Our training set consists of sequences of $\{(\mathbf{p}, \mathbf{v}, R, \mathbf{u}), \mathbf{y}\}$, where \mathbf{y} is the observed value of \mathbf{f}_a . The entire dataset was split into training (60%), test (20%) and validation set (20%) for model hyper-parameter tuning.

C. DNN Prediction Performance

We train \mathbf{f}_a using a deep ReLU network, where $\hat{\mathbf{f}}_a = \hat{\mathbf{f}}_a(z, \mathbf{v}, R, \mathbf{u}) = \hat{\mathbf{f}}_a(\zeta, \mathbf{u})$, with $z, \mathbf{v}, R, \mathbf{u}$ corresponding to global height, global velocity, attitude, and control input. We build the ReLU network using PyTorch, an open-source deep learning library [30]. Our ReLU network consists of four fully-connected hidden layers, with input and the output dimensions 12 and 3, respectively. We use spectral normalization (SN) (5) to bound the Lipschitz constant.

To investigate how well our DNN can estimate \mathbf{f}_a , especially when close to the ground, we compare with a well-known 1D steady ground effects model [1], [3]:

$$T(n, z) = \frac{n^2}{1 - \mu(\frac{D}{8z})^2} c_T(n) = n^2 c_T(n_0) + \bar{f}_{a,z}, \quad (15)$$

where T is the thrust generated by propellers, n is the rotation speed, n_0 is the idle RPM, and μ depends on the number

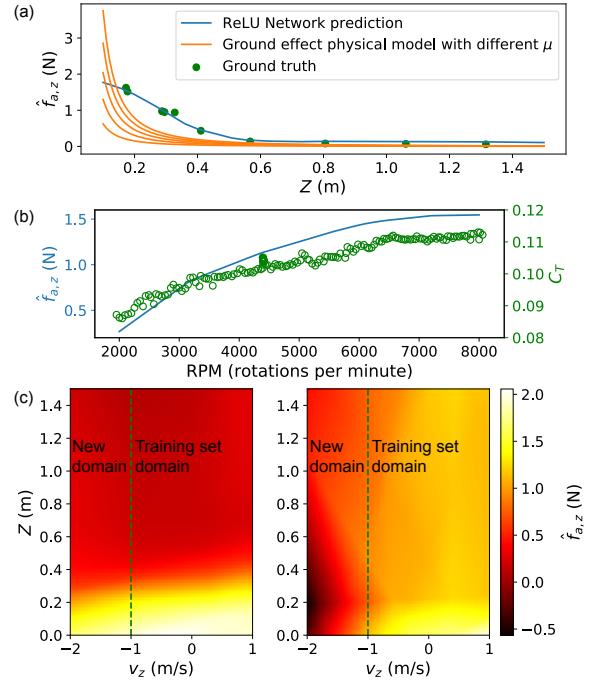


Fig. 3: (a) Learned $\hat{f}_{a,z}$ compared to the ground effect model with respect to height z . $v_x, v_y = 0$ m/s and other dimensions of state are fixed ($v_x, v_y = 0$ m/s, $R = I$, $\mathbf{u} = 6400$ RPM). Ground truth points are from hovering data at different heights. (b) Learned $\hat{f}_{a,z}$ with respect to rotation speed n ($z = 0.2$ m, $v_x = 0$ m/s and other dimensions of state are fixed), compared to C_T measured in the bench test. (c) Heatmaps of learned $\hat{f}_{a,z}$ versus z and v_z , and other dimensions are fixed. (Left) Learned $\hat{f}_{a,z}$ from ReLU network with spectral normalization with $\|f\|_{\text{Lip}} = 1$. (Right) Learned $\hat{f}_{a,z}$ from ReLU network without spectral normalization with $\|f\|_{\text{Lip}} = 4.97$.

and arrangement of propellers ($\mu = 1$ for a single propeller, but must be tuned for multiple propellers). Note that c_T is a function of n . Thus, we can derive $\bar{f}_{a,z}(n, z)$ from $T(n, z)$.

Fig. 3(a) shows the comparison between the estimated \mathbf{f}_a from DNN and the theoretical ground effect model (15) as we vary the global height z (assuming $T = mg$ when $z = \infty$). We see that our DNN can achieve much better estimates than the theoretical ground effect model. We further investigate the trend of $\bar{f}_{a,z}$ with respect to the rotation speed n . Fig. 3(b) shows the learned $\hat{f}_{a,z}$ over the rotation speed n at a given height, in comparison with the C_T measured from the bench test. We observe that the increasing trend of the estimates $\hat{f}_{a,z}$ is consistent with bench test results for C_T .

To understand the benefits of SN, we compared $\hat{f}_{a,z}$ predicted by DNNs trained both with and without SN. Fig. 3(c) shows the results. Note that -1 m/s to 1 m/s is covered in our training set but -2 m/s to -1 m/s is not. We see differences in:

- 1) Ground effect: $\hat{f}_{a,z}$ increases as z decreases, which is also shown in Fig. 3(a).
- 2) Air drag: $\hat{f}_{a,z}$ increases as the drone goes down ($v_z < 0$) and it decreases as the drone goes up ($v_z > 0$).

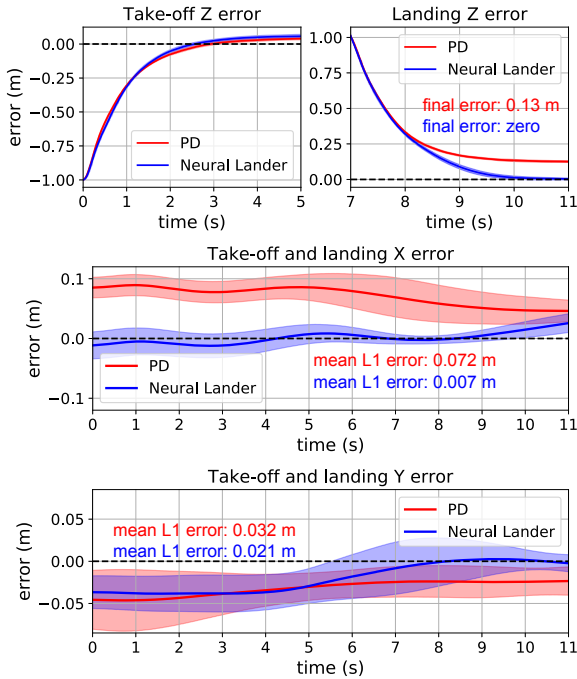


Fig. 4: PD and *Neural-Lander* performance in 1D take-off and landing. Means (solid curves) and standard deviations (shaded areas) of 10 trajectories.

- 3) Generalization: the spectral normalized DNN is much smoother and can also generalize to new input domains not contained in the training set.

In [18], the authors theoretically show that spectral normalization can provide tighter generalization guarantees on unseen data, which is consistent with our empirical results. An interesting future direction is to connect generalization theory more tightly with our robustness guarantees.

D. Control Performance

We used PD controller as the baseline controller and implemented both the baseline and *Neural-Lander* without an integral term in (7-8). First we tested these two controller for the 1D take-off/landing task, i.e., moving the drone from $(0, 0, 0)$ to $(0, 0, 1)$ and then returning it to $(0, 0, 0)$, as shown in Fig. 4. Second we compare the controllers for the 3D take-off/landing task, i.e., moving the drone from $(0, 0, 0)$ to $(0.5, -0.5, 1)$ and then returning it to $(0, 0, 0)$, as shown in Fig. 5. For both tasks, we repeated the experiments 10 times and computed the means and the standard deviations of the take-off/landing trajectories.²

From Figs. 4 and 5, we can conclude that the main benefits of our *Neural-Lander* are: (a) In both 1D and 3D cases, *Neural-Lander* can control the drone to precisely land on the ground surface while the baseline controller cannot land due to the ground effect. (b) In both 1D and 3D cases, *Neural-Lander* could mitigate drifts in x and y directions, as it also learned about non-dominant aerodynamics such as air drag.

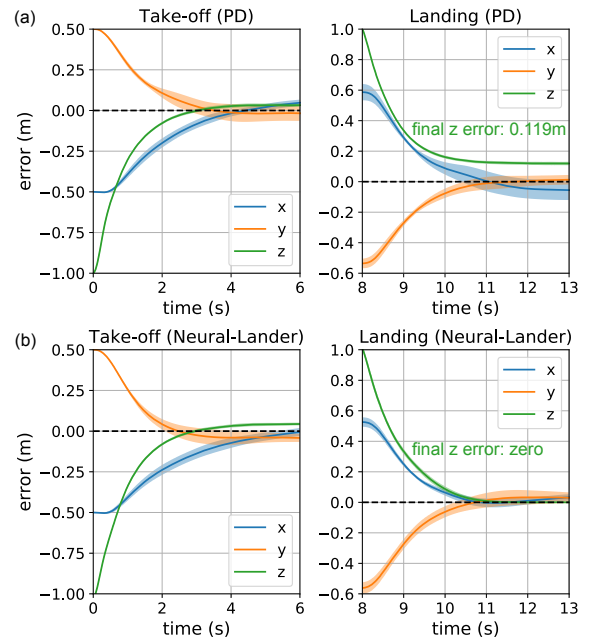


Fig. 5: PD and *Neural-Lander* performance in 3D take-off and landing. Means (solid curves) and standard deviations (shaded areas) of 10 trajectories.

In experiments, we observed a naive un-normalized DNN ($\|f\|_{\text{Lip}} = 247$) can even result in crash, which also implies the importance of spectral normalization.

VII. CONCLUSIONS

In this paper, we present *Neural-Lander*, a deep learning based nonlinear controller with guaranteed stability for precise quadrotor landing. Compared to traditional ground effect models, *Neural-Lander* is able to significantly improve control performance. The main benefits are: (1) our method can learn from coupled unsteady aerodynamics and vehicle dynamics, and provide more accurate estimates than theoretical ground effect models; (2) our model can capture both the ground effect and the nondominant aerodynamics, and outperforms the conventional controller in all directions (x , y and z); (3) we provide rigorous theoretical analysis of our method and guarantee the stability of the controller, which also implies generalization to unseen domains.

Future work includes further generalization of the capabilities of *Neural-Lander* handling unseen state and disturbance domains even generated by a wind fan array. Another interesting direction would be to capture a long-term temporal correlation with RNNs.

ACKNOWLEDGEMENT

The authors thank Joel Burdick, Mory Gharib and Daniel Pastor Moreno. The work is funded in part by Caltech's Center for Autonomous Systems and Technologies and Raytheon Company.

²Demo videos: https://youtu.be/C_K8MkC_SSQ

REFERENCES

- [1] I. Cheeseman and W. Bennett, "The effect of ground on a helicopter rotor in forward flight," 1955.
- [2] K. Nonaka and H. Sugizaki, "Integral sliding mode altitude control for a small model helicopter with ground effect compensation," in *American Control Conference (ACC), 2011*. IEEE, 2011, pp. 202–207.
- [3] L. Danjun, Z. Yan, S. Zongying, and L. Geng, "Autonomous landing of quadrotor based on ground effect modelling," in *Control Conference (CCC), 2015 34th Chinese*. IEEE, 2015, pp. 5647–5652.
- [4] F. Berkenkamp, A. P. Schoellig, and A. Krause, "Safe controller optimization for quadrotors with Gaussian processes," in *Proc. of the IEEE International Conference on Robotics and Automation (ICRA), 2016*, pp. 493–496. [Online]. Available: <https://arxiv.org/abs/1509.01066>
- [5] P. Abbeel, A. Coates, and A. Y. Ng, "Autonomous helicopter aerobatics through apprenticeship learning," *The International Journal of Robotics Research*, vol. 29, no. 13, pp. 1608–1639, 2010.
- [6] A. Punjani and P. Abbeel, "Deep learning helicopter dynamics models," in *Robotics and Automation (ICRA), 2015 IEEE International Conference on*. IEEE, 2015, pp. 3223–3230.
- [7] S. Bansal, A. K. Akametalu, F. J. Jiang, F. Laine, and C. J. Tomlin, "Learning quadrotor dynamics using neural network for flight control," in *Decision and Control (CDC), 2016 IEEE 55th Conference on*. IEEE, 2016, pp. 4653–4660.
- [8] Q. Li, J. Qian, Z. Zhu, X. Bao, M. K. Helwa, and A. P. Schoellig, "Deep neural networks for improved, impromptu trajectory tracking of quadrotors," in *Robotics and Automation (ICRA), 2017 IEEE International Conference on*. IEEE, 2017, pp. 5183–5189.
- [9] S. Zhou, M. K. Helwa, and A. P. Schoellig, "Design of deep neural networks as add-on blocks for improving impromptu trajectory tracking," in *Decision and Control (CDC), 2017 IEEE 56th Annual Conference on*. IEEE, 2017, pp. 5201–5207.
- [10] C. Sánchez-Sánchez and D. Izzo, "Real-time optimal control via deep neural networks: study on landing problems," *Journal of Guidance, Control, and Dynamics*, vol. 41, no. 5, pp. 1122–1135, 2018.
- [11] S. Balakrishnan and R. Weil, "Neurocontrol: A literature survey," *Mathematical and Computer Modelling*, vol. 23, no. 1-2, pp. 101–117, 1996.
- [12] M. T. Frye and R. S. Provence, "Direct inverse control using an artificial neural network for the autonomous hover of a helicopter," in *Systems, Man and Cybernetics (SMC), 2014 IEEE International Conference on*. IEEE, 2014, pp. 4121–4122.
- [13] H. Suprijono and B. Kusumoputro, "Direct inverse control based on neural network for unmanned small helicopter attitude and altitude control," *Journal of Telecommunication, Electronic and Computer Engineering (JTEC)*, vol. 9, no. 2-2, pp. 99–102, 2017.
- [14] F. Berkenkamp, M. Turchetta, A. P. Schoellig, and A. Krause, "Safe model-based reinforcement learning with stability guarantees," in *Proc. of Neural Information Processing Systems (NIPS), 2017*. [Online]. Available: <https://arxiv.org/abs/1705.08551>
- [15] T. Miyato, T. Kataoka, M. Koyama, and Y. Yoshida, "Spectral normalization for generative adversarial networks," *arXiv preprint arXiv:1802.05957*, 2018.
- [16] A. Krizhevsky, I. Sutskever, and G. E. Hinton, "Imagenet classification with deep convolutional neural networks," in *Advances in neural information processing systems*, 2012, pp. 1097–1105.
- [17] T. Salimans and D. P. Kingma, "Weight normalization: A simple reparameterization to accelerate training of deep neural networks," in *Advances in Neural Information Processing Systems*, 2016, pp. 901–909.
- [18] P. L. Bartlett, D. J. Foster, and M. J. Telgarsky, "Spectrally-normalized margin bounds for neural networks," in *Advances in Neural Information Processing Systems*, 2017, pp. 6240–6249.
- [19] J. Slotine and W. Li, *Applied Nonlinear Control*. Prentice Hall, 1991.
- [20] S. Bandyopadhyay, S.-J. Chung, and F. Y. Hadaegh, "Nonlinear attitude control of spacecraft with a large captured object," *Journal of Guidance, Control, and Dynamics*, vol. 39, no. 4, pp. 754–769, 2016.
- [21] D. Morgan, G. P. Subramanian, S.-J. Chung, and F. Y. Hadaegh, "Swarm assignment and trajectory optimization using variable-swarm, distributed auction assignment and sequential convex programming," *Int. J. Robotics Research*, vol. 35, no. 10, pp. 1261–1285, 2016.
- [22] D. Mellinger and V. Kumar, "Minimum snap trajectory generation and control for quadrotors," in *2011 IEEE International Conference on Robotics and Automation*, May 2011, pp. 2520–2525.
- [23] H. Khalil, *Nonlinear Systems*, ser. Pearson Education. Prentice Hall, 2002.
- [24] C. Zhang, S. Bengio, M. Hardt, B. Recht, and O. Vinyals, "Understanding deep learning requires rethinking generalization," *arXiv preprint arXiv:1611.03530*, 2016.
- [25] K. He, X. Zhang, S. Ren, and J. Sun, "Deep residual learning for image recognition," in *Proceedings of the IEEE conference on computer vision and pattern recognition*, 2016, pp. 770–778.
- [26] B. Neyshabur, S. Bhojanapalli, D. McAllester, and N. Srebro, "A pac-bayesian approach to spectrally-normalized margin bounds for neural networks," *arXiv preprint arXiv:1707.09564*, 2017.
- [27] G. K. Dziugaite and D. M. Roy, "Computing nonvacuous generalization bounds for deep (stochastic) neural networks with many more parameters than training data," *arXiv preprint arXiv:1703.11008*, 2017.
- [28] B. Neyshabur, S. Bhojanapalli, D. McAllester, and N. Srebro, "Exploring generalization in deep learning," in *Advances in Neural Information Processing Systems*, 2017, pp. 5947–5956.
- [29] S.-J. Chung, S. Bandyopadhyay, I. Chang, and F. Y. Hadaegh, "Phase synchronization control of complex networks of Lagrangian systems on adaptive digraphs," *Automatica*, vol. 49, no. 5, pp. 1148–1161, 2013.
- [30] A. Paszke, S. Gross, S. Chintala, G. Chanan, E. Yang, Z. DeVito, Z. Lin, A. Desmaison, L. Antiga, and A. Lerer, "Automatic differentiation in pytorch," 2017.