

FD-GAN: Face-demorphing generative adversarial network

for restoring accomplice's facial image

Fei Peng¹, Le-Bing Zhang¹, Min Long²

¹ College of Computer Science and Electronic Engineering, Hunan University, 410082 Changsha, China

² College of Computer and Communication Engineering, Changsha University of Science and Technology, 410112 Changsha, China

eepengf@gmail.com, zhanglebing@hnu.edu.cn, caslongm@gmail.com

Abstract

Face morphing attack is proved to be a serious threat to the existing face recognition systems. Although a few face morphing detection methods have been put forward, the face morphing accomplice's facial restoration remains a challenging problem. In this paper, a face-demorphing generative adversarial network (FD-GAN) is proposed to restore the accomplice's facial image. It utilizes a symmetric dual network architecture and two levels of restoration losses to separate the identity feature of the morphing accomplice. By exploiting the captured face image (containing the criminal's identity) from the face recognition system and the morphed image stored in the e-passport system (containing both criminal and accomplice's identities), the FD-GAN can effectively restore the accomplice's facial image. Experimental results and analysis demonstrate the effectiveness of the proposed scheme. It has great potential to be implemented for detecting the face morphing accomplice in a real identity verification scenario.

1. Introduction

With the development of face biometrics, face recognition systems (FRS) with high accuracy are extensively used in our daily life. In real applications, a prevalently used FRS is Automatic Border Control (ABC) system. It can expediently verify a person's identity with one's electronic machine readable travel document (eMRTD) [1], which contains a facial reference image. In the past twelve years, more than 800 million eMRTD instances have been issued, following the specifications from the International Civil Aviation Organization (ICAO).

Recently, it was found that a novel identity theft scenario can easily spoof the FRS of ABC [2]. The idea of the attack is: a morphed face image (a combination of two or more real face images) is first generated, and it looks like multiple real persons (e.g. Alice and Bob). Then the




Figure 1: Example of the morphed images generated from two contributors.

morphed image is enrolled as an identity template of the FRS. In a successful attack, both Alice and Bob can match the template stored in the FRS. It means that a wanted criminal is able to obtain a legitimate e-passport or eMRTD by morphing his facial image with an accomplice. Some samples of the morphed facial images are shown in Figure 1.

After this idea was put forward, some concerns about the vulnerability of commercial FRS with respect to morphed face attack have been investigated [3-7]. It was proved that face morphing attack is posing a serious threat to the existing FRS. To countermeasure this situation, some face morphing detection methods have been proposed to protect the security of FRS [8-16]. However, all of these methods only detected the presence of face morphing attack, the restoration of the accomplice's facial image has not been seriously discussed.

Recently, a face demorphing method was proposed in [17]. It restored the facial image of the morphing

accomplice by inverting the face morphing operation. Unfortunately, it needs the prior knowledge on the morphing parameters of the face morphing, which is impractical in real applications.

Inspired by the popular use of generative adversarial networks (GAN) [18] in image synthesis, we consider the restoration of the accomplice's facial image from a perspective of a learning-based generation. Different from the face demorphing by inverting the morphing process in [17], our goal is to obtain the accomplice's identity information in the morphed facial image with the knowledge of the criminal. To accomplish this, a FD-GAN is designed, and it utilizes a symmetric dual network architecture and two levels of restoration losses to extract the accomplice's identity feature, and restore the facial image of the accomplice. The main contributions are summarized in the following.

- 1) FD-GAN is proposed to restore the accomplice's facial image. To the best of our knowledge, it is the first attempt to exploit learning-based generation approach for facial image restoration in face morphing detection.
- 2) The symmetric dual network architecture, pixel-level and feature-level restoration losses of FD-GAN are designed to disentangle the identity features of the morphing participants hidden in the morphed facial image.
- 3) Experimental results and analysis illustrate it can effectively restore the facial image of the morphing accomplice.

The rest of the paper is organized as follows: the related work is introduced in Section 2. The proposed FD-GAN is described in Section 3. Experimental results are provided in Section 4. Finally, some conclusions are drawn in Section 5.

2. Related work

Currently, the research is mainly concentrated on face morphing detection, the existing methods can be divided into two categories depending on whether the auxiliary image is used or not, and they are blind detection methods and non-blind detection methods.

Face morphing blind detection methods are mainly focused on capturing the discrepancy between the generated face morphing image and the real face image, and they are suitable for online e-passport application or FRS registration. The first automated face morphing detection method was pioneered by R. Raghavendra *et al.* [8], and the texture discrepancy between the morphed face image and the real face image is utilized for detection. After that, some face morphing detection schemes were proposed based on JPEG compression features [9-12]. Because the morphed face image is usually generated by the existing real face images and stored in JPEG format, it will cause image quality degradation and JPEG artifacts. Furthermore, deep convolutional neural network features were utilized for face morphing blind detection in [13, 14].

Recently, illuminated by the idea of image source identification, two face morphing detection methods were put forward based on sensor pattern noise (SPN) [15, 16], where the morphed image is viewed as a computer-generated image, and its sensor pattern noise (SPN) is different from the real face image. From the above, face morphing blind detection generally only uses a single image, and different discrepancies are used for morphing detection.

Different from face morphing blind detection, face morphing non-blind detection is carried out by using auxiliary images [17]. With an auxiliary image captured from FRS and a morphed image stored in the e-passport, it can restore the facial image of the morphing accomplice by inverting the morphing process. However, when the reverse face morphing operation is performed for face restoration, it needs to match the morphing parameters used in face morphing attack, which is impractical in real applications.

In recent years, GAN [18] has been proved to be one of the most successful deep generative models, and it has been applied in various face synthesis related tasks such as photorealistic frontal synthesis [19], anti-makeup [20], and identity preserving [21]. GAN based face synthesis shows powerful advantages in realistic face generation.

From the above analysis, face morphing detection is an emerging technology to protect biometrics. Although some work has been done to detect the existence of face morphing attack, there still has no reliable approach for restoring the facial image of the morphing accomplice. In this paper, a face-demorphing generative adversarial network FD-GAN is proposed for restoring accomplice's facial image from the perspective of learning-based generation.

3. The proposed FD-GAN

To restore the facial image of a morphing accomplice, two input frontal facial images are required. One is an input image I_a of Alice captured by a FRS, and the other is an input face morphing image I_{ab} (synthesized from Alice and Bob, assuming that Alice is the principal criminal and Bob is her accomplice) stored in the e-passport system. By using a symmetric dual network architecture, FD-GAN can effectually separate the morphing accomplice Bob's identity feature f_b from I_{ab} , and Bob's facial image I_b^I can be also restored by the generator. In addition, an adversarial discriminators D is designed to distinguish between the real pair images $\{I_b^0, I_b^0\}$ and the fake (restored) pair images $\{I_b^0, I_b^I\}$. The framework of the proposed FD-GAN is depicted in Figure 2, and the symmetric dual network architecture, generator and discriminator are described in the following.

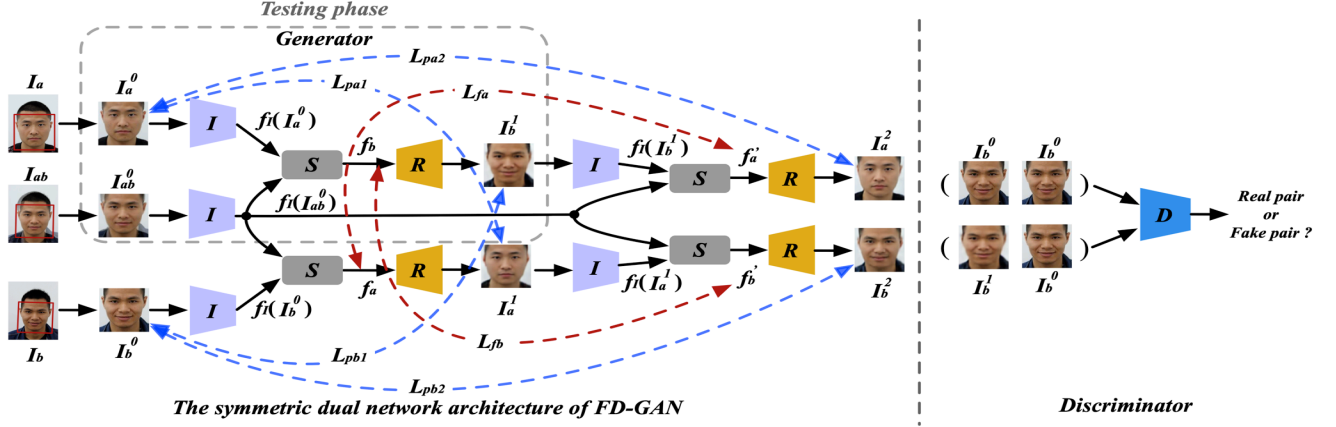


Figure 2: The overview of FD-GAN. The input/output are drawn with solid lines. The loss functions are drawn with the dashed lines. Blue dashed lines represent pixel-level restoration loss, and red dashed lines represent feature-level restoration loss. Network modules with the same color indicate that they have the same network structure and share parameters in the training stage.

3.1. The symmetric dual network architecture

Different from the previous GAN-based identity preserved face synthesis, our work tries to capture the identity difference between two face morphing contributors from an image after face morphing, separate these two identities, and further restores their facial images. Therefore, our target is to disentangle two morphing contributors from a morphed image, and only the identity attributes are used. Here, a symmetric dual network architecture is proposed to accomplish the separation of the morphing contributor’s identity.

As a face morphed image is generally a synthesis of two participants with different identities (e.g. Alice and Bob), it is reasonable to assume that the morphed image contains the identity characteristics of two contributors at the same time, so the morphing contributors’ identity recovery operations should be symmetrical. It means that if Bob’s identity feature f_b can be separated from an Alice’s facial image I_a and a morphed image I_{ab} , Alice’s identity feature f_a also can be separated from the same face morphing image I_{ab} and Bob’s facial image I_b .

Therefore, the restoration of the morphing contributors should have a symmetrical network structure. Unlike Cycle-GAN [22], which is used for domain-to-domain image style conversion by two reciprocal generators, our FD-GAN does not deal with the conversion problem from one image domain to another, and it has only one generator.

Furthermore, in order to guarantee the efficacy of the separated identity features, a dual network is intuitively considered. Assuming that once Bob’s facial image I_b^1 is restored from I_a and I_{ab} , if this restoration is valid, I_b^1 can be further used to restore Alice’s facial image I_a^2 . In other words, with this dual architecture, the latter-level generation network can be used to verify the effectiveness of the previous-level generation network, and guide the

previous-level generation network to separate the identity in the right way.

Based on the above two aspects, FD-GAN with a symmetric dual network architecture is designed, and it is depicted in details in Figure 2.

3.2. Generator architecture and generator loss

In FD-GAN, the generator aims to learn a desirable morphing accomplice’s restored facial image from a morphed facial image and a criminal’s facial image. The generator contains three parts: 1) the identity encoder network I ; 2) the identity separation network S ; and 3) the facial restoration network R .

Given a criminal’s facial image I_a and a morphed facial image I_{ab} , face alignment is first performed to them, and then an identity encoder network I is used to extract the identity encoder features $f_i(I_a^0)$ and $f_i(I_{ab}^0)$, respectively. It needs to mention that the identity encoder feature is different from the restored identity feature, e.g. $f_i(I_b^0)$ is different from f_b in Figure 2. After that, two identity encoder features are sent to the identity separation network S , which is used to separate the collaborator’s identity feature. The structure of S is shown in Figure 3. The identity coding features $f_i(I_a^0)$ and $f_i(I_{ab}^0)$ are passed through three residual blocks [23], respectively, and then they are cascaded. After another three residual blocks, the restored identity feature f_b is obtained. Finally, the restored facial

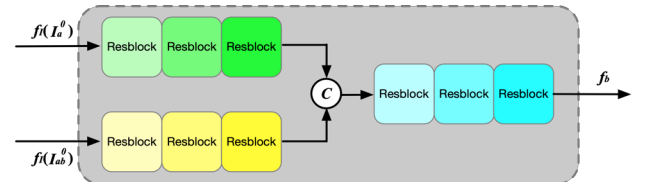


Figure 3: The structure of the identity separation network S .

image I_b^I can be obtained by facial restoration network R .

The generator receives three kinds of losses for parameters updating: pixel-level restoration loss L_{pxl} , feature-level restoration loss L_f and adversarial loss L_{adv} . The generator's total loss is

$$L_G = L_{pxl} + \lambda_1 L_f + \lambda_2 L_{adv}, \quad (1)$$

where λ_1, λ_2 represent the weights of the corresponding losses, respectively.

(1) Pixel-level restoration loss

The pixel-level restoration loss L_{pxl} is composed of two parts: pixel-wise loss L_{pix} and symmetry loss L_{sym} , and it is defined as

$$L_{pxl} = L_{pix} + \beta_1 L_{sym}, \quad (2)$$

where β_1 represents the weight of symmetry loss L_{sym} .

Pixel-wise loss L_{pix} continuously pushes the restored facial image to the ground truth as close as possible. Considering that our proposed FD-GAN uses a symmetric dual network architecture during training stage, there are four pair pixel-wise losses L_{pb1} , L_{pb2} , L_{pa1} , and L_{pa2} . They are defined as

$$L_{pix} = L_{pb1} + L_{pb2} + L_{pa1} + L_{pa2}, \quad (3)$$

$$L_{pb1} = \|I_b^1 - I_b^0\|_1, \quad (4)$$

$$L_{pb2} = \|I_b^2 - I_b^0\|_1, \quad (5)$$

$$L_{pa1} = \|I_a^1 - I_a^0\|_1, \quad (6)$$

$$L_{pa2} = \|I_a^2 - I_a^0\|_1, \quad (7)$$

where $I_b^1 = G(I_a^0, I_{ab}^0)$, $I_a^1 = G(I_b^0, I_{ab}^0)$, $I_b^2 = G(G(I_b^0, I_{ab}^0), I_{ab}^0)$, $I_a^2 = G(G(I_a^0, I_{ab}^0), I_{ab}^0)$, $G(\cdot, \cdot)$ represents the generator of FD-GAN, and $\|\cdot\|_1$ represents L_1 -norm.

As symmetry is a prominent characteristic of human face, it is taken into account as a constraint to guarantee the rationality of the restored face. Similarly, there also have four symmetry losses $L_{symI_b^1}$, $L_{symI_b^2}$, $L_{symI_a^1}$, and $L_{symI_a^2}$, and they are defined as

$$L_{sym} = L_{symI_b^1} + L_{symI_b^2} + L_{symI_a^1} + L_{symI_a^2}, \quad (8)$$

$$L_{symI_b^1} = \frac{1}{h \times w / 2} \sum_{i=1}^h \sum_{j=1}^w \|(I_b^1)_{i,j} - (I_b^1)_{i,w-j+1}\|_1, \quad (9)$$

$$L_{symI_b^2} = \frac{1}{h \times w / 2} \sum_{i=1}^h \sum_{j=1}^w \|(I_b^2)_{i,j} - (I_b^2)_{i,w-j+1}\|_1, \quad (10)$$

$$L_{symI_a^1} = \frac{1}{h \times w / 2} \sum_{i=1}^h \sum_{j=1}^w \|(I_a^1)_{i,j} - (I_a^1)_{i,w-j+1}\|_1, \quad (11)$$

$$L_{symI_a^2} = \frac{1}{h \times w / 2} \sum_{i=1}^h \sum_{j=1}^w \|(I_a^2)_{i,j} - (I_a^2)_{i,w-j+1}\|_1, \quad (12)$$

(2) Feature-level restoration loss

Besides pixel-level restoration losses, there still has feature-level restoration loss. For the proposed symmetrical dual network architecture, the restored identity features in each stage should be as consistent as possible. There are two pairs of feature-level restoration losses L_{fa} and L_{fb} , and they are defined as

$$L_f = L_{fa} + L_{fb}, \quad (13)$$

$$L_{fa} = \|f_a' - f_a\|_1, \quad (14)$$

$$L_{fb} = \|f_b' - f_b\|_1. \quad (15)$$

(3) Adversarial loss

The adversarial loss of the generator for distinguishing the real pair facial images $\{I_b^0, I_b^0\}$ from the fake (restored) pair facial images $\{I_b^0, I_b^I\}$ is calculated as

$$L_{adv} = \mathbb{E}_{I_b^0 \sim P(I_b^0), I_a^0 \sim P(I_a^0), I_{ab}^0 \sim P(I_{ab}^0)} [(D(I_b^0, I_b^I) - 1)^2], \quad (16)$$

where $D(\cdot, \cdot)$ represents the discriminator of FD-GAN.

3.3. Discriminator architecture and loss

Different from the traditional GAN discriminators, the discriminator of FD-GAN determines both the real pair facial images $\{I_b^0, I_b^0\}$ and the restored pair facial images $\{I_b^0, I_b^I\}$.

The discriminator requires the restored facial image I_b^I not only to be like a real facial image, but also to belong to the same identity as I_b^0 . Here, LS-GAN [24] loss instead of the negative log likelihood, which was used in the original GAN, is used. The discriminator loss is defined as

$$L_D = \mathbb{E}_{I_b^0 \sim P(I_b^0)} [(D(I_b^0, I_b^0) - 1)^2] + \mathbb{E}_{I_b^0 \sim P(I_b^0), I_a^0 \sim P(I_a^0), I_{ab}^0 \sim P(I_{ab}^0)} [(D(I_b^0, I_b^I))^2]. \quad (17)$$

4. Experiments and Analysis

As there is no publicly available facial image dataset for face morphing detection, we built a face morphing database (FM-database) and then it is used to evaluate the effectiveness of the proposed FD-GAN.

4.1. The setup of the FM-database

The FM database contains 63 subjects (27 females and 36 males). It is divided into three disjoint subsets: training set, development set and testing set, and they consist of 28, 7 and 28 subjects, respectively. All subjects were photographed twice with an interval of one week and 10~12 frontal images were taken each time. Thus, there are about 23 images for each of 63 subjects. One image with ideal quality of each subject is chosen for creating morphed facial images and the rest are used to construct the bona fide facial images (with a total of 1378 images). The facial images of all subjects are captured by Canon 550D SLR camera following the ICAO guidelines on eMRTD. To

guarantee the disjoint nature of the database as mentioned above, the morphed facial images are independently generated in training, development, and testing set. In each subset, face morphing images are automatically generated according to the workflow proposed in [9].

To effectively evaluate the validity of the FM database, a commercial FRS Megvii Face++ Compare API [25] is exploited. A successful morphing attack to the FRS is defined that both subjects of the morphed image can be successfully accepted by the system [2]. It means that each morphed face image needs to be compared with the images of all subjects, which are contributed to the morphing process. By using Face++, the Compare API requires to be called twice, and only two returned scores are both greater than the recommended threshold can the morphed face image be considered to be a successful face morphing attack. The recommended threshold of Face++ Compare API is 62.37 when FAR is 0.1% (FRONTEX recommends that the operation point of FRS in border control scenarios is at FAR=0.1%).

Finally, 1378 morphed face images (with various fusion factors) that successfully attack the Face++ are collected into the FM-database. Among them, 584 morphed face images are used for restoration testing.

4.2. Implementation Details

In order to make the training phase effective, all the input images are aligned according to 5 facial landmarks by using dlib programming library [26]. Each facial image is resized to $128 \times 128 \times 3$ pixels, and the restored facial images from the generator are of the same size.

For networks I and D , four convolution layers and three convolution layers are used, respectively. Similar to DC-GAN [27], the pooling layers are replaced with strided convolutions. For the network R , it is an inverse structure of I . The up-sampling layers are used, and the convolution layers are replaced with deconvolution layers. For the network S , the structure is shown in Figure 3. For network D , three convolution layers are used. The ReLU activation is used in network I , S , and R , and the Leaky ReLU activation is used in network D . As for the loss weights, they are empirically set as $\lambda_1 = 10$, $\lambda_2 = 1$ and $\beta_1 = 1$.

The FD-GAN is implemented using the deep learning toolbox Tensorflow 1.11.0 [28].

4.3. Experimental results

In the experiments, two situations are considered. The first is the ideal case. The template face images are used to generate the morphing facial image, and each of them is obtained as an auxiliary image for training and testing. The purpose is to verify the feasibility of the proposed FD-GAN. The second is the real application scenario. The facial images captured by FRS are used for training and testing, which may contain various expression, make-up and




Figure 4: Restoration results of FD-GAN and its variants.

occlusion.

For the first situation, an ablation study is performed. Different loss combinations and without use of symmetric dual network are done to the FD-GAN to evaluate its performance. Here, four variations of FD-GAN are compared, and they are 1) removing the loss L_{pix} , 2) removing the loss L_f , 3) removing the loss L_{sym} , and 4) training without symmetric dual network architecture (denoted as w/o SDN). The visualization samples of each variant are shown in Figure 4. As expected, FD-GAN including all losses achieves the best visual effects. Without the loss L_{pix} , it is almost impossible to generate the real face images. Without symmetric dual network architecture, the restored facial images are obviously different from the ground truth. After removing the loss L_f , the restored facial images are also different from the ground truth, but there is a certain improvement than those without symmetrical structure network. When the loss L_{sym} is removed, the facial asymmetry is apparent in nostrils and eyes' size.

To quantitatively evaluate the performance of FD-GAN, Face++ is used to compare the restored facial image I_b^1 with I_b^0 and I_a^0 , respectively. When the system determines that I_b^1 matches I_b^0 but it does not match I_a^0 , the restoration is regarded as successful. The restoration accuracy is defined

Method	w/o L_{pix}	w/o SDN	w/o L_f	w/o L_{sym}	FD-GAN
Accuracy	-	45.55%	49.32%	79.11%	85.97%

Table 1: The restoration accuracy with ablation in situation 1.




Figure 5: Restoration results with expression, make-up and occlusion changes.

Method	w/o L_{pix}	w/o SDN	w/o L_f	w/o L_{sym}	FD-GAN
Accuracy	-	33.56%	49.82%	61.13%	64.90%

Table 2: The restoration accuracy with ablation in situation 2.

as

$$Accuracy = \frac{N}{T}, \quad (18)$$

where N represents the number of successfully restored facial images, and T represents the total number of restored facial images.

The restoration accuracy is listed in Table 1. For the second situation, the same hyper-parameters (loss weight and learning rate etc.) of the first situation are used for simplicity. Some synthetic samples are illustrated in Figure 5, and the restoration accuracy is listed in Table 2.

Comparing the results listed in Table 1 and Table 2, the restoration accuracy of the second situation is much lower than that of the first situation. This is mainly because the facial images captured by FRS in the second situation have more variants in expression, make-up, occlusion, etc. Therefore, it is more difficult to restore the face morphing accomplice. Nevertheless, the experimental results still show the superiority of the proposed FD-GAN of the symmetric dual structure. In addition, since all morphed images used in the experiments can successfully spoof Face++, the implementation of FD-GAN can significantly reduce the possibility of successful face morphing attack and further restore the accomplice's facial image.

5. Conclusion

In this paper, a FD-GAN is proposed to restore the face morphing accomplice's facial image, and its source code will soon be available in Github. To the best of our knowledge, it is the first work to restore the face morphing accomplice's facial image using learning-based generation approach. The symmetric dual network is specially

designed to effectively disentangle the identity features of the morphing participants. Experimental results demonstrate that the proposed FD-GAN can achieve fairly good restoration performance. Our future work will be concentrated on improving the morphing contributor's facial restoration accuracy involving expression, posture, make-up and occlusion variants.

References

- [1] D. ICAO. 9303-machine readable travel documents-part 9: Deployment of biometric identification and electronic storage of data in eMRTDs, 2015.
- [2] M. Ferrara, A. Franco, and D. Maltoni. The magic passport. In *IJCB*, 2014.
- [3] D. J. Robertson, R. S. Kramer, and A. M. Burton. Fraudulent ID using face morphs: Experiments on human and automatic recognition. *PloS one*, 12(3):e0173319, 2017.
- [4] M. Gomez-Barrero, C. Rathgeb, U. Scherhag, and C. Busch. Is your biometric system robust to morphing attacks? In *IWBF*, 2017.
- [5] U. Scherhag, R. Raghavendra, K. B. Raja, M. Gomez-Barrero, C. Rathgeb, and C. Busch. On the vulnerability of face recognition systems towards morphed face attacks. In *IWBF*, 2017.
- [6] U. Scherhag, A. Nautsch, C. Rathgeb, M. Gomez-Barrero, R. N. Veldhuis, L. Spreeuwiers, M. Schils, D. Maltoni, P. Grother, S. Marcel, et al. Biometric systems under morphing attacks: Assessment of morphing techniques and vulnerability reporting. In *BIOSIG*, 2017.
- [7] L. Wandzik, R. V. Garcia, G. Kaeding, and X. Chen. Cnns under attack: on the vulnerability of deep neural networks based face recognition to image morphing. In *IWDW*, 2017.
- [8] R. Raghavendra, K. B. Raja, and C. Busch. Detecting morphed face images. In *BTAS*, 2016.
- [9] A. Makrushin, T. Neubert, and J. Dittmann. Automatic generation and detection of visually faultless facial morphs. In *VISGRAPP (6: VISAPP)*, 2017.
- [10] M. Hildebrandt, T. Neubert, A. Makrushin, and J. Dittmann. Benchmarking face morphing forgery detection: application of stirtrace for impact simulation of different processing steps. In *IWBF*, 2017.
- [11] C. Kraetzer, A. Makrushin, T. Neubert, M. Hildebrandt, and J. Dittmann. Modeling attacks on photo-id documents and applying media forensics for the detection of facial morphing. In *IH&MMSec*, 2017.
- [12] T. Neubert. Face morphing detection: An approach based on image degradation analysis. In *IWDW*, 2017.
- [13] R. Raghavendra, K. B. Raja, S. Venkatesh, and C. Busch. Transferable deep-cnn features for detecting digital and print-scanned morphed face images. In *CVPRW*, 2017.
- [14] C. Seibold, W. Samek, A. Hilsman, and P. Eisert. Detection of face morphing attacks by deep learning. In *IWDW*, 2017.
- [15] L.-B. Zhang, F. Peng, and M. Long. Face morphing detection using fourier spectrum of sensor pattern noise. In *ICME*, 2018.
- [16] L. Debiasi, U. Scherhag, C. Rathgeb, A. Uhl, and C. Busch. Prnu-based detection of morphed face images. In *IWBF*, 2018.

- [17] M. Ferrara, A. Franco, and D. Maltoni. Face demorphing. *IEEE Transactions on Information Forensics and Security*, 13(4):1008–1017, 2018.
- [18] I. Goodfellow, J. Pouget-Abadie, M. Mirza, B. Xu, D. Warde-Farley, S. Ozair, A. Courville, and Y. Bengio. Generative adversarial nets. In *NIPS*, 2014.
- [19] R. Huang, S. Zhang, T. Li, R. He, et al. Beyond face rotation: Global and local perception gan for photorealistic and identity preserving frontal view synthesis. In *ICCV*, 2017.
- [20] Y. Li, L. Song, X. Wu, R. He, and T. Tan. Anti-makeup: Learning a bi-level adversarial network for makeup-invariant face verification. In *AAAI*, 2018.
- [21] J. Bao, D. Chen, F. Wen, H. Li, and G. Hua. Towards openset identity preserving face synthesis. In *CVPR*, 2018.
- [22] J.-Y. Zhu, T. Park, P. Isola, and A. A. Efros. Unpaired image-to-image translation using cycle-consistent adversarial networks. In *ICCV*, 2017.
- [23] K. He, X. Zhang, S. Ren, and J. Sun. Deep residual learning for image recognition. In *CVPR*, 2016.
- [24] G.-J. Qi. Loss-sensitive generative adversarial networks on lipschitz densities. *arXiv preprint arXiv:1701.06264*, 2017.
- [25] Face++ Compare API. <https://www.faceplusplus.com/face-comparing/>. [Online].
- [26] Dlib C++ Library. <http://dlib.net/>. [Online].
- [27] A. Radford, L. Metz, and S. Chintala. Unsupervised representation learning with deep convolutional generative adversarial networks. In *ICLR*, 2016.
- [28] Tensorflow. <https://tensorflow.google.cn/>. [Online].