

# Validity and Robustness of Tests in Survival Analysis under Covariate-Adaptive Randomization

Ting Ye and Jun Shao

Department of Statistics, University of Wisconsin-Madison

## Abstract

Covariate-adaptive randomization is popular in clinical trials with sequentially arrived patients for balancing treatment assignments across prognostic factors which may have influence on the response. However, there exists no theoretical work about testing hypotheses under covariate-adaptive randomization in survival analysis, although covariate-adaptive randomization has been used in survival analysis for a long time and its main application is in survival analysis. Often times, practitioners would simply adopt a conventional test such as the log-rank test or score test to compare two treatments, which is controversial since tests derived under simple randomization may not be valid under other randomization schemes. In this article, we prove that the log-rank test valid under simple randomization is conservative in terms of type I error under covariate-adaptive randomization, and the robust score test developed under simple randomization is no longer robust under covariate-adaptive randomization. We then propose a calibration type log-rank or score test that is valid and robust under covariate-adaptive randomization. Furthermore, we obtain Pitman's efficacy of log-rank and score tests to compare their asymptotic relative efficiency. Simulation studies about the type I error and power of various tests are presented under several popular randomization schemes.

*Keywords:* Covariate adaptive randomization; Log-rank test; Pitman asymptotic relative efficiency; Robustness against model misspecification; Survival analysis; Type I error.

# 1 Introduction

In a clinical trial to compare the effectiveness of two treatments, simple randomization, also known as complete randomization, assigns patients independently into two treatment groups with equal probability. Simple randomization is widely accepted because it provides a basis for statistical inference. In survival analysis, however, patients are not all available for simultaneous assignment of treatment but rather arrive sequentially and must be treated immediately. In such a case, simple randomization may yield highly disparate sample sizes across prognostic factors, e.g., institution, disease stage, prior treatment, sex, and age, which are known or thought to have significant influence on the response. Imbalance of treatment assignments across these factors may cause a confounding of the treatment effect and obscure the causation of active treatment itself to the observed effect.

Many covariate-adaptive randomized treatment allocation schemes have been proposed, which have advantages of minimizing imbalance between treatment groups across covariates or prognostic factors, reducing selection bias, minimizing accidental bias, and improving efficiency in inference (Efron, 1971; Pocock and Simon, 1975; Wei, 1977, 1978a,b; Weir and Lees, 2003). One of the oldest covariate-adaptive randomization methods is the minimization procedure developed by Taves (1974). Pocock and Simon (1975) generalized Taves' method and proposed to sequentially allocate patients with different probabilities to ensure treatment arms are marginally balanced within levels of each prognostic factor. A special case of Pocock and Simon's method is to apply the biased coin method (Efron, 1971) to patients stratified by prognostic factors, which is referred to as the covariate-adaptive biased coin method. Another popular method that has been extensively implemented in clinical studies is the permuted block design stratified based on prognostic covariates (Zelen, 1974). A nice summary of the randomization schemes can be found in Schulz and Grimes (2018). As pointed out in Taves (2010), there are over 500 clinical trials which implemented Pocock and

Simon's procedure to balance important covariates from 1989 to 2008. More recent examples of applying covariate-adaptive randomization can be found in van der Ploeg et al. (2010), Fakhry et al. (2015), Breugom et al. (2015), Stott et al. (2017), and Sun et al. (2018).

In spite of the high prevalence of covariate-adaptive randomization, conventional tests are often utilized in practice (e.g., in 2018 *New England Journal of Medicine*, there are 9 articles using stratified permuted block design but conventional log-rank test or Wald's test), which has been raising concerns because statistical testing of the treatment effect should be performed using a test procedure valid under the particular randomization scheme used in data collection. Here, the validity of a test procedure refers to the type I error rate of the test is no larger than a given significance level, at least in the limiting sense. Shao et al. (2010) initiated theoretical investigations on the validity of tests under covariate-adaptive randomization, and proved the conservativeness of two sample t-test under covariate-adaptive biased coin randomization and linear model. Shao and Yu (2013) further justified their findings under generalized linear model, and found the regular Wald test with model misspecification is conservative under covariate-adaptive biased coin randomization. Ma et al. (2015) also focused on linear models and showed the statistical testing to compare treatment effects is conservative under a large family of randomization schemes. In a recent paper, Bugni et al. (2017) studied the behaviour of t-test and permutation test more comprehensively under different covariate-adaptive randomization schemes based on linear model. However, so far the study of testing hypotheses under covariate-adaptive randomization in survival analysis is limited to empirical investigations, despite the fact that covariate-adaptive randomization has been used in survival analysis for a long time, and its main application is in survival analysis rather than any other statistical analysis. The main reason for lack of theoretical result is that models for time-to-event data in survival analysis is highly nonlinear and, thus, techniques used in linear, generalized linear, or general additive models are not applicable.

To obtain a valid test, one approach is to construct a test under a correctly specified

model that includes all covariates used in covariate-adaptive randomization (Shao et al., 2010). However, it is not always practical to include all covariates in the model for constructing a valid test procedure, mainly because it is difficult to incorporate some covariates in a model and the more covariates are included, the more likely the model may be misspecified or too complicated to be useful. For example, as described in Breugom et al. (2015), a Cox proportional hazard model was adopted for survival data under a permuted block randomization of size six with stratification according to center, residual tumor, time between last irradiation and surgery, and preoperative treatment. It is difficult to specify a correct Cox model with these many covariates. Thus, it is of great interest to derive tests that are valid under covariate-adaptive randomization when some or all covariates used in randomization are not included in model, and are robust against model misspecification. The robustness issue has been studied in linear and generalized linear models, where Shao et al. (2010) and Shao and Yu (2013) developed a robust bootstrap test under covariate-adaptive randomization, and Ye (2018) proposed a robust calibrated t-test to alleviate the computational complexity due to bootstrapping.

The purpose of our research is to establish a theory for testing hypotheses in survival analysis under covariate-adaptive randomization, which provides some guidance in this field in which covariate-adaptive randomization has its major application. Our theory is based on a working Cox model and includes a study of the robustness of tests against misspecification of the model, under covariate-adaptive randomization.

After a detailed description of some popular covariate-adaptive randomization methods, in Section 2 we define the validity and conservativeness of tests and discuss the robustness issue. Section 3 presents asymptotic results of the score test under covariate-adaptive randomization, which leads to results on the validity and conservativeness of score test. This theory also covers the popular log-rank test. Since the score test and log-rank test are conservative under covariate-adaptive randomization, we propose a calibration method to construct

valid tests which are also robust against model misspecification. To compare powers of tests, results on Pittman’s asymptotic relative efficiency are also included. In Section 4, simulation studies are conducted to examine the finite sample performances of tests and our theory regarding type I error and power is supported by simulation results. Section 5 summarizes our main findings. All technical details are given in the Appendix in Supplemental Material.

## 2 Design, Assumption, Validity and Robustness of Tests

Let  $n$  be the total number of patients in both arms,  $\mathbf{V}_i$  be a vector of all measured and unmeasured covariates for the  $i$ th patient, which can be time-varying but the index  $t$  is omitted,  $\mathbf{Z}_i$  be a subset of  $\mathbf{V}_i$ , a discrete time-independent baseline measured covariate with finitely many categories for which we want to balance by covariate-adaptive randomization, and  $I_i$  be the treatment indicator equaling  $j$  if patient  $i$  is assigned to treatment  $j$ ,  $j = 0, 1$ .

We first consider the design, i.e., the method of generating treatment assignments,  $I_i$ ’s. Treatment assignments under simple randomization are achieved by tossing a fair coin independently with the other variables so that  $P(I_i = 1) = P(I_i = 0) = 1/2$  for all  $i$ . To alleviate the imbalance between treatment groups, permuted block randomization is most frequently used, which can ensure the balancedness of two treatment groups at the end of every block. For example, with a block of  $2b$  consecutively enrolled patients, exactly  $b$  patients are randomly allocated to one treatment. The block size  $2b$  can remain fixed throughout the trial or varied under a pre-specified pattern. The permuted block randomization is very easy to implement and is quite effective in eliminating unbalanced design, but sometimes it is criticized to be too deterministic to result in selection bias. Biased coin (Efron, 1971) is an alternative approach that can assure the imbalance to be controlled in probability without enforcing strict balancing. It assigns the  $(k + 1)$ th patient according to

$$P(I_{k+1} = 1) = \begin{cases} p, & D_k < 0 \\ 1/2, & D_k = 0 \\ 1 - p, & D_k > 0 \end{cases}, \quad (1)$$

where  $p$  is a prefixed probability greater than  $1/2$ ,  $D_0 = 0$  and  $D_k = \sum_{i=1}^k (2I_i - 1)$ , the difference between the number of patients in treatment 1 and treatment 0 after  $k$  assignments have been made. The urn design (Wei, 1977, 1978a,b) belongs to the family of biased coin randomization with adaptively changing  $p$ . It assigns the  $(k + 1)$ th patient according to (1) but with  $p$  being  $p_k = \frac{1}{2} + \frac{\omega|D_k|}{2(2s+\omega k)}$ , where  $\omega, s$  are pre-specified non-negative real numbers. When  $\omega = 0$ , it is the same as the simple randomization. Note that  $p_k$  tends toward  $\frac{1}{2}$  as  $k$  increases with fixed  $D_k$ , indicating the urn design would force balancedness at the beginning of the treatment allocation, and approach simple randomization as the size of the trial increases.

The aforementioned three adaptive randomizations are not themselves covariate adaptive since they do not use any covariate information in treatment allocation. To balance across patients' prognostic profile, we could form strata by levels of  $\mathbf{Z}_i$  and apply these randomization methods within each stratum. They are named stratified permuted block randomization, covariate-adaptive biased coin randomization, and stratified urn design, respectively.

Pocock and Simon's marginal method (Pocock and Simon, 1975) is also widely used. It assigns patients using (1) but with  $D_k$  defined as a weighted sum of squared or absolute differences between number of patients over marginal levels of  $\mathbf{Z}_i$ . The covariate-adaptive biased coin is a special case of Pocock and Simon's method when  $\mathbf{Z}_i$  is one-dimensional. This method does not directly enforce balance in each stratum of  $\mathbf{Z}_i$ , but can be applied when the number of strata is too large and stratified randomization is infeasible.

Unless simple randomization is used,  $I_i$ 's are dependent and each  $I_i$  depends on the entire  $\{\mathbf{Z}_1, \dots, \mathbf{Z}_n\}$ . Since randomization is balanced, it is always true that  $E(I_i | \mathbf{Z}_1, \dots, \mathbf{Z}_n) = 1/2$ .

Next, we describe data collected under a given treatment assignment design and introduce some notation. Let  $X_{ij}^*$  and  $C_{ij}$  be the potential failure time and censoring time, respectively, for patient  $i$  assigned to treatment  $j$ ,  $X_{ij} = \min(X_{ij}^*, C_{ij})$ ,  $\delta_{ij} = 1$  if  $X_{ij} = X_{ij}^*$ , and  $\delta_{ij} = 0$  if

$X_{ij} = C_{ij}$ . For each patient, only one of the two treatments can be received, so the observed response with possible censoring for patient  $i$  is  $(X_i, \delta_i)$ , where  $X_i = I_i X_{i1} + (1 - I_i) X_{i0}$  and  $\delta_i = I_i \delta_{i1} + (1 - I_i) \delta_{i0}$ . Throughout we assume that  $(X_{i0}^*, C_{i0}, X_{i1}^*, C_{i1}, \mathbf{V}_i)$ ,  $i = 1, \dots, n$ , are independent and identically distributed (i.i.d.), and that the following conditions hold.

(C1)  $(X_{ij}^*, C_{ij}, \mathbf{V}_i)$ 's and  $I_i$ 's are independent conditioned on  $\mathbf{Z}_i$ 's.

(C2) Censoring is non-informative in the sense that  $X_{ij}^*$  and  $C_{ij}$  for patient  $i$  are independent conditioned on covariate  $\mathbf{V}_i$ .

(C3)  $C_{i1} | \mathbf{V}_i \stackrel{d}{=} C_{i0} | \mathbf{V}_i$ , where  $A \stackrel{d}{=} B$  means that  $A$  and  $B$  are identically distributed.

Condition (C1) is reasonable because (i) given  $\mathbf{Z}_i$ ,  $\mathbf{V}_i$  contains covariates not used in randomization, and (ii) treatment assignments do not affect the potential failure time and censoring, although they do affect the observed outcomes  $X_i$ 's and  $\delta_i$ 's through  $X_i = I_i X_{i1} + (1 - I_i) X_{i0}$  and  $\delta_i = I_i \delta_{i1} + (1 - I_i) \delta_{i0}$ . All the covariate-adaptive randomization designs described so far satisfy (C1). Condition (C2) is typical in survival studies. Condition (C3) guarantees that the score function defined later in (6) has asymptotic mean zero under  $H_0$ , regardless of whether the model used to derive the score function is correct or not. A slightly weaker condition is also assumed by DiRienzo and Lagakos (2002) and Kong and Slud (1997) in the case of simple randomization. This condition is reasonable under many realistic situations, but it is not fully general, since it requires that after adjusting for  $\mathbf{V}_i$ , the censoring distribution no longer depends on the treatment group. When censoring is because of adverse effects, for example, it is related with the treatment group. But if the adverse events can be largely explained by patients' genotype or prognostic factors that are either measured or unmeasured, then (C3) can still be reasonable.

We are interested in testing whether there is a treatment effect, i.e.,

$$H_0 : X_{i1}^* | \mathbf{V}_i \stackrel{d}{=} X_{i0}^* | \mathbf{V}_i \quad \text{versus} \quad H_1 : H_0 \text{ does not hold}$$

A test statistic  $T$  is a function of observed data constructed such that the null hypothesis  $H_0$  is rejected if and only if  $|T| > z_{\alpha/2}$ , where  $\alpha$  is a given significance level and  $z_{\alpha/2}$  is the

$(1 - \alpha/2)$ th quantile of the standard normal distribution.  $T$  is said to be (asymptotically) valid if under  $H_0$ ,

$$\lim_{n \rightarrow \infty} P(|T| > z_{\alpha/2}) \leq \alpha \quad (2)$$

with equality holding for at least some parameter values under the null hypothesis  $H_0$ .  $T$  is said to be (asymptotically) conservative if under  $H_0$ , there exists an  $\alpha_0$  such that

$$\lim_{n \rightarrow \infty} P(|T| > z_{\alpha/2}) \leq \alpha_0 < \alpha. \quad (3)$$

Cox proportional hazard model is a very popular model in survival analysis. Suppose that tests of  $H_0$  are based on fitting the following working model,

$$\text{the hazard function for patient } i \text{ is } \lambda_0(t) \exp\{\theta I_i + \beta' \mathbf{W}_i\}, \quad (4)$$

where  $\mathbf{W}_i$  is an observed vector whose components are bounded functions of the components of  $\mathbf{V}_i$ ,  $\beta$  is an unknown parameter vector,  $\beta'$  is the transpose of  $\beta$ , and  $\lambda_0(t)$  is an unspecified baseline hazard function. Model (4) is a working model because it can be incorrect, either  $\mathbf{W}_i$  may have arisen from mis-modeling and/or omitting components of  $\mathbf{V}_i$ , or the form of proportion hazard is not correct. Using model (4), we only need to observe  $\mathbf{W}_i$ , not necessarily the entire  $\mathbf{V}_i$ .

Under simple randomization, the score and Wald tests based on (4) are asymptotically equivalent (DiRienzo and Lagakos, 2002). We find that the same is true under covariate-adaptive randomization and, thus, we focus on the score test in the rest of this article.

With the working model (4), the partial likelihood function is

$$L(\theta, \beta) = \prod_{i=1}^n \left[ \frac{\exp(\theta I_i + \beta' \mathbf{W}_i)}{\sum_{k=1}^n Y_k(X_i) \exp(\theta I_k + \beta' \mathbf{W}_k)} \right]^{\delta_i},$$

where  $Y_i(t) = I_i Y_{i1}(t) + (1 - I_i) Y_{i0}(t)$ ,  $Y_{ij}(t) = I(X_{ij} \geq t)$ , and  $I(\cdot)$  is the indicator function. The model-based score test for testing  $H_0$  is

$$T_M = n^{-1/2} U_\theta(0, \hat{\beta}_0) / \{\hat{A}(0, \hat{\beta}_0)\}^{1/2}, \quad (5)$$



where

$$U_{\theta}(0, \beta) = \frac{\partial \log L(\theta, \beta)}{\partial \theta} \Big|_{\theta=0} = \sum_{i=1}^n \int_0^{\tau} \left\{ I_i - \frac{S_n^{(1)}(\beta, t)}{S_n^{(0)}(\beta, t)} \right\} dN_i(t), \quad (6)$$

$\widehat{A}(0, \beta) = -n^{-1} \partial^2 \log L(\theta, \beta) / \partial \theta^2 |_{\theta=0}$ ,  $S_n^{(r)}(\beta, t) = n^{-1} \sum_{i=1}^n Y_i(t) \exp\{\beta' \mathbf{W}_i\} I_i^r$ ,  $r = 0, 1$ ,  $N_i(t) = I_i N_{i1}(t) + (1 - I_i) N_{i0}(t)$ ,  $N_{ij}(t) = \delta_{ij} I(X_{ij} \leq t)$ , the upper limit  $\tau$  in the integral is a point satisfying  $P(X_{ij} \geq \tau) > 0$  for  $j = 0, 1$ , and  $\widehat{\beta}_0$  is the maximum partial likelihood estimator of  $\beta$  under constraint  $\theta = 0$ . From Theorem 2.1 of Struthers and Kalbfleisch (1986),  $\widehat{\beta}_0$  converges in probability to a unique vector  $\beta_*$  under some regularity condition (see the conditions in Theorem 1 of our Section 3.1), regardless of whether model (4) is correct or not. If model (4) is correct, then  $\beta_*$  is the true value of  $\beta$  in the true hazard function, and  $T_M$  in (5) is valid in the sense of (2) under simple randomization as well as under covariate-adaptive randomization, where the result for covariate-adaptive randomization follows directly from the general result in Shao et al. (2010).

However, the model-based score test  $T_M$  is very fragile to model misspecification. A test developed under working model (4) is said to be robust if it is valid according to (2) regardless of whether the working hazard model (4) is correct or misspecified. In what follows, robustness refers to robustness against misspecification of model (4).

Under simple randomization, there are discussions on constructing robust score and Wald tests (Lin and Wei, 1989; Kong and Slud, 1997; DiRienzo and Lagakos, 2002). In particular, Lin and Wei (1989) proposed the following score test robust under simple randomization,

$$T_S = n^{-1/2} U_{\theta}(0, \widehat{\beta}_0) / \{\widehat{B}(0, \widehat{\beta}_0)\}^{1/2}, \quad (7)$$

where

$$\widehat{B}(0, \beta) = \frac{1}{4n} \sum_{i=1}^n \left[ \delta_i - \sum_{j=1}^n \frac{\delta_j Y_i(X_j) \exp\{\beta' \mathbf{W}_i\}}{n S_n^{(0)}(\beta, X_j)} \right]^2. \quad (8)$$

The difference between  $T_M$  in (5) and  $T_S$  in (7) is the variance estimator in the denominator. The variance estimator in (8) is a robust estimator under simple randomization.

Besides tests based on model (4), another popular test in survival analysis is the log-rank test, which does not use any covariate or model, and is robust under simple randomization.

The question we would like to address is, what is the behavior of log-rank test and score test under covariate-adaptive randomization? Is the score test  $T_S$  given in (7) robust under simple randomization still robust under covariate-adaptive randomization?

### 3 Main results

#### 3.1 Validity or conservativeness of score test

Let  $p(t) = E \{Y_i(t)\lambda(t, \mathbf{V}_i)\} / E \{Y_i(t) \exp(\beta'_* \mathbf{W}_i)\}$ , where, throughout this article, the unspecified function  $\lambda(t, \mathbf{V}_i)$  denotes the true hazard function of patient  $i$  under  $H_0$ , and the expectation  $E$  is taken under  $H_0$  and the true hazard  $\lambda(t, \mathbf{V}_i)$ , not necessarily the working model (4) with  $\theta = 0$ . To study the behavior of the score test  $T_S$  in (7) under covariate-adaptive randomization and  $H_0$ , we first study the asymptotic distribution of its numerator

$$\begin{aligned} n^{-1/2}U_\theta(0, \widehat{\beta}_0) &= n^{-1/2}U_\theta(0, \beta_*) + o_p(1) \\ &= n^{-1/2} \sum_{i=1}^n \int_0^\tau \left( I_i - \frac{1}{2} \right) \{dN_i(t) - p(t)Y_i(t) \exp(\beta'_* \mathbf{W}_i)dt\} + o_p(1) \\ &= n^{-1/2} \sum_{i=1}^n \{I_i O_{i1} - (1 - I_i)O_{i0}\} + o_p(1), \end{aligned} \quad (9)$$

where the first two equalities are proved in the Appendix (Supplementary Material) and

$$O_{ij} = 2^{-1} \int_0^\tau \{dN_{ij}(t) - p(t)Y_{ij}(t) \exp(\beta'_* \mathbf{W}_i)dt\}. \quad (10)$$

Under simple randomization, the sum in (9) has i.i.d. terms, and thus the central limit theorem can be easily applied. Under covariate-adaptive randomization, difficulty arises because the sum in (9) has dependent terms due to the fact that  $I_i$ 's are dependent and each  $I_i$  depends on  $\{\mathbf{Z}_i, i = 1, \dots, n\}$ , not just  $\mathbf{Z}_i$ . To handle this problem under covariate-adaptive randomization, we consider the decomposition  $n^{-1/2}U_\theta(0, \beta_*) = U_1 + U_2 + o_p(1)$ , where

$$\begin{aligned} U_1 &= n^{-1/2} \sum_{i=1}^n \{I_i(O_{i1} - E_i) - (1 - I_i)(O_{i0} - E_i)\}, \\ U_2 &= n^{-1/2} \sum_{i=1}^n (2I_i - 1) E_i = n^{-1/2} \sum_{\mathbf{z}} D_n(\mathbf{z}) E(O_{ij} | \mathbf{Z}_i = \mathbf{z}), \end{aligned}$$

$O_{ij}$  is given by (10),  $E_i = E(O_{ij}|\mathbf{Z}_i)$ ,  $j = 0, 1$ , and

$$D_n(\mathbf{z}) = \sum_{i:\mathbf{Z}_i=\mathbf{z}} (2I_i - 1) = \sum_{i:\mathbf{Z}_i=\mathbf{z}} I_i - \sum_{i:\mathbf{Z}_i=\mathbf{z}} (1 - I_i) \quad (11)$$

is the imbalance between treatment assignments within stratum  $\mathbf{Z}_i = \mathbf{z}$ . Note that (C2)-(C3) imply  $E(O_{i1}|\mathbf{V}_i) = E(O_{i0}|\mathbf{V}_i)$  under  $H_0$  and consequently  $E_i$  does not depend on  $j$ .

Because (C1) implies  $E(U_1) = 0$ , and the condition  $E(I_i|\mathbf{Z}_1, \dots, \mathbf{Z}_n) = 1/2$  implies  $E(U_2) = 0$ ,  $n^{-1/2}U_\theta(0, \beta_*)$  has asymptotic mean zero. Together with the central limit theorem applied to the conditional distribution of  $U_1$  given  $(I_i, \mathbf{Z}_i)$ 's and the dominated convergence theorem, we show in the Appendix that

$$U_1 \xrightarrow{D} N(0, E\{\text{var}(O_{ij}|\mathbf{Z}_i)\}), \quad (12)$$

where  $\xrightarrow{D}$  denotes convergence in distribution as the sample size  $n$  increases to infinity. Result (12) generally holds for covariate-adaptive randomization methods discussed in Section 2, including the simple randomization. To derive an asymptotic distribution for  $U_2$ , which together with (12) leads to an asymptotic distribution for  $n^{-1/2}U_\theta(0, \beta_*) = U_1 + U_2 + o_p(1)$ , we need some property of covariate-adaptive randomization, i.e., some property of the imbalance measure  $D_n(\mathbf{z})$  defined in (11). The first simple property is

$$(D1) \quad n_{\mathbf{z}}^{-1/2}D_n(\mathbf{z}) = o_p(1) \text{ for every } \mathbf{z}, \text{ where } n_{\mathbf{z}} \text{ is the number of subjects with } \mathbf{Z}_i = \mathbf{z}.$$

Stratified permuted block randomization and covariate-adaptive biased coin randomization discussed in Section 2 are examples of covariate-adaptive randomization satisfying (D1). Specifically, under stratified permuted block randomization, for every  $\mathbf{z}$ ,  $D_n(\mathbf{z})$  is at maximum half of block size if the block size is fixed, or half of the last block size if the block size varies; thus  $D_n(\mathbf{z})$  is bounded. As for covariate-adaptive biased coin randomization, it is proved in Efron (1971) that  $D_n(\mathbf{z})$  is bounded in probability for every  $\mathbf{z}$ .

If (D1) holds, then it immediately follows from its definition that  $U_2 = o_p(1)$  and hence

$$n^{-1/2}U_\theta(0, \widehat{\beta}_0) \xrightarrow{D} N(0, E\{\text{var}(O_{ij}|\mathbf{Z}_i)\}). \quad (13)$$

Another type of covariate adaptive randomization designs has the property

(D2)  $n_{\mathbf{z}}^{-1/2} D_n(\mathbf{z}) \xrightarrow{D} N(0, \nu_D)$  for every  $\mathbf{z}$  and a  $\nu_D > 0$ , and  $D_n(\mathbf{z})$  and  $D_n(\mathbf{z}')$  are independent for all  $\mathbf{z} \neq \mathbf{z}'$ .

Simple randomization and stratified urn design are examples of covariate-adaptive randomization satisfying (D2). Specifically,  $\nu_D = 1$  under simple randomization and  $\nu_D = \frac{1}{3}$  under stratified urn design for any  $s$  and  $\omega$  as defined in Section 2 (Wei, 1978a,b).

Under condition (D2), we have  $U_2 \xrightarrow{D} N(0, \nu_D \text{var}(E_i))$ . Also, we prove in the Appendix that  $U_1$  and  $U_2$  are uncorrelated, and hence

$$n^{-1/2} U_\theta(0, \widehat{\beta}_0) \xrightarrow{D} N(0, E\{\text{var}(O_{ij} | \mathbf{Z}_i)\} + \nu_D \text{var}(E_i)) \quad (14)$$

Note that (13) is a special case of (14) with  $\nu_D = 0$ .

We now turn to the denominator of  $T_S$ , i.e.  $\widehat{B}(0, \widehat{\beta}_0)$  defined in (8). Because  $E(O_{ij}) = 0$  and  $\widehat{B}(0, \widehat{\beta}_0)$  is obtained by replacing unknown quantities in  $n^{-1} \sum_{i=1}^n O_i^2$  with their empirical estimators, we conclude that under  $H_0$ ,

$$\widehat{B}(0, \widehat{\beta}_0) \xrightarrow{P} \text{var}(O_{ij}) = E\{\text{var}(O_{ij} | \mathbf{Z}_i)\} + \text{var}(E_i), \quad (15)$$

where  $\xrightarrow{P}$  denotes convergence in probability. The following result shows the validity or conservativeness of  $T_S$  in (7) under covariate-adaptive randomization.

**Theorem 1.** *Assume (C1)-(C3) and that  $-n^{-1} \partial^2 \log L(\theta, \beta) / \partial \beta \partial \beta' |_{\beta=\beta_*}$  converges in probability to a positive definite matrix (Struthers and Kalbfleisch, 1986). Under covariate-adaptive randomization with either (D1) or (D2),  $T_S$  in (7) has the following property under  $H_0$ , regardless of whether the working model (4) is correct or not:*

$$\lim_{n \rightarrow \infty} P(|T_S| > z_{\alpha/2}) = 2\Phi \left( -z_{\alpha/2} \left[ \frac{E\{\text{var}(O_{ij} | \mathbf{Z}_i)\} + \text{var}(E_i)}{E\{\text{var}(O_{ij} | \mathbf{Z}_i)\} + \nu_D \text{var}(E_i)} \right]^{1/2} \right), \quad (16)$$

where  $\Phi$  is the standard normal cumulative distribution function and  $\nu_D = 0$  when (D1) holds.

A number of conclusions can be drawn from (16). First,  $T_S$  is valid if  $\nu_D = 1$  (e.g., under simple randomization). Second,  $T_S$  is also valid when  $\text{var}(E_i) = 0$ . Note that  $\text{var}(E_i) = 0$  together with  $E(E_i) = 0$  means  $E_i = 0$  a.s., or equivalently

$$\frac{E \{Y_{ij}(t)\lambda(t, \mathbf{V}_i)|\mathbf{Z}_i\}}{E \{Y_{ij}(t) \exp(\beta'_* \mathbf{W}_i)|\mathbf{Z}_i\}} = \frac{E \{Y_{ij}(t)\lambda(t, \mathbf{V}_i)\}}{E \{Y_{ij}(t) \exp(\beta'_* \mathbf{W}_i)\}} \quad \text{a.s.}, \quad (17)$$

where  $\lambda(t, \mathbf{V}_i)$  is the true hazard under  $H_0$ , not necessarily the working hazard in (4) with  $\theta = 0$ . A sufficient condition for (17) is that the working model (4) is correct. To have a correct model (4), all useful components of  $\mathbf{Z}_i$  must be included as part of  $\mathbf{W}_i$  in model (4), where a component of  $\mathbf{Z}_i$  is not useful if it is independent of outcomes given other covariates. This is a conclusion given in Shao et al. (2010) for linear models, and we have just shown that it is also true for survival models. Third, for all covariate-adaptive randomization designs,  $\nu_D \leq 1$  because they provide more balanced treatment assignments than simple randomization. Hence  $T_S$  under covariate-adaptive randomization with  $\nu_D < 1$  is conservative when  $\text{var}(E_i) > 0$ . Since  $T_S$  is not valid unless (17) holds, which almost requires the correctness of the working model, the test  $T_S$  robust under simple randomization is no longer robust under some popular covariate-adaptive randomization methods with  $\nu_D < 1$ .

### 3.2 Conservativeness of log-rank test

The popular log-rank test is of the form

$$T_L = n^{-1/2} \sum_{i=1}^n \int_0^\tau \left\{ I_i - \frac{\bar{Y}_1(t)}{\bar{Y}(t)} \right\} dN_i(t) / \hat{\sigma}, \quad (18)$$

where  $\bar{Y}_1(t) = \sum_{i=1}^n I_i Y_i(t)$ ,  $\bar{Y}_0(t) = \sum_{i=1}^n (1 - I_i) Y_i(t)$ ,  $\bar{Y}(t) = \bar{Y}_0(t) + \bar{Y}_1(t)$ , and

$$\hat{\sigma}^2 = n^{-1} \sum_{i=1}^n \int_0^\tau \frac{\bar{Y}_1(t) \bar{Y}_0(t)}{\bar{Y}^2(t)} dN_i(t).$$

The numerator of  $T_L$  in (18) equals  $n^{-1/2} U_\theta(0, 0)$  with  $U_\theta(0, \beta)$  defined by (6). Hence, its limiting distribution under  $H_0$  is given by the right hand side of (14) with  $O_{ij}$  and  $E_i$  replaced by  $\tilde{O}_{ij} = 2^{-1} \int_0^\tau \{dN_{ij}(t) - \tilde{p}(t) Y_{ij}(t) dt\}$  and  $\tilde{E}_i = E(\tilde{O}_{ij} | \mathbf{Z}_i)$ , respectively, where

$\tilde{p}(t) = E \{Y_i(t)\lambda(t, \mathbf{V}_i)\} / E \{Y_i(t)\}$ . As proved in the Appendix, under  $H_0$ , the variance estimator

$$\hat{\sigma}^2 \xrightarrow{P} \text{var} \left( \tilde{O}_{ij} \right) \quad (19)$$

Therefore, result (16) holds for log-rank test under  $H_0$  with  $O_{ij}$  and  $E_i$  replaced by their counterparts  $\tilde{O}_{ij}$  and  $\tilde{E}_i$ , respectively, when covariate-adaptive randomization with property (D1) or (D2) is applied.

If  $\nu_D = 1$  (e.g., simple randomization), the log-rank test is valid. If  $\nu_D < 1$ , the log-rank test is conservative unless  $\tilde{E}_i = 0$  a.s., which is the unrealistic situation where the covariate  $\mathbf{Z}_i$  used for randomization is independent of the outcome. Therefore, we conclude that generally, the log-rank test is not robust under covariate-adaptive randomization.

### 3.3 Pocock and Simon’s marginal method

Results in subsections 3.1 and 3.2 require that either (D1) or (D2) holds, which is true under simple randomization, covariate-adaptive biased coin randomization, stratified permuted block randomization, and the stratified urn design. Here, we consider another popular covariate-adaptive randomization design, Pocock and Simon’s marginal method.

Ma et al. (2015) proved that the marginal imbalance measure for Pocock and Simon’s marginal method is bounded in probability. But this property does not help us to find the asymptotic behavior of tests under Pocock and Simon’s marginal method. In general,  $D_n(\mathbf{z})$  for Pocock and Simon’s marginal method does not have property (D1). Table 1 provides a numerical evidence that  $\text{var}(D_n(\mathbf{z}))/n$  does not tend to 0. Whether Pocock and Simon’s marginal method has property (D2) for some  $\nu_D$  is unfortunately unknown.

Hu and Hu (2012) modified Pocock and Simon’s approach and proposed to use a balance measure that is a weighted sum of the overall imbalance, marginal imbalance and strata imbalance. Through carefully designing the weights, the imbalance measure  $D_n(\mathbf{z})$  can be

bounded in probability and (D1) holds. However, this method is more complicated than Pocock and Simon’s marginal method.

From our technical results (14), (15), and (16), one conclusion we can make is that score test under Pocock and Simon’s marginal method is valid as long as model (4) is correct, which implies  $E_i = 0$  a.s., regardless of whether (D2) holds for Pocock and Simon’s marginal method. What we cannot tell definitely is the behavior of tests when (4) is a misspecified model and Pocock and Simon’s marginal method is used, while for other popular covariate-adaptive randomization methods we show in Section 3.2 that  $T_S$  and  $T_L$  are conservative.

In Section 4, we conduct simulation studies to empirically exam the performance of tests under Pocock and Simon’s marginal method.

### 3.4 Constructing valid and robust test

The results in subsections 3.1-3.2 tell us that the score test defined by (7), which is valid and robust under simple randomization, is no longer robust under covariate-adaptive randomization with  $\nu_D < 1$ , namely it is valid when model (4) is correct, but it is conservative when (4) is incorrect. The log-rank test, which is valid and robust under simple randomization, is always conservative under covariate-adaptive randomization with  $\nu_D < 1$ . Can we derive a test valid and robust under covariate-adaptive randomization with either  $\nu_D = 0$  or  $\nu_D < 1$ ?

Results (14) and (15) reveal why the score test  $T_S$  in (7) is not robust. The variance estimator  $\widehat{B}(0, \widehat{\beta}_0)$  in the denominator of (7) does not take into account of the variability of  $U_2$  reduced by covariate-adaptive randomization with  $\nu_D < 1$ , and thus it may be too large. Luckily  $\text{var}(E_i) = 0$  when model (4) is correct so that  $T_S$  is still valid, but when model (4) is incorrect and  $\text{var}(E_i) > 0$ , this variance estimator is too large and causes the conservativeness of  $T_S$ . The same can be said to the log-rank test  $T_L$  in (18), except that  $T_L$  does not get the help from modeling so that  $\widehat{\sigma}$  in the denominator of (18) is always too large

under covariate-adaptive randomization with  $\nu_D < 1$ , which results in the conservativeness of log-rank test.

If we can construct a variance estimator for the numerator of (7) or (18) that converges to the right variability under covariate-adaptive randomization and  $H_0$ , then we can obtain a test valid and robust, i.e., it is valid regardless of whether model (4) holds or not.

Under linear models, Shao et al. (2010) proposed a consistent variance estimator using the bootstrap method which involves re-generating treatment indicators for every bootstrap dataset with the same covariate-adaptive randomization. The price to pay is a large amount of computation, since treatment indicators have to be generated for every bootstrap sample.

We now propose another variance estimator which is computationally easy and is consistent and robust. From (14) and Theorem 1, we just need to construct a consistent estimator of  $E\{\text{Var}(O_{ij}|\mathbf{Z}_i)\} + \nu_D \text{var}(E_i)$ . Let  $\widehat{O}_i = \frac{1}{2} \left\{ \delta_i - \sum_{j=1}^n \frac{\delta_j Y_i(X_j) \exp\{\widehat{\beta}'_0 \mathbf{W}_i\}}{n S_n^{(0)}(\widehat{\beta}_0, X_j)} \right\}$  and  $\widehat{\sigma}_z^2$  be the sample variance of  $\widehat{O}_i$ 's within  $\mathbf{Z}_i = \mathbf{z}$ . Then, a consistent estimator of  $E\{\text{var}(O_{ij}|\mathbf{Z}_i)\}$  is  $n^{-1} \sum_{\mathbf{z}} n_{\mathbf{z}} \widehat{\sigma}_z^2$ . Also, let  $\widehat{E}_z$  be the sample mean of  $\widehat{O}_i$ 's within  $\mathbf{Z}_i = \mathbf{z}$ . Because  $E(E_i) = 0$ , a consistent estimator of  $\nu_D \text{var}(E_i)$  is  $n^{-1} \nu_D \sum_{\mathbf{z}} n_{\mathbf{z}} \widehat{E}_z^2$ . Note that  $\nu_D$  is a known constant for a given covariate-adaptive randomization design. Therefore, we propose the following calibrated score test statistic

$$T_{CS} = U_{\theta}(0, \widehat{\beta}_0) / \left\{ \sum_{\mathbf{z}} n_{\mathbf{z}} \left( \widehat{\sigma}_z^2 + \nu_D \widehat{E}_z^2 \right) \right\}^{1/2}. \quad (20)$$

This test is valid and robust, under the conditions in Theorem 1. While replacing the denominator of  $T_M$  in (5) by  $\widehat{B}(0, \widehat{\beta}_0)$  achieves the robustness of score test under simple randomization, replacing  $\widehat{B}(0, \widehat{\beta}_0)$  by a more robust variance estimator given in the denominator of (20) results in a score test robust under covariate-adaptive randomization.

For the log-rank test, since the numerator in (18) is the same as  $n^{-1/2} U_{\theta}(0, \widehat{\beta}_0)$  with  $\widehat{\beta}_0$  replaced by 0, a calibrated log-rank test  $T_{CL}$  can be defined as (20) with  $\widehat{\beta}_0$  replaced by 0. This calibrated log-rank test is also valid and robust, under the conditions in Theorem 1.



For applications, the proposed calibrated score test and log-rank test are valid and robust under simple randomization, covariate-adaptive biased coin randomization and stratified permuted block randomization, both of which satisfy (D1), and the stratified urn design which satisfies (D2). Theoretical properties of these tests under Pocock and Simon’s marginal method are still unknown, due to the fact that Pocock and Simon’s marginal method does not satisfy (D1) and whether it satisfies (D2) is unknown.

### 3.5 Asymptotic relative efficiency

The reason we use working model (4) is that it results in a more powerful test than the log-rank test not using any model, when model (4) is correct or nearly correct. The robustness is just an added guarantee that the test is still valid when model (4) is misspecified.

In this subsection, we assume that working model  $\lambda_0(t) \exp\{\theta I_i + \beta' \mathbf{W}_i\}$  is the true model and study Pitman’s asymptotic relative efficiency of the log-rank type and score type of test statistics under covariate-adaptive randomization. Note that when working model is the true model, the null hypothesis can be equivalently formulated as  $H_0 : \theta = 0$ , and we calculate Pitman’s asymptotic relative efficiency under the contiguous alternative hypothesis  $H_n : \theta_n = \gamma/\sqrt{n}$  with a constant  $\gamma \neq 0$ .

From the general formula in Kong and Slud (1997), under simple randomization and  $H_n$ , we have

$$T_S \xrightarrow{D} N(\gamma\sigma_S, 1),$$

where  $\sigma_S^2 = \text{var}(O_{ij})$ . Pitman’s efficacy of  $T_S$  is then  $\gamma^2\sigma_S^2$ . This result also holds under  $H_n$  and any covariate-adaptive randomization we discussed so far, because  $E(O_{ij}|\mathbf{W}_i) = 0$  a.s. which implies  $E(O_{ij}|\mathbf{Z}_i) = 0$  a.s. Furthermore,  $T_S$  and  $T_{CS}$  are asymptotically equivalent when (4) is correct and hence  $T_{CS}$  has the same result.

For log-rank test  $T_L$ , by the general formula in Kong and Slud (1997), under simple

randomization and  $H_n$ ,

$$T_L \xrightarrow{D} N(\gamma\sigma_L^2/\sigma_S, 1),$$

where

$$\sigma_L^2 = \sigma_S^2 - \frac{1}{4} \int_0^\tau \lambda_0(t)\Lambda_0(t) \left[ E \left\{ Y_i(t)e^{2\beta' \mathbf{w}_i} \right\} - \frac{[E\{Y_i(t)e^{\beta' \mathbf{w}_i}\}]^2}{E\{Y_i(t)\}} \right] dt$$

and  $\Lambda(t) = \int_0^t \lambda_0(s)ds$ . Therefore, under simple randomization, Pitman's efficacy of  $T_L$  is  $\gamma^2\sigma_L^4/\sigma_S^2$ , and Pitman's asymptotic relative efficiency between  $T_S$  and  $T_L$  is  $\sigma_L^4/\sigma_S^4$ , which is  $\leq 1$  by the Cauchy-Schwarz inequality, with the equality holds if and only if  $\beta = 0$ .

Under covariate-adaptive randomization, since the log-rank test  $T_L$  is not valid but conservative, and it can be easily shown that  $T_{CL}$  is uniformly more powerful than  $T_L$ , we now consider the robust test  $T_{CL}$ . It is shown in the Appendix that under  $H_n$  and covariate-adaptive randomization with property (D1) or (D2),

$$T_{CL} \xrightarrow{D} N(\gamma\sigma_L^2/\sigma_C, 1), \tag{21}$$

where

$$\sigma_C^2 = E\{\text{var}(\tilde{O}_{ij}|\mathbf{Z}_i)\} + \nu_D \text{var}(\tilde{E}_i) = \sigma_S^2 - (1 - \nu_D)\text{var}(\tilde{E}_i).$$

Thus, Pitman's efficacy of  $T_{CL}$  is  $\gamma^2\sigma_L^4/\sigma_C^2$ , and Pitman's asymptotic relative efficiency between  $T_{CL}$  under covariate-adaptive randomization and  $T_L$  under simple randomization is  $\sigma_C^2/\sigma_S^2 \leq 1$ , with the equality holds if and only if  $\beta = 0$ . Since  $0 \leq \nu_D \leq 1$ ,  $T_{CL}$  is more efficient under designs with  $\nu_D = 0$ .

Based on the aforementioned results, we conclude that when (4) is correct,  $T_S$  and  $T_{CS}$  (with any randomization) are more efficient than  $T_L$  (with simple randomization). Also,  $T_{CL}$  (with covariate-adaptive randomization) is more efficient than  $T_L$  (with simple randomization).

It remains to compare  $T_S$  and  $T_{CL}$  under covariate-adaptive randomization. Pitman's asymptotic relative efficiency of  $T_S$  and  $T_{CL}$  is  $\sigma_L^4/(\sigma_C^2\sigma_S^2)$ . Denote  $\sigma_{C0}^2 = E\{\text{var}(\tilde{O}_{ij}|\mathbf{Z}_i)\}$ ,

which is  $\sigma_C^2$  with  $\nu_D = 0$ . Note that  $\sigma_{C_0}^2 = \text{var}(\tilde{O}_{ij} - \tilde{E}_i)$  and  $\sigma_S^2 = \text{var}(O_{ij})$ . It is proved in the Appendix that  $\sigma_L^2 = \text{cov}(\tilde{O}_{ij} - \tilde{E}_i, O_{ij})$ . Again, by Cauchy-Schwartz inequality, Pitman's asymptotic relative efficiency between  $T_S$  and  $T_{CL}$  under covariate-adaptive randomization with property (D1) is  $\sigma_L^4/(\sigma_C^2\sigma_S^2) \leq \sigma_L^4/(\sigma_{C_0}^2\sigma_S^2) \leq 1$ , with equality holds if and only if  $\beta = 0$ .

We therefore arrive at the conclusion that both correct modeling and covariate-adaptive randomization can boost efficiency, but the covariate information incorporated in the randomization cannot fully recover the efficiency loss due to not modeling. This is different from the result under linear models proved in Shao et al. (2010) that the effects of modeling and covariate-adaptive randomization are the same.

## 4 Simulation Results

In this section, two simulation studies are carried out to examine the Type I error and power of tests under simple randomization and four most popular covariate-adaptive randomization methods, the covariate-adaptive biased coin randomization, stratified permuted block randomization, stratified urn design, and Pocock and Simon's marginal method.

The first simulation study considers the situation where working model (4) is correct. We consider the following four tests described in Section 3, the score test  $T_S$  defined by (7), the log-rank test  $T_L$  in (18), the calibrated score test  $T_{CS}$  defined by (20), and the calibrated log-rank test  $T_{CL}$  described after (20). We also include two bootstrap tests,  $T_{BS}$  and  $T_{BL}$ , which are given by (7) and (20), respectively, with the denominators replaced by the squared roots of bootstrap variance estimators as described in Shao et al. (2010). The model-based score test  $T_M$  is omitted, because when model (4) is correct,  $T_M$  is asymptotically equivalent with  $T_S$ . Thus, we consider a total of six tests.

The following three cases are considered, in which  $U(a, b)$  denotes the uniform distribution on interval  $(a, b)$  and  $C$  is the censoring time.

**Case 1.** The true hazard =  $\lambda_0 \exp(\theta I + 1.5Z)$ ,  $C \sim U(20, 50)$ ,  $Z$  is binary with  $P(Z = 1) = 0.5$ , and  $Z$  is used in covariate-adaptive randomization.

**Case 2.** The true hazard =  $\lambda_0 \exp(\theta I + 1.5Z_1 - Z_{21} - 0.5Z_{22})$ ,  $C \sim U(20, 40)$ ,  $Z_1$  is binary with  $P(Z_1 = 1) = 0.5$ ,  $Z_2$  is discrete with  $P(Z_2 = 1) = 0.4$ ,  $P(Z_2 = 2) = 0.3$ ,  $P(Z_2 = 3) = 0.3$ ,  $Z_{2k}$  is the indicator of  $Z_2 = k$ ,  $Z_1$  and  $Z_2$  are independent, and  $Z_1$  and  $Z_2$  are used in covariate-adaptive randomization.

**Case 3.** The true hazard =  $\lambda_0 \exp(\theta I - 1.5Z_1 + 0.5Z_2^2)$ ,  $C \sim U(10, 40)$ ,  $Z_1$  is binary with  $P(Z_1 = 1) = 0.5$ ,  $Z_2 \sim N(0, 1)$ ,  $Z_1$  and  $Z_2$  are independent, and  $Z_1$  and discretized  $Z_2$  with  $K$  equal probability categories are used in covariate-adaptive randomization.

Some quantities used in the simulation study are:  $\lambda_0 = \log 2/12$ , the significance level  $\alpha = 5\%$ , the probability  $p$  used in covariate-adaptive biased coin randomization and Pocock and Simon's marginal approach is  $2/3$ , the block size for stratified permuted block randomization is  $2b = 4$ , the parameters used for stratified urn design is  $s = 1, \omega = 1$ , the sample size  $n = 200$  and  $500$ , and the bootstrap variance estimator is approximated by Monte Carlo with size  $200$ .

The simulation Type I error based on 10,000 runs is shown in Table 2 and the simulation power based on 2,000 runs is shown in Figures 1-3. Because the bootstrap and calibrated tests have similar performances, only the calibrated tests are presented in the figures.  $T_{CS}$  is also omitted from the figures because it is almost the same as  $T_S$  when working model (4) is correct. For the ease of reading, in Figures 1-2, stratified permuted block design, stratified urn design, and simple randomization are to respectively represent  $\nu_D = 0$ ,  $\nu_D < 1$ , and  $\nu_D = 1$ , while in Figure 3, only the stratified permuted block design is included in to represent covariate-adaptive randomization methods.

The following conclusions can be made from Table 2 and Figures 1-3.

- (1) The log-rank test  $T_L$  is conservative under covariate-adaptive randomization. Because

of this conservativeness, the power of  $T_L$  under covariate-adaptive randomization is smaller than that under simple randomization when treatment effect is small, but the trend is reversed later when treatment effect is large.

- (2) The type I error of  $T_{BL}$ ,  $T_{CL}$ ,  $T_{BS}$ , and  $T_{CS}$  under covariate-adaptive biased coin randomization, stratified permuted block randomization, and stratified urn design are close to the nominal level 5%, depicting the validity of bootstrap and calibrated log-rank test and score test.
- (3) Generally, the log rank type of tests  $T_L$ ,  $T_{BL}$ , and  $T_{CL}$  are not as powerful as the score type of tests  $T_S$ ,  $T_{BS}$ , and  $T_{CS}$  when model is correctly specified. This is different from the case of linear and generalized linear models (Shao et al., 2010; Shao and Yu, 2013), where the bootstrap t-test and Wald test using the same covariate information have almost the same power.
- (4) The log rank type of tests  $T_{BL}$  and  $T_{CL}$  are more powerful under designs satisfying (D1) than they are under designs satisfying (D2) such as the stratified urn design and simple randomization.
- (5) The three score tests  $T_S$ ,  $T_{BS}$ , and  $T_{CS}$  have almost the same power under different randomization schemes, when the model is correctly specified.
- (6) When a discretized continuous covariate is used in covariate-adaptive randomization,  $T_{BL}$  and  $T_{CL}$  are more powerful when the covariate is discretized into more categories. On the other hand, too many categories may cause sparsity of data in some strata.

Overall, the findings in simulation exactly coincides with asymptotic results given in Section 3.

The second simulation study aims to study the robustness and efficiency of tests when model is misspecified. The model-based score test  $T_M$  is also included to evaluate its per-

formance under model misspecification. Thus, there are a total of 7 tests. We consider the following three cases.

**Case 4.** The true hazard =  $\lambda_0 \exp(\theta I + Z_1 - 2Z_1Z_{21} + Z_1Z_{22})$ ,  $C \sim U(20, 50)$ , where  $Z_1$ ,  $Z_2$ , and  $Z_{2k}$  are the same as those in Case 2. The working model (4) is  $\lambda_0(t) \exp(\theta I + \beta_1 Z_1 + \beta_2 Z_2)$ , which is wrong since it does not include the interaction.  $Z_1$  and  $Z_2$  are used in covariate-adaptive randomization.

**Case 5.** The true hazard =  $\lambda_0 \exp(\theta I - 0.5Z_1 + 1.5Z_2^2)$ ,  $C|Z_1 \sim 10 + \mathcal{E}(2Z_1)$ , where  $Z_1$  and  $Z_2$  are the same as those in Case 3 and  $\mathcal{E}(a)$  denotes the exponential distribution with mean  $a$ . The covariate-adaptive randomization is carried out with  $Z_1$  and discretized  $Z_2$  with 4 levels. The working model (4) is  $\lambda_0(t) \exp(\theta I + \beta_1 Z_1 + \beta_2 Z_2)$  without recognizing that the effect of  $Z_2$  is quadratic.

**Case 6.** The failure time  $X^*$  does not follow Cox proportional hazard model, but  $X^* = \exp(\theta I + 1.5Z) + \epsilon$ , where  $Z \sim N(0, 1)$  and  $\epsilon \sim \mathcal{E}(1)$  are independent.  $C \sim U(10, 20)$ . The covariate-adaptive randomization is carried out with  $Z$  discretized with 4 levels. The working model (4) is  $\lambda_0(t) \exp(\theta I + \beta Z)$ , which is wrong.

The simulation results of type I error are shown in Table 3 and the simulation results of power for Case 6 are presented in Figure 4. Several conclusions can be obtained as follows.

- (1) The type I error for  $T_{BL}$ ,  $T_{CL}$ ,  $T_{BS}$  and  $T_{CS}$  are close to the nominal level 5% under covariate adaptive biased coin randomization, stratified permuted block randomization and stratified urn design, indicating that the proposed tests are robust to any model misspecification.
- (2)  $T_L$  and  $T_S$  may be conservative when model is misspecified. Although  $T_S$  is robust against model misspecification under simple randomization, it is not robust under covariate adaptive randomization, which agrees with our asymptotic results.

- (3) The calibration for log-rank and score tests does not apply to Pocock and Simon’s marginal method, because we do not know whether (D2) holds. But empirical results show that bootstrapping can intrinsically adapt to different randomization schemes and have good performance even under Pocock and Simon’s marginal method, although there is no theoretical confirmation for the bootstrap under the marginal method.
- (4) When model is misspecified, the model-based score test  $T_M$  can be conservative, and can also have inflated type I error. In other words, it is very fragile to model misspecification and can have unexpected performance.
- (5) The calibrated score test  $T_{CS}$  based on a wrong model can be less efficient than the calibrated log-rank test  $T_{CL}$  without using any model.

## 5 Conclusions

We study asymptotic validity, conservativeness, robustness against misspecification of Cox model, and efficiency of log-rank and score tests for treatment effect with survival outcome when covariate-adaptive randomization instead of simple randomization is applied. Empirical results are included to complement our theory. Our results apply to covariate-adaptive biased coin randomization, stratified permuted block randomization. stratified urn design, and partially to Pocock and Simon’s marginal method.

The following are our main conclusions and recommendations.

- (1) The log-rank, score, and Wald test robust against model misspecification under simple randomization are not robust under covariate-adaptive randomization, but they are conservative.
- (2) The model-based score test or Wald test is valid only when model is correct. When model is misspecified, they may have inflated type I error.

- (3) A calibration is recommended for log-rank or score test that leads to valid and robust tests under covariate-adaptive randomization. When the working model is correct or nearly correct, the calibrated score test is more powerful than the calibrated log-rank test. However, their relative performance is unknown when the model is misspecified.
- (4) Covariate-adaptive randomization can boost efficiency. Among different covariate-adaptive randomization methods, those with property (D1) described in Section 3, such as covariate-adaptive biased coin randomization and stratified permuted block randomization, lead to the most powerful calibrated tests.
- (5) Pocock and Simon’s marginal method with score test works well if the working model is correct. When the working model is wrong, however, its property is unknown, although its use together with the bootstrap performs well in empirical studies.
- (6) Under simple randomization, the log-rank test is popular because of its robustness against misspecification of Cox model (4). The calibration technique developed in Section 3 enhances its applicability to more general and better covariate-adaptive treatment randomization designs.

The following is a summary of the performance of various tests under simple randomization (SR) or covariate-adaptive randomization (CA). Note that Wald’s test is asymptotically equivalent to the corresponding score test.

Method	Performance when (4) is wrong		Efficiency when (4) is correct
	under SR	under CA	
model-base score test (5)	incorrect <sup>†</sup>	incorrect <sup>†</sup>	efficient
score test (7)	robust	conservative	efficient
log-rank test (18)	robust	conservative	inefficient
calibrated score test (20)	robust	robust	efficient
calibrated log-rank test (20), $\widehat{\beta}_0 = 0$	robust	robust	partially efficient

<sup>†</sup> the type I error may be inflated



# Supplemental Material

The supplemental material contains the Appendix showing proofs of technical results in the article.

## References

- Breugom, A. J., van Gijn, W., Muller, E. W., Berglund, Å., van den Broek, C. B. M., Fokstuen, T., Gelderblom, H., Kapiteijn, E., Leer, J. W. H., Marijnen, C. A. M., Martijn, H., Meershoek-Klein Kranenbarg, E., Nagtegaal, I. D., Pählman, L., Punt, C. J. A., et al. (2015). Adjuvant chemotherapy for rectal cancer patients treated with preoperative (chemo)radiotherapy and total mesorectal excision: a dutch colorectal cancer group (dccg) randomized phase iii trial. *Annals of Oncology* **26**, 696–701.
- Bugni, F. A., Canay, I. A., and Shaikh, A. M. (2017). Inference under covariate-adaptive randomization. *Journal of the American Statistical Association* pages 1–13.
- DiRienzo, A. G. and Lagakos, S. W. (2002). Effects of model misspecification on tests of no randomized treatment effect arising from cox’s proportional hazards model. *Journal of the Royal Statistical Society: Series B (Statistical Methodology)* **63**, 745–757.
- Efron, B. (1971). Forcing a sequential experiment to be balanced. *Biometrika* **58**, 403–417.
- Fakhry, F., Spronk, S., van der Laan, L., et al. (2015). Endovascular revascularization and supervised exercise for peripheral artery disease and intermittent claudication: A randomized clinical trial. *JAMA* **314**, 1936–1944.
- Hu, Y. and Hu, F. (2012). Asymptotic properties of covariate-adaptive randomization. *Ann. Statist.* **40**, 1794–1815.

- Kong, F. H. and Slud, E. (1997). Robust covariate-adjusted logrank tests. *Biometrika* **84**, 847–862.
- Lin, D. Y. and Wei, L. J. (1989). The robust inference for the cox proportional hazards model. *Journal of the American Statistical Association* **84**, 1074–1078.
- Ma, W., Hu, F., and Zhang, L. (2015). Testing hypotheses of covariate-adaptive randomized clinical trials. *Journal of the American Statistical Association* **110**, 669–680.
- Pocock, S. J. and Simon, R. (1975). Sequential treatment assignment with balancing for prognostic factors in the controlled clinical trial. *Biometrics* **31**, 103–115.
- Schulz, K. F. and Grimes, D. A. (2018). Generation of allocation sequences in randomised trials: chance, not choice. *The Lancet* **359**, 515–519.
- Shao, J. and Yu, X. (2013). Validity of tests under covariate-adaptive biased coin randomization and generalized linear models. *Biometrics* **69**, 960–969.
- Shao, J., Yu, X., and Zhong, B. (2010). A theory for testing hypotheses under covariate-adaptive randomization. *Biometrika* **97**, 347–360.
- Stott, D. J., Rodondi, N., Kearney, P. M., Ford, I., Westendorp, R. G., Mooijaart, S. P., et al. (2017). Thyroid hormone therapy for older adults with subclinical hypothyroidism. *New England Journal of Medicine* **376**, 2534–2544. PMID: 28402245.
- Struthers, C. A. and Kalbfleisch, J. D. (1986). Misspecified proportional hazard models. *Biometrika* **73**, 363–369.
- Sun, J.-M., Lee, K. H., Kim, B.-S., Kim, H.-G., Min, Y. J., Yi, S. Y., Yun, H. J., Jung, S.-H., Lee, S.-H., Ahn, J. S., Park, K., and Ahn, M.-J. (2018). Pazopanib maintenance after first-line etoposide and platinum chemotherapy in patients with extensive disease small-cell

- lung cancer: a multicentre, randomised, placebo-controlled phase ii study (kcsq-lu12-07). *British Journal Of Cancer* .
- Taves, D. R. (1974). Minimization: A new method of assigning patients to treatment and control groups. *Clinical Pharmacology & Therapeutics* **15**, 443–453.
- Taves, D. R. (2010). The use of minimization in clinical trials. *Contemporary Clinical Trials* **31**, 180–184.
- van der Ploeg, A. T., Clemens, P. R., Corzo, D., Escolar, D. M., Florence, J., et al. (2010). A randomized study of alglucosidase alfa in late-onset pompe’s disease. *New England Journal of Medicine* **362**, 1396–1406. PMID: 20393176.
- Wei, L.-J. (1977). A class of designs for sequential clinical trials. *Journal of the American Statistical Association* **72**, 382–386.
- Wei, L. J. (1978a). The adaptive biased coin design for sequential experiments. *The Annals of Statistics* **6**, 92–100.
- Wei, L. J. (1978b). An application of an urn model to the design of sequential controlled clinical trials. *Journal of the American Statistical Association* **73**, 559–563.
- Weir, C. J. and Lees, K. R. (2003). Comparison of stratification and adaptive methods for treatment allocation in an acute stroke clinical trial. *Statistics in Medicine* **22**, 705–726.
- Ye, T. (2018). Testing hypotheses under covariate-adaptive randomisation and additive models. *Statistical Theory and Related Fields* pages 1–6.
- Zelen, M. (1974). The randomization and stratification of patients to clinical trials. *Journal of Clinical Epidemiology* **27**, 365–375.

Table 1: Variance of  $D_n(\mathbf{z})$  for Pocock and Simon's marginal method when  $\mathbf{Z}$  has independent binary components  $Z^{(1)}$  and  $Z^{(2)}$ ,  $P(Z^{(1)} = 1) = 0.5$ ,  $P(Z^{(2)} = 1) = 0.3$ , simulated by 1000 Monte Carlo repetitions.

$n$	$\text{var}(D_n(\mathbf{z}))$				$\text{var}(D_n(\mathbf{z}))/n$			
	$D_n(0, 0)$	$D_n(0, 1)$	$D_n(1, 0)$	$D_n(1, 1)$	$D_n(0, 0)$	$D_n(0, 1)$	$D_n(1, 0)$	$D_n(1, 1)$
400	22.76	25.25	22.00	25.24	0.057	0.063	0.055	0.063
800	46.88	47.56	45.39	47.15	0.059	0.059	0.057	0.059
1200	63.48	66.16	63.26	65.79	0.053	0.055	0.053	0.055
1600	91.82	91.75	92.75	94.56	0.057	0.057	0.058	0.059
2000	111.56	111.74	109.59	111.43	0.056	0.056	0.055	0.056

Table 2: Simulation type I error in % when model (4) is correct ( $\alpha = 5\%$ , 10,000 runs)

	$n = 200$						$n = 500$					
	$T_L$	$T_{BL}$	$T_{CL}$	$T_S$	$T_{BS}$	$T_{CS}$	$T_L$	$T_{BL}$	$T_{CL}$	$T_S$	$T_{BS}$	$T_{CS}$
<b>Case 1</b>												
Biased Coin	2.2	5.1	5.0	4.9	5.0	4.8	1.7	4.8	4.6	4.7	4.9	4.6
Permuted Block	2.0	4.8	4.7	4.5	4.6	4.4	2.2	5.4	5.1	5.2	5.2	5.1
Marginal	2.3	5.1	-	5.0	5.2	4.9	1.9	5.1	-	5.0	5.0	4.9
Urn	3.0	5.2	4.8	4.7	5.0	4.6	3.0	5.0	4.8	4.7	5.0	4.7
SR	4.7	5.0	4.5	4.9	5.1	4.9	4.6	4.8	4.5	4.8	4.9	4.8
<b>Case 2</b>												
Biased Coin	1.9	5.3	5.8	5.0	5.2	4.9	1.6	5.0	5.0	4.9	5.0	4.8
Permuted Block	1.7	5.8	5.4	5.4	5.5	5.1	1.6	5.2	5.0	5.1	5.3	5.0
Marginal	1.9	5.3	-	5.0	4.9	4.8	1.6	5.5	-	5.1	5.0	5.0
Urn	2.7	5.3	5.0	5.6	5.7	5.4	2.6	5.2	5.0	5.3	5.4	5.2
SR	4.7	4.9	4.5	4.3	4.6	4.3	5.0	5.1	5.0	5.0	5.3	5.0
<b>Case 3, <math>K = 8</math></b>												
Biased Coin	2.4	5.2	5.8	4.8	5.5	4.7	2.4	5.5	5.8	5.1	5.4	5.0
Permuted Block	2.0	6.2	5.5	5.4	6.1	5.3	1.7	5.5	5.2	5.3	5.8	5.2
Marginal	2.4	5.5	-	5.0	5.4	4.9	2.0	5.1	-	4.8	5.0	4.8
Urn	3.0	5.4	4.7	5.1	5.9	4.6	2.8	5.5	4.9	5.0	5.3	4.9
SR	5.0	5.2	4.8	4.9	5.2	4.9	4.7	5.0	4.6	4.7	5.1	4.7
<b>Case 3, <math>K = 4</math></b>												
Biased Coin	2.5	5.7	6.0	4.8	5.2	4.7	2.4	5.6	5.5	4.7	5.1	4.6
Permuted Block	2.2	5.7	5.3	5.1	5.6	5.0	2.0	5.1	4.8	4.6	5.0	4.5
Marginal	2.4	5.7	-	5.3	5.6	5.2	2.3	5.6	-	5.2	5.5	5.2
Urn	3.7	6.0	5.6	5.1	5.4	4.9	3.0	5.3	4.9	4.6	4.7	4.5
SR	5.0	5.2	4.8	4.9	5.2	4.9	4.7	5.0	4.6	4.7	5.1	4.7
<b>Case 3, <math>K = 2</math></b>												
Biased Coin	3.1	5.4	5.4	5.2	5.5	5.1	2.5	5.0	4.7	4.6	4.7	4.6
Permuted Block	2.6	5.0	4.7	4.6	4.8	4.5	2.6	5.3	4.9	5.4	5.5	5.4
Marginal	2.8	5.5	-	5.1	5.3	5.1	2.5	5.2	-	5.1	5.3	5.1
Urn	3.6	5.4	5.1	5.0	5.3	4.9	3.4	5.3	5.0	5.2	5.5	5.2
SR	5.0	5.2	4.8	4.9	5.2	4.9	4.7	5.0	4.6	4.7	5.1	4.7

$T_L$ : log-rank test;  $T_{BL}$ : bootstrap log-rank test;  $T_{CL}$ : calibrated log-rank test;  $T_S$ : score test;  $T_{BS}$ : bootstrap score test;  $T_{CS}$ : calibrated score test.

Under Pocock and Simon's marginal method,  $T_{CL}$  is not applicable (Section 3.3), while  $T_{CS}$  is still valid because working model (4) is correct.

Table 3: Empirical type I error in % under two model misspecification cases. ( $\alpha = 5\%$ , based on 10,000 runs).

	$n = 200$							$n = 500$						
	$T_M$	$T_L$	$T_{BL}$	$T_{CL}$	$T_S$	$T_{BS}$	$T_{CS}$	$T_M$	$T_L$	$T_{BL}$	$T_{CL}$	$T_S$	$T_{BS}$	$T_{CS}$
<b>Case 4</b>														
Biased Coin	3.2	2.0	5.4	5.5	2.9	5.0	5.2	2.8	1.8	4.8	4.8	2.6	4.8	4.7
Permuted Block	3.0	1.8	5.6	5.1	2.9	5.2	5.0	3.0	1.7	5.0	5.1	2.8	5.2	4.9
Marginal	5.6	3.7	5.6	-	5.1	5.3	-	5.8	3.5	5.5	-	5.6	5.6	-
Urn	4.0	2.7	5.4	4.9	3.7	5.3	5.1	3.6	2.9	5.6	5.3	3.5	5.3	5.1
SR	5.3	4.9	5.0	4.8	4.6	4.9	4.6	5.1	5.1	5.0	5.0	4.8	5.0	4.8
<b>Case 5</b>														
Biased Coin	2.3	2.3	5.5	5.8	2.3	5.2	5.7	2.4	2.3	5.8	5.8	2.4	5.8	5.8
Permuted Block	2.2	2.2	6.0	5.5	2.2	5.7	5.4	2.0	1.9	5.2	5.0	2.0	5.3	5.0
Marginal	2.5	2.3	5.3	-	2.4	5.3	-	2.0	1.9	5.0	-	2.0	5.0	-
Urn	2.7	2.6	5.2	4.8	2.6	5.1	4.8	3.1	2.9	5.5	5.3	3.1	5.5	5.3
SR	4.7	4.9	4.9	4.8	4.6	4.8	4.6	4.9	5.0	5.2	4.9	4.8	4.9	4.8
<b>Case 6</b>														
Biased Coin	13.0	0.3	5.4	6.9	3.6	5.0	4.4	15.3	0.2	5.4	5.8	3.6	5.0	4.4
Permuted Block	13.6	0.1	5.9	5.7	3.6	5.2	4.3	15.3	0.1	5.3	5.1	3.9	5.5	4.7
Marginal	13.7	0.2	5.0	-	3.5	4.9	-	14.8	0.1	5.1	-	3.9	5.1	-
Urn	14.0	0.9	5.4	5.1	3.4	4.5	3.8	15.7	1.0	5.6	5.4	4.1	5.1	4.6
SR	14.6	5.0	5.2	4.8	4.1	4.8	4.1	15.6	5.0	5.2	4.9	4.2	4.9	4.2

$T_M$ , model-based Wald test;  $T_L$ , ordinary log-rank test;  $T_{BL}$ , bootstrap log-rank test;  $T_{CL}$ , calibrated log-rank test;  $T_S$ , score test;  $T_{BS}$ , bootstrap score test;  $T_{CS}$ , calibrated score test. Note:  $T_{CL}$  and  $T_{CS}$  are not applicable under Pocock and Simon's marginal method (see Section 3.3), thus are omitted.

Figure 1: Empirical power evaluated for  $T_L$ ,  $T_{CL}$ ,  $T_S$  under three different randomization schemes in Case 1 ( $\alpha = 5\%$ ,  $n = 500$ , based on 2000 runs)

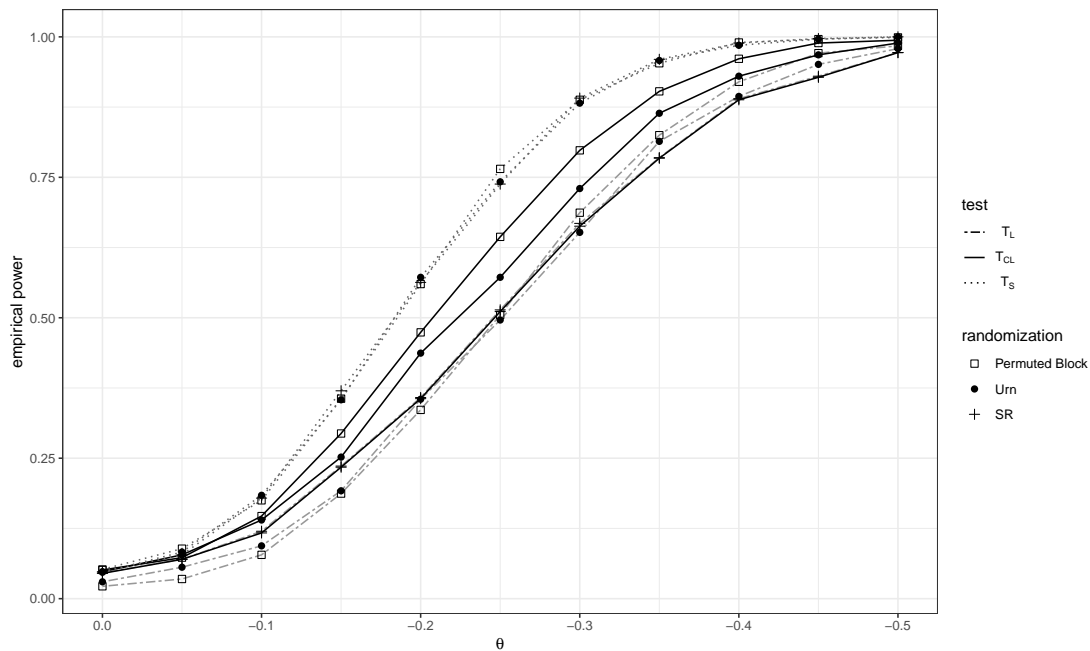


Figure 2: Empirical power evaluated for  $T_L$ ,  $T_{CL}$ ,  $T_S$  under three different randomization schemes in Case 2 ( $\alpha = 5\%$ ,  $n = 500$ , based on 2000 runs)

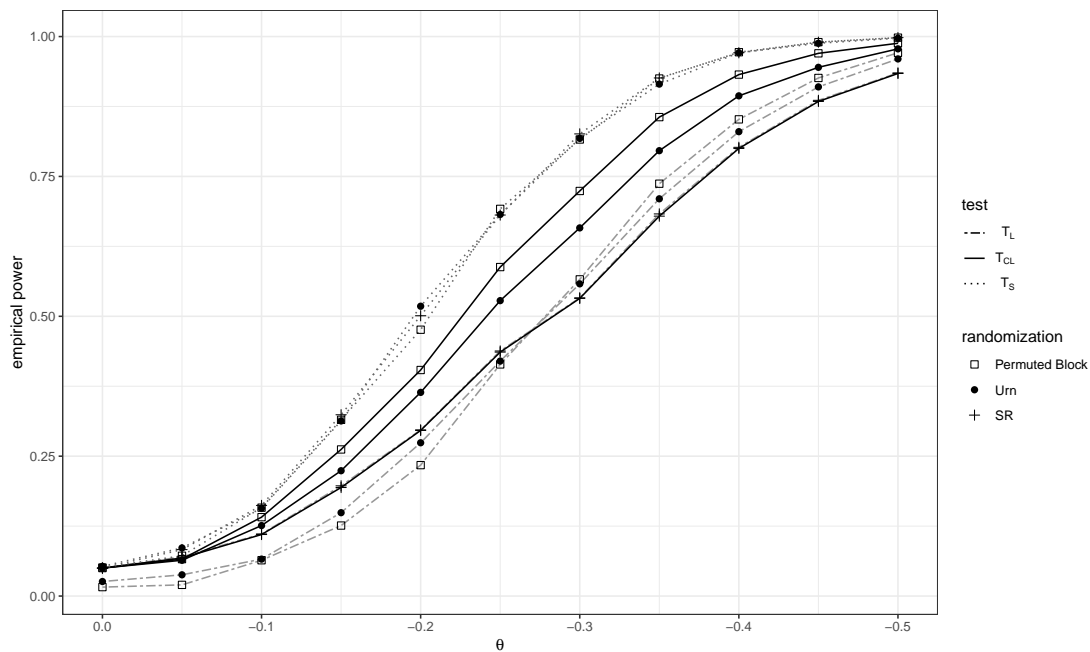


Figure 3: Empirical power evaluated for  $T_L$ ,  $T_{CL}$ ,  $T_S$  in Case 3, with the continuous variable discretized into different number of categories ( $\alpha = 5\%$ ,  $n = 500$ , based on 2000 runs)

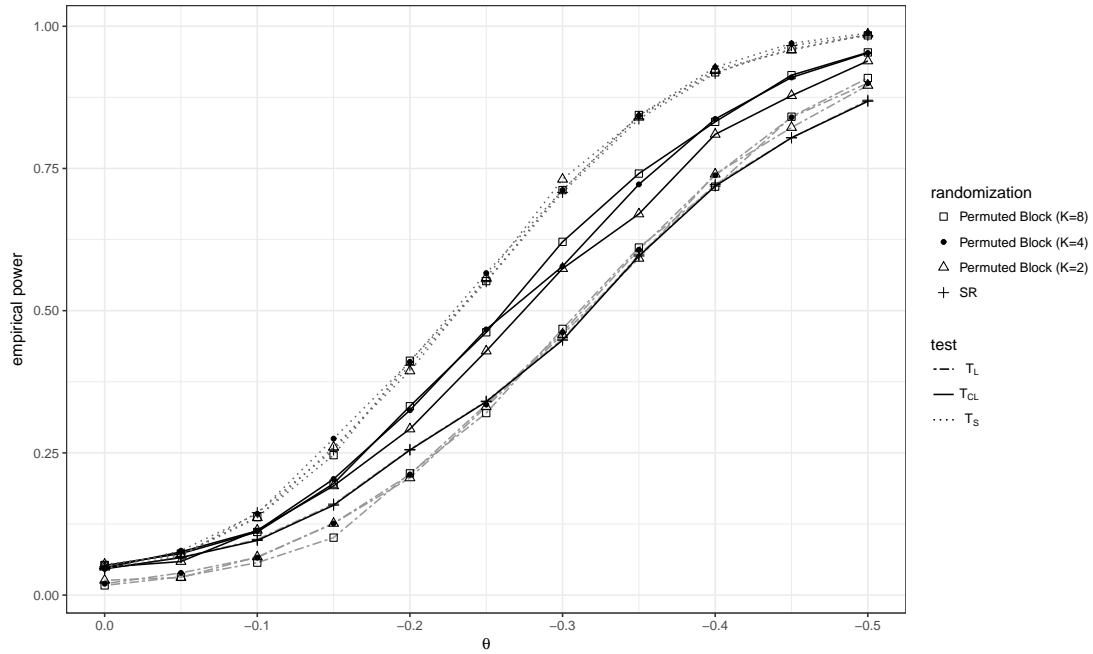


Figure 4: Empirical power evaluated for  $T_M$ ,  $T_L$ ,  $T_{CL}$ ,  $T_{CS}$  in Case 6. ( $\alpha = 5\%$ ,  $n = 500$ , based on 2000 runs)

