

# Stacking-Based Deep Neural Network: Deep Analytic Network for Pattern Classification

Cheng-Yaw Low, Jaewoo Park, and, Andrew Beng-Jin Teoh, *Senior Member, IEEE*

**Abstract**—Stacking-based deep neural network (S-DNN) is aggregated with pluralities of basic learning modules, one after another, to synthesize a deep neural network (DNN) alternative for pattern classification. Contrary to the DNNs trained end to end by backpropagation (BP), each S-DNN layer, i.e., a self-learnable module, is to be trained decisively and independently without BP intervention. In this paper, a ridge regression-based S-DNN, dubbed deep analytic network (DAN), along with its kernelization (K-DAN), are devised for multilayer feature re-learning from the pre-extracted baseline features and the structured features. Our theoretical formulation demonstrates that DAN/K-DAN re-learn by perturbing the intra/inter-class variations, apart from diminishing the prediction errors. We scrutinize the DAN/K-DAN performance for pattern classification on datasets of varying domains - faces, handwritten digits, generic objects, to name a few. Unlike the typical BP-optimized DNNs to be trained from gigantic datasets by GPU, we disclose that DAN/K-DAN are trainable using only CPU even for small-scale training sets. Our experimental results disclose that DAN/K-DAN outperform the present S-DNNs and also the BP-trained DNNs, including multiplayer perceptron, deep belief network, etc., without data augmentation applied.

**Index Terms**—stacking-based deep neural network, deep analytic network, face recognition, object recognition, pattern classification.

## I. INTRODUCTION

DEEP neural network (DNN) is architecturally a multilayer stack of elementary building blocks (or modules), each of which is a non-linear interleaving layer or more sophisticatedly a subnetwork with the output of one rendering the input of the next [1]. For hierarchical representation learning (from raw inputs to high-level intricate abstractions), a non-linear input-output mapping is learned for each in the stack in an end-to-end manner by backpropagation (BP) algorithm. To date, DNNs, in particular multilayer perceptron (MLP)-driven instances, i.e., convolutional neural networks (CNNs) (as a MLP special case) [2-4], and recurrent neural networks (RNNs) (as a generalization for MLP) [5-6], have accomplished significant breakthroughs for image, video, speech and audio signals. Despite of that, DNN such as MLP is hardly trained from the pre-extracted baseline features and the structural hand-engineered features, especially when sufficient training data is inaccessible to learn the large parameter set.

Stacking-based deep neural network (S-DNN) emerges as a DNN-alike resemblance, e.g., [10-13], [15], [24-27], [29-30],

[32-34], etc., for pattern classification. Architecturally, S-DNN is in line with stacked generalization [7-8], which aggregates a chain of independent self-learnable modules. In lieu of end-to-end BP-based training, S-DNN deciphers large-scale problems via modularization, where each modular unit is engaged to learn an effective function to untangle a pre-fixed problem decisively and independently. Hence, there is zero, or minimal interaction between any two neighboring modules. In principal, there is no restriction applied to the layer-wise learner selection, as long as a meaningful mapping is realized. The broadly adopted learners are principal component analysis (PCA) [9], linear discriminant analysis (LDA) [14], ridge regression (RR) [20], extreme learning machine (ELM) [28], and random forest (RF) [31]. In general, S-DNNs are either be convolutional, or non-convolutional. The convolutional S-DNN receives only images for feature extraction via image-filter convolutions, followed by an optional feature encoding stage. Some of the pertinent works are the PCA network (PCANet) and its variants [10-13], and the LDA-learned deep discriminant face descriptor (D-DFD) [15]. Different from that of convolutional, the non-convolutional S-DNN is topologically fully-connected for both images and non-images such as the pre-extracted baseline features and also the handcrafted structured features. The most representative fully-connected S-DNNs include deep convex networks (DCNs) [24-27], deep extreme learning machines (D-ELMs) [29-30], and deep forests (DFs) [32-34]. We group all the abovementioned networks under the S-DNN umbrella term in Fig. 1.

On the other hand, there are relevant S-DNNs relying on BP for global fine-tuning on the modularly-trained networks, e.g., deep belief networks (DBNs) [16-17], deep Boltzmann machine (DBM) [18], and deep auto-encoder (DAE) [19]. We refer these exceptional S-DNN to S-DNN with BP, abbreviated

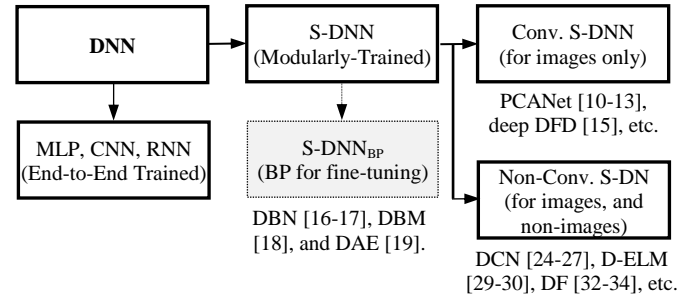


Fig. 1. Deep neural network and sub-disciplines.

as S-DNN<sub>BP</sub> hereinafter, for performance analysis and comparison. This paper, however, focuses only on S-DNN trained conveniently without BP.

#### A. Related Works

This paper underlines the fully-connected S-DNN trained with no BP involvement. One of the earliest S-DNN is the supervised deep convex network (DCN) [24]. Each DCN layer is a single-hidden-layer network with the sigmoidal activations yielding a regression output set to the immediate next layer. The DCN innovation is afterward extended to the kernelized-DCN (K-DCN) [25-26], and the tensor deep stacking network (T-DSN) [27]. These DCN instances are disclosed to be on par with the BP-tuned DBN [17].

The deep extreme learning machine (D-ELM), e.g., stacked ELM (S-ELM) [29], autoencoder-based stacked ELM (AE-S-ELM) [29], and hierarchical ELM (H-ELM) [30], etc., outline the ELM-based S-DNNs. To address the computational burden for high-dimensional random projection, each ELM module for S-ELM and AE-S-ELM is designated with a streamlined hidden node set in exchange for deeper construction. On the other hand, both AE-S-ELM and H-ELM train the ELM-based autoencoder for the refined random input-hidden weights. Overall, these D-ELMs outshine the traditional single-layer ELM, support vector machine (SVM), and DBNs.

The most recent S-DNN is the deep forest (DF) by Zhou and Feng [32], where each layer is an ensemble of random decision tree forests, or an ensemble of ensembles. To assure high degree of diversity leading to performance gain in consequence, each ensemble is instantiated with random forests of different types. Other DF-driven S-DNNs include [33] and [34]. However, the performance evaluation of these DF networks is limited to only handwritten digit recognition.

#### B. Motivation

The BP-optimized DNNs, e.g., CNNs and RNNs, have been demonstrated prominent in learning representative hierarchical features from image, video, speech and audio inputs. However, to the best of our knowledge, there is no DNN learnable on top of the pre-extracted rudimentary features elicited from images, e.g., [10], [42] and [43], and the non-signal /non-sequential data [41], e.g., lab measurements, social-demographic variables and human annotated examples of which we term as the handcrafted structured features in this paper. One possible alternative is the MLP empowered with the layer-wise pre-training [16-17]. The cornerstones of training an arbitrary deep and high-complexity MLP are: (i) MLP only relies on the iterative BP algorithm; (ii) a gigantic training set is demanded to confront overfitting issue; (iii) network training is a black box due to the lack of theoretical grounds defined to fine-tune the massive hyper-parameter set; (iv) network adaptability and scalability problems, e.g., any amendments to a pre-trained MLP requires re-training from the scratch; and (v) GPU employment is of mandatory for training.

In comparison to MLP (and other BP-trained DNNs), the S-DNN with no BP intervention stands out in four perspectives: (i) fast learning speed owing to no BP and no mysterious hyper-parameter tuning; (ii) no gigantic data demanded as training is of module-based, one after another; (iii) modularly-stacked networks are adaptable and scalable; and (iv) training applies no GPU but only CPU as complexity is reasonably inexpensive.

#### C. Contribution

This work is inspired by the hierarchical representation learning in DNNs. The three contributions are: (i) a ridge regression (RR)-based S-DNN, i.e., deep analytic network (DAN) and its kernelization (K-DAN), are outlined to learn a non-BP S-DNN involving no GPU, no enormous training set, and no elusive hyper-parameter tuning; (ii) DAN/K-DAN are attested triggering feature re-learning from the pre-extracted baseline features and the structured features, of which CNNs and RNNs are impracticable. Under a certain condition that the re-learned feature dimension is outnumbered by that of original, DAN/K-DAN perform also feature compression. This is overlooked and thus not being explored thoroughly in other relevant works; and (iii) DAN/K-DAN are analyzed for proofs contributing to the improved generalizability. We portray the basic self-learnable unit to assemble the deep DAN/K-DAN construction in Fig. 2, and the complete DAN/K-DAN pipeline is illustrated in Fig. 3.

This paper is an extension to our preliminary work that only emphasizes DAN [44]. With the two-fold PCA filter-to-filter convolution features (2-FFC<sub>PCA</sub>) [43], we summarize in that paper the extent to which DAN improves the 2-FFC<sub>PCA</sub> baseline performance without any theoretical justifications. For further analysis and exploration, we also outline K-DAN in this paper on top of DAN. We conduct extensive experiments to examine the DAN/K-DAN aptitude for feature re-learning, including re-learning from the pre-extracted DNN features. For comparison to that of DNNs in terms of most primitive performance, computational complexity, and CPU training and inference time, we re-train MLP [53] and other influential BP-optimized DNNs [54-57] with only a single network without applying data augmentation. We demonstrate in Section V that DAN/K-DAN outperform the BP-trained counterparts, aside from being the most promising among the other S-DNNs. Our implementation codes are available on GitHub for result replication as follows: <https://github.com/chengyawl/DAN>.

#### D. Organization

The organization of this paper is deliberated as follows: RR/KRR, as the single-module equivalences for DAN/K-DAN, are formulated in Section II, followed by the algorithmic details in Section III. The supporting theories are elucidated in Section IV, and we summarize in Section V the empirical performance for DAN/K-DAN and other counterparts. Subsequent to that, a concluding remark, along with future works, are provided in the last section.

## II. PRELIMINARIES

In principal, DAN/K-DAN are of parallel to that of multilayer (deep) RR/KRR [20] constructions interleaved with the rectified linear unit (ReLU) [51] for feature re-learning. We thus delineate RR/KRR as the groundworks for DAN/K-DAN in this section.

#### A. Ridge Regression

Suppose  $\{(\mathbf{x}_i, \mathbf{y}_i)\}_{i=1}^N$  be a set of  $N$  training samples; each  $\mathbf{x}_i \in \mathbb{R}^d$  is associated with a target vector  $\mathbf{y}_i \in \{\mathbf{t}_1, \mathbf{t}_2, \dots, \mathbf{t}_{N_c}\}$ , where  $\mathbf{t}_j = [t_{j,1}, \dots, t_{j,j}, \dots, t_{j,N_c}] \in \mathbb{R}^{N_c}$  is of one-hot encoded with the only  $j$ -th element (conforming to the class label) set to one whereas the remaining are of zeros, and  $N_c$  represents the

number of training classes. Let  $\mathbf{X} = [\mathbf{x}_1, \dots, \mathbf{x}_N]^T \in \mathbb{R}^{N \times d}$ , and  $\mathbf{Y} = [\mathbf{y}_1, \dots, \mathbf{y}_N]^T \in \mathbb{R}^{N \times N_c}$ ; to resort the ill-posed least squares formulation from singularity problem, RR learns the regression coefficients, i.e., the weight matrix  $\mathbf{W} \in \mathbb{R}^{d \times N_c}$ , by minimizing the penalized sum of squares  $L(\mathbf{W})$  as follows:

$$L(\mathbf{W}) = \text{tr}[(\mathbf{Y} - \mathbf{X}\mathbf{W})^T(\mathbf{Y} - \mathbf{X}\mathbf{W})] + \lambda \|\mathbf{W}\|_F^2 \quad (1)$$

where  $\lambda$  is a RR regularization parameter, and  $\|\cdot\|_F$  denotes the Frobenius norm. Assuming that  $N \geq d$ ,  $\mathbf{W}$  is estimated as follows:

$$\mathbf{W} = (\mathbf{X}^T \mathbf{X} + \lambda \mathbf{I})^{-1} \mathbf{X}^T \mathbf{Y} \quad (2)$$

where  $\mathbf{I}$  denotes an identity matrix of relevant dimension. On the other hand, for  $N < d$ , (2) is re-written into its equivalence as in (3).

$$\mathbf{W} = \mathbf{X}^T (\mathbf{X} \mathbf{X}^T + \lambda \mathbf{I})^{-1} \mathbf{Y} \quad (3)$$

For an unknown sample  $\mathbf{x}_{te} \in \mathbb{R}^d$ , the pre-trained RR returns a response vector  $\hat{\mathbf{y}}_{te} \in \mathbb{R}^{N_c}$  as follows:

$$\hat{\mathbf{y}}_{te} = \mathbf{W}^T \mathbf{x}_{te} \quad (4)$$

Subsequent to that, the label of  $\mathbf{x}_{te}$  can be determined based on  $\hat{\mathbf{y}}_{te}$  as in (5).

$$\text{cls}(\mathbf{x}_{te}) = \underset{j \in \{1, \dots, N_c\}}{\text{argmax}} (\hat{\mathbf{y}}_{te})_j \quad (5)$$

### B. Kernel Ridge Regression

Kernel machine, i.e., a machine learning model employing a pre-specific non-linear function via a neat kernel trick, appeared in 1960s [21]. This emergence contributed to the earliest kernel machine [22], followed by the great accomplishments of kernel support vector machines (SVM) in 1990s [23]. Other linear models that which can be kernelized are RR, PCA, LDA, to name but a few.

KRR and other kernel machines operate in an implicit feature space of (infinitely) high dimension. In other words, rather than an explicit transformation, only the inner products over training sample pairs are measured based on an arbitrary positive semi-definite kernel function  $k$  that satisfies the Mercer's condition. The well-known kernel functions are the polynomial kernel, the radial basis function (RBF) kernel, the Laplacian kernel, etc.

To analytically estimate  $\mathbf{W}$ , KRR re-casts (3) as follows:

$$\mathbf{W} = \mathbf{X}^T (\mathbf{K} + \lambda \mathbf{I})^{-1} \mathbf{Y} \quad (6)$$

where  $\mathbf{K} \in \mathbb{R}^{N \times N}$  is the Gram matrix (or kernel matrix) with  $\mathbf{K}_{ij} = k(\mathbf{x}_i, \mathbf{x}_j)$ . In accordance to (6), KRR yields  $\hat{\mathbf{y}}_{te}$  for  $\mathbf{x}_{te}$  as follows:

$$\hat{\mathbf{y}}_{te} = \mathbf{Y}^T (\mathbf{K} + \lambda \mathbf{I})^{-1} \begin{bmatrix} k(\mathbf{x}_{te}, \mathbf{x}_1) \\ \vdots \\ k(\mathbf{x}_{te}, \mathbf{x}_N) \end{bmatrix}^T \quad (7)$$

Along with that, the corresponding class label is predicted to be  $j$  as in (5).

### III. DEEP ANALYTIC NETWORK AND KERNELIZATION

Similar to that of DCNs and D-ELMs reviewed in the foregoing sections, we assemble DAN and K-DAN upon ridge regression (RR) and kernel ridge regression (KRR) [20], respectively. The main reason is that, in place of the iterative BP-trained gradient descent algorithm, RR provides an analytic solution leading the learning progression parsimonious. This section explicates how a series of RR/KRR-based building blocks, being the basic self-learnable module each, are stacked into the deep, feedforward DAN/K-DAN.

#### A. Basic Self-Learnable Module

As shown in Fig. 2, the internal constructions for each DAN/K-DAN building block are different in that one is of RR-based and another operates on KRR. By cascading multiple self-learnable modules, the  $\ell$ -th layer of DAN/K-DAN learns based on  $\mathbf{h}^{(\ell)} = [\mathbf{x}, \mathbf{q}^{(1)}, \dots, \mathbf{q}^{(\ell-1)}] \in \mathbb{R}^{d_\ell}$ , i.e., a stacking vector comprising of the input feature  $\mathbf{x}$  of any types and other re-learned features for all preceding modules  $\{\mathbf{q}^{(i)}\}_{i=1}^{\ell-1}$  with dimension  $d_\ell = d + N_c(\ell - 1)$  to yield a new re-learned feature set  $\mathbf{q}^{(\ell)}$ . Considering that each modular unit, regardless of RR or KRR, responds with  $\mathbf{p}^{(\ell)} \in \mathbb{R}^{N_c}$  to be non-linearly projected into  $\mathbf{q}^{(\ell)} \in \mathbb{R}^{N_c}$  such that  $\mathbf{q}^{(\ell)} = \rho(\mathbf{p}^{(\ell)})$ . In this work,  $\rho(\cdot)$  denotes the ReLU activation function performing  $\mathbf{q}^{(\ell)} = \max(0, \mathbf{p}^{(\ell)})$ . To navigate into a deeper construction of  $\ell + 1$ ,  $\mathbf{h}^{(\ell+1)} \in \mathbb{R}^{d_{\ell+1}}$  composing of  $\mathbf{x}$  and the stack of  $\mathbf{q}^{(1)}, \mathbf{q}^{(2)}, \dots, \mathbf{q}^{(\ell)}$  is formed to yield  $\mathbf{q}^{(\ell+1)}$  of generally more discriminative. Provided with the training repository  $\mathbf{X}$  with  $N$  samples; we transform  $\mathbf{P}^{(\ell)} = [\mathbf{p}_1^{(\ell)}, \dots, \mathbf{p}_N^{(\ell)}]^T \in \mathbb{R}^{N \times N_c}$  into  $\mathbf{Q}^{(\ell)} = [\mathbf{q}_1^{(\ell)}, \dots, \mathbf{q}_N^{(\ell)}]^T \in \mathbb{R}^{N \times N_c}$ . Along with that, we derive  $\mathbf{H}^{(\ell)} = [\mathbf{h}_1^{(\ell)}, \dots, \mathbf{h}_N^{(\ell)}]^T \in \mathbb{R}^{N \times d_\ell}$  accordingly to estimate  $\mathbf{W}^{(\ell)} \in \mathbb{R}^{d_\ell \times N_c}$  based on RR, or KRR (refer to Section III (B) and (C)).

Unlike DAN triggering feature re-learning on  $\mathbf{h}^{(\ell)}$  directly, each KRR modular unit in K-DAN performs RR in the implicit non-linear transformed space. In other words, a DAN module is a fully-connected layer implementing the non-linear RR-trained building block; while each K-DAN module is a specialized two-layer network exercising kernelization prior to the RR feature re-learning stage. In a nutshell, every single DAN/K-DAN layer non-linearly maps  $\mathbf{h}^{(\ell+1)}$  to the re-learned feature set  $\mathbf{q}^{(\ell+1)}$  for

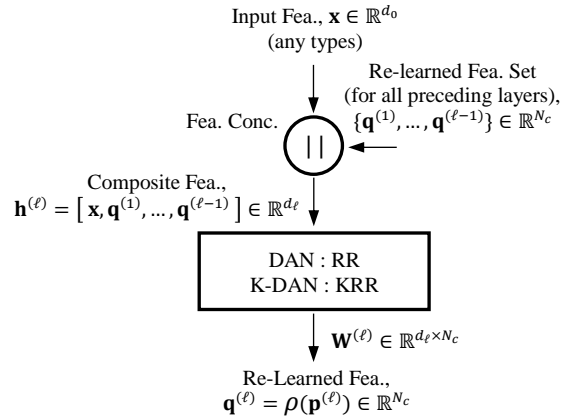


Fig. 2. Self-learnable building block for DAN and K-DAN.

further exploration in all the succeeding layers. The complete DAN/K-DAN construction is detailed in the following sections.

### B. Deep Analytic Network

The DAN construction is stacked with the RR-learned units for layer-wise feature re-learning, as portrayed in Fig. 3. Following the definitions in Section II, assuming  $N \geq d$ , the first layer of DAN with depth  $L$  is delivered with  $\mathbf{X}$ , and (2) is extended to estimate the analytic weight set  $\mathbf{W}^{(\ell)} \in \mathbb{R}^{d_\ell \times N_c}$  for  $\ell = 1, \dots, L$  as follows:

$$\mathbf{W}^{(\ell)} = (\mathbf{H}^{(\ell)T} \mathbf{H}^{(\ell)} + \lambda^{(\ell)} \mathbf{I})^{-1} \mathbf{H}^{(\ell)T} \mathbf{Y} \quad (8)$$

where  $\mathbf{H}^{(1)} = \mathbf{X}$ ,  $\mathbf{H}^{(2 \leq \ell \leq L)} = [\mathbf{H}^{(1)}, \mathbf{Q}^{(1)}, \dots, \mathbf{Q}^{(\ell-1)}] \in \mathbb{R}^{N \times d_\ell}$ , or equivalently  $\mathbf{H}^{(2 \leq \ell \leq L)} = [\mathbf{H}^{(\ell-1)}, \mathbf{Q}^{(\ell-1)}]$ . Note in (9) that  $\mathbf{Q}^{(\ell)}$  accommodates the ReLU-transformed response matrix of  $\mathbf{P}^{(\ell)} = \mathbf{H}^{(\ell)} \mathbf{W}^{(\ell)}$ , such that  $\mathbf{P}^{(\ell)}, \mathbf{Q}^{(\ell)} \in \mathbb{R}^{N \times N_c}$ . The supporting theories in Section IV underscores that this non-negativity is of crucial in two perspectives: (i) the ReLU-activated responses improve the training prediction accuracy; and (ii) DAN forms the dynamics of inter/intra-class distances; We solidify these theories based on the empirical observations in Section V.

$$\mathbf{P}^{(\ell)} = \mathbf{H}^{(\ell)} \mathbf{W}^{(\ell)} \quad (9)$$

$$\mathbf{Q}^{(\ell)} = \rho(\mathbf{P}^{(\ell)}) = \max(0, \mathbf{P}^{(\ell)})$$

The DAN fine-tuning (FT) output layer with the power-law non-linearity is the last building block on the stack, which embeds the built-in regression classifier. We power-regularize all the re-learned feature sets  $\{\mathbf{Q}^{(\ell)}\}_1^L$  with respect to a small positive ratio of  $0 \leq \beta \leq 1$  in the element-wise manner to synthesize  $\mathbf{Q}_{FT} = [\mathbf{Q}^{(1)}, \dots, \mathbf{Q}^{(L)}]^\beta \in \mathbb{R}^{N \times d_{FT}}$ , where  $d_{FT} = L \times N_c$ . This is to regularize the disparities within the re-learned features before  $\mathbf{W}_{FT} \in \mathbb{R}^{d_{FT} \times N_c}$  is learned as follows:

$$\mathbf{W}_{FT} = (\mathbf{Q}_{FT}^T \mathbf{Q}_{FT} + \lambda_{FT}^{(\ell)} \mathbf{I})^{-1} \mathbf{Q}_{FT}^T \mathbf{Y} \quad (10)$$

Depending on the task at hand, the FT layer is opted for other classifiers, e.g., nearest neighbor classifier, support vector machines (SVM), etc.

Regardless of the classifier types, the response vector  $\hat{\mathbf{y}}_{te}$  for  $\mathbf{x}_{te}$  is estimated as follows:

$$\hat{\mathbf{y}}_{te} = \mathbf{W}_{FT}^T \mathbf{q}_{FT,te} \quad (11)$$

where  $\mathbf{q}_{FT,te} = [\mathbf{q}_{te}^{(1)}, \dots, \mathbf{q}_{te}^{(L)}]^\beta \in \mathbb{R}^{d_{FT}}$ . Our formulation derives  $\mathbf{q}_{te}^{(\ell)} = \max(0, \mathbf{p}_{te}^{(\ell)})$ , where  $\mathbf{p}_{te}^{(\ell)} = \mathbf{W}^{(\ell)T} \mathbf{h}_{te}^{(\ell)}$  and  $\mathbf{h}_{te}^{(\ell)} = (\mathbf{x}_{te}, \mathbf{q}_{te}^{(1)}, \dots, \mathbf{q}_{te}^{(\ell-1)}) \in \mathbb{R}^{d_\ell}$ . Considering the default classifier in (5), the class label for  $\mathbf{x}_{te}$  is inferred as  $j$ .

In summary, the DAN feature re-learning stage involves a set of three parameters to be fine-tuned, specifically  $\lambda^{(\ell)}$ ,  $\lambda_{FT}^{(\ell)}$ , and  $\beta_{FT}$ . Our experiments dispatch DAN with the pre-extracted 2-FFC<sub>PCA</sub> features [43] for multilayer feature re-learning, unless specified otherwise. To be more precise, the DAN re-learning procedures are summarized in Table I.

### C. Kernel Deep Analytic Network

We consider only K-DAN with the RBF kernel in this paper, albeit other Mercer kernels are possible. Pursuant to the KRR formulation in Section II, K-DAN re-writes (6) as follows:

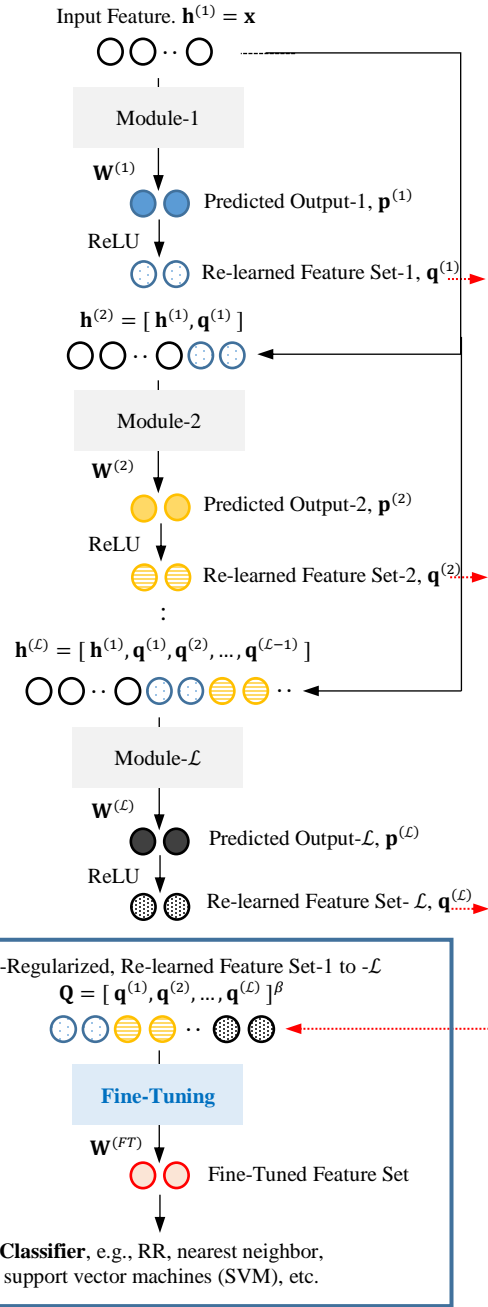


Fig. 3. The generic DAN construction of  $L$  self-learnable layers affixed with a fine-tuning module and a classifier (bounded in blue). Each layer  $\ell$  yields a re-learned feature set  $\mathbf{q}^{(\ell)}$  from  $\mathbf{h}^{(\ell)}$  and the re-learned feature sets for all  $L$  layers are concatenated into the power-regularized, re-learned feature set  $\mathbf{Q}$  (denoted by dotted red line) for fine-tuning to learn an auxiliary classifier.

$$\mathbf{W}^{(\ell)} = \mathbf{H}^{(\ell)T} (\mathbf{K}^{(\ell)} + \lambda^{(\ell)} \mathbf{I})^{-1} \mathbf{Y} \quad (12)$$

where  $\mathbf{K}^{(\ell)}$  denotes the RBF-defined kernel matrix with  $\mathbf{K}_{i,j}^{(\ell)} = k(\mathbf{h}_i^{(\ell)}, \mathbf{h}_j^{(\ell)}) = \exp(-\gamma^{(\ell)} \|\mathbf{h}_i^{(\ell)} - \mathbf{h}_j^{(\ell)}\|^2)$ , such that  $\gamma^{(\ell)}$  is an empirical parameters controlling bias and variance. As in DAN, the K-DAN re-learning phase demands also  $\mathbf{P}^{(\ell)}$  and  $\mathbf{Q}^{(\ell)}$  to be described as in (9) to elaborate  $\mathbf{H}^{(\ell)}$ . Subsequent to that,  $\mathbf{W}_{FT}$  is learned from  $\mathbf{Q}_{FT}$  as in (10).

To yield  $\mathbf{q}_{te}^{(\ell)}$  from for  $\mathbf{x}_{te}$  where  $\mathbf{q}_{te}^{(\ell)} = \max(0, \mathbf{p}_{te}^{(\ell)})$ , (7) in

KRR is revised as follows:

$$\mathbf{p}_{te}^{(\ell)} = \mathbf{Y}^T (\mathbf{K}^{(\ell)} + \lambda^{(\ell)} \mathbf{I})^{-1} \begin{bmatrix} k(\mathbf{h}_{te}^{(\ell)}, \mathbf{H}_1^{(\ell)}) \\ \vdots \\ k(\mathbf{h}_{te}^{(\ell)}, \mathbf{H}_N^{(\ell)}) \end{bmatrix}^T \quad (13)$$

Following that,  $\hat{\mathbf{y}}_{te}$  is elicited based on the pre-learned  $\mathbf{W}_{FT}$  and  $\mathbf{q}_{FT,te}$  as in (11) to predict the class label for  $\mathbf{x}_{te}$  by the regression classifier in (5). As a whole, K-DAN encapsulates four empirical parameters:  $\lambda^{(\ell)}$ ,  $\gamma^{(\ell)}$ ,  $\lambda_{FT}^{(\ell)}$ , and  $\beta_{FT}$ . We provide the K-DAN re-learning summary in Table II.

#### D. Comparison to DNNs and Existing S-DNNs

In general, DAN/K-DAN exhibit the four S-DNN attributes outlined in Section I (B). These include the fast learning advantage resulted from the RR/KRR employment for one-shot (analytic) solution. Training DAN/K-DAN hence requires only minimal efforts owing to no massive training data, no BP, and no GPU. Moreover, the modularly trained DAN/K-DAN removes the network depth  $\mathcal{L}$  from the hyper-parameter list. A new module is conveniently introduced to the existing stack based on the layer-wise performance of the validation set. In addition to that, opposing to DNNs, the number of hidden nodes for each layer  $d_\ell$  is of deterministic such that  $d_\ell = d + N_c(\ell - 1)$  for  $\ell = 1, \dots, \mathcal{L}$ . As DAN possesses only three hyper-parameters (and four for K-DAN), hyper-parameter tuning is of non-trivial essentially.

DAN/K-DAN simplify the existing S-DNNs, including DCN [24-27], and D-ELM [29-30]. One of the distinguishable traits is that every DAN module is of single-layer implementing RR (or KRR for K-DAN). The sigmoidal input-hidden projection based on the stochastic weights (as in S-ELM [29]), or other iteratively learned weights, either RBM-learned (as in DCN [24]), gradient descent-learned (as in T-DSN [27]), autoencoder-learned (as in AE-S-ELM [29], and H-ELM [30]), are of non-existent. Being the finest DCN variant learning third-order bilinear mappings, T-DSN also appears to be far-fetched. There is no significant improvement witnessed, despite of being computationally more expensive than that of DCN. On the other hand, S-ELM and AE-S-ELM, i.e., the best-performing among D-ELMs, are reported requiring very deep network construction (to be exposed in Section V). More importantly, there is no theoretical analysis derived, but some black-box performance summaries evaluated on the toy datasets.

In comparison to DF assembled upon random forests [31], DAN/K-DAN consider no additional performance factors, except the regression shrinkage, and the kernel regularization parameters. For DF, to ensure diversity for each ensemble, the internal parameters to be accounted for are forest types in each ensemble, the number of forest, the number of decision tree in each forest, the tree growth, etc. We summarize in Section V that the DAN trained based on the pre-extracted basic features remarkably outperforms DF [32].

#### IV. SUPPORTING THEORIES

This section formulates the DAN/K-DAN supporting theories. In particular, we disclose how the layer-wise re-learned features (yielded by applying ReLU to the regression prediction) reduce the training prediction errors. Following that, we analyze how

TABLE I  
DAN FEATURE RE-LEARNING PROGRESSION.

DAN	
The DAN inputs are:	
i.	Pre-extracted baseline features, $\mathbf{X} \in \mathbb{R}^{N \times d}$ ,
ii.	One-hot encoded, $\mathbf{Y} = [\mathbf{y}_1, \dots, \mathbf{y}_N]^T \in \mathbb{R}^{N \times N_c}$ ,
iii.	Regression parameters: $\lambda^{(\ell)}$ and $\lambda_{FT}^{(\ell)}$ .
iv.	Power regularization ratio $\beta_{FT}$ .
Step 1 :	If $\ell = 1$ , $\mathbf{H}^{(1)} = \mathbf{X}$ . Otherwise, $\mathbf{H}^{(\ell)} = [\mathbf{H}^{(1)}, \mathbf{Q}^{(1)}, \dots, \mathbf{Q}^{(\ell-1)}] \in \mathbb{R}^{N \times d_\ell}$ , where $d_\ell = d + N_c(\ell - 1)$ .
Step 2 :	Compute $\mathbf{W}^{(\ell)} \in \mathbb{R}^{d_\ell \times N_c}$ with respect to (8).
Step 3 :	Compute $\mathbf{Q}^{(\ell)} = \max(0, \mathbf{P}^{(\ell)})$ , where $\mathbf{P}^{(\ell)} = \mathbf{H}^{(\ell)} \mathbf{W}^{(\ell)}$ , and $\mathbf{P}^{(\ell)}, \mathbf{Q}^{(\ell)} \in \mathbb{R}^{N \times N_c}$ .
Step 4 :	If $\ell \neq \mathcal{L}$ , repeat <b>Step 1</b> to <b>Step 3</b> until $\ell = \mathcal{L}$ .
Step 4.1 :	Otherwise, $\mathbf{Q}_{FT} = [\mathbf{Q}^{(1)}, \dots, \mathbf{Q}^{(\mathcal{L})}]^\beta$ , where $\mathbf{Q}_{FT} \in \mathbb{R}^{N \times d_{FT}}$ , and $d_{FT} = \mathcal{L} \times N_c$ .
Step 4.2 :	Compute $\mathbf{W}_{FT}^{(\ell)} \in \mathbb{R}^{d_{FT} \times N_c}$ with respect to (10).

TABLE II  
K-DAN FEATURE RE-LEARNING PROGRESSION.

K-DAN	
The K-DAN inputs are:	
i.	Raw input features, e.g., image, or non-image features, including the structural hand-engineered features, $\mathbf{X} \in \mathbb{R}^{N \times d}$ ,
ii.	One-hot encoded, $\mathbf{Y} = [\mathbf{y}_1, \dots, \mathbf{y}_N]^T \in \mathbb{R}^{N \times N_c}$ ,
iii.	Regression parameters: $\lambda^{(\ell)}$ , and $\lambda_{FT}^{(\ell)}$ .
iv.	RBF-kernel spreading factor $\gamma^{(\ell)}$ .
v.	Power regularization ratio $\beta_{FT}$ .
The K-DAN feature re-learning progression follows DAN, except in <b>Step 2</b> , where $\mathbf{W}^{(\ell)} \in \mathbb{R}^{d_\ell \times N_c}$ is estimated with respect to (12).	

the intra/inter-class distances at each layer of DAN/K-DAN are changed as the layer deepens.

#### A. Re-learned Features by ReLU Improves Training Accuracy

Following our previous definitions, we pair each  $\mathbf{x}_i$  of  $\mathbf{X}$  with a binary label  $y_i$  forming  $\mathbf{y} = [\mathbf{y}_1, \dots, \mathbf{y}_N]^T$ . The prediction vector  $\hat{\mathbf{y}} = \mathbf{X}\mathbf{W}$  elicits the next layer of DAN,  $\bar{\mathbf{X}} = [\mathbf{X}, \rho(\hat{\mathbf{y}})]$ , with its prediction  $\hat{\mathbf{y}} = \bar{\mathbf{X}}\bar{\mathbf{W}}$  where  $\rho(\hat{\mathbf{y}})$  is the re-learned features yielded by applying ReLU activation to  $\hat{\mathbf{y}}$ , provided that  $\mathbf{W}$  and  $\bar{\mathbf{W}}$  be the Ridge regression projection matrices learned from  $\mathbf{X}$  and  $\bar{\mathbf{X}}$ , respectively.

**Definition.** Let  $\mathbf{z} = [z_1, \dots, z_N] \in \mathbb{R}^N$  be a vector. Define  $I(\mathbf{z} < 0) := \{i \in [N] : z_i < 0\}$  and  $I(\mathbf{z} \geq 0) := \{i \in [N] : z_i \geq 0\}$  where  $[N] = \{1, \dots, N\}$ . For an index set  $I \subseteq [N]$ , let  $I^c := \{i \in [N] : i \notin I\}$  and  $\mathbf{Q}_I$  be a matrix such that  $\mathbf{Q}_I \mathbf{z} \in \mathbb{R}^N$  with  $(\mathbf{Q}_I \mathbf{z})_i = z_i$  if  $i \in I$  and 0, otherwise.

**Theorem 1.** Suppose  $\dim(\text{span}(\mathbf{X})) < N$ . If either  $(\hat{\mathbf{y}} - \mathbf{y})^T \mathbf{Q}_I \hat{\mathbf{y}} \neq 0$ , or  $(\hat{\mathbf{y}} - \mathbf{y})^T \mathbf{Q}_{I^c} \hat{\mathbf{y}} \neq 0$ , then

$$\rho(\hat{\mathbf{y}}) \notin \text{span}(\mathbf{X}) \quad (14)$$

where  $I = I(\hat{\mathbf{y}} < 0)$ . In this case,

$$\text{span}(\mathbf{X}) < \text{span}(\bar{\mathbf{X}}) \quad (15)$$

and therefore,

$$\|\hat{\mathbf{y}} - \mathbf{y}\| \geq \|\hat{\mathbf{y}} - \mathbf{y}\|. \quad (16)$$

This asserts that if either of the  $\mathbf{Q}_I$  and  $\mathbf{Q}_{I^c}$  projections of the prediction samples  $\hat{\mathbf{y}}$  is *not orthogonal* to the errors of the samples  $\hat{\mathbf{y}} - \mathbf{y}$ , the ReLU-ed prediction  $\rho(\hat{\mathbf{y}})$  is outside the span of the data matrix  $\mathbf{X}$ . In which case, the span of  $\bar{\mathbf{X}}$  gains an extra dimension by  $\rho(\hat{\mathbf{y}})$ , and, consequently, the column space of  $\bar{\mathbf{X}}$  gets closer to the target  $\mathbf{t}$  than that of  $\mathbf{X}$ ; namely, the training accuracy increases in the next layer as stated in (16).

We prove **Theorem 1** by leveraging the following lemma.

**Lemma.** Let  $\mathbf{u} \in \text{span}(\mathbf{X})$ ,  $I \subseteq [N]$  be an index set neither empty nor universal, and  $\mathbf{T}$  a matrix the columns of which form a subset of a basis of  $\text{span}(\mathbf{X})^\perp$ . Then  $\rho(\mathbf{w}) \in \text{span}(\mathbf{X})$  only if

$$\mathbf{w} \in \ker((\mathbf{Q}_I \mathbf{T})^T) \cap \ker((\mathbf{Q}_{I^c} \mathbf{T})^T) \quad (17)$$

for  $\mathbf{w} \in \text{span}(\mathbf{X})$  with  $I(\mathbf{w} < 0) =: I$ .

*Proof.* Let  $\mathbf{w} \in \text{span}(\mathbf{X})$ ,  $\mathbf{T} = [\mathbf{v}_1, \dots, \mathbf{v}_k]$ , and  $\rho(\mathbf{w}) \notin \text{span}(\mathbf{X})$ . Let either  $\mathbf{w} \notin \ker((\mathbf{Q}_I \mathbf{T})^T)$  or  $\mathbf{w} \notin \ker((\mathbf{Q}_{I^c} \mathbf{T})^T)$ . If  $\mathbf{w} \notin \ker((\mathbf{Q}_I \mathbf{T})^T)$  holds, then  $(\mathbf{Q}_I \mathbf{v}_i)^T \mathbf{w} \neq 0$  for some  $\mathbf{v}_i$ . Therefore,  $(\mathbf{Q}_{I^c} \mathbf{v}_i)^T \mathbf{w} \neq 0$  as

$$\mathbf{v}_i^T \mathbf{w} = (\mathbf{Q}_I \mathbf{v}_i)^T \mathbf{w} + (\mathbf{Q}_{I^c} \mathbf{v}_i)^T \mathbf{w} = 0. \quad (18)$$

However,  $0 \neq (\mathbf{Q}_{I^c} \mathbf{v}_i)^T \mathbf{w} = \mathbf{v}_i^T \mathbf{Q}_{I^c} \mathbf{w} = \mathbf{v}_i^T \rho(\mathbf{w})$ , which is a contradiction. On the other hand, if  $\mathbf{w} \notin \ker((\mathbf{Q}_{I^c} \mathbf{T})^T)$  holds, then a contradiction exists in the same way.

*Proof of Theorem 1.* (14) is proved by substituting  $\hat{\mathbf{y}}$  and  $[\hat{\mathbf{y}} - \mathbf{y}]$  (regarded as a matrix of size  $N \times 1$ ) into  $\mathbf{u}$  and  $\mathbf{T}$ , respectively, in **Lemma**. Eq. (15) is trivial as  $\bar{\mathbf{X}}$  additionally contains a vector independent to all the column vectors of  $\mathbf{X}$ . To prove (16), since it suffices for  $\rho(\hat{\mathbf{y}})$  to be comprised of an orthogonal vector, assume without loss of generality that  $\rho(\hat{\mathbf{y}}) \in \ker \mathbf{X}^T$ . Let  $\mathbf{X} = \mathbf{U} \mathbf{\Sigma} \mathbf{V}^T$  be its SVD with  $\mathbf{V} = [\mathbf{v}_1, \dots, \mathbf{v}_d]$ ,  $\mathbf{U} = [\mathbf{u}_1, \dots, \mathbf{u}_d]$ ,  $\mathbf{\Sigma} = \text{diag}(\sigma_1, \dots, \sigma_d)$ . If  $\bar{\mathbf{X}} = \bar{\mathbf{U}} \bar{\mathbf{\Sigma}} \bar{\mathbf{V}}^T$  is its SVD, then  $\bar{\mathbf{V}} = [\bar{\mathbf{v}}_1, \dots, \bar{\mathbf{v}}_d, \bar{\mathbf{v}}_{d+1}]$ ,  $\bar{\mathbf{U}} = [\bar{\mathbf{u}}_1, \dots, \bar{\mathbf{u}}_{d+1}]$ ,  $\bar{\mathbf{\Sigma}} = \text{diag}(\sigma_1, \dots, \sigma_d, \|\rho(\hat{\mathbf{y}})\|)$  where  $\bar{\mathbf{v}}_i = [\mathbf{v}_i^T, 0]^T$ ,  $\bar{\mathbf{v}}_{d+1} = [\mathbf{0}^T, 1]^T$ ,  $\bar{\mathbf{u}}_i = \mathbf{u}_i$ ,  $\bar{\mathbf{u}}_{d+1} = \rho(\hat{\mathbf{y}})/\|\rho(\hat{\mathbf{y}})\|$  for  $i = 1, \dots, d$ . By denoting  $\hat{\mathbf{y}} = \mathbf{P}_\lambda \mathbf{y}$  and  $\hat{\mathbf{y}}_{\text{next}} = \bar{\mathbf{P}}_\lambda \mathbf{y}$  where  $\lambda$  is the ridge regularizer, we obtain

$$\mathbf{P}_\lambda = \sum_{i=1}^d \frac{\sigma_i^2}{\sigma_i^2 + \lambda} \mathbf{u}_i \mathbf{u}_i^T \quad (19)$$

$$\bar{\mathbf{P}}_\lambda = \mathbf{P}_\lambda + \mathbf{H}_\lambda \quad (20)$$

where  $\mathbf{H}_\lambda := s_\lambda \rho(\hat{\mathbf{y}}) \rho(\hat{\mathbf{y}})^T$  with  $s_\lambda := 1/(\|\rho(\hat{\mathbf{y}})\|^2 + \lambda)$ . Also note that

$$\begin{aligned} \|\mathbf{y} - \mathbf{P}_\lambda \mathbf{y}\|^2 - \|\mathbf{y} - \bar{\mathbf{P}}_\lambda \mathbf{y}\|^2 \\ = 2s_\lambda (\rho(\hat{\mathbf{y}})^T \mathbf{y})^2 - s_\lambda^2 \|\rho(\hat{\mathbf{y}})\|^2 (\rho(\hat{\mathbf{y}})^T \mathbf{y})^2 \end{aligned} \quad (21)$$

due to the reason that  $\mathbf{P}_\lambda^T \mathbf{H}_\lambda = \mathbf{0}$  by  $\rho(\hat{\mathbf{y}}) \in \ker(\mathbf{X}^T)$ . Now it is obvious that (21) is greater than 0, as  $2 \geq s_\lambda \|\rho(\hat{\mathbf{y}})\|^2 = \|\rho(\hat{\mathbf{y}})\|^2 / (\|\rho(\hat{\mathbf{y}})\|^2 + \lambda)$ . This completes the proof.

The extension to the multi-class classification is trivial, and

the proof above holds for arbitrary  $\ell$  and  $(\ell + 1)$ -th layers.

#### B. Layer-Wise Intra/Inter-Class Distance Dynamics in DAN

Descriptive features are, at least partially, implied by high inter-class and low intra-class variances on them. We show that the deeper the layer of DAN is, the bigger the gap is between the variance of the inter-class features and that of the intra-class ones. To this end, the expected intra and inter class distances,  $w^{(\ell)}$  and  $b^{(\ell)}$ , respectively, at the  $\ell$ -th layer of DAN are defined as follows:

$$\begin{aligned} w^{(\ell)} &:= \mathbb{E} \left[ \|\mathbf{h}^{(\ell)} - \mathbf{h}'^{(\ell)}\|^2 \mid \mathbf{x}, \mathbf{x}' \in C_c \right] \\ b^{(\ell)} &:= \mathbb{E} \left[ \|\mathbf{h}^{(\ell)} - \mathbf{h}'^{(\ell)}\|^2 \mid \mathbf{x} \in C_c, \mathbf{x}' \in C_{c'} \right] \end{aligned} \quad (22)$$

Here,  $\mathbf{x}$  and  $\mathbf{x}'$  are the i.i.d. random input samples,  $\mathbf{h}^{(\ell)}$  (resp.  $\mathbf{h}'^{(\ell)}$ ) is the  $\ell$ -th layer of DAN computed from  $\mathbf{x}$  (resp.  $\mathbf{x}'$ ), and  $\mathbf{x} \in C_c$  (and  $\mathbf{x}' \in C_{c'}$ , similarly) indicates that  $\mathbf{x}$  belongs to the  $c$ -th class with  $c \neq c'$  assumed.

As the regression error is believed to be normally distributed, we deliberate the following technical assumptions to simplify our formulation.

#### Assumptions.

Let  $\epsilon^{(\ell)}$  (resp.  $\epsilon'^{(\ell)}$ ) represents the random vector modelling the prediction error

$$\epsilon^{(\ell)} = \hat{\mathbf{y}}^{(\ell)} - \mathbf{y} \quad (23)$$

where  $\hat{\mathbf{y}}^{(\ell)}$  is the regression output of  $\mathbf{h}^{(\ell)}$ ,  $\mathbf{y} \in \{\mathbf{t}_1, \mathbf{t}_2, \dots, \mathbf{t}_{N_c}\}$  is the true target of  $\mathbf{x}$ , and  $\mathbf{t}_j = [t_{j,1}, \dots, t_{j,j}, \dots, t_{j,N_c}] \in \mathbb{R}^{N_c}$ . Assume for arbitrary  $j, c, c' \in \{1, \dots, N_c\}$  with  $c \neq c'$ ,

- (a)  $\epsilon^{(\ell)}$  and  $\epsilon'^{(\ell)}$  are of independent, given either  $\mathbf{x}, \mathbf{x}' \in C_c$ , or  $\mathbf{x} \in C_c, \mathbf{x}' \in C_{c'}$ ;
- (b) the class-conditional distribution of prediction error remains the same, whichever classes the input  $\mathbf{x}$  belongs to; i.e.,  $p_{\epsilon^{(\ell)}|\mathbf{x} \in C_c} = p_{\epsilon'^{(\ell)}|\mathbf{x} \in C_{c'}}$ ;
- (c)  $p_{\epsilon^{(\ell)}|\mathbf{x} \in C_c} = \mathcal{N}(\mathbf{0}, \text{diag}(\sigma^{(\ell)2}(c)))$ , i.e., it follows multivariate normal distribution with variance  $\text{diag}(\sigma^{(\ell)2}(c))$ .

The same is assumed to hold for the test data with  $\sigma^{(\ell)}(c)$  replaced by  $\sigma_{\text{te}}^{(\ell)}(c)$ . Assumption (b) let us denote  $p_{\epsilon_j^{(\ell)}|\mathbf{x} \in C_c}$

and  $\sigma^{(\ell)}(c)$  simply by  $p^{(\ell)}$  and  $\sigma^{(\ell)}$ , respectively.

Under these assumptions, we show that if the prediction error is sufficiently small, then the increment  $\delta_w^{(\ell)} := w^{(\ell+1)} - w^{(\ell)}$  of the expected intra-class distance is relatively negligible compared to that of the expected inter-class distance  $\delta_b^{(\ell)} := b^{(\ell+1)} - b^{(\ell)}$ . In detail,  $\delta_b^{(\ell)}$  is greater than  $t_{c,c}^2 + t_{c',c'}^2$  while  $\delta_w^{(\ell)}$  is bounded by a factor of the variation of the prediction error  $2 \|\sigma^{(\ell)}\|^2$ . This implies that the gap  $b^{(\ell)} - w^{(\ell)}$  becomes larger as the layer  $\ell$  deepens, concluding the deeper layer of DAN gets more discriminative.

**Proposition 1.** We have

$$w^{(\ell+1)} = w^{(\ell)} + \delta_w^{(\ell)} \quad (24)$$

$$b^{(\ell+1)} = b^{(\ell)} + \delta_b^{(\ell)} \quad (25)$$

where

$$0 \leq \delta_w^{(\ell)} \leq 2 \|\sigma^{(\ell)}\|^2 \quad (26)$$

$$\delta_b^{(\ell)} \geq t_{c,c}^2 P_{c,c}^{(\ell)} + t_{c',c'}^2 P_{c',c'}^{(\ell)} + O(e^{\frac{-t_{\min}^2}{2\max(\sigma_c^{(\ell)}, \sigma_{c'}^{(\ell)})^2}}) \quad (27)$$

as  $\sigma^{(\ell)} \rightarrow 0$ . Here,  $P_{c,j}^{(\ell)} = \mathbb{P}(\epsilon_j^{(\ell)} > -t_{c,j} | \mathbf{x} \in C_c)$  denotes the probability that the prediction error at the  $\ell$ -th layer is greater than  $-t_{c,j}$ , and  $t_{\min} = \min_{c,j} |t_{c,j}|$ . Moreover,

$$\delta_w^{(\ell)} = O(\sigma_c^{(\ell)2} + \sum_{j \neq c} \exp(-\frac{t_{\min}^2}{2\sigma_j^{(\ell)2}})) \quad (28)$$

$$\delta_b^{(\ell)} \rightarrow t_{c,c}^2 + t_{c',c'}^2 \quad (29)$$

as  $\sigma^{(\ell)} \rightarrow 0$ .

**Corollary.** If the prediction error  $\|\sigma^{(\ell)}\|$  is sufficiently small, the gap  $b^{(\ell)} - w^{(\ell)}$  increases as the layer  $\ell$  deepens with negligible variation on  $w^{(\ell)}$ .

**Proof of Proposition 1.** Here we fix  $\ell$  for clarity. Note

$$\begin{aligned} & \|\mathbf{h}^{(\ell+1)} - \mathbf{h}'^{(\ell+1)}\|^2 - \|\mathbf{h}^{(\ell)} - \mathbf{h}'^{(\ell)}\|^2 \\ &= \sum_j \rho(\hat{y}_j)^2 - 2\rho(\hat{y}_j)^2 - 2\rho(\hat{y}_j)\rho(\hat{y}_j') + \rho(\hat{y}_j')^2 \end{aligned} \quad (30)$$

$$\mathbb{E}[\rho(\hat{y}_j) | \mathbf{x} \in C_c] = t_{c,j}P_{c,j} + \sigma_j^2 p(t_{c,j}) \quad (31)$$

$$\mathbb{E}[\rho(\hat{y}_j)^2 | \mathbf{x} \in C_c] = (t_{c,j}^2 + \sigma_j^2)P_{c,j} + \sigma_j^2 t_{c,j} p(t_{c,j}), \quad (32)$$

which are obtained by change of variable on standard Gaussian integral  $\int_{-t_{c,j}}^{\infty} \epsilon_j p(\epsilon_j) d\epsilon_j$  and  $\int_{-t_{c,j}}^{\infty} \epsilon_j^2 p(\epsilon_j) d\epsilon_j$ . Also, by Assumption (a),

$$\begin{aligned} & \mathbb{E}[\rho(\hat{y}_j)\rho(\hat{y}_j') | \mathbf{x} \in C_c, \mathbf{x}' \in C_{c'}] \\ &= \mathbb{E}[\rho(\hat{y}_j) | \mathbf{x} \in C_c] \mathbb{E}[\rho(\hat{y}_j') | \mathbf{x}' \in C_{c'}]. \end{aligned} \quad (33)$$

Using these, we obtain

$$\begin{aligned} \delta_w^{(\ell)} &= 2 \sum_j t_{c,j} P_{c,j}^{(\ell)} (1 - P_{c,j}^{(\ell)}) \\ &\quad + \sigma_j^{(\ell)2} [P_{c,j}^{(\ell)} (1 - 2t_{c,j} p^{(\ell)}(t_{c,j})) \\ &\quad + t_{c,j} p^{(\ell)}(t_{c,j}) - \sigma_j^{(\ell)2} p^{(\ell)}(t_{c,j})^2] \end{aligned} \quad (34)$$

and

$$\begin{aligned} \delta_b^{(\ell)} &= \sum_j [t_{c,j}^2 P_{c,j}^{(\ell)} - 2t_{c,j} t_{c',j} P_{c,j}^{(\ell)} P_{c',j}^{(\ell)} + t_{c',j}^2 P_{c',j}^{(\ell)}] \\ &\quad + \sigma^{(\ell)2} [t_{c,j} p^{(\ell)}(t_{c,j}) + t_{c',j} p^{(\ell)}(t_{c',j}) \\ &\quad + P_{c,j}^{(\ell)} (1 - 2p^{(\ell)}(t_{c',j}) t_{c,j}) \\ &\quad + P_{c',j}^{(\ell)} (1 - 2p^{(\ell)}(t_{c,j}) t_{c',j}) \\ &\quad - 2\sigma_j^{(\ell)2} p^{(\ell)}(t_{c,j}) p^{(\ell)}(t_{c',j})]. \end{aligned} \quad (35)$$

By upper bounds for Gaussain tail,

$$P_{c,j} < \frac{\sqrt{2}}{\sqrt{\pi} \left( \sqrt{8/\pi} + (t_{c,j}/\sigma_j)^2 + |t_{c,j}|/\sigma_j \right)} \exp(-\frac{t_{c,j}^2}{2\sigma_j^2}) \quad (36)$$

for  $j \neq c$ , which implicates that  $P_{c,j}$ ,  $1 - P_{c,j}$ , and  $p(t_{c,j})$  for  $j \neq c$ ,  $j = c$ , and all  $j$ , respectively, are all  $O(\exp(-1/\sigma_j^2))$  as  $\sigma_j \rightarrow 0$ . Applying these on (34) and (35), it proves (27), (28), and (29). Meanwhile, (26) is proved by observing  $|\rho(\hat{y}_j) - \rho(\hat{y}_j')| \leq |\hat{y}_j - \hat{y}_j'|$  and the expectation of  $|\hat{y} - \hat{y}'|$ , provided that  $\mathbf{x}, \mathbf{x}' \in C_c$ , is  $2 \sum_j \sigma_j^2$ . This finishes the proof.

Noting the fact that **Assumptions** hold on test data with  $\sigma^{(\ell)}$  replaced by  $\sigma_{\text{te}}^{(\ell)}$ , the layer-wise inter/intra-class distance dynamics described in Proposition 1 applies at test phase as well. This is experimentally verified as shown in Fig. 5 and 6.

## V. EXPERIMENTS AND DISCUSSIONS

We recapitulate in this section the DAN/K-DAN generalization performance for pattern classification. We analyze and compare DAN/K-DAN to the present fully-connected S-DNNs, and the BP-trained networks, e.g., S-DNN<sub>BP</sub>, MLP, and other DNNs.

### A. Benchmarking Datasets

Our experiments recruit datasets of varying domains, including faces, digits, natural objects and structured features.

- FERET [36] consists of a training set FA with a single face image for each of 1,196 subjects; and 4 probe sets with pose, expression, illumination and time-span variations, namely, FB, FC, DUP I, and DUP II – each containing a summation of 1,195, 194, 722, and 234 images of size  $128 \times 128$  pixels.
- MNIST [37] is composed of 70,000 handwritten digits, digit 0 to digit 9, each is of size  $28 \times 28$  pixels. Compliant to the pre-determined evaluation protocol, the first 60,000 images are apportioned for training, and the rest for testing.
- CIFAR10 [38] repositos 60,000 color images of each  $32 \times 32$  pixels for 10 natural objects. The training and the testing set capacities are of 50,000 and 10,000 respectively.
- Tiny ImageNet [39] refers to the ImageNet subset [40] furnished with a reduced labeled image set of 200 classes. Each class is sampled with 500 training, 50 validation, and 50 testing images composing the training/validation/testing sets of 100,000/10,000/10,000 images, respectively. Note that, the original ImageNet contains 1.2-million of images with 1000 classes queried from the Internet, and the images are with variable appearances, positions, viewpoints, poses, background clutters, and occlusions. In addition, the image size is intentionally shrunk to only  $64 \times 64$  pixels from  $256 \times 256$  for visual recognition challenge. As the ground truths for the testing images are not provided, our evaluation is reported based on the validation set.
- Apart from imagery datasets our experiments employ also the UCI machine learning repositories hand-engineered with structured features [41]. The data specifications for the pre-selected two-class and multi-class problems are summarized in Table III.

TABLE III  
SPECIFICATION SUMMARY FOR UCI DATASETS.

UCI DATASETS	# TRAIN / # TEST	# FEA.	# CLS.	# TRAIN / CLS. (ON AVERAGE)
AUS. CREDIT	460 / 230	7	2	230
MUSHROOM	1,500 / 6,624	112	2	750
CONNECT-4	50,000 / 17,557	126	3	16,666
GLASS	142 / 72	9	6	23
SATIMAGE	4,435 / 2,000	36	6	739
SHUTTLE	43,500 / 14,500	9	7	6,214
USPS	7,291 / 2,007	256	10	729
LETTER	13,333 / 6,667	16	26	512

### B. Implementation Summary

For each of the imagery datasets, except Tiny ImageNet, a PCA filter ensemble is trained to render the one-fold and the two-fold PCA filter-to-filter convolution descriptors, i.e., 1-FFC<sub>PCA</sub>, and 2-FFC<sub>PCA</sub> [43]. Following that, we learn DAN/K-DAN with  $\mathcal{L}$ -layer from these features. Table IV reveals the parameter setting for the 1-FFC<sub>PCA</sub> and 2-FFC<sub>PCA</sub> feature extraction and encoding stage, including PCA filter size (before 2-FFC), the number of 1- and 2-FFC PCA filters, and the grid-partition for block-wise histogram feature encoding, or optionally the overlapped spatial pyramid pooling (SPP) [46]. In addition to that, we replicate the PCANet features according to the parameters recommended in [10] for performance comparison. For small-scale UCI machine learning repositories (of which the explicit feature encoding is inapplicable), we streamline the K-DAN structure to that with the last fine-tuning layer removed, known as K-DAN<sub>Trim</sub>. This reduces the number of hyper-parameters from the initial four, i.e.,  $\lambda^{(\ell)}$ ,  $\gamma^{(\ell)}$ ,  $\lambda_{FT}^{(\ell)}$  and  $\beta_{FT}$ , to only two, i.e.,  $\lambda^{(\ell)}$  and  $\gamma^{(\ell)}$ .

Our experiments recruit no additional manipulation to pre-process the images. We report the DAN/KDAN performance in terms of rank-1 classification accuracy (%). Since the DAN/K-DAN construction is built layer by layer, we explore the layer-wise performance and the best-performing layer are remarked for comparison. However, for the end-to-end trained networks, e.g., MLP, the layer-wise performance is inaccessible.

### C. Parameter Configuration

In place of grid-searching for the best parameter setting for each individual layer  $\ell$ , the layer-wise hyper-parameters of DAN/K-DAN are coarsely fine-tuned across  $\mathcal{L}$  layers with respect to the validation sets (to be remarked in the following sections). To be specific, we simplify the trivial tuning task by fixing the layer-wise parameters to be similar for all layers, from the first to the last. For result replicability, we list the parameter configuration for each benchmarking dataset in Table V.

### D. Performance Analysis

We degeneralize DAN/K-DAN into its basic configurations for a pilot study, followed by a re-learnability test. Along with that, the DAN/K-DAN theories delivered in Section IV are validated in this section. As DAN/K-DAN are analogous algorithmically, our analysis considers only DAN.

TABLE IV  
PARAMETER CONFIGURATION FOR 2-FFC<sub>PCA</sub> FEATURES.

DATASET	PCA FILTER SET	# 1- / 2-FFC FILTERS	GRID BLK
FERET	$7 \times 7$	- / 64	$8 \times 8$
MNIST	$7 \times 7$	8 / 64	$[4, 2, 1]^+$
CIFAR10	$5 \times 5, 7 \times 7$	16 / 256	$[4, 2, 1]^+$

**Note:**  $^+$  refers to overlapping spatial pyramid pooling (SPP) [46] feature encoding.

TABLE V  
PARAMETER CONFIGURATION.

DATASET	DAN			K-DAN			
	$\lambda^{(\ell)}$	$\lambda_{FT}^{(\ell)}$	$\beta_{FT}$	$\gamma^{(\ell)}$	$\lambda^{(\ell)}$	$\lambda_{FT}^{(\ell)}$	$\beta_{FT}$
FERET	0.1	0.1	0.5	0.01	0.001	0.001	0.5
MNIST	1.0	0.00001	0.5	0.1	0.01	0.01	0.5
CIFAR10	6.0	0.1	1.0	0.001	0.01	0.00001	0.6
TINY IMAGENET	10	0.1	1.0				

UCI DATASETS	K-DAN <sub>Trim</sub>		UCI DATASETS	K-DAN <sub>Trim</sub>	
	$\lambda^{(\ell)}$	$\gamma^{(\ell)}$		$\lambda^{(\ell)}$	$\gamma^{(\ell)}$
AUS. CREDIT	0.0001	0.009	SATIMAGE	0.01	0.2
MUSHROOM	0.4	0.9	SHUTTLE	0.01	0.9
CONNECT-4	0.01	0.2	USPS	0.001	0.01
CLASS	0.1	0.3	LETTER	0.1	0.25

#### 1) Basic Configuration and Re-Learnability Analysis

The DAN construction (as portrayed in Fig. 3) is degeneralized into that with/without ReLU and the fine-tuning (FT) layer. We carefully fine-tune DAN in the first layer to scrutinize the extent to which the deep construction improves the layer-wise performance. To investigate if the re-learned features lie in the feature domain, the built-in regression classifier is replaced by the nearest neighbor (NN) classifier with the Euclidean distance metric. We index all configurations from I to V as follows:

- I. Linear DAN with no ReLU and no FT layer;
- II. Linear DAN with a FT layer;
- III. Complete DAN with ReLU and FT;
- IV. Carefully fine-tuned DAN;
- V. DAN with NN classifier, replacing the built-in regression classifier.

For the ten-layer DAN learned from the 2-FFC<sub>PCA</sub> features pre-extracted for the FERET FA images, Table VI discloses that the linear DAN (configuration I) only learns in the first two layers, capping at 94.44% evaluated on the DUP II probe set. However, appending a power-regularized RR-based FT layer to the linear DAN, or configuration II, improves the layer-wise performance from 44.44% to 95.73%, navigating from the first to the deepest layer. The primary reason leads to the drastic performance drop is that the FT layer trains the built-in regression classifier from the power-regularized (distorted) prediction outputs without the 2-FFC<sub>PCA</sub> features. For a sufficiently deep network, we discern that the stack of power-regularized prediction outputs yields an expressive feature set for the FT learning stage. On top of that, we discern that ReLU and FT are complementary to each other. The non-linear DAN with ReLU and the FT layer escalates the



TABLE VI  
PERFORMANCE ANALYSIS ON **FERET DUP II** PROBE SET, IN TERMS OF  
CLASSIFICATION ACCURACY (%).

DESCR.	FERET DUP II				
2-FFC <sub>PCA</sub> [43] (TCSVT, 2018)	83.76				
DAN <sub><i>ℓ</i></sub> / NET. CONF.	I	II	III	IV	V
DAN <sub>1</sub> + 2-FFC <sub>PCA</sub>	94.02	44.44	95.73	96.15	95.30
DAN <sub>2</sub> + 2-FFC <sub>PCA</sub>	<b>94.44</b>	62.82	96.15	<b>97.01</b>	96.15
DAN <sub>3</sub> + 2-FFC <sub>PCA</sub>	94.44	79.06	<b>97.01</b>	<b>97.01</b>	<b>97.01</b>
DAN <sub>4</sub> + 2-FFC <sub>PCA</sub>	94.44	85.90	96.58	96.15	96.58
DAN <sub>5</sub> + 2-FFC <sub>PCA</sub>	94.44	90.60	96.15	95.30	95.73
DAN <sub>10</sub> + 2-FFC <sub>PCA</sub>	94.44	<b>95.30</b>	95.30	95.30	95.73

baseline performance of the 2-FFC<sub>PCA</sub> features from 83.73% to 97.01% in the third layer (refer to configuration III).

In the meantime, we observe that the carefully fine-tuned DAN, i.e., configuration IV, accomplishes only 96.15% in the first layer. If it is deepened further while freezing the hyper-parameter settings unchanged, its classification performance is progressed to 97.01%. This discloses that DAN does refine its representation by means of re-learning at the time growing a layer deeper. For the DAN equipped with the NN classifier, or Configuration IV, the ReLU-ed predictive outputs are revealed interpretable as the re-learned features since the performance by pair-matching is unaffected, comparing to that of configuration III. This underscores that the re-learned features are applicable also to other succeeding manipulations, e.g., metric learning. However, this is beyond the coverage of this paper. On the other hand, since the 2-FFC<sub>PCA</sub> feature dimension  $d = 131,072$  (refer to the parameter configurations in Table IV), and the FT output dimension  $N_c = 1,096$ , such that  $N_c < d$ , DAN performs also feature compression.

## 2) Training Capacity Analysis

We switch from FERET to MNIST owing to the larger training capability available for the empirical analyses. We sample six training subsets with 10,000 to 60,000 images to learn for each subset a five-layer DAN with respect to the pre-extracted 1- and 2-FFC<sub>PCA</sub> features. Similar to other learning-based models, we disclose in Fig. 4(a) that the DAN performance is proportionate to the number of training samples. Our empirical results show that the training subset with 10,000 samples is sufficient to learn an outperforming DAN. The DAN trained from this subset achieves an accuracy of 99.17%, prevailing over the BP-trained very deep VGG network of 16 layers (VD-VGG-16) [56] with only 98.43%. The same phenomenon is observed for capacities up to 40,000 examples. However, the VD-VGG-16 performance is advanced to 99.59% for the counterpart learned from the entire training set. This shows that DAN gains performance advantage over the BP networks, particularly when the training capacity is limited.

## 3) Theory Analysis

For theory analysis, a summation of 1,000 random training and testing samples are drawn with replacement from the MNIST dataset to investigate the intra/inter-class variations in terms of Euclidean distance. Our empirical finding in Fig. 5 reflects the

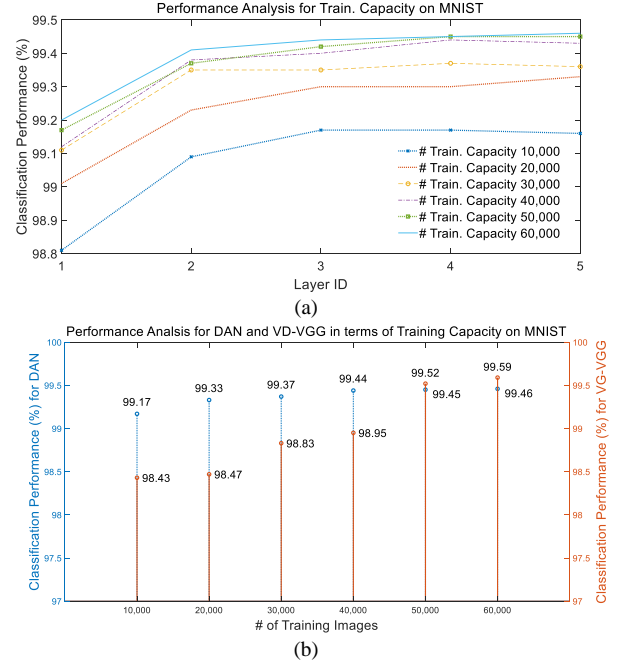


Fig. 4. Performance analysis on training capacity for DAN (a), and the BP-trained VD-VGG (b) using MNIST.

**Proposition 1** in Section IV that the inter-class distance dynamically increases whereas the intra-class distance is mildly perturbed, each time navigating a layer deeper. We therefore substantiate that the deeply stacked DAN (and K-DAN) works by deviating the inter-class samples, while preserving the intra-class distribution.

To validate the assertion made by **Proposition 1**, the physical intra/inter-class distances, i.e.,  $w^{(\ell)}$  and  $b^{(\ell)}$  measured as in (22) based on our empirical samples, are compared to the theoretical intra/inter-class distances  $w_{theo}^{(\ell)}$  and  $b_{theo}^{(\ell)}$  as in (24) and (25). Note  $w^{(1)} = w_{theo}^{(1)}$ , and  $b^{(1)} = b_{theo}^{(1)}$  for the first layer. Fig. 6 shows that our theoretical simulations approximate the physical ones.

## E. Performance Comparison and Discussion

We distinguish DAN/K-DAN from the primary S-DNN and S-DNN<sub>BP</sub> counterparts in this section. For a thorough analysis and comparison, the three-hidden-layer MLP with ReLU and batch normalization [54], abbreviated as MLP<sub>ReLU-BN</sub> hereinafter, is trained for each dataset to relieve the overfitting problem. The number of hidden nodes for each layer is to be disclosed in the following sections accordingly. Other configurations are: cross-entropy as the MLP loss function; a constant weight decay and momentum of 0.0005 and 0.9; the number of epochs is set to 80 to 100 for FERET, MNIST and CIFAR, but 50 for UCI datasets; and a learning decay of 0.1 for each 10 epochs.

### 1) FERET

Owing to the rigorous evaluation protocol (with merely a single image per subject in the FA training set), the S-DNNs reviewed in Section I disregard this dataset for face recognition analysis. We therefore only compare DAN/K-DAN to the three-hidden-layer MLP<sub>ReLU-BN</sub> (equipped with 500 nodes in each layer) and KDCN [25] in Table VII, where the best-performing layer for DAN, K-DAN and KDCN is parenthesized. Since BP networks

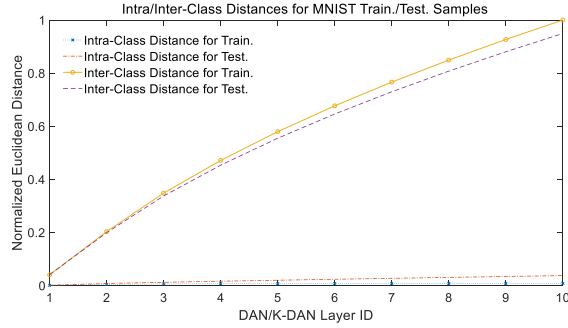


Fig. 5. Intra/inter-class distances for MNIST training and testing samples.

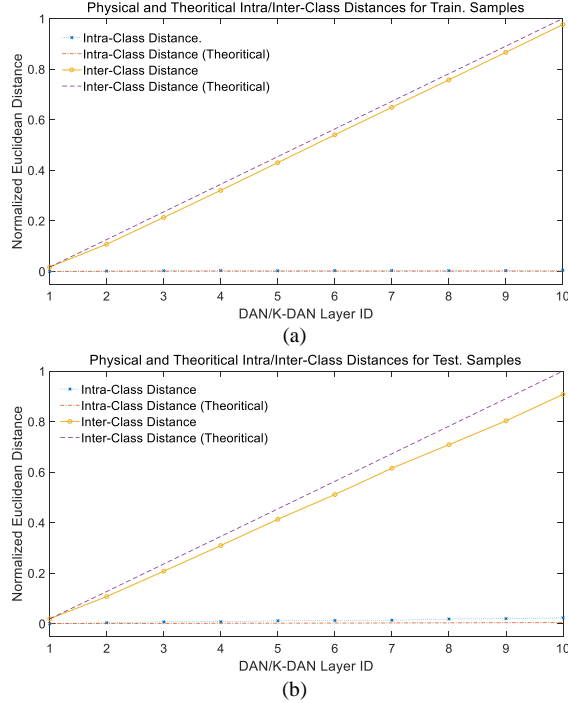


Fig. 6. Physical and theoretical intra/inter-class distances for training (a) and testing samples (b).

require a large training capacity of target specific images (refer to Fig. 4), we witness that the FA-learned  $\text{MLP}_{\text{ReLU-BN}}$  produces a very high misclassification rate across all probe sets. Despite of being better than  $\text{MLP}_{\text{ReLU-BN}}$ , the modularly learned K-DAN (from raw image pixels) is attested to be underperformed. This is due to the wide variations in the testing distribution incurred by poses, facial expressions, illumination conditions, time-span and other disturbances, opposing to the only frontal face in FA.

On the contrary, DAN/K-DAN gets rid of the variation issue by learning from the pre-extracted BSIF [42], PCANet [10], and 2-FFC<sub>PCA</sub> [43] features. We discern that, with DAN, K-DAN or KDCN, the baseline performance for PCANet and 2-FFC<sub>PCA</sub> in particular exhibits a vast improvement over the four probe sets. In a nutshell, the DAN/KDAN performance dominates KDCN for the less discriminative descriptor, i.e., BSIF as in this case. We observe that KDCN halts from learning immediately after the first layer; while DAN/K-DAN continue re-learning in each layer as it deepens. We strongly believe the DAN performance with the 2-FFC<sub>PCA</sub> features, i.e., 98.69% on average, is the best at present. On the other hand, as the PCANet and the 2-FFC<sub>PCA</sub> features reside in high feature space (each consisting of 131,072

TABLE VII  
PERFORMANCE COMPARISON FOR DAN/K-DAN, KDCN, AND MLP ON  
FERET, IN TERMS OF CLASSIFICATION ACCURACY (%).

DESCR.	FB	FC	DUP I	DUP II (VALID.)	MEAN
$\text{MLP}_{\text{ReLU-BN}}$ (500-500-500)	61.17	10.31	25.07	18.80	28.84
K-DAN (Raw Image Pixels)	83.68 <sup>(4)</sup>	80.93 <sup>(4)</sup>	65.80 <sup>(4)</sup>	63.25 <sup>(4)</sup>	73.42
BSIF [42] (ICPR, 2012)	93.47	69.07	71.75	59.40	73.42
BSIF + KDCN [25]	99.25 <sup>(1)</sup>	98.97 <sup>(1)</sup>	87.67 <sup>(1)</sup>	85.47 <sup>(1)</sup>	92.84
BSIF + DAN	99.58 <sup>(6)</sup>	<b>100</b> <sup>(2)</sup>	92.66 <sup>(7)</sup>	89.74 <sup>(7)</sup>	95.50
BSIF + K-DAN	99.58 <sup>(6)</sup>	<b>100</b> <sup>(4)</sup>	93.49 <sup>(6)</sup>	91.03 <sup>(6)</sup>	96.03
PCANet [10] (TIP, 2015)	95.56	99.48	86.29	84.62	91.49
PCANet + KDCN [25]	99.75 <sup>(2)</sup>	<b>100</b> <sup>(1)</sup>	96.82 <sup>(2)</sup>	95.30 <sup>(2)</sup>	97.97
PCANet + DAN	99.75 <sup>(2)</sup>	<b>100</b> <sup>(1)</sup>	<b>97.92</b> <sup>(2)</sup>	96.15 <sup>(2)</sup>	98.46
PCANet + K-DAN	<b>99.83</b> <sup>(3)</sup>	<b>100</b> <sup>(2)</sup>	97.78 <sup>(4)</sup>	96.15 <sup>(4)</sup>	98.44
2-FFC <sub>PCA</sub> [43] (TCSVT, 2018)	95.65	99.48	86.57	83.76	91.36
2-FFC <sub>PCA</sub> + KDCN [25]	99.75 <sup>(1)</sup>	<b>100</b> <sup>(1)</sup>	96.82 <sup>(2)</sup>	95.30 <sup>(2)</sup>	97.97
2-FFC <sub>PCA</sub> + DAN	<b>99.83</b> <sup>(2)</sup>	<b>100</b> <sup>(1)</sup>	<b>97.92</b> <sup>(3)</sup>	<b>97.01</b> <sup>(3)</sup>	<b>98.69</b>
2-FFC <sub>PCA</sub> + K-DAN	99.75 <sup>(1)</sup>	<b>100</b> <sup>(1)</sup>	97.51 <sup>(2)</sup>	<b>97.01</b> <sup>(2)</sup>	98.57

dimensions yielded based on Table IV), our results reveal that the indefinite projection by RBF for K-DAN and K-DCN offers no benefit. However, K-DAN is shown outperforming DAN for the BSIF features of 16,284 dimensions. Note that, by adopting DUP II as validation set, DAN/K-DAN are respectively trained with 5/6 layers for BSIF, 2/4 layers for PCANet and 3/2 layers for 2-FFC<sub>PCA</sub>.

## 2) MNIST

For performance analysis, we learn DAN/K-DAN with 5 layers from the training/validation sets of 50,000/10,000 examples. In addition to the S-DNN counterparts, we compare DAN/K-DAN to S-DNN<sub>BP</sub>,  $\text{MLP}_{\text{ReLU-BN}}$ , and the two remarkable CNNs, i.e., very deep VGG of 16 layers (VD-VGG) [56] and the regularized neural network (R-NN) [45]. Table VIII shows that the DAN/K-DAN learned based on the 1-2-FFC<sub>PCA</sub> features, i.e., the composition of 1-FFC<sub>PCA</sub> and 2-FFC<sub>PCA</sub> features, attain 99.46% and 99.51% of accuracies, extended from the baseline of 99.03%. This attest that both DAN/K-DAN are the best-performing ones compared with other S-DNN counterparts. It is reported that S-ELM and AE-S-ELM [29] are learned with 650 and 700 layers in depth; DF [32] learns for every layer an ensemble of random decision trees; in place of one-shot solution like DAN/K-DAN, T-DSN [27] and RBM-GI [35] are trained iteratively, despite of BP fine-tuning is not exercised; and the remaining networks are S-DNN<sub>BP</sub> instances, namely DBN [16], CDBN [17], DBM [19], SAE [19], and SDAE [19].

To date, the least generalization error for MNIST is archived to be 0.21%, equivalent to a classification accuracy of 99.79%, by R-NN [45]. Rather than a single network, R-NN learns a bag of five with aggressive data augmentation and its final accuracy is determined via voting. However, we discern that its accuracy without data augmentation shrinks to 99.43%, outperformed by

TABLE VIII

PERFORMANCE COMPARISON FOR DAN/K-DAN AND OTHER COUNTERPARTS ON **MNIST**, IN TERMS OF CLASSIFICATION ACCURACY (%).

NET. DESCR. (NON-BP)	ACC. (%)	NET. DESCR. (BP-TRAINED)	ACC. (%)
T-DSN [27] (TPAMI, 2013)	98.79	MLP <sub>ReLU-BN</sub> (2000-2000-2000)	97.96
S-ELM [29] (TC, 2015)	98.51	DBN [16] (Neural Comput. 2006)	98.75
AE-S-ELM [29] (TC, 2015)	98.89	CDBN [17] (ICML, 2009)	99.18
H-ELM [30] (TNNLS, 2016)	99.13	DBM [19] (JMLR, 2010)	98.83
DF [32] (IJCAI, 2017)	98.96	SAE [19] (JMLR, 2010)	98.60
RBM-GI [35] (TSMC, 2017)	97.58	SDAE [19] (JMLR, 2010)	98.72
1-2-FFC <sub>PCA</sub> [43] (TCSVT, 2018)	99.03	VD-VGG w/o D. Aug. [56] (ICLR, 2015)	99.59
1-2-FFC <sub>PCA</sub> + DAN	99.46 <sup>(5)</sup>	R-NN w/o D. Aug. [45] (ICML, 2013)	99.43
1-2-FFC <sub>PCA</sub> + K-DAN	99.51 <sup>(3)</sup>	R-NN w/ D. Aug. [45] (ICML, 2013)	<b>99.79</b>

that of DAN/K-DAN marginally. Our analysis in the preceding section reveals also that the single VD-VGG network achieves an impressive accuracy of 99.59%, without data augmentation applied.

### 3) CIFAR10

Our experiments learn for CIFAR10 the 6-layer DAN/K-DAN from the random training/validation sets with 40,000/10,000 examples. To the best of our knowledge, the only two non-BP S-DNNs evaluating on CIFAR10 are D-ELM [47] and DF [32]. With a minimal performance of 63.37%, Table IX summarizes that DF stands out from non-BP D-ELM and the BP networks, including the 3-layer MLP<sub>ReLU-BN</sub> (designated with 2,000 nodes for each hidden layer) and DBN [16].

Different from the datasets discussed earlier, we opt DAN for the linear SVM classifier, in place of the RR building block. By fixing the SVM penalty parameter to 0.1, we learn the DAN<sub>SVM</sub> from the PCA-compressed 1-2-FFC<sub>PCA</sub> composite features with only 4,000 dimensions. We prove that DAN<sub>SVM</sub> improves the baseline accuracy by 16%, progressing from 63.38% to 79.03%, even with the PCA-compressed features. In addition to that, we demonstrate that DAN<sub>SVM</sub> achieves 76.66%, extended from an accuracy of 65.10% for the PCA-compressed PCANet features of 4,000 dimensions derived from  $3 \times 3$  and  $5 \times 5$  filters based on [10]. On top of that, the composition of the PCA-compressed 1-2-FFC<sub>PCA</sub> and PCANet features offers an accuracy of 80.15% in the third layer (refer to the row of **A + B** in Table IX).

To bridge DAN and K-DAN to the BP-trained networks, we pre-train the 16-layer VD-VGG [56] with the softmax classifier. We extract the features learned at the last fully-connected layer for our subsequent analyses using the nearest neighbor (1-NN) classifier, DAN, and K-DAN. We attest that the DAN/K-DAN-trained based on the pre-learned VD-VGG features outperforms 1-NN and the commonly used softmax classifier. This suggests DAN/K-DAN to be practiced in transfer learning [58], such that DAN or K-DAN is analytically trained as an auxiliary classifier in place of softmax. We scrutinize this using the Tiny ImageNet dataset in the following section.

TABLE IX

PERFORMANCE COMPARISON FOR DAN/K-DAN, AND OTHER COUNTERPARTS ON **CIFAR10**, IN TERMS OF CLASSIFICATION ACCURACY (%).

NET. DESCR. (NON-BP)	ACC. (%)	NET. DESCR. (BP-TRAINED)	ACC. (%)
D-ELM [47] (Neurocomputing, 2016)	56.00	MLP <sub>ReLU-BN</sub> (2000-2000-2000)	58.95
DF [32] (IJCAI, 2017)	63.37	DBN [16] (Neural Comput. 2006)	62.20
<b>A</b> : PCANet [10] (TIP, 2015)	65.10	<b>C</b> : VD-VGG w/o D. Aug. [56] (ICLR, 2015)	87.57
<b>B</b> : 1-2-FFC <sub>PCA</sub> [43] (TCSVT, 2018)	63.38	<b>C</b> + 1-NN	87.01
<b>A</b> + DAN <sub>SVM</sub>	76.66 <sup>(5)</sup>	<b>C</b> + DAN	<b>87.78</b> <sup>(4)</sup>
<b>B</b> + DAN <sub>SVM</sub>	79.03 <sup>(4)</sup>	<b>C</b> + K-DAN	<b>87.97</b> <sup>(3)</sup>
<b>A + B</b> + DAN <sub>SVM</sub>	<b>80.15</b> <sup>(3)</sup>	FMP-Net [47] (arXiv, 2015)	<b>96.53</b>
		Large ALL-CNN [48] (ICLR, 2015)	95.59
		LSUV-Net [49] (ICLR, 2016)	94.16

The three top-ranked BP-trained DNNs for CIFAR10 are the fractional max-pooling network (FMP-Net) [47], the large for all convolutional neural network (large ALL-CNN) [48] and the layer-sequential unit-variance network (LSUV-Net) [49], each of which achieves 96.53%, 95.59%, and 94.16%, respectively. The two common grounds for these top-performing DNNs are:

- Instead of only one, multiple networks are learned greedily on different initializations and configurations. For example, FMP-Net is learned with summation of 100 networks;
- Data augmentation is of mandatory to gain training diversity for performance improvement.

Note that, both FMP-Net and LSUV-Net are renamed for self-explanatory convenience.

### 4) Tiny ImageNet

This section utilizes two very deep CNNs pre-learned using the complete ImageNet exercised by MatConvNet [52], i.e., the 19-layer VD-VGG (VD-VGG-19) [56] and the 156-layer ResNet (ResNet-156) [57]. We append these CNNs with three different classifiers, including the nearest neighbor (1-NN), the softmax classifier with a single fully-connected (FC) layer, and also the 8-layer DAN, where the softmax classifier and DAN are trained from the transferred features of VD-VGG-19 and ResNet-156.

TABLE X

PERFORMANCE COMPARISON FOR DAN/K-DAN AND OTHER CLASSIFIERS ON **TINY IMAGENET**, IN TERMS OF **TOP-1** ACCURACY (%).

NET. DESCR.	ACC. (%)
VD-VGG-19 [56] + SoftMax (training from random initialization)	59.79
Pre-trained VD-VGG-19 [56] + 1-NN	55.44
Pre-trained VD-VGG-19 [56] + FC-SoftMax	67.59
Pre-trained VD-VGG-19 [56] + DAN	69.34 <sup>(8)</sup>
Pre-trained ResNet-156 [57] + 1-NN	63.29
Pre-trained ResNet-156 [57] + FC-SoftMax	76.17
Pre-trained ResNet-156 [57] + DAN	76.84 <sup>(8)</sup>
Pre-trained VD-VGG-19 [56] + Pre-trained ResNet-156 [57] + DAN	<b>78.02</b> <sup>(5)</sup>

Interestingly, Table X summarizes that DAN prevails over 1-NN and the softmax classifier for both CNN-extracted features, in terms of top-1 classification accuracies. The concatenation of the VD-VGG-19 and the ResNet-156 features further improves the accuracies from 69.34% (for VD-VGG-19) and 76.84% (for ResNet-156) to 78.08%. In the meantime, we discern that VD-VGG-19 accomplish a relatively poor accuracy of 59.79%, if it is re-trained from random initializations on the Tiny ImageNet training set. This discloses that the non-BP DAN also re-learns from the CNN-learned features, and it is therefore a good option to the softmax classifier in the transfer learning practice.

##### 5) UCI Hand-Engineered Datasets

In place of K-DAN, we apply K-DAN<sub>Trim</sub> to untangle the UCI hand-engineered problems. Each UCI dataset is reshuffled for ten trials in our experiments, and the two hyper-parameters, i.e.,  $\lambda^{(\ell)}$  and  $\gamma^{(\ell)}$ , are empirically set as in Table V. We summarize the average classification rate over all trials in Table XI, along with performance summary for H-ELM [30], DBN [16], RBM-GI [35], and MLP<sub>ReLU-BN</sub>. The MLP structure for each dataset, either of two, or three hidden layers, is parenthesized.

Although with the fine-tuning layer withdrawn, we attest that K-DAN<sub>Trim</sub> outshines other counterparts on all datasets, except for Satimage. Moreover, our experimental results disclose that K-DAN outperforms MLP<sub>ReLU-BN</sub> on the whole. For small-scale datasets, e.g., the Glass dataset with 23 training images for each class, MLP<sub>ReLU-BN</sub> is revealed inferior achieving only 22.22%; whereas K-DAN<sub>Trim</sub> is appraised to be 77.50%. For other larger datasets, especially Connect-4 with 16,666 images per class, K-DAN<sub>Trim</sub> also exhibits its superiority over both MLP<sub>ReLU-BN</sub> and DBN. This ascertains that a simplistic analytic network like K-DAN<sub>Trim</sub> is a viable alternative to BP-based MLP and DBN.

TABLE XI  
PERFORMANCE COMPARISON FOR K-DAN<sub>Trim</sub> AND OTHER COUNTERPARTS, IN TERMS OF CLASSIFICATION ACCURACY (%), FOR UCI DATASETS.

UCI DATASETS	NET. DESCR.				
	H-ELM [30]	DBN [16]	RBM-GI [35]	MLP <sub>ReLU-BN</sub>	K-DAN <sub>Trim</sub>
AUS. CREDIT	86.96	-	-	75.22 (80-80-80)	<b>87.22</b> <sup>(5)</sup>
MUSHROOM	<b>100</b>	<b>100</b>	<b>100</b>	61.94 (80-80-80)	<b>100</b> <sup>(5)</sup>
CONNECT-4	-	83.85	76.06	86.27 (200-200-200)	<b>91.01</b> <sup>(4)</sup>
CLASS	76.39	-	-	22.22 (50-50)	<b>77.50</b> <sup>(3)</sup>
SATIMAGE	<b>90.90</b>	85.30	84.75	89.40 (500-500-500)	89.94 <sup>(4)</sup>
SHUTTLE	-	96.03	91.55	99.24 (200-200-200)	<b>99.93</b> <sup>(6)</sup>
USPS	96.76	94.67	91.38	97.91 (500-500-500)	<b>98.10</b> <sup>(4)</sup>
LETTER	95.82	62.05	74.45	96.68 (200-200-200)	<b>97.45</b> <sup>(4)</sup>

##### F. Comparison to Other BP-Trained Networks

We compare DAN/KDAN to the most influential BP-optimized CNNs from three perspectives: the most primitive performance (with only a single network trained for pattern classification and recruiting no data augmentation), the computational complexity (the number of trainable parameters), the CPU training time (in hour), and also the CPU inference time (in second). Following

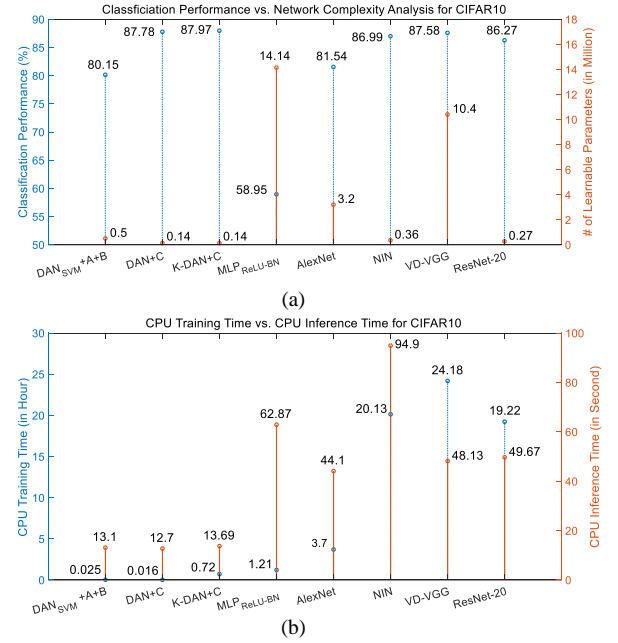


Fig. 7. Classification Performance versus network complexity (a); and CPU training time versus CPU inference time (b) for DAN/K-DAN and BP-learned DNNs on CIFAR10.

MatConvNet [52], we re-train AlexNet [54], network-in-network (NIN) [55], and residual network of depth 20 (ResNet-20) [57] on CIFAR10, aside from the aforementioned MLP<sub>ReLU-BN</sub> and VD-VGG of 16 layers [56]. Our implementation runs on an Intel Core i7-6850K @3.60GHz CPU and a Nvidia GeForce GTX 750 GPU.

For a fair comparison, we first learn all BP networks by GPU for parameter tuning, and each is further re-trained with the pre-learned parameters by CPU for training and inference time. We observe from Fig. 7 that:

- Although MLP<sub>ReLU-BN</sub> learns a massive parameter set by BP (approximately 14.14M), its performance is limited to only 58.95% - the lowest among all comparing networks.
- We unveil that VD-VGG with nine convolution layers, and two fully-connected layers offers the greatest performance. However, it requires a whole day to learn 10.4M parameters with CPU.
- In comparison with that of VD-VGG, each NIN and ResNet-20 learns a significantly reduced parameter set, specifically, only 0.36M for NIN and 0.27 for ResNet-20, while securing a considerable accuracy of 87%. Despite of that, NIN and ResNet-20 expend 19 hours at least in training due to the reason that these networks are generally more complicated. Therefore, GPU is indispensable to expedite the trivial fine-tuning task.
- Assuming that the PCA-compressed composite feature sets, i.e., PCANet (A), and 2-FFCPCA (B) and the VD-VGG (C) features are obtainable for feature re-learning. DAN/KDAN consume only less than 90 seconds to train 0.5M and 0.14M parameters, respectively.
- Aside from network complexity and CPU training time, it is worth mentioning that DAN/K-DAN necessitate negligibly low inference time.

Opposing to the BP networks, we reaffirm that learning the RR-driven DAN/K-DAN requires only minimum efforts. If

DAN/K-DAN is fine-tuned for each layer individually, we believe its performance especially in CIFAR10 will be improved.

## VI. CONCLUSION

Stacking-based deep neural network (S-DNN) refers to a non-backpropagation deep neural network assembled by means of aggregating non-linear self-learnable building blocks, one after another, for a deep, feedforward construction. We outline a modularly-trained S-DNN upon ridge regression (RR), dubbed deep analytic networks (DAN) and its kernelized subsidiary (K-DAN) for pattern classification. We underline that:

- i. Training DAN/K-DAN is of non-iterative and non-BP, but only minimal efforts since the one-shot analytic solution is learnable by only CPU, disregarding of training capacity.
- ii. Opposing to other S-DNNs and the backpropagation (BP)-trained networks learned only from the raw image pixels, DAN/K-DAN are demonstrated trainable on top of the pre-extracted baseline features (including the pre-trained CNN features and the deliberately compressed features), and the structured features, i.e., non-signal or non-sequential data.
- iii. DAN/K-DAN operate more than a classifier, but triggering also feature re-learning and feature compression.
- iv. We formulate a set of mathematical theories and proofs to reason the generalizability of DAN/K-DAN.
- v. Both DAN/K-DAN are revealed to be the most promising among other existing S-DNNs for a wide range of pattern classification tasks, e.g., faces, handwritten digits, natural objects, and the structured features.
- vi. In the meantime, DAN/K-DAN stands out from other BP-optimized networks, in terms of network complexity, CPU training time and CPU inference time.

For future exploration, it would be interesting if DAN/K-DAN also permits weight transferability like what BP-based DNNs do.

## REFERENCES

- [1] Y. LeCun, Y. Bengio, and G. Hinton, "Deep learning," *Nature*, vol. 521, no. 7553, pp. 436-444, May 2015.
- [2] Y. Taigman, M. Yang, M. Ranzato and L. Wolf, "Deepface: Closing the gap to human-level performance in face verification," in *Proc. CVPR*, pp. 1701-1708, 2014.
- [3] Y. Sun, L. Ding, X. Wang, and X. Tang, "Deepid3: Face recognition with very deep neural networks." [Online]. Available: arXiv:1502.00873, 2015.
- [4] F. Schroff, D. Kalenichenko, and J. Philbin, "Facenet: A unified embedding for face recognition and clustering," in *Proc. CVPR*, 2015.
- [5] S. Hochreiter, and J. Schmidhuber, "Long short-term memory," *Neural Comput.*, vol. 9, no. 8, pp. 1735-1780, Nov. 1997.
- [6] H. Sak, A. Senior, and F. Beaufays, "Long short-term memory based recurrent neural network architectures." [Online]. Available: arXiv:1402.1128, 2014.
- [7] D. H. Wolpert, "Stacked generalization," *Neural Networks*, vol. 5, no. 2, pp. 241-259, 1992.
- [8] L. Breiman, "Stacked regressions," *Machine Learning*, vol. 24, pp. 49-64, 1996.
- [9] M. Turk and A. Pentland, "Eigenfaces for Recognition," *J. Cognitive Neuroscience*, vol. 3, no. 1, pp. 71-86, 1991.
- [10] T. H. Chan, K. Jia, S. Gao, J. Lu, Z. Zeng, and Y. Ma, "PCANet: a simple deep learning baseline for image classification?" *IEEE Trans. Image Process.*, vol. 24, no. 12, pp. 5017-5032, Dec. 2015.
- [11] J. Wu, S. Qiu, R. Zeng, Y. Kong, L. Senhadji, H. Shu, "Multilinear principal component analysis network for tensor object classification" *IEEE Access Special Section: Advanced Signal Process. Methods in Med. Imag.*, vol. 5, pp. 3322-3331, 2017.
- [12] J. Huang and C. Yuan, "Weighted-PCANet for face recognition," in *Proc. Int. Conf. Neural Inf. Process.*, pp. 246-254, Nov. 2015.
- [13] W. L. Hao and Z. Zhao, "Incremental PCANet: A lifelong learning framework to achieve the plasticity of both feature and classifier constructions," in *Proc. Int. Conf. Brain Inspired Cognit. Syst.*, pp. 298-309, Nov. 2016.
- [14] D. L. Swets, and J. J. Weng, "Using Discriminant Eigenfeatures for Image Retrieval," *IEEE Trans. Pattern Analysis and Machine Intelligence*, vol. 18, no. 8, pp. 831-836, Aug. 1996.
- [15] Z. Lei, D. Yi, and S. Z. Li, "Learning stacked image descriptor for face recognition," *IEEE Trans. Circuits Syst. Video Technol.*, vol. 26, no. 9, pp. 1685-1696, Sept. 2016.
- [16] G. E. Hinton, S. Osindero, and Y. W. Teh, "A fast learning algorithm for deep belief nets," *Neural Computation*, vol. 18, no. 7, pp. 1527-1554, 2006.
- [17] H. Lee, R. Grosse, R. Ranganath, and A. Ng, "Convolutional deep belief networks for scalable unsupervised learning of hierarchical representation," in *Proc. ICML*, pp. 609-616, 2009.
- [18] R. Salakhutdinov, and H. Larochelle, "Efficient learning of deep Boltzmann machines," *J. Mach. Learn. Res.*, vol. 9, pp. 693-700, 2010.
- [19] P. Vincent, H. Larochelle, I. Lajoie, Y. Bengio, and P. A. Manzagol, "Stacked denoising autoencoders: Learning useful representations in a deep network with a local denoising criterion," *J. Mach. Learn. Res.*, vol. 11, pp. 3371-3408, 2010.
- [20] A. E. Hoerl, and R. W. Kennard, "Ridge regression: Biased estimation for nonorthogonal problems," *Technometrics*, vol. 12, no. 3, pp. 55-67, 1970.
- [21] M. A. Aizerman, E. A. Braverman, and Rozonoer, L. I., "Theoretical foundations of the potential function method in pattern recognition learning," *Automation and Remote Control*, vol. 25, pp. 821-837, 1964.
- [22] B. Antoine, E. Seyda, W. Jason, and B. Léon, "Fast kernel classifiers with online and active learning," *JMLR*, vol. 6, pp. 1579-1619, Sept. 2005.
- [23] V. Vapnik, "Support-vector networks," *Machine Learning*, vol. 20, no. 3, pp. 273-297, 1995.
- [24] L. Deng, D. Yu, and J. Platt, "Scalable stacking and learning for building deep architectures," in *Proc. ICASSP*, pp. 2133-2136, 2012.
- [25] L. Deng, G. Tur, X. He, and D. Hakkani-Tur, "Use of kernel deep convex networks and end-to-end learning for spoken language understanding," in *Proc. IEEE Workshop on Spoken Language Technologies*, 2012.
- [26] P. -S. Huang, L. Deng, M. Hasegawa-Johnson, and X. He, "Random features for kernel deep convex network," in *Proc. ICASSP*, pp. 3143-3147, 2013.
- [27] B. Hutchinson, L. Deng, and D. Yu, "Tensor deep stacking networks," *IEEE Trans. Pattern Anal. Mach. Intell.*, vol. 35, no. 8, pp. 1944-1957, Aug. 2013.
- [28] G. B. Huang, H. Zhou, X. Ding, and R. Zhang, "Extreme learning machine for regression and multiclass classification," *IEEE Trans. on Sys. Man, Cybern. B., Cybern.*, vol. 42, no. 2, pp. 513-529, Apr. 2012.
- [29] H. Zhou, G. B. Huang, Z. Lin, H. Wang, and Y. C. Soh, "Stacked extreme learning machines," *IEEE Trans. on Cybern.*, vol. 45, no. 9, pp. 2013-2025, Sept. 2015.
- [30] J. Tang, C. Deng, G. B. Huang, "Extreme learning machine for multilayer perceptron," *IEEE Trans. Neural Netw. Learn. Syst.*, vol. 27, no. 4, pp. 809-821, Apr. 2016.
- [31] L. Breiman, "Random forests," *Machine Learning*, vol. 45 no. 1, 5-32, 2001.
- [32] Z. H. Zhou, J. Feng, "Deep forest: towards an alternative to deep neural networks," in *Proc. IJCAI*, pp. 3553-3559, 2017.
- [33] C. Hettinger, T. Christensen, B. Ehlert, J. Humpherys, T. Jarvis, and S. Wade, "Forward thinking: building and training neural networks one layer at a time," June 2017. [Online]. Available: arXiv:1706.02480
- [34] L. V. Utkin, and M. A. Ryabinin, "A Siamese deep forest," Apr. 2017. [Online]. [Available]: arXiv:1704.08715.
- [35] X. Z. Wang, T. Zhang, and R. Wang, "Noniterative deep learning: Incorporating restricted Boltzmann machine into multilayer random weight neural networks," *IEEE Trans. Syst., Man, Cybern., Syst.*, vol. PP, no. 99, pp. 1-10, May 2017.
- [36] P.J. Phillips, H. Moon, S.A. Rizvi, and P.J. Rauss, "The FERET evaluation methodology for face-recognition algorithms," *IEEE Trans. Pattern Anal. Mach. Intell.*, vol. 22, no. 10, pp. 1090-1101, Oct. 2000.
- [37] Y. Lecun, L. Bottou, Y. Bengio, and P. Haffner, "Gradient-based learning applied to document recognition," *Proceedings of the IEEE*, 86(11), pp. 2278-2324, 1998.



- [38] A. Krizhevsky, "Learning multiple layers of features from tiny images," Technical Report, 2009.
- [39] F. F. Li, "Tiny ImageNet Visual Recognition Challenge," Sandford Artificial Intelligence Lab, Stanford University, California, USA, 2015. Available: <https://tiny-imagenet.herokuapp.com/>.
- [40] O. Russakovsky, J. Deng, H. Su, J. Krause, S. Satheesh, S. Ma, Z. Huang, A. Karpathy, A. Khosla, M. Bernstein, A. C. Berg and F. F. Li, "ImageNet Large Scale Visual Recognition Challenge," *International Journal of Computer Vision*, 115(3), pp. 211-252, Dec. 2015.
- [41] M. Lichman, "UCI machine learning repositories," University of California, Irvine, California, USA, 2013. [Online]. Available: <http://archive.ics.uci.edu/ml>
- [42] Kannala, J. and Rahtu, E., "BSIF: Binarized statistical image features," in *Proc. ICPR*, pp. 1363-1366, 2012.
- [43] C. Y. Low, A. B. J. Teoh, and C. J. Ng, "Multi-fold Gabor, PCA and ICA filter convolution descriptor for face recognition," *IEEE Trans. Circuits Syst. Video Technol. (Early Access)*, 2018. [Online] Available: 10.1109/TCSVT.2017.2761829.
- [44] C. Y. Low, and A. B. J. Teoh, "Stacking-based deep neural network: deep analytic network on convolutional spectral histogram features", presented at ICIP 2017. [Online]. Available: arXiv:1703.01396
- [45] L. Wan, M. Zeiler, S. Zhang, Y. LeCun, and R. Fergus, "Regularization of neural network using DropConnect," in *Proc. ICML*, 2013.
- [46] K. He, X. Zhang, S. Ren, and J. Sun, "Spatial pyramid pooling in deep convolutional networks for visual recognition," in *Proc. ECCV*, 2014.
- [47] M. D. Tissera, and M. D. McDonnell, "Deep extreme learning machines: supervised autoencoding architecture for classification," *Neurocomputing*, 174A, pp. 42-49, Jan. 2016.
- [48] B. Graham, "Fractional max-pooling," May 2015. [Online]. Available: arXiv:1412.6071v4.
- [49] J. T. Springenberg, A. Dosovitskiy, T. Brox, and M. Riedmiller, "Striving for simplicity: the all convolutional net," in *Proc. ICLR Workshop*, Apr. 2015. [Online]. Available: arXiv:1412.6806v3.
- [50] D. Mishkin, and J. Matas, "All you need is a good init," in *Proc. ICLR*, Feb. 2016. [Online]. Available: arXiv:1511.06422v7.
- [51] X. Glorot, A. Bordes, and Y. Bengio, "Deep sparse rectifier neural networks," in *Proc. Machine Learning Research*, vol. 15, pp. 315-323, 2011.
- [52] A. Vedaldi, and K. Lenc, "MatConvNet: convolutional neural networks for MATLAB," in *Proc. ACM MM*, pp. 689-692, Oct. 2015.
- [53] C. M. Bishop, "Neural networks for pattern recognition," 3rd Ed., New York, USA: Oxford University Press, 1995. [Online] Available: <https://dl.acm.org/citation.cfm?id=525960>.
- [54] A. Krizhevsky, I. Sutskever, and G. Hinton, "ImageNet classification with deep convolutional neural networks," in *Proc. NIPS*, vol. 1, pp. 1097-1105, Dec. 2012.
- [55] M. Lin, Q. Chen, and S. Yan, "Network in network," in *Proc. ICLR*, 2014.
- [56] K. Simonyan, and A. Zisserman, "Very deep convolutional networks for large-scale image recognition," in *Proc. ICLR*, 2015.
- [57] K. He, X. Zhang, S. Ren, and J. Sun, "Deep residual learning for image recognition," arXiv:1512.03385, 2015.
- [58] J. Yosinski, J. Clune, Y. Bengio, "How transferable are features in deep neural networks," in *Proc. NIPS*, vol. 2, pp. 3320-3328, Dec. 2014.
- [59] F. Chollet, "Chapter 9 - The limitations of deep learning", in *Deep Learning with Python*, Manning Publications, Nov. 2017. [Online] Available: <https://blog.keras.io/the-limitations-of-deep-learning.html>.



**Cheng Yaw Low** received the Ph.D. degree in electrical and electronic engineering from Yonsei University, South Korea in 2018. He is now a lecturer with the Faculty of Information Science and Technology, Multimedia University, Malaysia. His research interests include machine learning and pattern recognition.



**Jaewoo Park** received the B.S. degree in Mathematics from The University of Sydney in 2013 and the M.S. degree in Mathematics from Yonsei University in 2017. He is currently a Ph.D. candidate in School of Electrical and Electronic Engineering, Yonsei University, South Korea. His research interests lie on unsupervised learning, the specifics of

which include disentangled representation, continuous learning, and generative model.



**Andrew Beng Jin Teoh (SM'12)** received the Ph.D. degree in electrical, electronic and system engineering from National University of Malaysia in 2003. He is a Professor with the School of Electrical and Electronic Engineering, Yonsei University, South Korea. He has published over 300 international refereed journals, conference articles, and several book chapters in the areas of biometrics and machine learning. He served and is serving as a guest editor of IEEE Signal Processing Magazine, associate editor of IEEE Transaction on Information Forensic and Security and IEEE Biometrics Compendium.