

# CAN: Composite Appearance Network and a Novel Evaluation Metric for Person Tracking

Neeti Narayan, Nishant Sankaran, Srirangaraj Setlur, *Senior Member IEEE*, and Venu Govindaraju, *Life Fellow, IEEE*

**Abstract**—Tracking multiple people across multiple cameras is an open problem. It is typically divided into two tasks: (i) single-camera tracking (SCT) - identify trajectories in the same scene, and (ii) inter-camera tracking (ICT) - identify trajectories across cameras for real surveillance scenes. Many of the existing methods cater to single camera person tracking, while inter-camera tracking still remains a challenge. In this paper, we propose a tracking method which uses motion cues and a feature aggregation network for template-based person re-identification by incorporating metadata such as person bounding box and camera information. We present an architecture called Composite Appearance Network (CAN) to address the above problem. The key structure of this architecture is a network called *EvalNet* that pays attention to each feature vector independently and learns to weight them based on gradients it receives for the overall template for optimal re-identification performance. We demonstrate the efficiency of our approach with experiments on the challenging and large-scale multi-camera tracking dataset, DukeMTMC, and by comparing results to their baseline approach. We also survey existing tracking measures and present an online error metric called “Inference Error” (IE) that provides a better estimate of tracking/re-identification error, by treating within-camera and inter-camera errors uniformly.

**Index Terms**—Person re-identification, Person tracking, Feature aggregation, Error metric

## 1 INTRODUCTION

PERSON tracking is one of the fundamental problems in the field of computer vision. Determining multi-camera person trajectories enable applications such as video surveillance, sports, security, behavior analysis and anomaly detection. With the increase in the amount of video data and the number of deployed cameras in recent years, it becomes essential to have an automated and reliable tracking system. Maintaining the correct trajectory of a person across cameras is difficult because of several tracking obstacles such as occlusion, illumination change, background clutter, and long periods of gap due to non-overlapping cameras often placed far apart to reduce costs. Most of the existing tracking methods focus on target tracking, some using a low-level handcrafted feature [11], [14]. Although they achieve good tracking performance, they are still inefficient in solving the above mentioned obstacles and are limited to scenarios where targets are known a-priori. Some model people entry and exit points on the ground or image plane explicitly [4], [9]. Few others [2], [39] exploit data fusion methods from partially overlapping views or completely overlapping views as a pre-processing step.

There are two approaches to person tracking as illustrated in Figure 1. Consider two non-overlapping cameras (Camera 1 and Camera 2). In the offline approach, single-camera and inter-camera tracking are handled separately. Given person bounding box extracted from a person detector (a), tracklets are determined using a feature extractor or a simple motion model (b). These are in turn integrated into single-camera trajectories (c) and finally, output the multi-camera trajectories by data association (d). In the online approach, people are detected in each frame sequentially (a) whereby detection outputs are connected across video frames by data association (b). Trajectories are formed by associating

detections in continuous time in multi-camera environment (c) and (d). The proposed feature aggregation step is applicable to both offline and online systems. It is easier to merge a trajectory and new detection when tracking within a single camera, as the variation in illumination is not large. However, it is tricky to merge in an inter-camera situation as false associations tend to be higher. During real-time tracking, we will have a set of trajectories (observed gallery) and a number of new detections (probe).

We discuss the IE evaluation criterion to measure the performance of online person tracking. Person re-identification can be regarded as a recognition problem. Given a probe image of an individual, we search in the gallery for images corresponding to the same individual in a multi-camera mode. In a real-time target agnostic tracking system, the gallery or the reference database is dynamically evolving, as new tracks (or individuals) are added (following “no association” outcomes) or existing tracks are updated (following “association” outcomes). In order to maintain a dynamic reference set either from growing exponentially or by avoiding incorrect merge of two trajectories, we need to minimize the number of misassociations across all timesteps.

Person re-identification for the purpose of estimating the similarity of person images which deals with data comprised of only image pairs, one for the probe and one for the gallery, is relatively straightforward with the use of metric learning methods [16], [38] and feature representation learning [15], [19]. However, in unconstrained tracking (illustrated in Figure 2) datasets like DukeMTMC, person tracklet contains multiple images and therefore requires a way to fuse features/attributes to a single feature vector representative of the tracklet. We design an attention model where the network looks at each individual feature vector of a trajectory in the gallery and predicts how important it is to be a part of the final representative feature vector. In view of attaining an optimal feature generation, CAN can be easily incorporated on top of feature learning stage in any tracking system or re-

• All authors are with the Department of Computer Science and Engineering, University at Buffalo, NY, 14260.  
E-mail: neetinar@buffalo.edu

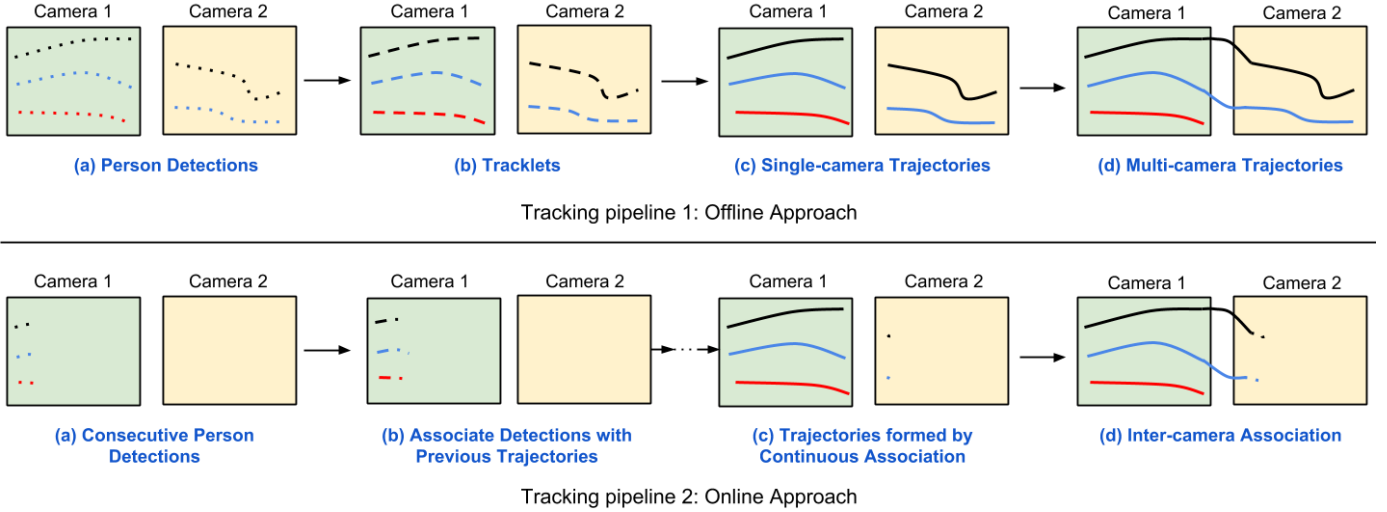


Fig. 1: Offline vs Online Person Tracking

identification in video setting to improve performance.

In short, we address the following problems:

- Feature quality of person bounding box attributed to the contribution of identifying an individual is different or inconsistent at different time instances, therefore a straightforward feature aggregation is insufficient to result in optimal feature fusion.
- Finding the optimization function that best exploits the variances amongst the appearance features (extracted from a CNN or any other embedding system) using additional metadata. This would result in optimal aggregation weights for pooling.

The other main contributions of this paper include:

- We propose CAN (Composite Appearance Network), a metadata-based attentive model, to learn the representation of person detection sequences by taking into account the interdependence among them.
- We experiment the CAN model on a large-scale multi-camera multi-person tracking dataset and obtain improvements over previous approaches.
- Study the performance measures of a tracking system and demonstrate how they are different when evaluating/characterizing online and real-time tracking performance. We formally introduce the “Inference Error” metric and emphasize on de-duplication.

## 2 RELATED WORK

Visual tracking using Convolutional Neural Networks (CNN) has gained popularity, attributed to CNNs performance in representing visual data [23], [32]. Existing visual tracking systems focus on finding the location of the target object. In [23], a tracking-by-detection approach based on a CNN trained in a multi-domain learning framework is proposed. The attention is on improving the ability to distinguish the target and the background. To deal with issues resulting from the requirement for large amount of labeled tracking sequences, and inefficient search algorithms,

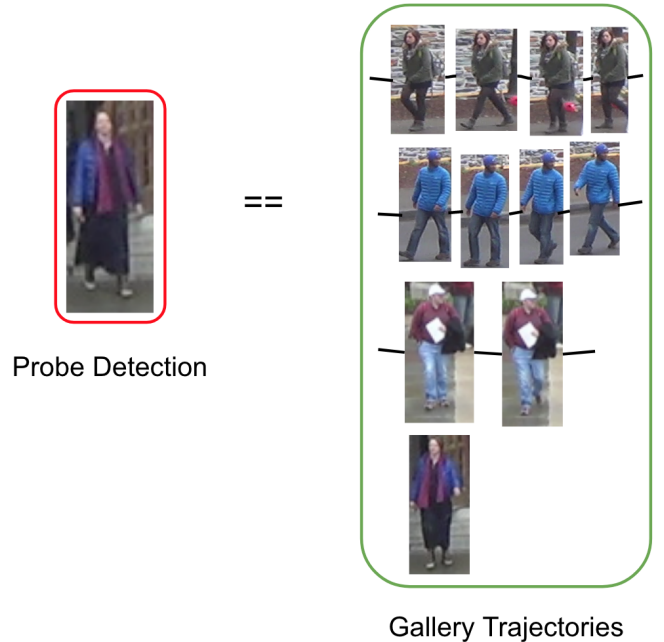


Fig. 2: Example of unconstrained tracking. Find matching trajectory for probe image.

such as sliding window or candidate sampling, a new tracker based on reinforcement learning is proposed in [36]. An action-decision network (ADNet) is designed to generate actions to find the location and the size of the target object in a new frame. The framework solves the insufficient data problem. However, results reported are based on metrics like center location error and bounding box overlap ratio. Tracking accuracy is not reported.

Multi-person pose estimation in videos has been studied in [13]. They jointly perform pose estimation and tracking, but is limited to single camera videos. The problem of person re-identification is not addressed, rather they aim to solve the association of each person across the video as long as the person does

not disappear. Unlike [13], we handle identities of individuals reappearing in a camera view and also, observations occurring simultaneously in different cameras, without the need to learn information specific to every individual a-priori. Recently, several re-identification methods have paid attention to re-ranking. The k-reciprocal nearest neighbor [27] method weighs all neighbors equally when calculating the distance between probe and gallery, leading to a simple but not discriminative neighbor set. Two images are called k-reciprocal nearest neighbors when either is taken as a probe and the other is ranked top-k.

For non-overlapping multi-camera case, data association across cameras, and at the same time, across frames within a camera becomes very important. As discussed in the previous section, there are two approaches to handle this problem - one, handle intra-camera associations first and then inter-camera associations; two, globally consider all input detections. Several methods [5], [7] regard input detections as a graph and weight edges between nodes (detections) based on similarity. [17] describe the tracking problem by modeling it as a global graph and adopt Generalized Maximum Multi Clique optimization problem as their core algorithm to handle both across frame and across camera data correlation together. For feature extraction, they adopt LOMO [16] appearance features and hankel matrix based IHTLS [8] algorithm for motion feature. However, the system doesn't handle merging of tracklets very well and has high false negatives. Most of the methods are dependent on the feature extractor/ representation technique. Hence, a superior feature representation algorithm is required.

In [30], an online method for tracking is proposed by using multiple cues such as appearance, motion, and interaction. Long Short-Term Memory (LSTM) networks are used to learn motion and interactions of humans. However, this solution is for single or within-camera person tracking and there is no proof of how well the system scales for multi-camera environment. In [24], authors address the multi-person multi-camera tracking problem by reformulating it as a pure re-identification task. Such a formulation has the advantage of using state-of-the-art re-identification techniques for tracking. The objective is to minimize misassociations at every timestep. For this reason, the authors propose a new evaluation metric called the "Inference Error" (IE). The method, however, does not encode long-term spatial and temporal dependencies which are critical for correcting data association errors or recovering from occluded state. We discuss in detail the advantages of using IE and how it adapts to both online and offline tracking systems. An online tracking method, which is an extension of [24], is presented in [25]. LSTM-based space-time tracker is developed using history of location and visual features to learn from past association errors and make a better association in the future. But, the model is not trained end-to-end and the LSTM module needs to be trained on every new dataset to learn the space-time continuum of the camera network.

In [1], local features such as Fisher vectors are compared with deep features for aggregation. Traditional hand-crafted features have different distributions of pairwise similarities, which requires careful evaluation of aggregation methods. Several alternatives for aggregating deep convolutional features into compact global descriptors are investigated and a new descriptor (SPoC) based on simple sum-pooling aggregation is suggested. Attempts have been made in video activity recognition using recurrent neural networks to understand features over spatial and temporal domain. Some include feedback connections within a network to allow recall

of events over time [37], temporal pooling networks to average spatial features over time [26]. Very recently, feature pooling has been explored to assess the quality of facial images in a set and sometimes it relies on having to carefully define "weighting functions" to produce intelligent weights. Neural Aggregation Networks (NAN) [35] fuse face features with a set of content adaptive weights using a cascaded attention mechanism to produce a compact representation. In video-based person re-identification works, researchers explore temporal information related to person motion captured from video. In [33], features are extracted by combining color, optical flow information, recurrent layers and temporal pooling in a Siamese network architecture. [34] exploit a recurrent feature aggregation framework (LSTM based) called RFA-Net to learn global feature representation from a sequence of tracked human regions/patches. Quality Aware Network (QAN) [18] learns the concept of quality for each sample in a set using a quality generation unit and feature generation part for set-to-set recognition, which learns the metric between two image sets. However, most of these methods learn each trajectory's representation separately and invariably rely on the individual features of person detection sequences, without considering the influence of the trajectory being associated with. Also, many use Recurrent Neural Network (RNN) to handle sequential data (input and output). It is possible to avoid them by borrowing their attention mechanism/differentiable memory handling into a simple feature aggregation framework. Hence, in order to draw different attention when associating different pairs of trajectories, we propose to use orthogonal attributes such as metadata, that are learnt using different target objectives.

The framework proposed in this paper is inspired from [31]. The authors propose set based feature aggregation network (FAN) for the face verification problem. By generating representative template features using metadata, their system could outperform traditional pooling approaches. Instead of building a siamese network, we focus on learning the pooled feature for gallery template (trajectory) while coupling the probe metadata beside gallery metadata. This way, we derive each trajectory's representation by considering the impact or influence of the probe detection in the context of data association.

### 3 OUR APPROACH

In this section we provide details of our feature aggregation network to learn representative ID-features, and describe the different parts of our tracking framework.

#### 3.1 Overview

Multi-target multi-camera tracking (MTMCT) system tracks people through video taken in multi-camera environment. The input to the system is a set of videos  $V = \{v_1, v_2, \dots, v_k\}$ , where  $k$  is the number of cameras. The ground truth is a set of trajectories  $T = \{t_1, t_2, \dots, t_n\}$  across  $k$  cameras. We do not take the end-to-end training approach to solve MTMCT. Training a network that is responsible for both detection and tracking, with a single loss is difficult and one could fail to learn weights in the early layers of such a deep model. Also, back-propagating the loss to find optimal parameters that predict true trajectories is a combinatorial problem and hence, an expensive solution. Here, we take the tracking solution a step further by proposing a simple feature aggregation approach that can well distinguish identical pair of features from non-identical ones to maintain a margin between within-identity

and between-identity distances. CAN framework can be built upon any modern deep CNN model for frame feature embedding. It becomes more powerful for video-based person re-identification or multi-camera person tracking by adaptively learning weights and aggregating all detections in the trajectory into a compact feature representation.

### 3.2 CAN Architecture

The Composite Appearance Network (CAN) is shown in Figure 3. The main component of CAN is EvalNet which evaluates the quality of every feature vector (FV) as being a part of the template (tracklet) by looking at appearance attribute and metadata simultaneously, and outputs a weight accordingly denoting the “importance” of that FV.

The terms “gallery” and “probe” in the tracking scenario apply to tracklets identified dynamically as time progresses and a new detection to be associated with an existing tracklet respectively. The gallery FV (feature vector) list is one of the inputs to the network. It is comprised of a list of appearance attributes corresponding to a trajectory in the gallery. Gallery metadata list is the other input to the network. Metadata for person detections include bounding box information ( $BB_x, BB_y, BB_w, BB_h$ ) as well as other external details such as camera number ( $cam_{id}$ ). The probe metadata is concatenated with gallery metadata, which in-turn constitutes the gallery metadata list. Each vector in the list is of length 10. In this way, the probe’s influence is also taken into account for learning weights for aggregation. Probe FV is the probe detection’s appearance attribute. Consider  $n$  detections in a trajectory and corresponding appearance attributes of length 1024. Then, the gallery FV list is of shape  $(n \times 1024)$ , probe FV has shape  $(1 \times 1024)$  and metadata is  $(n \times 10)$ .

EvalNet is a Fully Connected Network (FCN) with 4 fully connected layers, batch normalization and ReLU as the activation function. This FCN block produces weights  $w_k$  such that  $\sum_{k=1}^n w_k = 1$ , where  $k$  is the  $k^{th}$  feature vector and  $n$  is the number of detections belonging to a tracklet. These weight predictions are then applied on the corresponding appearance features to obtain the aggregated appearance feature for every tracklet. The similarity between probe and aggregated FV is obtained using the cosine similarity. The cosine similarity loss layer and softmax loss layer are optimized against the match label and class label respectively. During real-time tracking i.e. data association in particular, we don’t use entire CAN and instead, use only EvalNet to obtain aggregated FV given appearance attributes and metadata information for every tracklet.

## 4 TRACKING FRAMEWORK

### 4.1 Appearance Cues

Given the input person detections in frame-level  $\mathbf{d} = d^1, d^2, \dots, d^T$  in a single camera or across multiple cameras over a time period  $T$ , we extract the appearance feature maps set  $\mathbf{A} = A^1, A^2, \dots, A^T$  using DenseNet [12]. Dense Convolutional Neural Network (DenseNet) connects each layer to every other layer in a feed-forward fashion. The  $k^{th}$  layer receives the feature maps of all preceding layers,  $x_0, x_1, \dots, x_{k-1}$ , as input. Thus, the feature map in the  $k^{th}$  layer is given by:

$$x_k = H_k([x_0, x_1, \dots, x_{k-1}]) \quad (1)$$

where  $[x_0, x_1, \dots, x_{k-1}]$  is the concatenation of feature maps of previous layers. Concatenating feature maps in different layers

results in lot of variation in the input of subsequent layers and improves efficiency. The other advantages of using DenseNet include eliminating vanishing-gradient problem, strengthening feature propagation, and reduction in the number of parameters.

DenseNet is trained on 25% of the training set (called trainval) of DukeMTMC dataset. Features of length 1024 are extracted from the last dense layer. The DenseNet used has 4 blocks with a depth of 121, compression/reduction of 0.5 and growth rate of 32. We run for 15 epochs with a learning rate starting at 0.1 and we train using stochastic gradient descent with batch size 96 and momentum 0.9. As the number of remaining epochs halves, we drop learning rate by a factor of 10 and drop by a factor of 2 at epoch 14.

### 4.2 CAN Training

Let  $g_t$  and  $M_t$  be the  $t^{th}$  gallery feature vector and corresponding metadata vector in a trajectory. If  $F$  denotes the final composite or aggregated appearance FV, it can be defined as:

$$F = \sum_{t=1}^n H_{\theta}([g_t, M_t]) g_t \quad (2)$$

where  $H_{\theta}$  is the EvalNet function on gallery FV and metadata, parameterized by  $\theta$ , predicting a weight that evaluates the relative importance of the feature vector using accompanying metadata.  $n$  is the number of feature vectors/ detections in the trajectory. We use orthogonal information such as probe metadata and gallery metadata to yield additional context that can help discriminate appearance features of an identity.

If  $P$  is the probe FV, then the mean-squared loss function is defined as:

$$L_{mse}^{(i,j)} = \left( \frac{P_i \cdot F_j}{\|P_i\|^2 \|F_j\|^2} - Y(P_i, F_j) \right)^2 \quad (3)$$

and the categorical cross-entropy loss function is defined as:

$$L_{cce}^{(j)} = - \sum_{k=1}^K y_k^{(j)} \log \hat{y}_k^{(j)} \quad (4)$$

where  $Y(F_g, P) \in \{0, 1\}$  is the ground-truth match label,  $K$  is the number of classes (unique identities),  $y_k$  is the ground-truth class label of the one-hot encoded vector  $y$  and  $\hat{y}$  is the normalized probability assigned to the correct class. Given gallery-probe vectors, the objective of CAN is to find the optimal parameters  $\theta$  that minimize the following cost function:

$$J(\theta) = \frac{1}{m_p} \frac{1}{m_g} \sum_{i=1}^{m_p} \sum_{j=1}^{m_g} L_{mse}^{(i,j)} + L_{cce}^{(j)} \quad (5)$$

where  $m_p$  is the number of examples in probe set and  $m_g$  is the number of examples in gallery set.

**Batch processing:** Since each trajectory may be comprised of a variable number of person detections, we would require CAN to be trained on a single gallery trajectory in every iteration as making batches of trajectories would be difficult. However, we work around this problem by coupling an additional input - trajectory index  $t_i$ , that corresponds to the unique identity in the batch that each person (features and metadata) would be mapped to. This allows us to gather multiple sets of trajectories as a batch, enabling CAN to converge faster. The aggregated trajectory representation is computed using only the corresponding features as indexed by  $t_i$ .

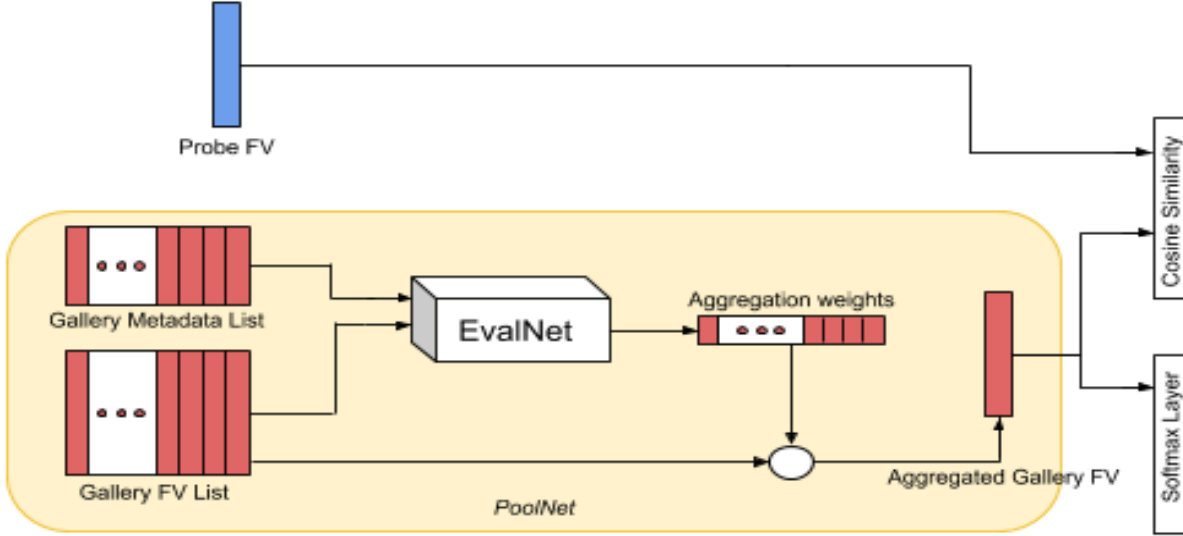


Fig. 3: Composite Appearance Network architecture

### 4.3 Tracking

#### 4.3.1 Single-camera Motion and Appearance Correlation

We also include the motion property of each individual in our framework for within-camera tracking. This would help address one key challenge - handling noisy detections - because velocities of an individual can be non-linear due to occlusion or detections being noisy. Always building an exact 3D coordinate system for projection in overlapping or non-overlapping scenes is a hard problem. Here, we propose to use a simple method to aggregate detections into single camera trajectories and further merge these trajectories using multi-camera CAN framework.

Single-camera trajectories are computed online by merging detections of adjacent frames in a sliding temporal window with an intersection of 50%. Let  $i$  denote a previous detection and  $j$  denote a current detection at timestep  $t$ . If two bounding boxes,  $B_i$  and  $B_j$ , detected in neighboring windows are likely to belong to one target, the factors that effect this likelihood include: (i) appearance similarity and (ii) location closeness and is defined as  $score_{ij}^t$ , computed as:

$$score_{ij}^t = T - Dis(A_i, A_j) - f(B_i, B_j) \quad (6)$$

where  $Dis(A_i, A_j)$  is considered as the appearance similarity between two detections - given by cosine distance formulation  $Dis(A_i, A_j) = 1 - \frac{A_i \cdot A_j}{\|A_i\|^2 \|A_j\|^2}$  and  $f(B_i, B_j)$  is defined as:

$$f(B_i, B_j) = \begin{cases} 0, & \text{if } IoU(B_i, B_j) \geq 0.5. \\ \infty, & \text{otherwise.} \end{cases} \quad (7)$$

The output of this step will include a set of single-camera trajectories  $T_s = \{s_{k1}, s_{k2}, \dots, s_{kn}\}$  from all  $k$  cameras. The number of trajectories  $n$  is not a constant and varies from one camera to another.

#### 4.3.2 Multi-camera

Once we have associated detections to tracklets or trajectories, we use CAN as the next step for tracking. Tracking in multi-camera environment is challenging owing to variation in lighting

conditions, change in human posture, presence of occlusion or blind-spots. To handle all the above challenges in a principled way, we use CAN to weaken the noisy features corresponding to a trajectory and narrow down variances for an identity, thus making the trajectory representation more discriminative.

The input during testing is the set of trajectories  $T_s$  and the output of this step is an association matrix, whose scores are determined using CAN. For every pair of trajectories, appearance feature maps and metadata sequences of one are considered as gallery FV and gallery metadata respectively; while the other forms the probe FV. Probe metadata is appended to each occurrence of gallery metadata. Using EvalNet, we obtain the aggregated gallery FV that corresponds to gallery trajectory's representation. The association score between aggregated FV and probe FV is determined using cosine similarity. In this manner, we perform pairwise trajectory feature similarity comparisons. Final associations are based on a simple greedy algorithm [24] which is equivalent to selecting the largest association score sequentially.

## 5 EXPERIMENTS AND RESULTS

### 5.1 Performance Measures

In this section, we survey the many existing tracking measures and discuss their use cases. There are two criteria crucial to a multi-camera multi-person tracking system: (i) single-camera (within-camera) tracking module and (ii) inter-camera (handover) tracking module. Few metrics evaluate the two separately, some handle both simultaneously. Also, based on the application, measures can be classified into (i) event-based: count how often a tracker makes mistakes and determine where and why mistakes occur, and (ii) identity-based: evaluate how well computed identities conform to true identities.

#### 5.1.1 Multi Object Tracking Accuracy (MOTA)

Existing event-based measures count the number of errors between ground-truth and tracker output over time. Examples include ID switches, and merging two different identities into one [3], [22].

MOTA (Multiple Object Tracking Accuracy) is typically used to evaluate single camera, multiple person tracking performance. It is defined as:

$$MOTA = 1 - \frac{FN + FP + Fragmentation}{T} \quad (8)$$

where FN is the number of false negatives i.e. true targets missed by the tracker, FP is the number of false positives i.e. an association when there is none in the ground truth, Fragmentation is the ID switches, and T is the number of detections. However, MOTA under-reports across-camera errors.

### 5.1.2 Identity-based Metrics

We evaluate our framework on DukeMTMC using measures proposed in [28]: Identification F-measure ( $IDF_1$ ), Identification Precision ( $IDP$ ) and Identification Recall ( $IDR$ ). Typically, single-camera multi-target tracking performance is measured by Multiple Object Tracking Accuracy (MOTA). However, MOTA penalized detection errors and has limitations when extended to multi-camera scenario [5]. MOTA measure results in tracker caring more about single-camera trajectories rather than inter-camera matching and can be negative due to false positives.

Ristani et al. [28] propose to measure performance by how long a tracker correctly identifies targets, as some users may be more interested in how well they can determine who is where at all times. Few critical aspects such as where or why mismatches occur are disregarded. They use three measures ( $IDF_1$ ,  $IDP$  and  $IDR$ ) which can be applied to both within-camera and inter-camera tracking. **Identification Precision**  $IDP$  is the fraction of computed detections that are correctly identified. **Identification Recall**  $IDR$  is the fraction of ground truth detections that are correctly identified. **Identification F-Score**  $IDF_1$  is the ratio of correctly identified detections over the average number of ground-truth and computed detections.

### 5.1.3 Multi-camera Object Tracking Accuracy (MCTA)

Another existing multi-camera evaluation metric is multi-camera object tracking accuracy (MCTA) [5]. Here, both SCT (single camera tracking) and ICT (inter-camera tracking) are considered equally important in the final performance measurement. So, all aspects of system performance are condensed into one measure and defined as:

$$MCTA = F_1 * \left(1 - \frac{M^s}{T^s}\right) \left(1 - \frac{M^i}{T^i}\right) \quad (9)$$

where the first term  $F_1$ -score measures the detection power (harmonic mean of precision and recall). The second term penalizes within-camera mismatches ( $M^s = \text{ID-switches}$ ) and normalized using true positive detections ( $T^s$ ). The final term penalizes inter-camera mismatches ( $M^i$ ) normalized by true inter-camera detections ( $T^i$ ).

MCTA factors single-camera mismatches, inter-camera mismatches, false-positives and false negatives through a product instead of adding them. In addition, error in each term is multiplied by the product of other two terms which might drastically change the performance measure.

### 5.1.4 Inference Error

Traditional biometric measures [20] such as FMR (False Match Rate), FNMR (False Non-match Rate) assume that the occurrence of an error is a static event which cannot impact future

associations. However, in a tracking by re-identification system, the reference gallery is dynamically evolving, as new tracks are created (following “no association” outcomes) or existing tracks are updated (following “association” outcomes).

For this reason, we propose the “Inference Error” measure for tracking by continuous re-identification evaluation and is defined as:

$$E = \frac{1}{T} \sum_{t=1}^T \frac{fail_t}{Det_{curr}} \quad (10)$$

where  $fail_t$  is the number of misassociations at time  $t$  and  $Det_{curr}$  is the number of current detections. The inference error is a real-time evaluation paradigm which measures how often a target is incorrectly associated. We normalize it by the number of detections. It handles multiple simultaneous observations in any given time and also handles identities reappearing in the same camera or in different cameras. In [6], similar metrics such as false dynamic match (FDM) and false dynamic non-match (FDNM) are proposed for biometric re-identification systems. We do not claim that one measure is better than the other, but only suggest that different error metrics are suited for different applications.

We handle both within-camera and handover issues in one measure. Inference error has the additional advantage of evaluating performance of single-camera tracking and inter-camera tracking separately. The main intuition behind counting the number of misassociations at every timestep is to reduce creating duplicate trajectories for an identity. Consider one true identity  $ID1$  as illustrated in Figure 4. Let time be represented in the horizontal direction. In case (i), a tracker mistakenly identifies two trajectories ( $Traj1$  and  $Traj2$ ) for the same person. While in case (ii), three trajectories ( $Traj1$ ,  $Traj2$  and  $Traj3$ ) are mistakenly identified for the same person. If  $Traj1$  covers 80% of  $ID1$ ’s path, identification measure would charge 20% of the length of  $ID1$  to each of the two cases. However, inference error would assign a higher penalty to case (ii) owing to multiple fragmentations. Given a real-time large-scale tracking scenario with multiple simultaneous observations across multiple cameras, system designers and security professionals will want a tracker that maintains the identity of a person and effectively updates the reference gallery without growing exponentially. So, identifying where and when trajectories are broken is essential for de-duplication. De-duplication is analogous to tracking framework, with the advantage of describing duplication errors (i.e., instances of incorrect “non-match” matching outcomes resulting in duplicate data, that would otherwise maintain the same identity) better.

## 5.2 Datasets

- **DukeMTMC:** It is a large multi-camera tracking dataset recorded outdoors on the Duke University campus with 8 synchronized cameras [28]. It consists of more than 2,000 identities, with over 2 million frames of 1080p, 60fps video, approximately 85 minutes of video for each camera. We report results across all 8 cameras to demonstrate the efficiency of our approach for the multi-person multi-camera tracking problem. We use the ground-truth available for the training set (called trainval) of DukeMTMC for evaluation. Only 25% of this set is used for CNN and CAN training and the remaining 75% is used for testing.






Fig. 4: Duplication effect

### 5.3 Experiments on DukeMTMC

#### 5.3.1 Comparison with Baseline

The reference (baseline) approach [28] for DukeMTMC is based on correlation clustering using a binary integer program (BIPCC). The task of target tracking across multiple non-overlapping cameras is formulated as a graph partitioning problem. Correlations are computed from both appearance descriptors and simple temporal reasoning. Their tracking system is an extension of a previous single camera tracking method [29]. We split DukeMTMC trainval set into our own train/test scenarios for comparative experiments. The first 25% of trainval is our training-set (we call this the ‘net-train’) and the remaining 75% of the data is used for testing (we call this the ‘net-test’).

#### 5.3.2 Single-camera Multi-person Tracking (SCT) Results

We evaluate within-camera or single-camera multi-person tracking (SCT) using CAN on DukeMTMC dataset. Our system aggregates detection responses into short tracklets using motion and appearance correlation as described in Section 4.3.1. These tracklets are further aggregated into single camera trajectories using CAN.

In Table 1 and Table 2, SCT performances are reported on each one of the cameras. We compare quantitative performance of our method with the baseline. For a fair comparison, the input to our method are the person detections obtained from MOTchallenge DukeMTMC. The average performance ( $IDF1$ ) over 8 cameras is 96.58 using our approach and 89.18 using BIPCC. An improvement of over 8% is achieved in  $IDF1$ , approximately 6% in  $IDP$  and 10% in  $IDR$  metrics. Thus, the results demonstrate that the proposed CAN approach improves within-camera tracking performance.

#### 5.3.3 Inter-camera Multi-person Tracking (ICT) Results

We evaluate the performance of our model for inter-camera multi-person tracking (ICT) on DukeMTMC. We use the approach described in Section 4.3.1 for SCT and CAN for ICT. This demonstrates the ability of CAN to scale to SCT as well as ICT. We compare our results with BIPCC using Inference Error metric and Identification scores. We show that the proposed simple feature aggregation step using CAN is applicable to any tracking system irrespective of the evaluation metric. It has to be noted that the path taken by people is unconstrained and also that the appearance is diverse.

ICT performances across different set of cameras are reported on the ‘net-test’ set. Tracking performance across all 8 cameras is presented in Table 3. An improvement of over 20% is achieved in  $IDF1$ , 25% in  $IDP$  and 17% in  $IDR$  metrics. Thus, the results demonstrate that the proposed CAN approach improves multi-camera tracking performance.

## 6 CONCLUSION

In person tracking, instead of using one random feature vector, we can make use of a set of feature vectors available for a trajectory.

Most of the previous methods determine the aggregation weights by only considering the features. Using additional orthogonal information such as metadata corresponding to each feature vector would lead to discovering better aggregation weights. We propose CAN, a simple and novel metadata-based aggregation framework with jointly attentive spatio-temporal pooling for tracking. This unifies the two tasks of person re-identification - one, learning the representations of the inputs, and two, learning the similarity measurement. CAN measures the relative quality of every feature map (spatial) in a trajectory for aggregation based on the location and camera information (temporal). Moreover, CAN model can be incorporated into any existing re-identification feature representation framework to obtain an optimal template feature for within-camera tracking or inter-camera tracking or both.

In addition, we study the error measures of a tracking system. We define a new measure for real-time multi-person multi-camera tracking and re-identification systems that emphasize on tracker mismatches at every timestep. In a traditional re-identification system, an error is considered as a static event which does not impact future matches. It aims at matching person images often on a fixed gallery and cite performance using CMC [21] and ROC [10] curves. However, with a dynamically growing reference set (gallery) - as a result of new identities or incorrect association at any timestep - it is important to investigate the mismatches to avoid exponential increase in the size of the reference set. The inference error metric overcomes the disadvantages of existing metrics and provides a better estimate of tracking and re-identification error. We hope this survey will benefit researches working on video surveillance and tracking problems.

## ACKNOWLEDGMENTS

This material is based upon work supported by the National Science Foundation under Grant IIP #1266183.

## REFERENCES

- [1] A. Babenko and V. Lempitsky. Aggregating local deep features for image retrieval. In *Proceedings of the IEEE international conference on computer vision*, pages 1269–1277, 2015.
- [2] J. Berclaz, F. Fleuret, E. Turetken, and P. Fua. Multiple object tracking using k-shortest paths optimization. *IEEE transactions on pattern analysis and machine intelligence*, 33(9):1806–1819, 2011.
- [3] K. Bernardin and R. Stiefelhagen. Evaluating multiple object tracking performance: the clear mot metrics. *Journal on Image and Video Processing*, 2008:1, 2008.
- [4] Y. Cai and G. Medioni. Exploring context information for inter-camera multiple target tracking. In *Applications of Computer Vision (WACV), 2014 IEEE Winter Conference on*, pages 761–768. IEEE, 2014.
- [5] W. Chen, L. Cao, X. Chen, and K. Huang. An equalized global graph model-based approach for multicamera object tracking. *IEEE Transactions on Circuits and Systems for Video Technology*, 27(11):2367–2381, 2017.
- [6] B. DeCann and A. Ross. Modelling errors in a biometric re-identification system. *IET Biometrics*, 4(4):209–219, 2015.
- [7] A. Dehghan, S. Modiri Assari, and M. Shah. Gmmcp tracker: Globally optimal generalized maximum multi clique problem for multiple object tracking. In *Proceedings of the IEEE Conference on Computer Vision and Pattern Recognition*, pages 4091–4099, 2015.

Method	Cam 1			Cam 2			Cam 3			Cam 4		
	IDP	IDR	IDF <sub>1</sub>	IDP	IDR	IDF <sub>1</sub>	IDP	IDR	IDF <sub>1</sub>	IDP	IDR	IDF <sub>1</sub>
BIPCC [28]	92.8	95.8	94.2	93.2	84.8	88.8	94.1	91.0	92.5	88.2	93.4	90.7
Ours	94.5	98.3	<b>96.4</b>	94.5	97.9	<b>96.2</b>	98.7	97.6	<b>98.1</b>	98.9	99.6	<b>99.2</b>

TABLE 1: SCT ID score comparison on DukeMTMC

Method	Cam 5			Cam 6			Cam 7			Cam 8		
	IDP	IDR	IDF <sub>1</sub>	IDP	IDR	IDF <sub>1</sub>	IDP	IDR	IDF <sub>1</sub>	IDP	IDR	IDF <sub>1</sub>
BIPCC [28]	96.0	81.5	88.1	80.1	72.0	75.9	94.8	91.6	93.2	94.9	85.7	90.1
Ours	95.6	92.2	<b>93.8</b>	96.5	90.1	<b>93.2</b>	99.3	97.1	<b>97.6</b>	99.2	96.0	<b>98.2</b>

TABLE 2: SCT ID score comparison on DukeMTMC

Method	Identification Score			Our Measure
	IDP	IDR	IDF <sub>1</sub>	
BIPCC [28]	76.7	50.0	60.5	1.3
Ours	96.6	58.5	<b>72.9</b>	<b>0.6</b>

TABLE 3: ICT (across all 8 cameras) performance on DukeMTMC

- [8] C. Dicle, O. I. Camps, and M. Szaier. The way they move: Tracking multiple targets with similar appearance. In *Proceedings of the IEEE international conference on computer vision*, pages 2304–2311, 2013.
- [9] A. Gilbert and R. Bowden. Tracking objects across cameras by incrementally learning inter-camera colour calibration and patterns of activity. *Computer Vision–ECCV 2006*, pages 125–136, 2006.
- [10] O. Hamdoun, F. Moutarde, B. Stanculescu, and B. Steux. Person re-identification in multi-camera system by signature based on interest point descriptors collected on short video sequences. In *2nd ACM/IEEE International Conference on Distributed Smart Cameras (ICDSC-08)*, 2008.
- [11] J. F. Henriques, R. Caseiro, P. Martins, and J. Batista. High-speed tracking with kernelized correlation filters. *IEEE Transactions on Pattern Analysis and Machine Intelligence*, 37(3):583–596, 2015.
- [12] G. Huang, Z. Liu, L. Van Der Maaten, and K. Q. Weinberger. Densely connected convolutional networks.
- [13] U. Iqbal, A. Milan, and J. Gall. Pose-track: Joint multi-person pose estimation and tracking. *arXiv preprint arXiv:1611.07727*, 2016.
- [14] Z. Kalal, K. Mikolajczyk, and J. Matas. Tracking-learning-detection. *IEEE transactions on pattern analysis and machine intelligence*, 34(7):1409–1422, 2012.
- [15] I. Kviatkovsky, A. Adam, and E. Rivlin. Color invariants for person reidentification. *IEEE Transactions on Pattern Analysis and Machine Intelligence*, 35(7):1622–1634, 2013.
- [16] S. Liao, Y. Hu, X. Zhu, and S. Z. Li. Person re-identification by local maximal occurrence representation and metric learning. In *Proceedings of the IEEE conference on computer vision and pattern recognition*, pages 2197–2206, 2015.
- [17] W. Liu, O. Camps, and M. Szaier. Multi-camera multi-object tracking. *arXiv preprint arXiv:1709.07065*, 2017.
- [18] Y. Liu, J. Yan, and W. Ouyang. Quality aware network for set to set recognition.
- [19] B. Ma, Y. Su, and F. Jurie. Local descriptors encoded by fisher vectors for person re-identification. In *European Conference on Computer Vision*, pages 413–422. Springer, 2012.
- [20] A. J. Mansfield and J. L. Wayman. Best practices in testing and reporting performance of biometric devices. 2002.
- [21] N. Martinel and C. Micheloni. Re-identify people in wide area camera network. In *Computer Vision and Pattern Recognition Workshops (CVPRW)*, 2012 *IEEE Computer Society Conference on*, pages 31–36. IEEE, 2012.
- [22] A. Milan, K. Schindler, and S. Roth. Challenges of ground truth evaluation of multi-target tracking. In *Proceedings of the IEEE Conference on Computer Vision and Pattern Recognition Workshops*, pages 735–742, 2013.
- [23] H. Nam and B. Han. Learning multi-domain convolutional neural networks for visual tracking. In *Proceedings of the IEEE Conference on Computer Vision and Pattern Recognition*, pages 4293–4302, 2016.
- [24] N. Narayan, N. Sankaran, D. Arpit, K. Dantu, S. Setlur, and V. Govindaraju. Person re-identification for improved multi-person multi-camera

tracking by continuous entity association. In *Computer Vision and Pattern Recognition Workshops (CVPRW)*, 2017 *IEEE Conference on*, pages 566–572. IEEE, 2017.

- [25] N. Narayan, N. Sankaran, S. Setlur, and V. Govindaraju. Re-identification for online person tracking by modeling space-time continuum. In *Proceedings of the IEEE Conference on Computer Vision and Pattern Recognition Workshops*, pages 1438–1447, 2018.
- [26] L. Pigou, A. Van Den Oord, S. Dieleman, M. Van Herreweghe, and J. Dambre. Beyond temporal pooling: Recurrence and temporal convolutions for gesture recognition in video. *International Journal of Computer Vision*, 126(2-4):430–439, 2018.
- [27] D. Qin, S. Gammeter, L. Bossard, T. Quack, and L. Van Gool. Hello neighbor: Accurate object retrieval with k-reciprocal nearest neighbors. In *Computer Vision and Pattern Recognition (CVPR)*, 2011 *IEEE Conference on*, pages 777–784. IEEE, 2011.
- [28] E. Ristani, F. Solera, R. Zou, R. Cucchiara, and C. Tomasi. Performance measures and a data set for multi-target, multi-camera tracking. In *European Conference on Computer Vision*, pages 17–35. Springer, 2016.
- [29] E. Ristani and C. Tomasi. Tracking multiple people online and in real time. In *Asian Conference on Computer Vision*, pages 444–459. Springer, 2014.
- [30] A. Sadeghian, A. Alahi, and S. Savarese. Tracking the untrackable: Learning to track multiple cues with long-term dependencies.
- [31] N. Sankaran, S. Setlur, S. Tulyakov, and V. Govindaraju. Metadata-based feature aggregation network for face recognition. In *Proceedings of International Conference on Biometrics (ICB)*, 2017.
- [32] N. Wang, S. Li, A. Gupta, and D.-Y. Yeung. Transferring rich feature hierarchies for robust visual tracking. *arXiv preprint arXiv:1501.04587*, 2015.
- [33] S. Xu, Y. Cheng, K. Gu, Y. Yang, S. Chang, and P. Zhou. Jointly attentive spatial-temporal pooling networks for video-based person re-identification. *arXiv preprint arXiv:1708.02286*, 2017.
- [34] Y. Yan, B. Ni, Z. Song, C. Ma, Y. Yan, and X. Yang. Person re-identification via recurrent feature aggregation. In *European Conference on Computer Vision*, pages 701–716. Springer, 2016.
- [35] J. Yang and P. Ren. Neural aggregation network for video face recognition.
- [36] S. Y. J. C. Y. Yoo, K. Yun, and J. Y. Choi. Action-decision networks for visual tracking with deep reinforcement learning.
- [37] J. Yue-Hei Ng, M. Hausknecht, S. Vijayanarasimhan, O. Vinyals, R. Monga, and G. Toderici. Beyond short snippets: Deep networks for video classification. In *Proceedings of the IEEE conference on computer vision and pattern recognition*, pages 4694–4702, 2015.
- [38] L. Zhang, T. Xiang, and S. Gong. Learning a discriminative null space for person re-identification. In *Proceedings of the IEEE conference on computer vision and pattern recognition*, pages 1239–1248, 2016.
- [39] S. Zhang, Y. Zhu, and A. Roy-Chowdhury. Tracking multiple interacting targets in a camera network. *Computer Vision and Image Understanding*, 134:64–73, 2015.





**Neeti Narayan** received the B.E. degree from JSS Science and Technology University, Mysore, India in 2013. She is currently pursuing the Ph.D. degree at the University at Buffalo, The State University of New York. Her research interests include deep learning, image/ video analysis with applications in face recognition and person tracking.

**Nishant Sankaran** received the B.E. degree from Calicut University, Kerala, India in 2010. He has worked as a software engineer at Huawei Technologies for 3 years and as a computer vision engineer at Nervve technologies for a year. He is currently pursuing the Ph.D. degree at the University at Buffalo, The State University of New York. His research interests include deep learning, fusion of single and multi modal systems with applications in face recognition and biometrics.

**Srirangaraj Setlur (M01, SM07)** is a Principal Research Scientist at the Center for Unified Biometrics and Sensors, at the University at Buffalo, The State University of New York. He has over 50 publications and has co-authored the first edited book on OCR of Indic Scripts. He has held leadership positions in several academic conferences including BTAS and ISBA. He has served as PI or Co-I on research grants totalling over 35 million dollars from Federal, State and Industry sources. He is a Senior Member of the IEEE and a member of the IEEE Biometrics Council.

**Venu Govindaraju (F06)** is currently a SUNY Distinguished Professor of Computer Science and Engineering and the Founding Director of the Center for Unified Biometrics and Sensors at the University at Buffalo, The State University of New York. He holds four patents, has received several major professional society awards and co-authored about 425 scientific papers. He has served as General Chair of many conferences including BTAS and ISBA. He has been a PI or Co-I on research funding of over 65 million dollars. He is a Fellow of the Association of Computing Machinery, the American Association for the Advancement of Science, the International Association of Pattern Recognition, and the International Society of Optics and Photonics. He is a Life Fellow of the IEEE and has served as President of the IEEE Biometrics Council.