

On the dispersion of waves for the linear thermoelastic relaxed micromorphic model

Aarti Khurana¹ and Suman Bala² and Hassam Khan³
and Sushil K. Tomar⁴ and Patrizio Neff⁵

March 20, 2022

Abstract

We present the complete set of constitutive relations and field equations for the linear thermoelastic relaxed micromorphic continuum and investigate its variants for wave propagation. It is found that the additional thermal effects give rise to new waves and generate couplings with longitudinal waves which are not existing in the relaxed micromorphic continuum without thermal effects. However, transverse waves go un-affected by the thermal properties. The dispersion curves have been computed numerically for a particular model and compared with those presented by Madeo et al. [22].

Keywords: micromorphic, dispersion, thermal, wave, acoustic, optic, band-gap, metamaterials, linear heat equation.

¹Aarti Khurana, Department of Mathematics, Panjab University, Chandigarh - 160014, India; email: aarti@pu.ac.in(AK)

²Suman Bala, Department of Mathematics, Panjab University, Chandigarh - 160014, India; email: sumanl_75@pu.ac.in(SB)

³Hassam Khan, Lehrstuhl für Nichtlineare Analysis und Modellierung, Fakultät für Mathematik, Universität Duisburg-Essen, Thea-Leymann Str. 9, 45127 Essen, Germany, email: hassam.khan@stud.uni-due.de

⁴corresponding author: Sushil K. Tomar, Department of Mathematics, Panjab University, Chandigarh - 160014, India; email: sktomar@pu.ac.in(SKT)

⁵Patrizio Neff, Head of Lehrstuhl für Nichtlineare Analysis und Modellierung, Fakultät für Mathematik, Universität Duisburg-Essen, Thea-Leymann Str. 9, 45127 Essen, Germany, email: patrizio.neff@uni-due.de

Contents

1	Introduction	2
2	Conservation laws	4
3	Constitutive relations	5
4	Field equations	7
4.1	Nonlinear heat conduction	7
4.2	Linearized heat conduction	7
4.3	Isotropic case	8
4.3.1	The case for positive Cosserat couple modulus $\mu_c > 0$	8
4.3.2	The case for zero Cosserat couple modulus $\mu_c = 0$	8
5	A special case: no thermal effects	9
6	Plane wave propagation	10
7	Dispersion relations under particular cases	12
8	Numerical results and discussion	12
9	Conclusions	19

1 Introduction

The classical micromorphic continuum theory developed by Eringen [7] and Mindlin [24] is perhaps the most generalized micro-continuum theory within the context of microstructural theories. In this theory, the deformation of the micromorphic continuum consists of macro-deformation and micro-deformation parts. The macro-deformation part is concerned with the deformation of the micromorphic solid in the sense of deformation of a classical continuum, while the micro-deformation part is the deformation lying beyond the scope of a classical deformation. This micro-deformation (or micro-distortion) yields additional degrees of freedom, which includes micro-strains, micro-stretches and micro-shear. Thus, each particle may have independent degrees of freedom describing micro-distortion, in addition to the macro-deformation degrees of freedom.

The origin of microstructural theories (micromorphic theories) goes back to the brothers Cosserat and Cosserat [4]. In the Cosserat theory, each particle of the continua is taken to possess independent orientations along with macroscopic translation. The orientations describe the three degrees of freedom which are fully provided by three deformable directors associated with the center of mass of each infinitesimal particle of the continuum. Many theories have originated from the Cosserat theory, see e.g. [14, 13, 30, 28, 29, 24, 18, 26, 19], Eringen and his co-worker [10, 7], Iesan [16, 17] and Gales [11] among others.

The development of the relaxed micromorphic model is a recent endeavor in view of a drastically simplified model of micromorphic type developed by Eringen. The classical micromorphic theory accounts for translational degrees of freedom at the macro level and micro-distortion degrees of freedom at the micro level. The force stress and the couple stress acting at the surface element of a classical micromorphic material is in general non-symmetric. However, the asymmetry of these tensors does not necessarily arise due to the microstructure of the body but comes into play due to some extra assumptions on the constitutive level. Neff et al. [25] developed their model by modifying these assumptions on the constitutive relations so that the force stress tensor may remain symmetric and the number of constitutive coefficients are reduced drastically, but the kinematic degrees of freedom stay the same. In addition, the curvature

contribution, which is classically based on the full gradient ∇P of the microdistortion P is "relaxed" to a dependence on only the Curl P of the microdistortion P . This specification completely changes the modeling capabilities of the formulation. Indeed, arbitrary small samples in a classical micromorphic model respond with an infinite stiffness against inhomogeneous deformation as does a general gradient elasticity approach, while the relaxed micromorphic model just turns into a particular stiffer classical linear elastic response. This new model is now called the 'relaxed micromorphic continuum model' in the literature. Papers by Neff et al. [25, 20, 6, 5, 27] and Ghiba et al. [12], contain the prominent foundation and explanations of the relaxed micromorphic continuum theory. They pointed out that in the new relaxed micromorphic model, the free energy is not uniformly point-wise positive-definite, but the new energy is positive semi-definite only. If the Curl P contribution is neglected (zero characteristic length scale $L_c = 0$) then the new model bears some resemblance to an early model of Hlaváček [15]. The extension to a transparent anisotropic formulation for the relaxed micromorphic is discussed in [2]. Madeo et al. [22] have investigated the propagation of waves in an unbounded relaxed micromorphic continuum with 6 elastic parameters and explored the frequency range (band-gap) in which waves cannot be transmitted. These band-gaps appear due to the presence of a coefficient occurring in the constitutive relations (the Cosserat couple modulus $\mu_c \geq 0$). This coefficient is also found to be responsible for the non-symmetry of the force stress tensor, see [9] for a related model. Later Madeo et al. [23] studied transmission and reflection of waves in band-gap mechanical metamaterials via the relaxed micromorphic model. Recently, Barbagallo et al. [3] investigated the transient wave propagation of the relaxed micromorphic model in anisotropic band-gap metastructures. They showed that the relaxed micromorphic model gives a correct description of the pulse propagation in the frequency band-gap and at frequencies intersecting the optical branches, unlike Cauchy theory which only describes the overall behavior of metastructures at low frequencies. In addition, Aivaliotis et al. [1] considered the low-and high-frequency Stoneley waves, reflection and transmission at a Cauchy/relaxed micromorphic interface.

In the relaxed micromorphic body, the kinematic variables are the classical displacement vector $\mathbf{u} : \Omega \subset \mathbb{R}^3 \rightarrow \mathbb{R}^3$ and the micro-distortion tensor $P : \Omega \subset \mathbb{R}^3 \rightarrow \mathbb{R}^{3 \times 3}$. The strain measures are taken to be

$$e = \nabla \mathbf{u} - P, \quad \text{sym } P, \quad \alpha = -\text{Curl } P, \quad (1.1)$$

and the strain energy is given by

$$\begin{aligned} W = & \frac{1}{2} \mathbb{C}_{klmn}^e (\text{sym } e)_{kl} (\text{sym } e)_{mn} + \frac{1}{2} \mathbb{C}_{klmn}^c (\text{skew } e)_{kl} (\text{skew } e)_{mn} \\ & + \frac{1}{2} \mathbb{C}_{klmn}^{\text{micro}} (\text{sym } P)_{kl} (\text{sym } P)_{mn} + \frac{1}{2} \mathbb{L}_{klmn} \alpha_{kl} \alpha_{mn}. \end{aligned} \quad (1.2)$$

Here, the fourth-order elasticity tensors are defined as

$$\begin{aligned} \mathbb{C}^e : \Omega &\mapsto L(\text{Sym}(3), \text{Sym}(3)), & \mathbb{C}^c : \Omega &\mapsto L(\mathfrak{so}(3), \mathfrak{so}(3)), \\ \mathbb{C}^{\text{micro}} : \Omega &\mapsto L(\text{Sym}(3), \text{Sym}(3)), & \mathbb{L} : \Omega &\mapsto L(\mathbb{R}^{3 \times 3}, \mathbb{R}^{3 \times 3}), \end{aligned} \quad (1.3)$$

where

$$\text{Sym}(3) := \{X \in \mathbb{R}^{3 \times 3} | X^T = X\}, \quad \mathfrak{so}(3) := \{X \in \mathbb{R}^{3 \times 3} | X^T = -X\}.$$

The non-symmetric parts of P in the model are entirely due to moment stresses and applied moments. Note that the skew-symmetric part of P can not appear as individual contribution in (1.2) due to (linearized) frame indifference, i.e. the invariance

$$\nabla \mathbf{u} \rightarrow \nabla \mathbf{u} + \bar{A}, \quad P \rightarrow P + \bar{A}, \quad (1.4)$$

where \bar{A} is any constant skew-symmetric matrix. We also note that $\nabla \mathbf{u} - P$, $\text{sym } P$ and $\text{Curl } P$ are all invariant w.r.t. the transformation (1.4).

The aim of the present paper is concerned with the extension of the relaxed micromorphic model developed by Neff et al. [25] to incorporate thermal effects. The relations and equations for the anisotropic relaxed micromorphic thermoelastic model have been taken from the Eringen-Mindlin model by considering the strain measures given in (1.1) and considering the mixed terms with the temperature variable only in the strain energy function. It is shown that the terms containing thermal effects are occurring in all the constitutive relations and the governing equations for the anisotropic micromorphic continuum. The constitutive relations and equations developed by Neff et al. [25] are recovered in the absence of thermal effects, showing the validity of the derived equations. The proposed model may be useful for the description of metamaterials conducting heat.

2 Conservation laws

Consider a thermoelastic relaxed micromorphic continuum body occupying a finite region Ω , bounded by a piecewise smooth surface $\partial\Omega$. The structure of the material is such that its particles can rotate, shear, stretch and shrink. With reference to a fixed system of rectangular coordinate axes $OX_i (i = 1, 2, 3)$, the motion of the body is identified by the displacement \mathbf{u} and micro-distortion P of its macroscopic material points, defined by $\mathbf{u} = (u_k) : \Omega \times [0, t] \mapsto \mathbb{R}^3$ and $P = (P_{kl}) : \Omega \times [0, t] \mapsto \mathbb{R}^{3 \times 3}$, respectively. Thus, the quantities (\mathbf{u}, P) define the kinematic variables of the considered continuum model. We shall denote the components of the displacement vector by u_k and P is a non-symmetric second order micro-distortion tensor. We consider a set of constitutive variables for the relaxed micromorphic thermoelastic model, given by

$$\{e, \text{sym } P, \alpha, \theta\},$$

where

$$e = \nabla \mathbf{u} - P, \quad \alpha = -\text{Curl } P, \quad \theta = \theta_0 + \vartheta.$$

Here, θ is the temperature variable and ϑ is a small departure from the ambient temperature θ_0 .

For the relaxed micromorphic body, the expression of kinetic energy per unit mass, \mathcal{I} , in terms of generalized velocities is given as

$$\mathcal{I} = \frac{1}{2} \dot{u}_l \dot{u}_l + \frac{1}{2} \zeta \dot{P}_{mk} \dot{P}_{ml}, \quad (2.1)$$

where superposed dot denotes the time derivative. We define the total energy

$$\mathcal{U} = \int_{\Omega} (\mathcal{I} + \mathcal{E}) dv,$$

per unit mass, where \mathcal{E} is the total internal energy per unit mass.

For the thermoelastic relaxed micromorphic continuum, the principle of balance of energy is written as

$$\frac{d}{dt} \int_{\Omega} \rho (\mathcal{E} + \mathcal{I}) dv = \int_{\partial\Omega} (\sigma_{kl} \dot{u}_l + \epsilon_{kba} m_{lb} \dot{P}_{la} + q_k) da_k + \int_{\Omega} \rho (f_l \dot{u}_l + M_{lk} \dot{P}_{lk} + h) dv, \quad (2.2)$$

where da_k is the surface element, dv is the volume element, σ_{kl} is the force stress tensor, m_{kl} is the non-symmetric second order moment stress tensor¹, h denotes the heat supply per unit mass, q_k is the heat vector, f_l is the body force, M_{kl} is the body moment and the symbol ϵ is the standard Levi-Civita tensor.

Following the procedure adopted by Eringen [8], the balance laws related to conservation of linear momentum and angular momentum are obtained as

$$\begin{aligned} \hat{f}_l &\equiv \sigma_{kl,k} + \rho (f_l - \ddot{u}_l) = 0, \\ \hat{M}_{kl} &\equiv \epsilon_{lab} m_{kb,a} + \sigma_{lk} - s_{lk} + \rho (M_{kl} - \Upsilon_{kl}) = 0, \end{aligned} \quad (2.3)$$

¹In the classical micromorphic model, m would be a third order tensor.

where s_{kl} is any arbitrary symmetric tensor and Υ_{kl} is the spin tensor given by $\Upsilon_{kl} \simeq \zeta \ddot{P}_{km}$. In order to obtain the energy balance law, we apply the Transport and Green-Gauss theorems on equation (2.2) and utilizing equations (2.1) and (2.3), we obtain

$$-\rho \dot{\mathcal{E}} + \sigma_{kl}(\dot{u}_{l,k} - \dot{P}_{lk}) + \epsilon_{lab} m_{kl} \dot{P}_{ka,b} + s_{kl} \dot{P}_{lk} + q_{k,k} + \rho h = 0. \quad (2.4)$$

Equations (2.3) and (2.4) constitute the local balance laws for the relaxed thermo-micromorphic medium. Equation (2.4) is the well known first law of thermodynamics.

3 Constitutive relations

The second law of thermodynamics is given by

$$\frac{d}{dt} \int_{\Omega} \rho \eta \, dv - \int_{\partial\Omega} \frac{1}{\theta} q_k n_k \, d\mathbf{a} - \int_{\Omega} \frac{\rho h}{\theta} \, dv \geq 0, \quad (3.1)$$

where $\eta = {}_R\eta + {}_D\eta$ is the entropy density per unit mass; ${}_R\eta$ and ${}_D\eta$ correspond to the static and dynamic parts of η . Applying the Transport and Green-Gauss Theorems, we obtain the local form of the second law of thermodynamics as

$$\rho \dot{\eta} - (q_k/\theta)_{,k} - \rho h/\theta \geq 0. \quad (3.2)$$

Using the Helmholtz free energy ψ given by $\psi = \mathcal{E} - \theta \eta$ and eliminating h from (2.4) and (3.2), we obtain the Clausius-Duhem (C-D) inequality

$$-\rho(\dot{\psi} + \eta \dot{\theta}) + \sigma_{kl}(\dot{u}_{l,k} - \dot{P}_{lk}) + \epsilon_{lab} m_{kl} \dot{P}_{ka,b} + s_{kl} \dot{P}_{lk} + \frac{1}{\theta} q_k \theta_{,k} \geq 0. \quad (3.3)$$

Assuming that $\rho_0 \psi = \Sigma(e, \text{sym P}, \alpha, \theta_i, \dot{\theta}, \theta; \mathbf{X})$, the above inequality becomes

$$\begin{aligned} & \left(-\rho \eta - \frac{\rho}{\rho_0} \frac{\partial \Sigma}{\partial \theta} \right) \dot{\theta} + \left(\sigma_{kl} - \frac{\rho}{\rho_0} \frac{\partial \Sigma}{\partial e_{kl}} \right) (\dot{u}_{l,k} - \dot{P}_{lk}) + \left(m_{kl} - \frac{\rho}{\rho_0} \frac{\partial \Sigma}{\partial \alpha_{kl}} \right) \epsilon_{lab} \dot{P}_{ka,b} \\ & + \left(s_{kl} - \frac{\rho}{\rho_0} \frac{\partial \Sigma}{\partial (\text{sym P})_{kl}} \right) \dot{P}_{lk} - \frac{\rho}{\rho_0} \frac{\partial \Sigma}{\partial \theta_{,k}} \dot{\theta}_{,k} - \frac{\rho}{\rho_0} \frac{\partial \Sigma}{\partial \dot{\theta}} \ddot{\theta} + \frac{1}{\theta} q_k \theta_{,k} \geq 0. \end{aligned} \quad (3.4)$$

This inequality is linear in $\ddot{\theta}$, \dot{e} , \dot{P} , $\dot{\alpha}$ and $\dot{\theta}_{,k}$. It must remain positive for all independent variations of these quantities. But this is impossible unless

$$\left. \begin{aligned} {}_R\eta &= -\frac{\rho}{\rho_0} \frac{\partial \Sigma}{\partial \theta}, & \sigma_{kl} &= \frac{\rho}{\rho_0} \frac{\partial \Sigma}{\partial e_{kl}}, & \frac{\partial \Sigma}{\partial \theta_{,k}} &= 0, \\ s_{kl} &= \frac{\rho}{\rho_0} \frac{\partial \Sigma}{\partial (\text{sym P})_{kl}}, & m_{kl} &= \frac{\rho}{\rho_0} \frac{\partial \Sigma}{\partial \alpha_{kl}}, & \frac{\partial \Sigma}{\partial \dot{\theta}} &= 0, \end{aligned} \right\} \quad (3.5)$$

and

$$-\rho {}_D\eta \dot{\theta} + \frac{1}{\theta} q_k \theta_{,k} \geq 0. \quad (3.6)$$

We see that Σ is independent of the dynamic variables $\theta_{,k}$ and $\dot{\theta}$, thus ψ is a static variable. Hence the only non-equilibrium part of the C-D inequality is given by (3.6). Using the Onsager postulate, we obtain

$$q_k = \frac{\partial \Phi}{\partial (\theta_{,k}/\theta)}, \quad -\rho {}_D\eta = \frac{\partial \Phi}{\partial \dot{\theta}}, \quad (3.7)$$

where $\Phi(= \Phi(\dot{\theta}, \theta_{,k}/\theta; (e, P, \alpha, \theta, \mathbf{X})))$ is the dissipation potential.

Following Eringen [8] and Neff et al. [25], the free energy ψ and the dissipation potential Φ (with ${}_D\eta = 0$) for the thermoelastic relaxed micromorphic continuum, are given by

$$\begin{aligned} \Sigma(e, P, \alpha, \theta) = \rho_0 \psi = & \frac{1}{2} \mathbb{C}_{klmn}^e (\text{sym } e)_{kl} (\text{sym } e)_{mn} + \frac{1}{2} \mathbb{C}_{klmn}^c (\text{skew } e)_{kl} (\text{skew } e)_{mn} \\ & + \frac{1}{2} \mathbb{C}_{klmn}^{\text{micro}} (\text{sym } P)_{kl} (\text{sym } P)_{mn} + \Sigma_0 - \rho_0 \eta_0 \theta - \frac{\rho_0 C_0}{2\theta_0} \theta^2 \\ & - A_{kl} \theta (\text{sym } e)_{kl} - G_{kl} \theta (\text{skew } e)_{kl} - B_{kl} \theta (\text{sym } P)_{kl} \\ & - D_{kl} \theta \alpha_{kl} + \frac{1}{2} \mathbb{L}_{klmn} \alpha_{kl} \alpha_{mn}, \end{aligned} \quad (3.8)$$

and

$$\Phi = \frac{1}{2\theta_0^2} \mathbb{K}_{kl} \theta_{,k} \theta_{,l}. \quad (3.9)$$

Some of the constitutive coefficients given in (3.8) and (3.9) follow the symmetries as

$$\left. \begin{aligned} \mathbb{C}_{klmn}^e &= \mathbb{C}_{mnkl}^e = \mathbb{C}_{lkmn}^e, & \mathbb{C}_{klmn}^c &= \mathbb{C}_{mnkl}^c = -\mathbb{C}_{lkmn}^c, & A_{kl} &= A_{lk}, & G_{kl} &= -G_{lk}, \\ \mathbb{C}_{klmn}^{\text{micro}} &= \mathbb{C}_{mnkl}^{\text{micro}} = \mathbb{C}_{lkmn}^{\text{micro}}, & \mathbb{L}_{klmn} &= \mathbb{L}_{mnkl}, & B_{kl} &= B_{lk}, & \mathbb{K}_{kl} &= \mathbb{K}_{lk}. \end{aligned} \right\} \quad (3.10)$$

It is noted that Φ is non-negative with an absolute minimum at $\theta_{,k}/\theta = 0$ and $\dot{\theta} = 0$, i.e.

$$\Phi(0, \mathbf{0}; (e, P, \alpha, \theta, \mathbf{X})) = 0.$$

Employing the expressions of Σ and Φ in (3.5) and (3.7), we obtain the constitutive relations as

$$\begin{aligned} (\text{sym } \sigma)_{kl} &= \frac{\partial \Sigma}{\partial (\text{sym } e)_{kl}} = -A_{kl} \theta + \mathbb{C}_{klmn}^e (\text{sym } e)_{mn}, \\ (\text{skew } \sigma)_{kl} &= \frac{\partial \Sigma}{\partial (\text{skew } e)_{kl}} = -G_{kl} \theta + \mathbb{C}_{klmn}^c (\text{skew } e)_{mn}, \\ s_{kl} &= \frac{\partial \Sigma}{\partial (\text{sym } P)_{kl}} = -B_{kl} \theta + \mathbb{C}_{klmn}^{\text{micro}} (\text{sym } P)_{mn}, \\ m_{kl} &= \frac{\partial \Sigma}{\partial \alpha_{kl}} = -D_{kl} \theta + \mathbb{L}_{klmn} \alpha_{mn}, \\ q_k &= \frac{\partial \Phi}{\partial (\theta_{,k}/\theta)} = \frac{1}{\theta_0} \mathbb{K}_{kl} \theta_{,l}, \\ \eta &= \frac{-1}{\rho_0} \frac{\partial \Sigma}{\partial \theta} = \eta_0 + \frac{C_0}{\theta_0} \theta + \frac{1}{\rho_0} [A_{kl} (\text{sym } e)_{kl} + G_{kl} (\text{skew } e)_{kl} \\ &\quad + B_{kl} (\text{sym } P)_{kl} + D_{kl} \alpha_{kl}]. \end{aligned} \quad (3.11)$$

Here, $\rho \simeq \rho_0$ is considered. In view of (3.6) and (3.11)₅, it can be seen that \mathbb{K}_{kl} is positive semi definite.

4 Field equations

4.1 Nonlinear heat conduction

Using (3.11) into equations (2.3), and (2.4) along with the symmetry of the constitutive coefficients given in (3.10), we obtain the field equations in index notation as

$$\begin{aligned} & \mathbb{C}_{klmn}^e(u_{n,mk} - P_{nm,k}) - A_{kl}\theta_{,k} + \rho(f_l - \ddot{u}_l) = 0, \\ & (B_{kl} - A_{lk})\theta - \epsilon_{lab}D_{kb}\theta_{,a} - \mathbb{L}_{kbmn}\epsilon_{lab}\epsilon_{nij}P_{mj,ia} + (\mathbb{C}_{klmn}^e + \mathbb{C}_{lkmn}^c)u_{n,m} \\ & \quad - (\mathbb{C}_{klmn}^e + \mathbb{C}_{lkmn}^c + \mathbb{C}_{klmn}^{\text{micro}})P_{nm} + \rho(M_{kl} - \zeta\ddot{P}_{kp}) = 0, \\ & -\frac{\rho C_0}{\theta_0}\theta\dot{\theta} + \theta(A_{kl} - B_{kl})\dot{P}_{lk} - \theta A_{kl}\dot{u}_{l,k} + \theta D_{kl}\epsilon_{lab}\dot{P}_{kb,a} + \frac{1}{\theta_0}\mathbb{K}_{kl}\theta_{,kl} + \rho h = 0. \end{aligned} \quad (4.1)$$

The inherent rationale of the relaxed micromorphic model allows to **determine a priori** the appearing fourth order static elasticity tensors $\mathbb{C}^e, \mathbb{C}^{\text{micro}}$ from a knowledge of the geometry on the micro-structural level of the micromorphic material, see [5]. A similar identification for the classical Eringen-Mindlin micromorphic model is impossible. A further decisive advantage as compared to Eringen's approach is that the used elasticity tensors all have the classical Voigt-format from linear elasticity, see [2].

4.2 Linearized heat conduction

In terms of ϑ with $\theta = \theta_0 + \vartheta$, equations (4.1) take the form

$$\begin{aligned} & \mathbb{C}_{klmn}^e(u_{n,mk} - P_{nm,k}) - A_{kl}\vartheta_{,k} + \rho(f_l - \ddot{u}_l) = 0, \\ & (B_{kl} - A_{lk})(\theta_0 + \vartheta) - \epsilon_{lab}D_{kb}\vartheta_{,a} - \mathbb{L}_{kbmn}\epsilon_{lab}\epsilon_{nij}P_{mj,ia} + (\mathbb{C}_{klmn}^e + \mathbb{C}_{lkmn}^c)u_{n,m} \\ & \quad - (\mathbb{C}_{klmn}^e + \mathbb{C}_{lkmn}^c + \mathbb{C}_{klmn}^{\text{micro}})P_{nm} + \rho(M_{kl} - \zeta\ddot{P}_{kp}) = 0, \\ & -\frac{\rho C_0}{\theta_0}(\theta_0 + \vartheta)\dot{\vartheta} + (\theta_0 + \vartheta)(A_{kl} - B_{kl})\dot{P}_{lk} - (\theta_0 + \vartheta)A_{kl}\dot{u}_{l,k} + (\theta_0 + \vartheta)D_{kl}\epsilon_{lab}\dot{P}_{kb,a} \\ & \quad + \frac{1}{\theta_0}\mathbb{K}_{kl}\vartheta_{,kl} + \rho h = 0. \end{aligned} \quad (4.2)$$

In the following, we omit all the non-linear terms involving ϑ , which lead to

$$\begin{aligned} & \mathbb{C}_{klmn}^e(u_{n,mk} - P_{nm,k}) - A_{kl}\theta_{,k} + \rho(f_l - \ddot{u}_l) = 0, \\ & (B_{kl} - A_{lk})\theta - \epsilon_{lab}D_{kb}\theta_{,a} - \mathbb{L}_{kbmn}\epsilon_{lab}\epsilon_{nij}P_{mj,ia} + (\mathbb{C}_{klmn}^e + \mathbb{C}_{lkmn}^c)u_{n,m} \\ & \quad - (\mathbb{C}_{klmn}^e + \mathbb{C}_{lkmn}^c + \mathbb{C}_{klmn}^{\text{micro}})P_{nm} + \rho(M_{kl} - \zeta\ddot{P}_{kp}) = 0, \\ & -\rho C_0\dot{\theta} + \theta_0(A_{kl} - B_{kl})\dot{P}_{lk} - \theta_0 A_{kl}\dot{u}_{l,k} + \theta_0 D_{kl}\epsilon_{lab}\dot{P}_{kb,a} + \frac{1}{\theta_0}\mathbb{K}_{kl}\theta_{,kl} + \rho h = 0. \end{aligned} \quad (4.3)$$

These are the local field equations for the linearized anisotropic thermoelastic relaxed micromorphic solid. Now, we shall obtain the field equations for the isotropic solid with and without Cosserat couple modulus $\mu_c > 0$.

4.3 Isotropic case

4.3.1 The case for positive Cosserat couple modulus $\mu_c > 0$

To write down the constitutive relations and field equations for the isotropic linear relaxed thermo-micromorphic continuum, we must take

$$\begin{aligned} A_{kl} &= C_1 \delta_{kl}, \quad B_{kl} = C_2 \delta_{kl}, \quad D_{kl} = C_3 \delta_{kl}, \quad \mathbb{K}_{kl} = C_4 \delta_{kl}, \\ \mathbb{C}_{klmn}^e &= \mu_e (\delta_{km} \delta_{ln} + \delta_{kn} \delta_{lm}) + \lambda_e \delta_{kl} \delta_{mn}, \quad \mathbb{C}^e \text{sym } X = 2\mu_e \text{sym } X + \lambda_e \text{tr}(\text{sym } X) \mathbb{1}, \\ \mathbb{C}_{klmn}^c &= \mu_c (\delta_{km} \delta_{ln} - \delta_{kn} \delta_{lm}), \quad \mathbb{C}^c \text{skew } X = 2\mu_c \text{skew } X, \\ \mathbb{C}_{klmn}^{\text{micro}} &= \mu_{\text{micro}} (\delta_{km} \delta_{ln} + \delta_{kn} \delta_{lm}) + \lambda_{\text{micro}} \delta_{kl} \delta_{mn}, \quad \mathbb{C}^{\text{micro}} \text{sym } X = 2\mu_{\text{micro}} \text{sym } X + \lambda_{\text{micro}} \text{tr}(\text{sym } X) \mathbb{1}, \\ \mathbb{L}_{klmn} &= \bar{\alpha}_1 \delta_{kl} \delta_{mn} + \bar{\alpha}_2 \delta_{km} \delta_{ln} + \bar{\alpha}_3 \delta_{kn} \delta_{lm}. \end{aligned} \quad (4.4)$$

The curvature energy expression takes the format

$$\frac{1}{2} \langle \mathbb{L} \alpha, \alpha \rangle = \frac{1}{2} \{ \bar{\alpha}_1 (\text{tr}(\alpha))^2 + \bar{\alpha}_2 |\alpha|^2 + \bar{\alpha}_3 \langle \alpha, \alpha^T \rangle \}, \quad (4.5)$$

in which the parameters $\bar{\alpha}_1, \bar{\alpha}_2, \bar{\alpha}_3$ do not have themselves (but a combination thereof) a transparent physical interpretation (see (5.1)). Note that, in the isotropic case $G_{kl} \equiv 0$ necessarily.

Using these relations, the constitutive relations reduce to

$$\begin{aligned} \sigma_{kl} &= (\mu_e + \mu_c)(u_{l,k} - P_{lk}) + (\mu_e - \mu_c)(u_{k,l} - P_{kl}) + \lambda_e(u_{m,m} - P_{mm})\delta_{kl} - C_1 \theta \delta_{kl}, \\ s_{kl} &= \mu_{\text{micro}}(P_{lk} + P_{kl}) + \lambda_{\text{micro}} P_{mm} \delta_{kl} - C_2 \theta \delta_{kl}, \\ m_{kl} &= -\bar{\alpha}_1 \epsilon_{mab} P_{mb,a} \delta_{kl} - \bar{\alpha}_2 \epsilon_{lab} P_{kb,a} - \bar{\alpha}_3 \epsilon_{kab} P_{lb,a} - C_3 \theta \delta_{kl}, \\ \eta &= \eta_0 + \frac{1}{\rho_0} \left[\frac{\rho_0 C_0}{\theta_0} \theta + C_1 u_{k,k} + (C_2 - C_1) P_{kk} - C_3 \epsilon_{kab} P_{kb,a} \right], \\ q_k &= \frac{C_4}{\theta_0} \theta_{,k}. \end{aligned} \quad (4.6)$$

Plugging these expressions into (4.1), the field equations for the isotropic relaxed thermo-micromorphic solid reduce to

$$\begin{aligned} -C_1 \theta_{,l} + (\mu_e + \mu_c)(u_{l,kk} - P_{lk,k}) + (\mu_e - \mu_c)(u_{k,lk} - P_{kl,k}) + \lambda_e(u_{m,mk} - P_{mm,k})\delta_{kl} \\ + \rho(f_l - \ddot{u}_l) &= 0, \\ (C_2 - C_1)\theta \delta_{kl} - C_3 \epsilon_{lik} \theta_{,i} - \bar{\alpha}_1 \epsilon_{mab} \epsilon_{lik} P_{mb,ai} - \bar{\alpha}_2 \epsilon_{lij} \epsilon_{jab} P_{kb,ai} - \bar{\alpha}_3 \epsilon_{lij} \epsilon_{kab} P_{jb,ai} \\ + (\mu_e + \mu_c)(u_{k,l} - P_{kl}) + (\mu_e - \mu_c)(u_{l,k} - P_{lk}) + \lambda_e(u_{m,m} - P_{mm})\delta_{kl} \\ - \mu_{\text{micro}}(P_{lk} + P_{kl}) - \lambda_{\text{micro}} P_{mm} \delta_{kl} + \rho(M_{kl} - \zeta \ddot{P}_{kl}) &= 0, \\ \rho C_0 \dot{\theta} - \frac{C_4}{\theta_0} \theta_{,kk} + \theta_0 \{ (C_2 - C_1) \dot{P}_{kk} + C_1 \dot{u}_{k,k} - C_3 \epsilon_{kab} \dot{P}_{kb,a} \} - \rho h &= 0, \end{aligned} \quad (4.7)$$

4.3.2 The case for zero Cosserat couple modulus $\mu_c = 0$

In this case, the corresponding governing equation (4.1)₂ for the anisotropic thermoelastic relaxed micromorphic continuum reduces to

$$(B_{kl} - A_{kl})\theta - \epsilon_{lab} D_{kb} \theta_{,a} - \mathbb{L}_{kbmn} \epsilon_{lab} \epsilon_{nij} P_{mj,ia} + \mathbb{C}_{klmn}^e u_{n,m} - (\mathbb{C}_{klmn}^e + \mathbb{C}_{klmn}^{\text{micro}}) P_{nm} + \rho(M_{kl} - \zeta \ddot{P}_{kp}) = 0, \quad (4.8)$$

while the other two equations given by (4.1)₁ and (4.1)₃ will remain unchanged. The constitutive relation (4.6)₁ will now take the form

$$\sigma_{kl} = \mu_e(u_{l,k} + u_{k,l} - P_{lk} - P_{kl}) + \lambda_e(u_{m,m} - P_{mm})\delta_{kl} - C_1 \theta \delta_{kl} \in \text{Sym}(3), \quad (4.9)$$

while the other constitutive relations given in (4.6) will remain unchanged. The corresponding governing equations (4.1) become

$$\begin{aligned}
& -C_1\theta_{,l} + \mu_e(u_{l,kk} - P_{lk,k} + u_{k,lk} - P_{kl,k}) + \lambda_e(u_{m,mk} - P_{mm,k})\delta_{kl} + \rho(f_l - \ddot{u}_l) = 0, \\
& (C_2 - C_1)\theta\delta_{kl} - C_3\epsilon_{lik}\theta_{,i} - \bar{\alpha}_1\epsilon_{mab}\epsilon_{lik}P_{mb,ai} - \bar{\alpha}_2\epsilon_{lij}\epsilon_{jab}P_{kb,ai} - \bar{\alpha}_3\epsilon_{lij}\epsilon_{kab}P_{jb,ai} \\
& + \mu_e(u_{l,k} - P_{lk} + u_{k,l} - P_{kl}) + \lambda_e(u_{m,m} - P_{mm})\delta_{kl} - \mu_{\text{micro}}(P_{lk} + P_{kl}) \\
& - \lambda_{\text{micro}}P_{mm}\delta_{kl} + \rho(M_{kl} - \zeta\ddot{P}_{kl}) = 0, \\
& \rho C_0\dot{\theta} - \frac{C_4}{\theta_0}\theta_{,kk} + \theta_0\{(C_2 - C_1)\dot{P}_{kk} + C_1\dot{u}_{k,k} - C_3\epsilon_{kab}\dot{P}_{kb,a}\} - \rho h = 0.
\end{aligned} \tag{4.10}$$

5 A special case: no thermal effects

By neglecting the thermal effects from the present model, we are left with the relaxed micromorphic continuum model. For this purpose, we set $C_1 = C_2 = C_3 = C_4 = 0$. In order to reduce the constitutive relations and field equations for the relaxed micromorphic model with three parameters having positive Cosserat couple modulus $\mu_c > 0$, and to achieve the governing equations of the model presented by Neff et al. [25], we make use of the notations given by

$$\begin{aligned}
& \bar{\alpha}_1 = a_3 - \frac{a_1}{3}, \quad \bar{\alpha}_2 = \frac{a_1 + a_2}{2}, \quad \bar{\alpha}_3 = \frac{a_1 - a_2}{2}. \\
& \iff a_1 = \bar{\alpha}_2 + \bar{\alpha}_3, \quad a_2 = \bar{\alpha}_2 - \bar{\alpha}_3, \quad a_3 = \frac{3\bar{\alpha}_1 + \bar{\alpha}_2 + \bar{\alpha}_3}{3}.
\end{aligned} \tag{5.1}$$

In terms of these relations the quadratic curvature expression can equivalently be represented in irreducible components with physical meaning as

$$\frac{1}{2}\langle \mathbb{L}\alpha, \alpha \rangle = \frac{1}{2}\{a_1|\text{dev sym } \alpha|^2 + a_2|\text{skew } \alpha|^2 + a_3(\text{tr}(\alpha))^2\}. \tag{5.2}$$

With these, the constitutive relations (4.6)₁₋₃ become

$$\begin{aligned}
& \sigma_{kl} = (\mu_e + \mu_c)(u_{l,k} - P_{lk}) + (\mu_e - \mu_c)(u_{k,l} - P_{kl}) + \lambda_e(u_{m,m} - P_{mm})\delta_{kl}, \\
& m_{kl} = a_1 \left[\frac{1}{3}\epsilon_{mab}P_{mb,a}\delta_{kl} - \frac{1}{2}\epsilon_{lab}P_{kb,a} - \frac{1}{2}\epsilon_{kab}P_{lb,a} \right] \\
& + \frac{a_2}{2}(\epsilon_{kab}P_{lb,a} - \epsilon_{lab}P_{kb,a}) - a_3\epsilon_{mab}P_{mb,a}\delta_{kl}, \\
& s_{kl} = 2\mu_{\text{micro}}\frac{(P_{lk} + P_{kl})}{2} + \lambda_{\text{micro}}P_{mm}\delta_{kl},
\end{aligned} \tag{5.3}$$

and the governing equations (4.10) reduce to

$$\begin{aligned}
& (\mu_e + \mu_c)(u_{l,kk} - P_{lk,k}) + (\mu_e - \mu_c)(u_{k,lk} - P_{kl,k}) + \lambda_e(u_{m,mk} - P_{mm,k})\delta_{kl} + \rho(f_l - \ddot{u}_l) = 0, \\
& -a_1\epsilon_{lij} \left(\frac{1}{2}\epsilon_{kab}P_{jb,ai} + \frac{1}{2}\epsilon_{jab}P_{kb,ai} - \frac{1}{3}\epsilon_{mab}P_{mb,ai}\delta_{kj} \right) + \frac{a_2}{2}\epsilon_{lij}(\epsilon_{kab}P_{jb,ai} - \epsilon_{jab}P_{kb,ai}) \\
& - a_3\epsilon_{lik}\epsilon_{mab}P_{mb,ai} + (\mu_e + \mu_c)(u_{k,l} - P_{kl}) + (\mu_e - \mu_c)(u_{l,k} - P_{lk}) + \lambda_e u_{m,m}\delta_{kl} \\
& - \mu_{\text{micro}}(P_{kl} + P_{lk}) - (\lambda_e + \lambda_{\text{micro}})P_{mm}\delta_{kl} + \rho(M_{kl} - \zeta\ddot{P}_{kl}) = 0.
\end{aligned} \tag{5.4}$$

Note that the equation (4.10)₃ is automatically satisfied in the absence of thermal effects. The equations (5.3) are the constitutive relations and field equations for the relaxed micromorphic continuum model having three parameters, namely, a_1 , a_2 and a_3 with positive Cosserat couple modulus $\mu_c > 0$.

Further, by setting the Cosserat couple modulus $\mu_c = 0$ in (5.3) one can recover the constitutive relations and governing equations given by (2.24) and (2.25) earlier derived by Neff et al. [25] for the relaxed micromorphic model with zero Cosserat couple modulus $\mu_c = 0$.

6 Plane wave propagation

Here, we shall explore the possibility of one-dimensional wave propagation in the linear relaxed thermoelastic micromorphic solid of infinite extent. For this purpose, let us consider the propagation of a wave along the x -direction and that all the kinematical variables depend on the spatial coordinate x only. As in Madeo et al. [21], the component P_{11} of the tensor P can be written as

$$P_{11} = P^D + P^S, \quad (6.1)$$

where

$$P^S = \frac{1}{3}(P_{11} + P_{22} + P_{33}), \quad P^D = (\text{dev sym } P)_{11}. \quad (6.2)$$

We introduce the following notations

$$P^V = P_{22} - P_{33}, \quad \zeta_0 = \rho \zeta, \quad (\text{sym } P)_{1\xi} = P_{(1\xi)}, \quad (\text{skew } P)_{1\xi} = P_{[1\xi]}, \quad \xi = 1, 2. \quad (6.3)$$

Using the relations given in (6.2) and (6.3), the field equations (4.7) give rise to the following sets of equations

(i) *Coupled longitudinal waves :*

$$\left. \begin{aligned} \ddot{u}_1 &= \frac{-C_1}{\rho} \theta_{,1} + c_p^2 u_{1,11} - \frac{2\mu_e}{\rho} P_{,1}^D - \frac{3\lambda_e + 2\mu_e}{\rho} P_{,1}^S, \\ \ddot{P}^D &= \frac{4\mu_e}{3\zeta_0} u_{1,1} + \frac{\bar{\alpha}_2 - \bar{\alpha}_3}{3\zeta_0} P_{,11}^D - \frac{2(\bar{\alpha}_2 - \bar{\alpha}_3)}{3\zeta_0} P_{,11}^S - w_s^2 P^D, \\ \ddot{P}^S &= \frac{(C_2 - C_1)}{\zeta_0} \theta + \frac{3\lambda_e + 2\mu_e}{3\zeta_0} u_{1,1} - \frac{\bar{\alpha}_2 - \bar{\alpha}_3}{3\zeta_0} P_{,11}^D + \frac{2(\bar{\alpha}_2 - \bar{\alpha}_3)}{3\zeta_0} P_{,11}^S - w_p^2 P^S, \\ \ddot{P}_{[23]} &= \frac{-C_3}{\zeta_0} \theta_{,1} + \frac{\bar{\alpha}_2 + \bar{\alpha}_3 + 2\bar{\alpha}_1}{\zeta_0} P_{[23],11} - \frac{2\mu_c}{\zeta_0} P_{[23]}, \\ \frac{C_4}{\theta_0} \theta_{,11} &= \rho C_0 \dot{\theta} + \theta_0 \left[3(C_2 - C_1) \dot{P}^S + C_1 \dot{u}_{1,1} + 2C_3 \dot{P}_{[23],1} \right], \\ c_p^2 &= \frac{\lambda_e + 2\mu_e}{\rho}, \quad \omega_s^2 = \frac{2(\mu_e + \mu_{\text{micro}})}{\zeta_0}, \quad \omega_p^2 = \frac{2(\mu_e + \mu_{\text{micro}}) + 3(\lambda_e + \lambda_{\text{micro}})}{\zeta_0} \end{aligned} \right\} \quad (6.4)$$

Equations in (6.4) are coupled in u_1 , P^S , P^D , $P_{[23]}$ and θ in x -direction.

(ii) *Coupled transverse waves:*

$$\left. \begin{aligned} \ddot{u}_\xi &= c_s^2 u_{\xi,11} - \frac{2\mu_e}{\rho} P_{(1\xi),1} + \frac{2\mu_c}{\rho} P_{[1\xi],1}, \quad c_s^2 = \frac{\mu_e + \mu_c}{\rho} \\ \ddot{P}_{(1\xi)} &= \frac{\mu_e}{\zeta_0} u_{\xi,1} - w_s^2 P_{(1\xi)} + \frac{\bar{\alpha}_2}{2\zeta_0} P_{(1\xi),11} + \frac{\bar{\alpha}_2}{2\zeta_0} P_{[1\xi],11}, \\ \ddot{P}_{[1\xi]} &= -\frac{\mu_c}{\zeta_0} u_{\xi,1} - \frac{2\mu_c}{\zeta_0} P_{[1\xi]} + \frac{\bar{\alpha}_2}{2\zeta_0} P_{(1\xi),11} + \frac{\bar{\alpha}_2}{2\zeta_0} P_{[1\xi],11}. \end{aligned} \right\} \quad (6.5)$$

These are two sets of three coupled equations in u_ξ , $P_{(1\xi)}$ and $P_{[1\xi]}$ in the ξ^{th} direction with $\xi = 2, 3$.

(iii) *Uncoupled longitudinal waves:*

$$\left. \begin{aligned} \ddot{P}_{(23)} &= c_m^2 P_{(23),11} - w_s^2 P_{(23)}, \\ \ddot{P}^V &= c_m^2 P_{,11}^V - w_s^2 P^V, \quad c_m^2 = \frac{\bar{\alpha}_2 + \bar{\alpha}_3}{\zeta_0}. \end{aligned} \right\} \quad (6.6)$$

These equations are uncoupled in $P_{(23)}$ and P^V .

For a time harmonic plane progressive wave in the positive direction of the x -axis, we take the following form of various entities

$$\left. \begin{aligned} (u_1, P^D, P^S, P_{[23]}, \theta) &= \text{Re}\{(\beta_1, \beta_2, \beta_3, \beta_4, \beta_5)e^{i(kx-\omega t)}\}, \\ (u_\xi, P_{(1\xi)}, P_{[1\xi]}) &= \text{Re}\{(\gamma_1^\xi, \gamma_2^\xi, \gamma_3^\xi)e^{i(kx-\omega t)}\}, \quad \xi = 2, 3, \\ (P_{(23)}, P^V) &= \text{Re}\{(\beta_{(23)}, \beta^V)e^{i(kx-\omega t)}\}, \end{aligned} \right\} \quad (6.7)$$

where β_j ($j = 1, \dots, 5$), γ_l^ξ ($k = 1, 2, 3$), $\beta_{(23)}$ and β^V are the amplitudes, k is the wavenumber, ω is the angular frequency and $i = \sqrt{-1}$ is the imaginary unit.

Now plugging the relevant quantities from (6.7) into the sets of equations given by (6.4) and (6.5), one can obtain

$$\mathbf{A}_1 \cdot \boldsymbol{\beta} = 0, \quad \mathbf{A}_\xi \cdot \boldsymbol{\gamma}^\xi = 0, \quad \xi = 2, 3 \quad (6.8)$$

where $\mathbf{A}_1 = [a_{ij}]$ is a 5×5 matrix, whose non-zero elements are given by

$$\begin{aligned} a_{11} &= \omega^2 - c_p^2 k^2, \quad a_{12} = -\frac{2ik\mu_e}{\rho}, \quad a_{13} = -\frac{ik(3\lambda_e + 2\mu_e)}{\rho}, \quad a_{15} = -\frac{ikC_1}{\rho}, \\ a_{21} &= \frac{4ik\mu_e}{3\zeta_0}, \quad a_{22} = \omega^2 - \frac{k^2(\bar{\alpha}_2 - \bar{\alpha}_3)}{3\zeta_0} - \omega_s^2, \quad a_{23} = \frac{2k^2(\bar{\alpha}_2 - \bar{\alpha}_3)}{3\zeta_0}, \\ a_{31} &= \frac{ik(3\lambda_e + 2\mu_e)}{3\zeta_0}, \quad a_{32} = \frac{k^2(\bar{\alpha}_2 - \bar{\alpha}_3)}{3\zeta_0}, \quad a_{33} = \omega^2 - \omega_p^2 - \frac{2k^2(\bar{\alpha}_2 - \bar{\alpha}_3)}{3\zeta_0}, \\ a_{35} &= \frac{C_2 - C_1}{\zeta_0}, \quad a_{44} = \omega^2 - \frac{(\bar{\alpha}_2 + \bar{\alpha}_3 + 2\bar{\alpha}_1)k^2}{\zeta_0} - \frac{2\mu_c}{\zeta_0}, \quad a_{45} = -\frac{ikC_3}{\zeta_0}, \\ a_{51} &= k\theta_0 C_1 \omega, \quad a_{53} = -3i\omega(C_2 - C_1)\theta_0, \quad a_{54} = 2kC_3\theta_0\omega, \quad a_{55} = -\rho iC_0\omega + \frac{k^2 C_4}{\theta_0}, \end{aligned} \quad (6.9)$$

while the matrices \mathbf{A}_ξ are given by

$$\mathbf{A}_2 = \mathbf{A}_3 = \begin{pmatrix} -\omega^2 + c_s^2 k^2 & \frac{2ik\mu_e}{\rho} & -\frac{2ik\mu_c}{\rho} \\ -\frac{2ik\mu_e}{\zeta_0} & -2\omega^2 + \frac{k^2 \bar{\alpha}_2}{\zeta_0} + 2\omega_s^2 & \frac{k^2 \bar{\alpha}_2}{\zeta_0} \\ \frac{2ik\mu_c}{\zeta_0} & \frac{k^2 \bar{\alpha}_2}{\zeta_0} & -2\omega^2 + \frac{k^2 \bar{\alpha}_2}{\zeta_0} + \frac{4\mu_c}{\zeta_0} \end{pmatrix}, \quad (6.10)$$

and

$$\boldsymbol{\beta} = (\beta_1, \beta_2, \beta_3, \beta_4, \beta_5)^T, \quad \boldsymbol{\gamma}^\xi = (\gamma_1^\xi, \gamma_2^\xi, \gamma_3^\xi)^T.$$

For a non-trivial solution of the algebraic system (6.8), we must have

$$\det \mathbf{A}_1 = 0, \quad \det \mathbf{A}_2 = 0, \quad \det \mathbf{A}_3 = 0. \quad (6.11)$$

Similarly, inserting the relevant entities from (6.7) into equations in (6.6), we obtain the following same dispersion relation given by

$$\omega = \sqrt{c_m^2 k^2 + \omega_s^2}. \quad (6.12)$$

Equations (6.11) and (6.12) are the dispersion relations of various existing waves in the relaxed micro-morphic model with three curvature parameters and Cosserat couple modulus $\mu_c \geq 0$.

7 Dispersion relations under particular cases

1. In order to reduce the dispersion relations for the relaxed thermo-micromorphic model having three-parameters without Cosserat couple modulus μ_c , we substitute $\mu_c = 0$ in the elements of the equations given in (6.11). Note that the dispersion relation (6.12) will remain unchanged. The dispersion relations is reduced from (6.11) together with (6.12) would represent those for this model.

2. To reduce the dispersion relations for the relaxed thermo-micromorphic model having one-parameter with and without Cosserat couple modulus μ_c , with reference to (5.2) we consider the following three cases:

- (i) $a_1 = a_2 > 0$, $a_3 = \frac{a_1}{3}$,
- (ii) $a_1 > 0, a_2 = 0$, $a_3 = \frac{a_1}{3}$,
- (iii) $a_1 = a_2 > 0$, $a_3 = 0$.

Within this setting, one can write the corresponding dispersion relations from (6.11) and (6.12) with and without Cosserat couple modulus μ_c .

8 Numerical results and discussion

To study thermal effects on dispersion curves in greater details, we have performed numerical computations for a specific model. The relevant values of different elastic moduli have been borrowed from Madeo et al. [22] and those for the thermal parameters have been taken appropriately. These are given in the following table.

Parameter	Value	Unit
λ_e	400	MPa
μ_e	200	MPa
λ_{micro}	100	MPa
μ_{micro}	100	MPa
μ_c	440	MPa
ρ	2000	Kg/m ³
ζ_0	0.01	Kg/m
C_0	206	Cal Kg ⁻¹ °C ⁻¹
C_1	84×10^3	Cal m ⁻³ °C ⁻¹
C_2	95×10^3	Cal m ⁻³ °C ⁻¹
C_3	152	Cal m ⁻² °C ⁻¹
C_4	16	Cal m ⁻¹ s ⁻¹
θ_0	20	°C
a_1	2×10^{-3}	MPa m ²
a_2	2×10^{-3}	MPa m ²
a_3	2×10^{-3}	MPa m ²

With this numerical data, the dispersion equations (6.11) and (6.12) are solved through MatLab-Software. We have considered the following six thermoelastic relaxed micromorphic models:

Model-I: Thermoelastic relaxed micromorphic model having $a_1 = a_2 > 0$, $a_3 = \frac{a_1}{3}$ with positive Cosserat couple modulus $\mu_c > 0$,

Model-II: Thermoelastic relaxed micromorphic model having $a_1 = a_2 > 0$, $a_3 = \frac{a_1}{3}$ with zero Cosserat couple modulus $\mu_c = 0$,

Model-III: Thermoelastic relaxed micromorphic model having $a_1 > 0, a_2 = 0$, $a_3 = \frac{a_1}{3}$ with positive-Cosserat couple modulus $\mu_c > 0$,

Model-IV: Thermoelastic relaxed micromorphic model having $a_1 > 0, a_2 = 0$, $a_3 = \frac{a_1}{3}$ with zero

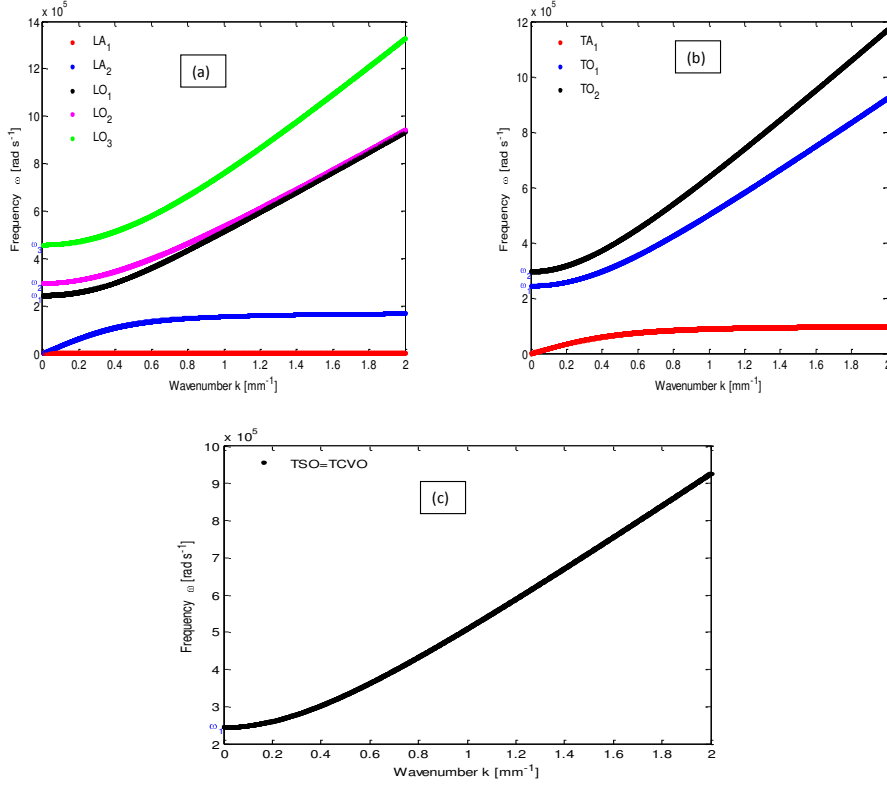


Figure 1: Dispersion curves for the thermoelastic relaxed micro-morphic model having $a_1 = a_2 > 0$, $a_3 = \frac{a_1}{3}$ with positive Cosserat couple modulus $\mu_c > 0$. [(a) Longitudinal branches, (b) Transverse branches, (c) Uncoupled Optic branch]

Cosserat couple modulus $\mu_c = 0$,

Model-V: Thermoelastic relaxed micromorphic model having $a_1 = a_2 > 0$, $a_3 = 0$ with positive Cosserat couple modulus $\mu_c > 0$,

Model-VI: Thermoelastic relaxed micromorphic model having $a_1 = a_2 > 0$, $a_3 = 0$ with zero Cosserat couple modulus $\mu_c = 0$.

The various dispersion curves obtained have been depicted graphically through Figures 1-7.

Figure 1(a) depicts the dispersion curves corresponding to longitudinal acoustic (LA) and longitudinal optic (LO) modes, while Figure 1(b) depicts that of corresponding to transverse acoustic (TA) and transverse optic (TO) modes. Figure 1(c) represents the dispersion curve of uncoupled optic modes in the relaxed thermo-micromorphic model-I with positive Cosserat couple modulus $\mu_c > 0$. Figure 2 depicts the zooming view of the first LA branch. It can be observed from Figure 1(a) that there exist two LA branches and three LO branches. One of the two LA branches is less dispersive than the other branch. The graph of this LA branch has been depicted separately through Figure 2, which shows that it is dispersive but less dispersive relative to the other LA branch. We also note that all the three LO branches are significantly dispersive. The cut-off frequencies of LO₁, LO₂ and LO₃ branches are 2.4495×10^5 rad/s, 2.9665×10^5 rad/s and 4.5826×10^5 rad/s, respectively. From Figure 1(b), we note that there is only one TA branch and two TO branches having cut-off frequencies, namely, 2.4495×10^5 rad/s and 2.9665×10^5 rad/s. This model can be compared with that of Madeo et al. [22] in contrast with thermal effects. First and foremost, it can be seen that the presence of thermal field in

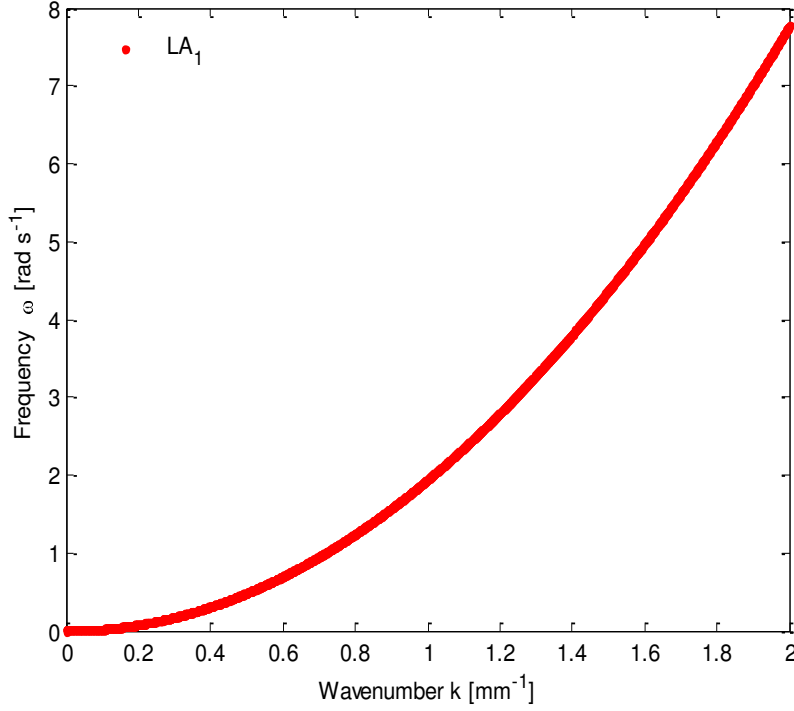


Figure 2: Zooming of first LA branch

the model of Madeo et al. [22] gives rise to (i) a new dispersion curve and (ii) transforms an uncoupled mode to a coupled longitudinal mode. The new dispersion curve corresponds to an LA mode and the uncoupled TRA branch of Madeo et al. [22] transforms into a coupled first LO branch. There remains only one uncoupled TSO-TCVO branch. Note that the frequency band gap which arose in Madeo et al. [22] is not at all influenced by the thermal field. Figure 3 depicts the dispersion curves of various existing waves in Model-II. The effect of the Cosserat couple modulus μ_c on the dispersion curves can be noticed by comparing the respective graphs of Figures 1 and 3. On comparing these figures, one can notice that the presence of the Cosserat couple modulus μ_c is solely responsible for frequency band gaps. On comparing Figure 1(a) with Figure 3(a), it is seen that there exist three-LO and two-LA branches for positive Cosserat couple modulus $\mu_c > 0$, while there exist two-LO and three-LA branches for zero Cosserat couple modulus $\mu_c = 0$. A similar phenomena is seen while comparing Figure 1(b) with Figure 3(b). On comparing Figure 1(c) with Figure 3(c), we see that there are no effects of the Cosserat couple modulus μ_c on TSO-TCVO branches same expression of the frequency given through (6.12) is independent of the Cosserat couple modulus μ_c .

Figures 4 and 5 depict the dispersion curves of various acoustic and optic modes respectively, for Models-III and IV. From Figure 4, it is noted that there exists a band gap in Model-III, while no band gap is observed in Model-IV.

Figures 6 and 7 depict the dispersion curves of various existing waves in Model-V and Model-VI, respectively. The effects of the Cosserat couple modulus μ_c on the dispersion curves can be noticed by comparing the respective graphs of Figures 6 and 7. On comparing these figures, one can notice that the presence of the Cosserat couple modulus μ_c is solely responsible for frequency band gap. On comparing Figure 6(a) with Figure 7(a), it is seen that there exist three-LO and two-LA branches for the Cosserat couple modulus $\mu_c > 0$, while there exist two-LO and three-LA branches for zero Cosserat couple modulus $\mu_c = 0$. A similar phenomena is seen while comparing Figure 6(b) with Figure 7(b). On comparing Figure

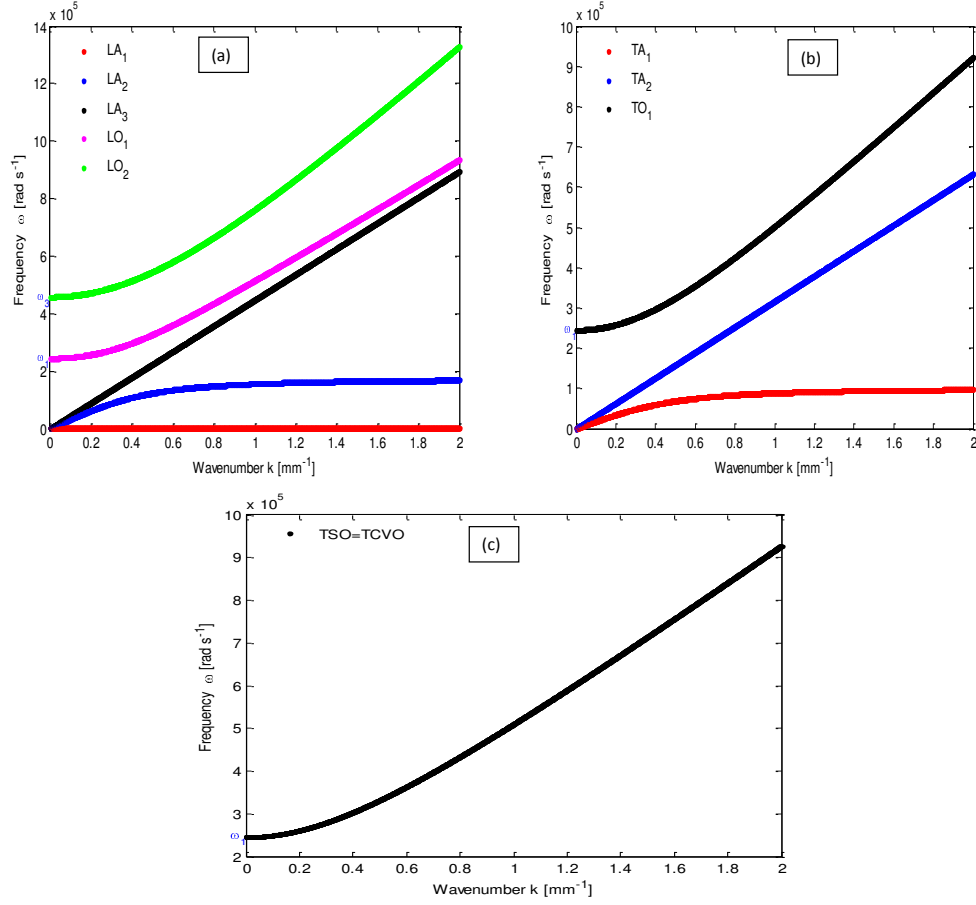


Figure 3: Dispersion curves in the thermoelastic relaxed micro-morphic model having $a_1 = a_2 > 0$, $a_3 = \frac{a_1}{3}$ with zero Cosserat couple modulus $\mu_c = 0$. [(a) Longitudinal branches, (b) Transverse branches, (c) Uncoupled Optic branch]

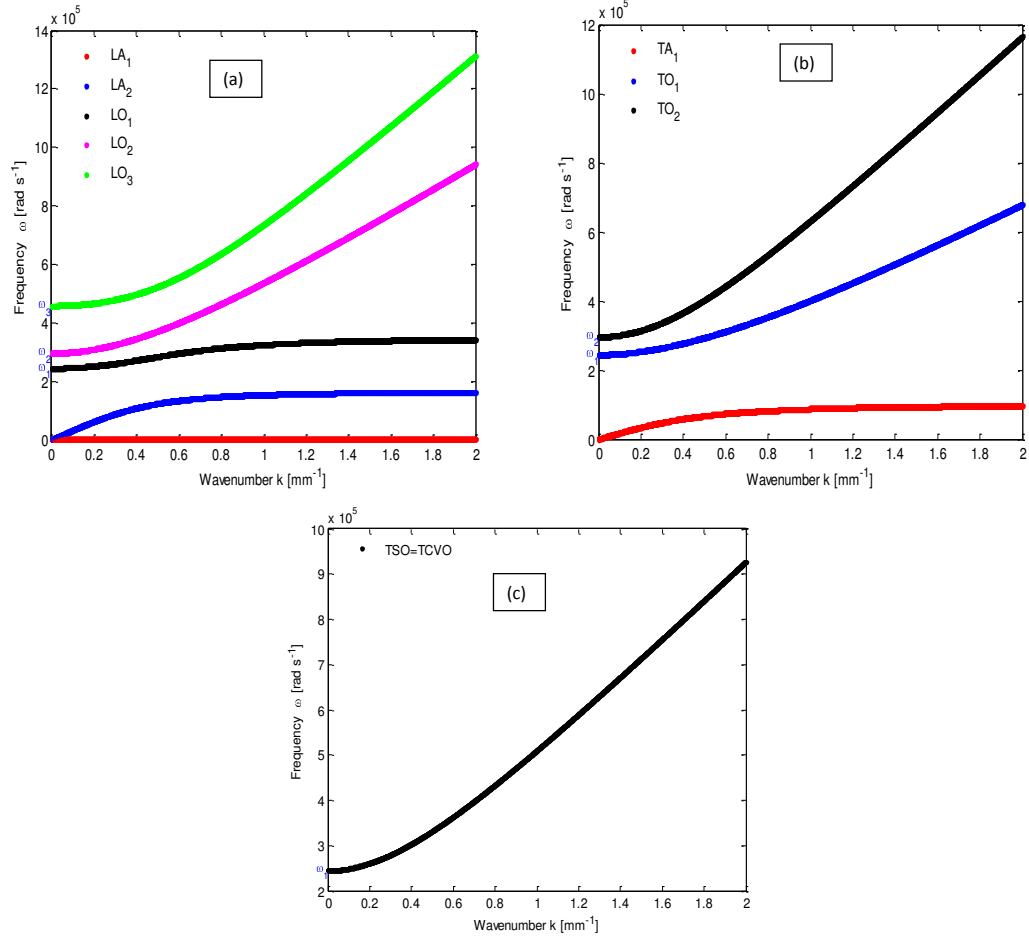


Figure 4: Dispersion curves in the thermoelastic relaxed micro-morphic model having $a_1 > 0, a_2 = 0, a_3 = \frac{a_1}{3}$ with positive Cosserat couple modulus $\mu_c > 0$. [(a) Longitudinal branches, (b) Transverse branches, (c) Uncoupled Optic branch]

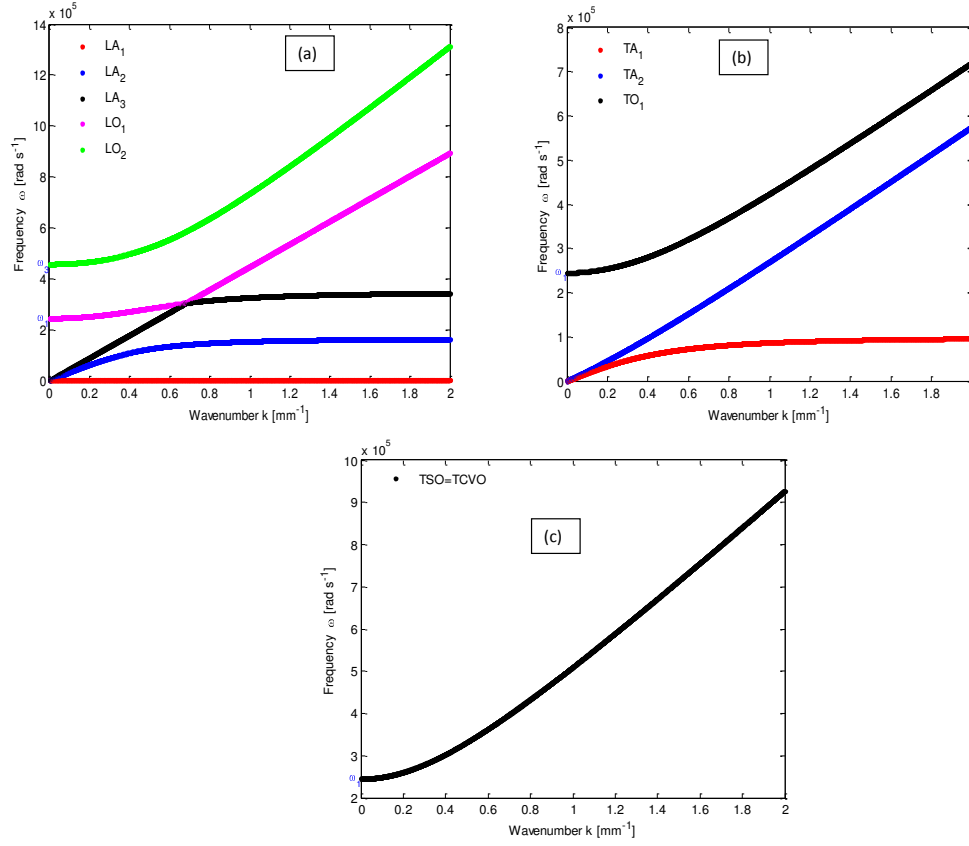


Figure 5: Dispersion curves in the thermoelastic relaxed micro-morphic model having $a_1 > 0, a_2 = 0, a_3 = \frac{a_1}{3}$ with zero Cosserat couple modulus $\mu_c = 0$. [(a) Longitudinal branches, (b) Transverse branches, (c) Uncoupled Optic branch]

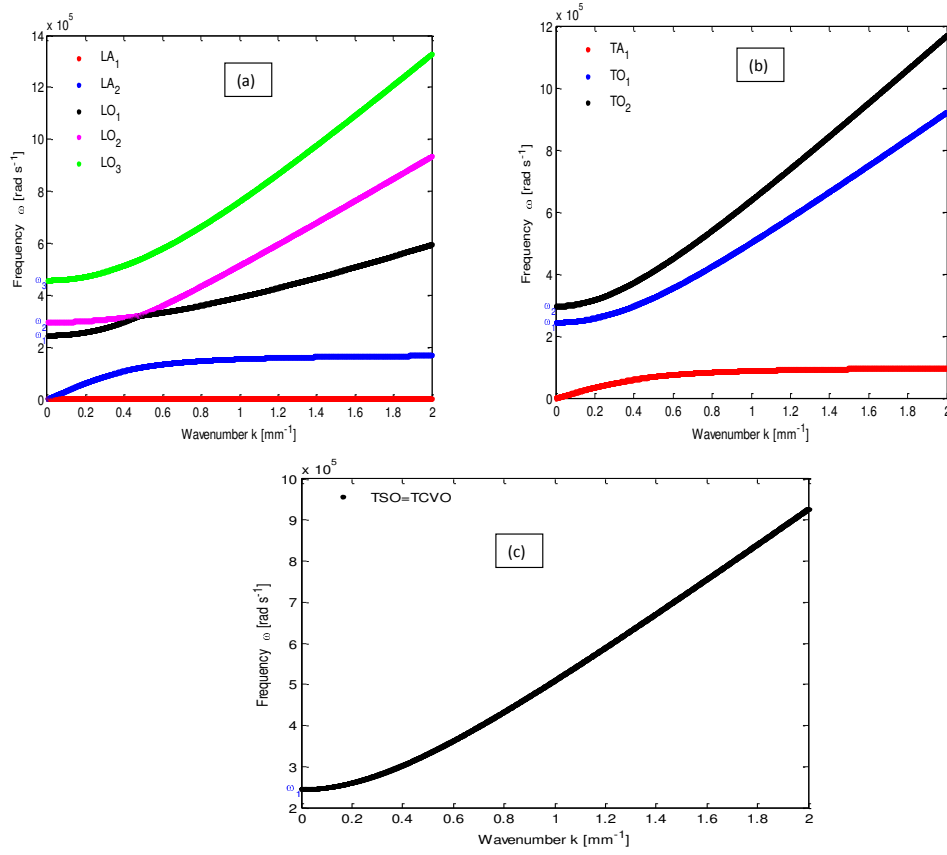


Figure 6: Dispersion curves in the thermoelastic relaxed micro-morphic model having $a_1 = a_2 > 0$, $a_3 = 0$ with positive Cosserat couple modulus $\mu_c > 0$. [(a) Longitudinal branches, (b) Transverse branches, (c) Uncoupled Optic branch]

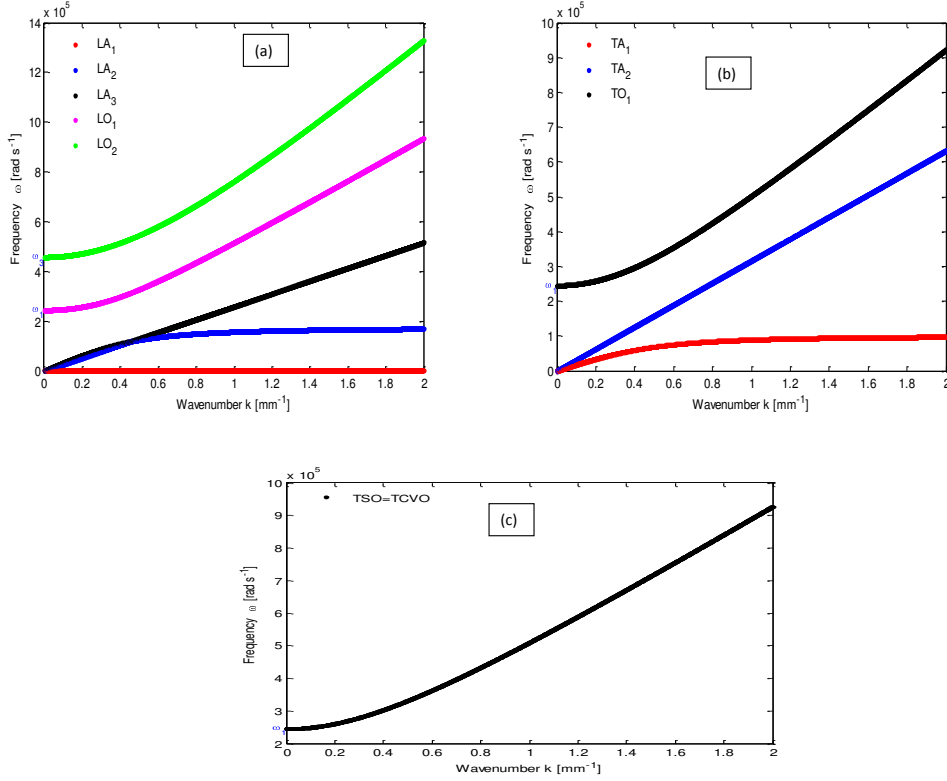


Figure 7: Dispersion curves in the thermoelastic relaxed micro-morphic model having $a_1 = a_2 > 0$, $a_3 = 0$ with zero Cosserat couple modulus $\mu_c = 0$. [(a) Longitudinal branches, (b) Transverse branches, (c) Uncoupled Optic branches]

6(c) with Figure 7(c), we see that there are no effects of the Cosserat couple modulus μ_c on TSO-TCVO branches.

9 Conclusions

The dispersion behavior of the various waves in the thermoelastic relaxed micromorphic medium has been analyzed under four different scenarios. It has been found that:

- (i) the thermal effects give rise to new wave and generate coupling with longitudinal waves.
- (ii) the new wave arising due to thermal effects is dispersive.
- (iii) the models with positive Cosserat couple modulus model $\mu_c > 0$ contain band gaps and are found to be the same as in the Madeo et al. [22] model.
- (iv) the models with zero Cossearat couple modulus $\mu_c = 0$ contain no band gap.
- (v) the transverse rotational acoustic wave of Madeo et al. [22] transforms into a longitudinal wave due to thermal effects.

References

- [1] A. Aivaliotis, A. Daouadji, G. Barbagallo, D. Tallarico, P. Neff, and A. Madeo. “Low-and high-frequency Stoneley waves, reflection and transmission at a Cauchy/relaxed micromorphic interface”. *arXiv preprint arXiv:1810.12578* (2018).
- [2] G. Barbagallo, A. Madeo, M. V. d’Agostino, R. Abreu, I.-D. Ghiba, and P. Neff. “Transparent anisotropy for the relaxed micromorphic model: macroscopic consistency conditions and long wave length asymptotics”. *International Journal of Solids and Structures* 120 (2017). Pp. 7–30.
- [3] G. Barbagallo, D. Tallarico, M. V. D’Agostino, A. Aivaliotis, P. Neff, and A. Madeo. “Relaxed micromorphic model of transient wave propagation in anisotropic band-gap metastructures”. *to appear in International Journal of Solids and Structures* (2019).
- [4] E. Cosserat and F. Cosserat. “Théorie des corps déformables”. *Librairie Scientifique A. Hermann et fils* (Paris 2009).
- [5] M. V. d’Agostino, G. Barbagallo, I.-D. Ghiba, B. Eidel, P. Neff, and A. Madeo. “Effective description of anisotropic wave dispersion in mechanical metamaterials via the relaxed micromorphic model”. *arXiv preprint arXiv:1709.07054* (2017).
- [6] M. V. d’Agostino, G. Barbagallo, I.-D. Ghiba, A. Madeo, and P. Neff. “A panorama of dispersion curves for the weighted isotropic relaxed micromorphic model”. *Zeitschrift für Angewandte Mathematik und Mechanik* 97.11 (2017). Pp. 1436–1481.
- [7] A. C. Eringen. “Balance laws of micromorphic mechanics”. *International Journal of Engineering Science* 8.10 (1970). Pp. 819–828.
- [8] A. C. Eringen. *Microcontinuum field theories: I. Foundations and Solids*. Springer, 2012.
- [9] A. C. Eringen and W. D. Claus Jr. “A micromorphic approach to dislocation theory and its relation to several existing theories”. *Fundamental Aspect of Dislocation Theory, Spec. Publ.* 1 (1970). Ed. by J. A. Simmons, R de Wit, and R Bullough. Pp. 1023–1040.
- [10] A. C. Eringen and E. Suhubi. “Nonlinear theory of simple micro-elastic solids—I”. *International Journal of Engineering Science* 2.2 (1964). Pp. 189–203.
- [11] C. Găleş. “On the nonlinear theory of micromorphic thermoelastic solids”. *Mathematical Problems in Engineering* (2010). Pp. 1–16.
- [12] I.-D. Ghiba, P. Neff, A. Madeo, L. Placidi, and G. Rosi. “The relaxed linear micromorphic continuum: existence, uniqueness and continuous dependence in dynamics”. *Mathematics and Mechanics of Solids* 20.10 (2015). Pp. 1171–1197.
- [13] G. Grioli. “Elasticità asimmetrica”. *Annali di Matematica Pura ed Applicata* 50.1 (1960). Pp. 389–417.
- [14] W. Günther. “Zur Statik und Kinematik des Cosseratschen Kontinuums”. *Abh. Braunschweig. Wiss. Ges* 10.213 (1958). Pp. 1–10.
- [15] M Hlaváček. “A continuum theory for isotropic two-phase elastic composites”. *International Journal of Solids and Structures* 11.10 (1975). Pp. 1137–1144.
- [16] D. Iesan. “On a theory of micromorphic elastic solids with microtemperatures”. *Journal of Thermal Stresses* 24.8 (2001). Pp. 737–752.
- [17] D. Iesan. “On the micromorphic thermoelasticity”. *International Journal of Engineering Science* 40.5 (2002). Pp. 549–567.
- [18] J. Jeong and P. Neff. “Existence, uniqueness and stability in linear Cosserat elasticity for weakest curvature conditions”. *Mathematics and Mechanics of Solids* 15.1 (2010). Pp. 78–95.
- [19] J. Jeong, H. Ramézani, I. Münch, and P. Neff. “A numerical study for linear isotropic Cosserat elasticity with conformally invariant curvature”. *Zeitschrift für Angewandte Mathematik und Mechanik: Applied Mathematics and Mechanics* 89.7 (2009). Pp. 552–569.
- [20] A. Madeo, G. Barbagallo, M. V. d’Agostino, L. Placidi, and P. Neff. “First evidence of non-locality in real band-gap metamaterials: determining parameters in the relaxed micromorphic model”. *Proceedings of the Royal Society A* 472.2190 (2016). Pp. 1–21.
- [21] A. Madeo, P. Neff, I.-D. Ghiba, L. Placidi, and G. Rosi. “Band gaps in the relaxed linear micromorphic continuum”. *Zeitschrift für Angewandte Mathematik und Mechanik* 95.9 (2015). Pp. 880–887.
- [22] A. Madeo, P. Neff, I.-D. Ghiba, L. Placidi, and G. Rosi. “Wave propagation in relaxed micromorphic continua: modeling metamaterials with frequency band-gaps”. *Continuum Mechanics and Thermodynamics* 27.4-5 (2015). Pp. 551–570.
- [23] A. Madeo, P. Neff, I.-D. Ghiba, and G. Rosi. “Reflection and transmission of elastic waves in non-local band-gap metamaterials: a comprehensive study via the relaxed micromorphic model”. *Journal of the Mechanics and Physics of Solids* 95 (2016). Pp. 441–479.

- [24] R. D. Mindlin. “Micro-structure in linear elasticity”. *Archive for Rational Mechanics and Analysis* 16.1 (1964). Pp. 51–78.
- [25] P. Neff, I.-D. Ghiba, A. Madeo, L. Placidi, and G. Rosi. “A unifying perspective: the relaxed linear micromorphic continuum”. *Continuum Mechanics and Thermodynamics* 26.5 (2014). Pp. 639–681.
- [26] P. Neff and J. Jeong. “A new paradigm: the linear isotropic Cosserat model with conformally invariant curvature energy”. *Zeitschrift für Angewandte Mathematik und Mechanik* 89.2 (2009). Pp. 107–122.
- [27] P. Neff, A. Madeo, G. Barbagallo, M. V. d’Agostino, R. Abreu, and I.-D. Ghiba. “Real wave propagation in the isotropic-relaxed micromorphic model”. *Proceedings of the Royal Society A* 473.2197 (2017). Pp. 1–24.
- [28] R. A. Toupin. “Elastic materials with couple-stresses”. *Archive for Rational Mechanics and Analysis* 11.1 (1962). Pp. 385–414.
- [29] R. A. Toupin. “Theories of elasticity with couple-stress”. *Archive for Rational Mechanics and Analysis* 17.2 (1964). Pp. 85–112.
- [30] C. Truesdell and R. Toupin. “The classical field theories”. *Prinzipien der Klassischen Mechanik und Feldtheorie*. Springer, 1960.