

Distortion Robust Image Classification with Deep Convolutional Neural Network based on Discrete Cosine Transform

Md Tahmid Hossain Shyh Wei Teng Dengsheng Zhang Suryani Lim Guojun Lu

School of Science, Engineering and Information Technology

Federation University, Gippsland Campus, Churchill, VIC 3842, Australia

{mt.hossain, shyh.wei.teng, dengsheng.zhang, suryani.lim, guojun.lu}@federation.edu.au

Abstract

State of the art CNN models for image classification are found to be highly vulnerable to image quality degradation. It is observed that even a small amount of distortion introduced in an image in the form of noise or blur severely hampers the performance of these CNN architectures. Most of the work in the literature strive to mitigate this problem simply by fine-tuning a pre-trained model on mutually exclusive or union set of distorted training data. This iterative fine-tuning process with all possible types of distortion is exhaustive and struggles to handle unseen distortions. In this work, we propose DCT-Net, a Discrete Cosine Transform based module integrated into a deep network which is built on top of VGG16 [1]. The proposed DCT module operates during training and discards input information based on DCT coefficients which represent the contribution of sampling frequencies. We show that this approach enables the network to be trained at one go without having to generate training data with different type of expected distortions. We also extend the idea of traditional dropout and present a training adaptive version of the same. During tests, we introduce Gaussian blur, motion blur, salt and pepper noise, Gaussian white noise and speckle noise to CIFAR10, CIFAR-100 [2] and ImageNet [3] dataset. We evaluate our deep network on these benchmark databases and show that it not only generalizes well to a variety of image distortions but also outperforms state-of-the-art.

1. Introduction

Back-propagation and gradient based learning [4,5] ushered a new era in the field of machine learning and artificial intelligence. The ImageNet challenge [6] has induced a number of new image classification architectures starting from AlexNet [7] to even deeper networks like ZFNet [8], VGGNet [1], ResNet [9], GoogleNet [10]. However, these deep networks are found to be susceptible to image distortion as far as classification is concerned [11–16]. It is observed that adding a little amount of distortion in the test-set leads the network to misclassify an object as something else with surprisingly high confidence: some as high as 99.99% [13]. Figure 1 provides further visual evidence of











Original	Distorted	VGG16	Proposed DCT-Net
		Matchstick ✗	Table Lamp ✓
		Television ✗	Hammer ✓
		Jigsaw Puzzle ✗	Container Ship ✓
		Ambulance ✗	Fire Truck ✓
		Nail ✗	Banjo ✓

Figure 1. VGG16 fails to correctly classify degraded images while the proposed DCT-Net predicted the class labels accurately. Type of distortion from top to bottom: Gaussian Blur, Motion Blur, Salt and Pepper noise, Gaussian Noise and Speckle noise.




Figure 2. Sample output of DCT module. Each input is transformed into frequency domain via forward DCT and information is discarded in increasing magnitude from left to right with DCT frequency coefficient threshold set to 0 (L), 25 (M) and 50 (R). Lower and upper left ones are original image since 0 threshold does not discard any information from original image. Inverse DCT reconstructs the image from remaining coefficients. It should be noted that the images do not lose overall object structure. The sample pair belongs to ImageNet with class label Banjo (Top) and Impala (Bottom).

this claim as VGG16 fails to correctly predict class labels of a set of distorted input. The above-mentioned popular CNN models are reported to exceed human performance level on ImageNet [3]. However, In a number of instances, the subject of an image is easily recognizable by human but these CNN models fail to correctly classify in presence of negligible distortion (Figure 1). Most of the work in the literature tackle this problem by data augmentation or fine-tuning networks with mutually exclusive training image of chosen distortion. While it does increase the accuracy of the network, this does not perform better than models trained on a single distortion type [12]. Moreover, the fact that the network has to be fine-tuned on all possible distorted image data separately makes it even more undesirable. All these facts culminate to a couple of intriguing questions.

(a) *Is it possible to achieve such a network that will be robust to image degradation or distortion after being trained only once on the original training data?*

(b) *Is it possible to achieve such a network that will be unaware of any explicit distortion type and still be generally robust enough to encounter unseen type of distortions?*

In this work, We propose Discrete Cosine Transform based deep network DCT-Net which significantly increases the deep network’s invariance to a variety of image distortions. We show that after the input is transformed into frequency domain, dropping DCT coefficients or certain frequency components help the deep network to learn a more robust representation of the training images leading

to a quality invariant CNN. The input diversity stemming from the integrated DCT module provides an assorted visual representation of the training data and the network eventually gets to learn features from a wide array of variants of a single image. DCT-Net no longer heavily relies on minute image details for learning and therefore when faced with a degraded version of an image, it can still classify correctly.

Gaussian noise and blur are the two most common forms of image quality degradation. In addition to these two, we evaluate our network on salt and pepper noise, motion Blur and speckle noise. Speckle noise is often inherent to sound/electromagnetic wave based imaging systems but has similarity to Gaussian granular noise [17].

This paper is organized as follows: Section 2 sheds light on our motivation behind this work. Section 3 discusses related works. In Section 4, we introduce and formulate the proposed DCT-Net with adaptive dropout. In Section 5, we provide a performance comparison of existing works with our proposed approach. Section 6 concludes this paper.

2. Motivation

Most of the well established deep networks (AlexNet [7], ResNet [9], GoogleNet [10], VGG16 [1]) presume that the input images are of artifact-free, high quality and both the training and test datasets of these networks reflect this assumption. However, in real-life scenarios, images can get distorted during acquisition, transmission or even by deliberation. For example, while capturing, image sensor can exhibit noise in low light conditions. Motion/Gaussian blur can occur if the camera or subject is moving/shaking or due to focusing error. In transmission, packet-loss can potentially result in missing regions of the image, noise, or missing frequencies, depending on how the image is encoded. Moreover, there are situations where surveillance images are taken in challenging conditions (low light, rain, snow, fast moving object etc.) or the device used is of substandard quality resulting in degraded visual data. Additionally, with the advent of a wide range of cellular phones and hand-held devices, the requirement of high-quality imagery to perform different computer vision related tasks may need to be relaxed.

Distortion or substandard image quality can also degrade the performance of a CNN based system in other computer vision tasks as well e.g. object detection, image retrieval, image registration, segmentation and even more complex tasks like autonomous car driving, facial recognition-based security systems etc.

All these facts inspired us to explore ways of overcoming the drawbacks of traditional CNN. Our proposed DCT-Net’s aim is to solve this issue by learning a more robust representation of the training data. Since noise and blur distortions

cause the greatest degradation in convolutional neural network’s performance [12, 14, 18], we focus on these two in this work while testing. We have found that training the deep network with DCT module enables our deep network to perform well on unseen distortions and thereby achieves substantial invariance against quality degradation.

The DCT module transforms each input image to frequency domain via Discrete Cosine Transform [19, 20]. In order to discard input information and image details, DCT module eliminates certain DCT coefficients based on a randomly chosen threshold. The random threshold value X is selected from a standard uniform distribution of integers where, $X \sim U[0, 50]$. When the threshold value happens to be 0, the image does not get transformed at all and is fed forward in the input’s original form. Values close to 50, on the other hand, removes considerable detail from the image. It is worth noting that most of the discarded DCT coefficients belong to extremely high frequency information and therefore discarding them contributes to loss of image details as depicted in figure 2. Since the DCT based drop of input information or image details is random for each image, every epoch of our deep network’s training process yields a different representation of each original training input. The input diversity induced by the DCT module ameliorates the learning process and enables the network to excel when tested on unseen distortions. The process is explained elaborately in section 4.

3. Related Work

Despite the deep network’s vulnerability to small image perturbations [13, 15] or quality degradation [11], not a lot has been done to solve this problem. A simple approach to add robustness to neural networks is to fine-tune the network on images with the expected distortions. [21] show that this approach works well for blurred images. They achieve satisfactory performance on clean and blurred testsets and their training data consists of half clean and half blurred images. Similarly, [22] show the effectiveness of fine-tuning for both noisy and blurry images. Interestingly, the model trained on both noise and blur has a much higher error rate than the average error rate of models trained only on noise and blur when these latter models are tested on their respective distorted or degraded testsets. Our results section shed further light on this aspect. [12] propose a mixture of experts-based model for image classification (MixQualNet) that are more robust to distorted data than single fine-tuned models. Their proposed network architecture consists of expert networks where the experts are trained for particular distortion types and a gating network that is trained to select among the experts. This model shows better performance compared to [21, 22]. However, MixQualNet is effectively a complex ensemble of N number of identical CNN models where N is the number of dis-

tortion types the model is trained on. This already parameter heavy model has 1 million additional gating network parameters all resulting in a sluggish training process. [23] propose a system that modifies a neural network with additional layer or channel [14] that serve to undistort the image by denoising and deblurring. For these reconstructed images, further fine-tuning of a deep neural network is performed. The method has prior knowledge of camera noise and blurring parameters, but for general applications (e.g. images from the internet) the camera parameters may not be available. This drawback greatly limits the feasibility of the method.

4. DCT-Net

In this section, we introduce our proposed DCT-Net which takes the form of a VGG16 [1] architecture with the integration of the DCT module and training adaptive dropout. We make use of Discrete Cosine Transform to select and eliminate a set of frequencies from each of the training image. The results section will quantitatively demonstrate that once trained, the proposed DCT-Net not only achieves considerable robustness against a variety of quality degraded testset but also maintains consistent performance on clean or original data.

4.1. Discrete Cosine Transform

Discrete cosine Transform is a widely used technique to analyze signal in frequency domain. it has found its way into numerous applications, from lossy compression of audio (e.g. MP3) and image (e.g. JPEG) to spectral methods for the numerical solution of partial differential equations. To perform The Forward DCT (FDCT) in standard JPEG compression [24], each image is divided into 8×8 blocks which is effectively a 64-point discrete signal. However, it is found that this block-wise DCT operation may lead to undesired properties like blocking artifacts [25, 26]. Therefore, we consider only one block with dimensions equivalent to the height (H) and width (W) of the original input image. FDCT takes $H \times W$ signal as its input and outputs the corresponding basis-signal amplitudes or DCT coefficients. The DCT coefficient values can thereby regarded as the relative amount of the 2D spatial frequencies contained in original input signal which is an image in our case. One of the most important features of FDCT is that it concentrates most of the signal energy in a few transformed DCT coefficients in the lower spatial frequencies [24, 27]. In another way, the number of DCT coefficients with substantially high magnitude is very low and the smaller coefficients are far greater in number. More often than not, a natural image contains bulk of its information represented in lower frequencies. Higher frequencies generally encode sharp changes that add extremely fine detail in the image.

There are a number of ways to perform DCT in the literature [28]. However, we make use of Fast Cosine Transform (FCT) [19, 20] because of its computational efficiency ($N \log N$). We make use of equation 1 on an input image A for FDCT and equation 2 for Inverse DCT (IDCT) to obtain the reconstructed image B.

$$B_{pq} = \alpha_p \alpha_q \sum_{m=0}^{M-1} \sum_{n=0}^{N-1} A_{mn} \cos \frac{\pi(2m+1)p}{2M} \cos \frac{\pi(2n+1)q}{2N},$$

$$0 \leq p \leq M-1, 0 \leq q \leq N-1 \quad (1)$$

Where,

$$\alpha_p = \begin{cases} \sqrt{\frac{1}{M}}, & p = 0. \\ \sqrt{\frac{2}{M}}, & 1 \leq p \leq M-1 \end{cases}$$

$$\alpha_q = \begin{cases} \sqrt{\frac{1}{N}}, & q = 0. \\ \sqrt{\frac{2}{N}}, & 1 \leq q \leq N-1 \end{cases}$$

And the Inverse DCT (IDCT) is performed by:

$$A_{mn} = \sum_{p=0}^{M-1} \sum_{q=0}^{N-1} \alpha_p \alpha_q B_{pq} \cos \frac{\pi(2m+1)p}{2M} \cos \frac{\pi(2n+1)q}{2N},$$

$$0 \leq m \leq M-1, 0 \leq n \leq N-1 \quad (2)$$

Where,

$$\alpha_p = \begin{cases} \sqrt{\frac{1}{M}}, & p = 0. \\ \sqrt{\frac{2}{M}}, & 1 \leq p \leq M-1 \end{cases}$$

$$\alpha_q = \begin{cases} \sqrt{\frac{1}{N}}, & q = 0. \\ \sqrt{\frac{2}{N}}, & 1 \leq q \leq N-1 \end{cases}$$

Here M and N are the row and column size of the input and output image respectively.

4.2. DCT Module Integration

As depicted in Figure 4, DCT module in the DCT-Net transforms each of the training image using FDCT and produces a set of DCT coefficients. A uniform random variable X is chosen from the range 0 to 50 ($X \sim U[0, 50]$) which is effectively a random DCT coefficient threshold value. All the DCT coefficients lying under the chosen threshold are turned zero. From a superficial point of understanding, when the random threshold is equal to or close to 0, the input image undergoes very little or no transformation at all which means there is hardly any drop of input information. On the contrary, if the random threshold happens to be a large number which is close to 50, this thresholding step removes most of the high frequencies from an image and leaves most of the lower frequencies intact along with the DC component. Since a large part of the signal strength is



Figure 3. Five progressively distorted sample test image pairs from ImageNet testset. (a) Gaussian Blur (b) Gaussian Noise (c) Motion Blur (d) Speckle (e) Salt & Pepper. Networks are tested against these five types of quality degradation.

stored in the lower spectrum, the loss of information takes away mostly sharp changes and finer details of the image pertaining to different edges and contours. Along with the omission of most of the high frequencies, some of the lower frequencies with little visual impact on the input signal are also discarded in the process. It is worth noting that while thresholding is done, absolute values of the coefficients are considered. Inverse DCT or IDCT is performed on the remaining DCT coefficients to reconstruct the transformed image. This DCT transformed image is then fed forward to the first convolutional layer. The proposed DCT module is parameter free and no backpropagation based learning takes place within this module. Once the deep network is trained, this module is removed from the network and test input im-

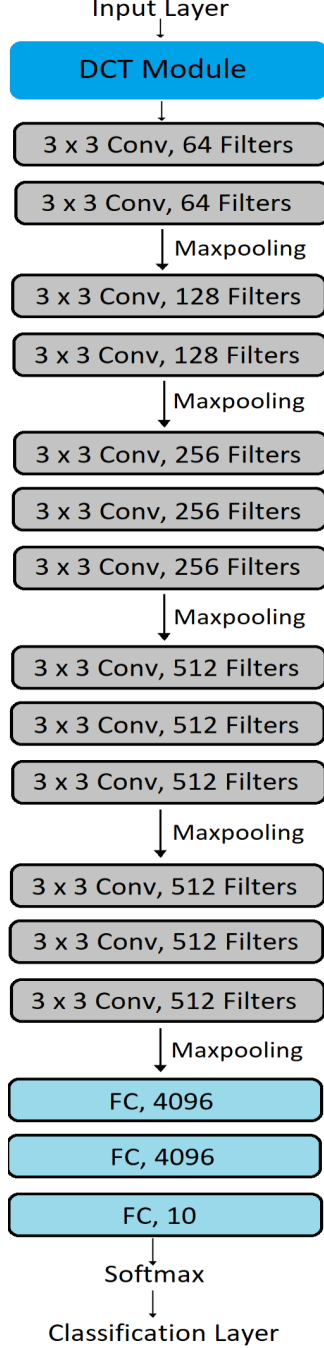


Figure 4. Proposed DCT-Net architecture based on VGG16 [1]. ReLU [29] is used as activation function followed by each convolutional layer and the fully connected layer apart from the last one. Adaptive dropout is used only in fully connected layer. The parameter free DCT module followed by the input layer is responsible for transforming the input according to Algorithm 1. By discarding information, this module generates a wide range of representations of each image during training.

ages directly enter into the first convolutional layer. Figure 2 depicts a sample image pair of DCT transformed training data from ImageNet. It can be visually observed that higher the threshold value, greater the loss of information or image detail as well.

4.3. Test Data

We add Gaussian noise to an image with variance ranging from 0.1 to 0.5. For Gaussian blur kernel, the standard deviation used is between 0 to 5 for CIFAR10/100 and 0 to 10 for ImageNet. Salt and pepper noise is replicated by turning on and off pixels with a predefined probability. We add salt and pepper noise to an image pixel with probability varying from 0 to 0.5. For motion blur kernel in CIFAR10/100, we use motion angle range between 0 to 22.5 degree because of the small spatial size of the dataset. The number of pixels is set to 10 as linear motion parameter. As the spatial dimension is greater in ImageNet, we use a motion angle range of 0 to 45 degree with number of pixels set to 15 as linear motion parameter. We add multiplicative speckle noise to an image I and produce a noisy image J , where $J = I + n * I$, n is uniformly distributed random noise. Variance ranging from 0.1 to 0.5 is used for speckle noise. All the test images are tested at five different distortion levels uniformly chosen from the defined range of distortions. A set of sample test image pairs with above mentioned distortions can be seen in figure 3.

4.4. Deep Network

VGG16 is found to be most resilient against image degradation [12, 30]. Therefore, we employ this particular CNN model as the base of our proposed DCT-Net. All the weights are initialized on ImageNet training set. Dropout is a well known technique to counter the effect of data overfitting [31]. We extend the idea of dropout and deploy an adaptive version of it during training. The dropout probability P is nominated from a range of [0.1 - 0.5] with smallest increment unit of 0.1. It only comes into effect when the network seem to converge to training data and the possibility of overfitting is eminent. Adaptive dropout is deployed with initial value 0.1 when minibatch training accuracy reaches and stays above 80% for an entire epoch. The dropout probability P is updated depending on the remaining number of epochs which is divided into five equal intervals. As the training proceeds forward, P increases in each of the five epoch intervals by 0.1.

Because of the smaller image dimensions in CIFAR10/100, we modified the input layer from $224 \times 224 \times 3$ to $32 \times 32 \times 3$ and to maintain regularity of the network, the dimensions of first and second fully connected layers are reduced to 512 from 4096. We use stochastic gradient descent (sgd) with momentum value 0.9 and data shuffling before every epoch while fine-tuning. we have used 40 epochs

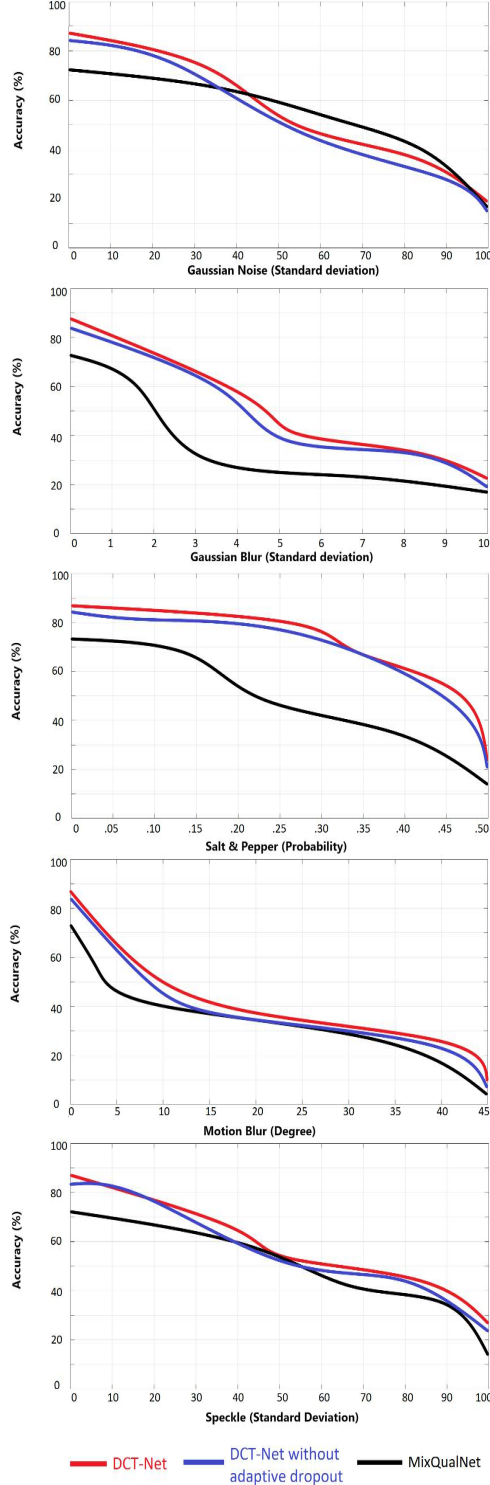


Figure 5. Performance comparison of MixQualNet [12], DCT-Net with and without adaptive dropout in five distorted versions of the ImageNet testset.

with minibatch size set to 128. Initial learning rate was set to 0.01. We make use of proposed adaptive dropout and L2 regularization to counter overfitting [32, 33].

Algorithm 1 : DCT Module

Input: Image RGB ($H \times W \times C$)

Output: DCT transformed image D ($H \times W \times C$)

```

1:  $I = \text{rgb2Ycbr}(RGB)$ 
2: for all channels  $c = 1$  to  $C$  do
3:    $DCT\_Coeffs[c] = \text{DCT}(I)$ , using equ. 1
4:    $Abs\_DCT\_Coeffs[c] = \text{ABS}(DCT\_Coeffs[c])$ 
5:    $X = \text{Uniform\_Random\_Threshold}(0, 50)$ 
6:   for all  $DCT\_Coeffs[c] < X$  do
7:      $DCT\_Coeffs[c] = 0$ 
8:   end for
9:    $O[c] = \text{IDCT}(DCT\_Coeffs[c])$  using equ. 2
10: end for
11:  $D = \text{Ycbr2rgb}(O)$ 

```

5. Results

5.1. Datasets

We consider CIFAR10, CIFAR-100 [2] and ImageNet [3] as our benchmark datasets. The CIFAR-10 dataset consists of 60000 32x32 colour images in 10 classes, with 6000 images per class. The split is 50000 training images and 10000 test images. CIFAR-100 on the other hand has 100 classes containing 600 images each. There are 500 training images and 100 testing images per class. Dimension of these images are same as CIFAR-10. As far as ImageNet is concerned, there are 1000 object classes and approximately 1.2 million training images, 50 thousand validation images and 100 thousand test images. For evaluation, testset of these benchmark databases are distorted following the process described in section 4.

5.2. Performance Comparison

We refer our model as DCT-Net in this work which is based on a VGG16 architecture with adaptive dropout. We denote M_{clean} as the VGG16 network trained on the original clean dataset. M_{Gnoise} and M_{Gblur} [21] are the models fine-tuned on distorted Gaussian noise and blur containing training set respectively. M_{BN} [22] is the model which is fine-tuned on both Gaussian noise and blur. M_{All} is the VGG16 network fine-tuned on all five distortions mentioned in this work. Finally, MixQualNet is the ensemble of individual distortion expert models with a gating network proposed by [12].

Table 1 shows the classification accuracy comparison of these base models. All of the deep networks are tested against five increasing levels uniformly chosen between the specified minimum and maximum amount of corresponding

CIFAR-10							
CNN Model	Original	Gaussian Noise	Salt and Pepper Noise	Speckle Noise	Gaussian Blur	Motion Blur	Average Accuracy
M _{clean} (VGG16 [1])	88.43	40.53	42.60	45.10	61.43	56.35	55.74
M _{Gnoise}	65.50	62.91	59.10	54.32	23.50	20.36	47.60
M _{Gblur} [21]	68.84	29.33	30.25	38.36	73.36	50.51	48.44
M _{BN} [22]	83.36	59.06	51.87	55.08	69.36	52.98	61.95
M _{All}	80.54	57.95	<u>60.77</u>	63.12	68.14	59.20	64.95
MixQualNet [12]	81.56	<u>60.69</u>	58.99	57.36	70.26	62.89	65.29
DCT-Net _{NoAdaptiveDropout}	85.36	55.87	59.02	61.39	<u>76.41</u>	<u>68.51</u>	<u>67.76</u>
DCT-Net	<u>86.97</u>	57.06	61.23	<u>62.05</u>	77.15	70.91	69.23

CIFAR-100							
CNN Model	Original	Gaussian Noise	Salt and Pepper Noise	Speckle Noise	Gaussian Blur	Motion Blur	Average Accuracy
M _{clean} (VGG16 [1])	67.49	25.52	29.62	32.91	50.39	48.30	42.37
M _{Gnoise}	52.54	49.80	59.22	41.20	17.61	14.25	39.10
M _{Gblur} [21]	56.81	19.69	22.26	27.35	<u>62.37</u>	42.77	38.54
M _{BN} [22]	62.44	46.08	38.28	33.03	52.46	35.88	44.70
M _{All}	60.68	45.13	60.20	61.39	53.32	49.10	54.97
MixQualNet [12]	63.50	45.89	58.01	57.61	55.22	49.83	55.01
DCT-Net _{NoAdaptiveDropout}	64.30	44.11	<u>60.25</u>	60.39	62.32	<u>53.50</u>	<u>57.48</u>
DCT-Net	<u>65.39</u>	44.85	62.33	<u>60.65</u>	64.05	55.91	58.86

ImageNet							
CNN Model	Original	Gaussian Noise	Salt and Pepper Noise	Speckle Noise	Gaussian Blur	Motion Blur	Average Accuracy
M _{clean} (VGG16 [1])	92.60	32.45	15.32	24.98	29.53	25.67	36.76
M _{Gnoise}	49.60	55.31	40.21	33.55	11.95	10.66	33.55
M _{Gblur} [21]	55.36	16.24	18.91	22.63	39.88	30.69	30.62
M _{BN} [22]	75.77	<u>54.25</u>	42.30	38.65	30.14	27.85	44.83
M _{All}	74.12	49.22	45.35	44.22	38.32	<u>40.50</u>	48.79
MixQualNet [12]	72.85	50.68	49.63	47.34	39.33	34.98	49.14
DCT-Net _{NoAdaptiveDropout}	85.35	52.12	<u>50.66</u>	<u>50.30</u>	<u>42.25</u>	39.77	<u>53.41</u>
DCT-Net	<u>87.50</u>	52.98	51.30	50.98	43.90	41.32	54.66

Table 1. Performance comparison of different network architectures on the clean and distorted testset of CIFAR-10/100 and ImageNet. The best accuracy is displayed in bold and the second best is underlined.

type of image distortion. it is worth noticing that the models fine-tuned on one specific type of distortion e.g. M_{Gnoise} and M_{Gblur} [21] perform well on their specific distorted testset. However, they fail to generalize well to other type of distortions and also accuracy on the clean test data drops.

On the other hand, M_{BN} [22] achieves mediocre performance on all the testsets and could not surpass M_{Gnoise} and M_{Gblur} in their particular distortion testsets in any of the benchmark dataset. Moreover the performance of M_{BN} propels the belief that the poor performance of these networks on unseen distortion remains a major drawback.

M_{All} and MixQualNet [12] displays competitive results in a number of testsets but the rigid training image requirement with all possible distritions should be kept in mind.

The accuracy displayed by M_{All} and MixQualNet [12] seem to be similar across all three databases. The average accuracy of M_{All} and MixQualNet is 64.95%, 54.97%, 48.79% and 65.29%, 55.01%, 49.14% in CIFAR10, CIFAR100 and ImageNet respectively. This is consistent with the ways these networks are designed and trained. MixQualNet is basically an ensemble of expert networks trained on specific distortions augmented by a weight sharing gating network. M_{All}, on the other hand, is fine-tuned on those specific distortions with a single network.

Our proposed DCT-Net is found to amolieriate the standards and copes well with all types of image distortion outperforming contemporary models on average accuracy in all three datasets (69.23% in CIFAR-10, 58.86% in CIFAR-

100 and 54.66% in ImageNet). It also demonstrates consistent accuracy on each type of distortion that is introduced while negligible drop in performance on the original clean test data.

Figure 5 further sheds light on the performance of DCT-Net with and without adaptive dropout and MixQualNet [12] on ImageNet. It is visually evident that with increasing magnitude of distortion in the testset, all three networks struggle to maintain classification accuracy. DCT-Net displays better consistency under varied conditions which complements the results in Table 1.

6. Conclusion

We have proposed DCT-Net with adaptive dropout and shown that discarding part of the input signal based on Discrete Cosine Transform can enable the network to learn a strong feature representation of different objects. The introduced DCT module adds diversity to the training data by discarding input image detail in randomly chosen magnitude. In most cases, this loss of image detail does not affect the overall spatial structure of an object and therefore the network is forced to learn a more flexible representation of the training data. It does not heavily rely anymore on finer details for an object to be recognized and therefore becomes able to correctly classify degraded (noisy or blurry) images. Contrary to traditional exhaustive fine-tuning on different types of degraded imagery, our method can easily enable any existing network to become quality invariant with just one round of training which further adds to the contribution of this work.

References

- [1] K. Simonyan and A. Zisserman, “Very deep convolutional networks for large-scale image recognition,” *arXiv preprint arXiv:1409.1556*, 2014.
- [2] A. Krizhevsky and G. Hinton, “Learning multiple layers of features from tiny images,” tech. rep., Citeseer, 2009.
- [3] J. Deng, W. Dong, R. Socher, L.-J. Li, K. Li, and L. Fei-Fei, “Imagenet: A large-scale hierarchical image database,” in *Computer Vision and Pattern Recognition, 2009. CVPR 2009. IEEE Conference on*, pp. 248–255, Ieee, 2009.
- [4] Y. LeCun, B. E. Boser, J. S. Denker, D. Henderson, R. E. Howard, W. E. Hubbard, and L. D. Jackel, “Handwritten digit recognition with a back-propagation network,” in *Advances in neural information processing systems*, pp. 396–404, 1990.
- [5] Y. LeCun, L. Bottou, Y. Bengio, and P. Haffner, “Gradient-based learning applied to document recognition,” *Proceedings of the IEEE*, vol. 86, no. 11, pp. 2278–2324, 1998.
- [6] O. Russakovsky, J. Deng, H. Su, J. Krause, S. Satheesh, S. Ma, Z. Huang, A. Karpathy, A. Khosla, M. Bernstein, *et al.*, “Imagenet large scale visual recognition challenge,” *International Journal of Computer Vision*, vol. 115, no. 3, pp. 211–252, 2015.
- [7] A. Krizhevsky, I. Sutskever, and G. E. Hinton, “Imagenet classification with deep convolutional neural networks,” in *Advances in neural information processing systems*, pp. 1097–1105.
- [8] M. D. Zeiler and R. Fergus, “Visualizing and understanding convolutional networks,” in *European conference on computer vision*, pp. 818–833, Springer.
- [9] K. He, X. Zhang, S. Ren, and J. Sun, “Deep residual learning for image recognition,” in *Proceedings of the IEEE conference on computer vision and pattern recognition*, pp. 770–778.
- [10] C. Szegedy, W. Liu, Y. Jia, P. Sermanet, S. Reed, D. Anguelov, D. Erhan, V. Vanhoucke, and A. Rabinovich, “Going deeper with convolutions,” in *Proceedings of the IEEE conference on computer vision and pattern recognition*, pp. 1–9, 2015.
- [11] S. Dodge and L. Karam, “A study and comparison of human and deep learning recognition performance under visual distortions,” in *Computer Communication and Networks (ICCCN), 2017 26th International Conference on*, pp. 1–7, IEEE.
- [12] S. F. Dodge and L. J. Karam, “Quality robust mixtures of deep neural networks,” *IEEE Transactions on Image Processing*, vol. 27, no. 11, pp. 5553–5562, 2018.
- [13] A. Nguyen, J. Yosinski, and J. Clune, “Deep neural networks are easily fooled: High confidence predictions for unrecognizable images,” in *Proceedings of the IEEE Conference on Computer Vision and Pattern Recognition*, pp. 427–436.
- [14] J. Yim and K.-A. Sohn, “Enhancing the performance of convolutional neural networks on quality degraded datasets,” in *Digital Image Computing: Techniques and Applications (DICTA), 2017 International Conference on*, pp. 1–8, IEEE, 2017.
- [15] C. Szegedy, W. Zaremba, I. Sutskever, J. Bruna, D. Erhan, I. Goodfellow, and R. Fergus, “Intriguing properties of neural networks,” *arXiv preprint arXiv:1312.6199*, 2013.
- [16] S.-M. Moosavi-Dezfooli, A. Fawzi, O. Fawzi, and P. Frossard, “Universal adversarial perturbations,” in *2017 IEEE Conference on Computer Vision and Pattern Recognition (CVPR)*, pp. 86–94, IEEE, 2017.
- [17] M. Forouzanfar, H. A. Moghaddam, and M. Dehghani, “Speckle reduction in medical ultrasound images using a new multiscale bivariate bayesian mmse-based method,” in *Signal Processing and Communications Applications, 2007. SIU 2007. IEEE 15th*, pp. 1–4, IEEE, 2007.
- [18] A. Buades, B. Coll, and J.-M. Morel, “A review of image denoising algorithms, with a new one,” *Multiscale Modeling and Simulation*, vol. 4, no. 2, pp. 490–530, 2005.
- [19] J. Makhoul, “A fast cosine transform in one and two dimensions,” *IEEE Transactions on Acoustics, Speech, and Signal Processing*, vol. 28, no. 1, pp. 27–34, 1980.

- [20] M. Narasimha and A. Peterson, "On the computation of the discrete cosine transform," *IEEE Transactions on Communications*, vol. 26, no. 6, pp. 934–936, 1978.
- [21] I. Vasiljevic, A. Chakrabarti, and G. Shakhnarovich, "Examining the impact of blur on recognition by convolutional networks," *arXiv preprint arXiv:1611.05760*, 2016.
- [22] Y. Zhou, S. Song, and N.-M. Cheung, "On classification of distorted images with deep convolutional neural networks," in *Acoustics, Speech and Signal Processing (ICASSP), 2017 IEEE International Conference on*, pp. 1213–1217, IEEE, 2017.
- [23] S. Diamond, V. Sitzmann, S. Boyd, G. Wetzstein, and F. Heide, "Dirty pixels: Optimizing image classification architectures for raw sensor data," *arXiv preprint arXiv:1701.06487*, 2017.
- [24] G. K. Wallace, "The jpeg still picture compression standard," *IEEE transactions on consumer electronics*, vol. 38, no. 1, pp. xviii–xxxiv, 1992.
- [25] Z. Wang, A. C. Bovik, and B. L. Evan, "Blind measurement of blocking artifacts in images," in *Image Processing, 2000. Proceedings. 2000 International Conference on*, vol. 3, pp. 981–984, Ieee, 2000.
- [26] J. Chou, M. Crouse, and K. Ramchandran, "A simple algorithm for removing blocking artifacts in block-transform coded images," in *Image Processing, 1998. ICIP 98. Proceedings. 1998 International Conference on*, vol. 1, pp. 377–380, IEEE, 1998.
- [27] A. K. Jain, *Fundamentals of digital image processing*. Englewood Cliffs, NJ: Prentice Hall, 1989.
- [28] S.-C. Chan and K.-L. Ho, "Fast algorithms for computing the discrete cosine transform," *IEEE Transactions on Circuits and Systems II: Analog and Digital Signal Processing*, vol. 39, no. 3, pp. 185–190, 1992.
- [29] G. E. Dahl, T. N. Sainath, and G. E. Hinton, "Improving deep neural networks for lvcxr using rectified linear units and dropout," in *Acoustics, Speech and Signal Processing (ICASSP), 2013 IEEE International Conference on*, pp. 8609–8613, IEEE, 2013.
- [30] S. Dodge and L. Karam, "Understanding how image quality affects deep neural networks," in *Quality of Multimedia Experience (QoMEX), 2016 Eighth International Conference on*, pp. 1–6, IEEE.
- [31] N. Srivastava, G. Hinton, A. Krizhevsky, I. Sutskever, and R. Salakhutdinov, "Dropout: a simple way to prevent neural networks from overfitting," *The Journal of Machine Learning Research*, vol. 15, no. 1, pp. 1929–1958, 2014.
- [32] C. M. Bishop, "Pattern recognition and machine learning (information science and statistics) springer-verlag new york," *Inc. Secaucus, NJ, USA*, 2006.
- [33] K. P. Murphy, "Machine learning: A probabilistic perspective. adaptive computation and machine learning," 2012.