

# Stochastic Algorithmic Differentiation of (Expectations of) Discontinuous Functions (Indicator Functions)

Christian P. Fries  
[email@christian-fries.de](mailto:email@christian-fries.de)

November 14, 2018

Version 0.3.0

## Abstract

In this paper we present a method for the accurate estimation of the derivative (aka. sensitivity) of expectations of functions involving an indicator function by combining a stochastic algorithmic differentiation and a regression. The method is an improvement of the approach presented in [6, 4].

The algorithmic differentiation is a path-wise method and the path-wise differentiation of discontinuous payoffs is problematic. A natural approach is to replace the path-wise automatic differentiation by a (local) finite difference approximation.

We show that this local finite difference approximation can be re-interpreted as a linear regression with the simplest regression basis function (a single indicator). With this formulation, we then replace the regression by more accurate estimators.

**Disclaimer:** The views expressed in this work are the personal views of the authors and do not necessarily reflect the views or policies of current or previous employers. Feedback welcomed at [email@christian-fries.de](mailto:email@christian-fries.de).

## Contents

<b>1</b>	<b>Introduction</b>	<b>3</b>
1.1	Derivatives of Monte-Carlo Integrals of Discontinuous Functions	3
1.2	Algorithmic Differentiation and Stochastic Algorithmic Differentiation . . . . .	3
<b>2</b>	<b>Derivative of the Indicator as Conditional Expectation</b>	<b>4</b>
2.1	Regression Approximation . . . . .	5
2.1.1	Regression Approximation of the Density . . . . .	5
2.1.2	Regression of the Distribution Function . . . . .	6
2.1.3	Regression Approximation of the Conditional Expectation . . . . .	6
2.1.4	Recovering the Classic Discretized Delta Function Approximation . . . . .	6
<b>3</b>	<b>Implementation</b>	<b>7</b>
<b>4</b>	<b>Numerical Results</b>	<b>8</b>
<b>5</b>	<b>Conclusion</b>	<b>13</b>

# 1 Introduction

## 1.1 Derivatives of Monte-Carlo Integrals of Discontinuous Functions

The numerical calculation of partial derivatives of valuations obtained by Monte-Carlo integration of discontinuous functions is a well known problem. Different numerical approaches have been considered. The path-wise analytic differentiation results in a distribution, which sometimes can be integrated analytically, allowing to replace the differentiation of the discontinuous function by an analytic solution, examples are [11, 12]. The path-wise finite-difference approximation is known to result in very large Monte-Carlo errors (for small finite-difference shifts) or biased derivatives (for large finite-difference shifts).

An alternative approach consists of the differentiation of the probability density, resulting in the likelihood ratio method ([10]) or more general Malliavin calculus ([1]). Proxy simulation schemes provide a methodology to obtain likelihood ratio sensitivities seamlessly by finite differences ([9]). However, the likelihood ratio method produces undesired large Monte-Carlo variance for Monte-Carlo integrals of smooth functions.

Partial proxy simulation scheme ([7]) and localized proxy simulation schemes ([8]) combine the two approaches to reduce the Monte-Carlo variance and optimal localizers can be derived, see [2], which also contains an excellent review of the topic. However, such schemes are product dependent, which requires to setup a product dependent simulation. This results in a degradation of the performance of the numerical algorithm with respect to CPU time.

## 1.2 Algorithmic Differentiation and Stochastic Algorithmic Differentiation

Algorithmic differentiation propagates the analytic partial derivative through a valuation algorithm to obtain a numerical value of the derivative, which can approximate the analytic solution up to a numerical error due to the propagation of the floating point errors of each individual operation. A derivative obtained from an algorithmic differentiation is highly accurate as long as the involved functions are differentiable and their derivative is known with high accuracy.

For the Monte-Carlo simulation a classic application of algorithmic differentiation results in a highly accurate path-wise differentiation. Discontinuous functions are an issue and a common approach is to replace the discontinuous function by a smoothed approximation, then differentiate the approximation. An algorithmic differentiation applied to a smoothing of the discontinuity gives much better results than a classical path-wise finite-

difference, but it leaved us with problem to find the appropriate smoothing function or interval.

A stochastic algorithmic differentiation is an algorithmic differentiation (formally) applied to random variables, [6]. The approach allows us to inspect the stochastic nature of the random variables, e.g., the variance of the argument of the indicator function.

As *expected stochastic algorithmic differentiation* we denote the stochastic algorithmic differentiation where the outer (last) operator is an expectation (or conditional expectation). This allows to further explore the stochastic nature of the differentials. See [4, 5] for examples.

## 2 Derivative of the Indicator as Conditional Expectation

We consider a stochastic algorithmic differentiation, see [6], where the algorithmic differentiation is applied to random variables. Let  $X$  denote a random variable,  $\theta$  an arbitrary model parameter,  $\mathbf{1}$  the indicator function and  $f$  a operator on random variables. Then we consider

$$\begin{aligned} \frac{\partial}{\partial \theta} \mathbb{E}(f(\mathbf{1}_{X>0})) &= \mathbb{E}\left(f' \cdot \frac{\partial}{\partial \theta} \mathbf{1}_{X>0}\right) \\ &= \mathbb{E}\left(f' \cdot \frac{\partial}{\partial X} \mathbf{1}_{X>0} \cdot \frac{\partial X}{\partial \theta}\right) = \mathbb{E}\left(f' \cdot \frac{\partial X}{\partial \theta} \cdot \frac{\partial}{\partial X} \mathbf{1}_{X>0}\right). \end{aligned}$$

Here  $f'$  is a linear operator which determines the size of the jump of the indicator and  $\frac{\partial X}{\partial \theta}$  is the speed of the jump boundary.

Note that it is sufficient to consider an expression like the above, because the algorithmic differentiation of a general function will decompose the differentials into sums of such expressions (and expressions not involving indicator functions, which are not in our interest). Hence, it is sufficient to consider the Monte-Carlo integration of

$$\mathbb{E}\left(A \cdot \frac{\partial}{\partial X} \mathbf{1}_{X>0}\right).$$

We find

$$\begin{aligned} \mathbb{E}\left(A \cdot \frac{\partial}{\partial X} \mathbf{1}_{X>0}\right) &= \mathbb{E}\left(\mathbb{E}(A \mid X = 0) \cdot \frac{\partial}{\partial X} \mathbf{1}_{X>0}\right) \\ &= \mathbb{E}(A \mid X = 0) \cdot \frac{\partial}{\partial X} \mathbb{Q}(\mathbf{1}_{X>0}) \\ &= \mathbb{E}(A \mid X = 0) \cdot \phi_X(0), \end{aligned} \tag{1}$$

where  $\phi$  is the density function of  $X$ .

## 2.1 Regression Approximation

We estimate both parts of (1) by a regression.

### 2.1.1 Regression Approximation of the Density

Since our algorithm can inspect the random variable  $X$  (the argument of the indicator function), we may approximate  $\phi_X(0)$  by a regression.

Let  $\mathbb{Q}$  denote the probability measure and  $d(x) := \frac{1}{x}\mathbb{Q}(X \in [0, x])$ . Then  $\phi_X(0) = \lim_{x \rightarrow 0} d(x)$ . We approximate  $\mathbb{Q}(X \in [0, x])$  by counting the number of sample paths  $X(\omega)$  falling into the interval  $[0, x]$  and define

$$\tilde{d}(x) := \frac{1}{x} \frac{|\{\omega_i \mid X(\omega_i) \in [0, x], i = 0, \dots, n-1\}|}{n} \quad \text{for } x \neq 0.$$

We then approximate  $\tilde{d}$  by a local linear regression  $d^*$  of the sample points  $(X(\omega_i), \tilde{d}(X(\omega_i)))$  for paths  $\omega_i$  where  $0 < |X(\omega_i)| \leq w$ .<sup>1</sup>

The width parameter  $w$  can be chosen such that *enough* sample points are used for the regression. In Figure 1 we show an example of the regression function  $d^*$  of the samples of  $(X(\omega_i), \tilde{d}(X(\omega_i)))$  resulting in an approximation  $\phi_X(0) \approx \tilde{d}^*(0)$  taken from our numerical experiments (see Section 4).

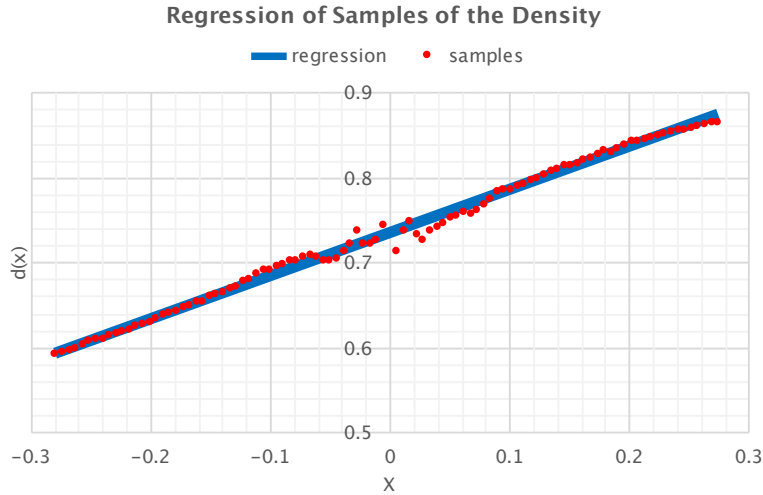


Figure 1: Regression of samples  $(X(\omega_i), \tilde{d}(X(\omega_i)))$  resulting in an approximation  $\phi_X(0) \approx \tilde{d}^*(0)$ .

<sup>1</sup>The point  $x = 0$  is excluded for obvious reasons.

### 2.1.2 Regression of the Distribution Function

Alternatively one may consider a regression of the distribution  $D(x) := \mathbb{Q}(X \in [0, x])$  with  $D(0) = 0$  and take the linear regression coefficient as an approximation for  $\phi_X(0)$ .

### 2.1.3 Regression Approximation of the Conditional Expectation

We evaluate  $\mathbb{E}(A | X = 0)$  using a standard linear regression. To localize the regression we define basis function as multiple of  $\mathbf{1}_{|X| < w}$  and perform a regression of  $A\mathbf{1}_{|X| < w}$ , with some width parameter  $w$ . Let  $a^*(x)$  denote the corresponding regression function, then  $a^*(0)$  is the corresponding approximation of  $\mathbb{E}(A | X = 0)$ .

**Non-linear Regression.** Using basis function  $B_i = \mathbf{1}_{|X| < w} X^i$  for  $i = 0, \dots, m-1$  and defining the regression matrix  $B = (B_0, \dots, B_{m-1})$  we get

$$\mathbb{E}(A | X) \approx B \left( B^\top B \right)^{-1} B^\top A$$

and thus

$$\mathbb{E}(A | \{X = 0\}) \approx (\mathbf{1}_{|X| < w}, 0, \dots, 0) \left( B^\top B \right)^{-1} B^\top A.$$

**Linear Approximation.** For the special case  $m = 2$  we have the explicit solution

$$\mathbb{E}(A | \{X = 0\}) \approx \frac{E(\tilde{X}^2)E(\tilde{A}) - E(\tilde{X})E(\tilde{A}\tilde{X})}{E(\tilde{X}^2) - E(\tilde{X})^2}, \quad (2)$$

where  $\tilde{X} = \mathbf{1}_{|X| < w} X$  and  $\tilde{A} = \mathbf{1}_{|X| < w} A$ .

### 2.1.4 Recovering the Classic Discretized Delta Function Approximation

The classic approximation using a discretized delta distribution, which is also equivalent to a payoff smoothing with a linear interpolation, is given by the approximation

$$\frac{\partial}{\partial X} \mathbf{1}_{X > 0} \approx \frac{1}{w} \begin{cases} 1 & \text{for } |X| < w/2 \\ 0 & \text{else.} \end{cases}$$

corresponds to a regression with a single basis function  $\mathbf{1}_{|X| < w}$  for the density and the conditional expectation. Hence, we recover this approach as being the simplest (0-order) approximation.

### 3 Implementation

The random variable  $X$  is the argument of the indicator function and can be extracted directly from by intercepting the implementation of the indicator function.

To extract the random variable  $A$  from the numerical algorithm, one may apply a simple trick: we first run an automatic differentiation, where the differentiation of the indicator function is replaced by a unit 1 and defining the result as  $A_1$ . We then run the automatic differentiation again, where the differentiation of the indicator function is replaced by 0 and define the result as  $A_0$ . We then have  $A = A_1 - A_0$ .

While this is not the most efficient way to extract  $A$ , it is a simple one, which may be used with a minimal modification of the existing algorithm.

For a general implementation we may use the result from the previous section and replace the derivative of the indicator function by a linear operator applied to  $A$ , effectively combining both approximations. This can be done in a forward mode or in a backward mode automatic differentiation since the projection operator is self-adjoint.

A reference implementation can be found in [3] (version 3.6. or later).

## 4 Numerical Results

The advantage of the methodology can be analysed by considering the simple example of a digital option under a Black-Scholes model. We compare different approaches:

- A classical central finite difference approximation with different shift sizes.
- An expectation using an analytic likelihood ratio weight applied to the payoff. Note that for the digital option this approach is almost the optimal numerical method (apart from an additional importance sampling). However, the approach uses an analytic formula for the density, which is in general not available. Here, the method serves as a benchmark.
- An AAD implementation, where the differentiation of the indicator functions is replaced by a *discretized* delta function, i.e.,

$$\frac{\partial}{\partial X} \mathbf{1}_{X>0} \approx \frac{1}{w} \begin{cases} 1 & \text{for } |X| < w/2 \\ 0 & \text{else.} \end{cases}$$

This approach is effectively equivalent to a payoff-smoothing, however, we can use the freedom to determine the width  $w$  adaptively by inspecting properties of  $X$ .

- The AAD implementation with an regression approximation of the conditional expectation  $E(A | X = 0)$  and the density  $\phi_X(0)$ .

Since the analytic solution is known, we may compare the numerical methods with against the analytic solution.

Our test setup is a Black-Scholes model with interest rate at  $r = 5\%$ , volatility at  $\sigma = 50\%$ , initial value at  $S_0 = 1.0$ . The digital option has a maturity of  $T = 1.0$  and a strike of  $K = 1.05$ . The Monte-Carlo simulation uses 100000 paths with a Mersenne Twister pseudo random number generator.

Within this setup we calculate the delta of the option ( $\frac{\partial}{\partial S_0}$ ) using different seeds for the random number generator and compare the numerical results for the various approaches using different values for the shift parameter  $w$ .

The interval used for the regression of the density of  $X$  was  $0.5\text{StdDev}(X)$ . The regressions were second order regressions in  $X$ .

Figure 2 shows the delta of the digital option using different values for the width parameter  $w$ . The experiment is repeated for different Monte-Carlo seeds to assess the Monte-Carlo error. As expected, the finite difference method has an enourmously high Monte-Carlo error for small shift size.



In Figure 3 we repeat the experiment by comparing the AAD with discretized delta function (payoff smoothing) to the AAD with regression. We see that the method using a discretized delta function (payoff smoothing) also suffers from increasing Monte-Carlo variance as the width parameter  $w$  becomes small.

To further analyse the regression method, we compare the two AAD methods for the width parameter  $w = 0.5$  and  $w = 0.1$ . This comparison reveals the advantage of the regression method: While AAD with discretized delta function has a much larger Monte-Carlo variance for small width parameters ( $w = 0.1$ , Figure 5), the expectation becomes biased for large width parameters ( $w = 0.5$ , Figure 4). The reason for this effect is that the estimate of the density function is biased.

The regression method can correct this issue, by giving an almost unbiased mean *with* a small (even smaller) Monte-Carlo variance.

Finally, we compare our method, the stochastic algorithmic differentiation with regression, to the likelihood ratio method. The likelihood ratio method is, despite its shortcomings in other situations, the best numerical method for our test case of a digital option, given that we do not consider modification of the simulated paths. Figure 6 shows that the stochastic algorithmic differentiation with regression is almost as good as the likelihood ratio method.

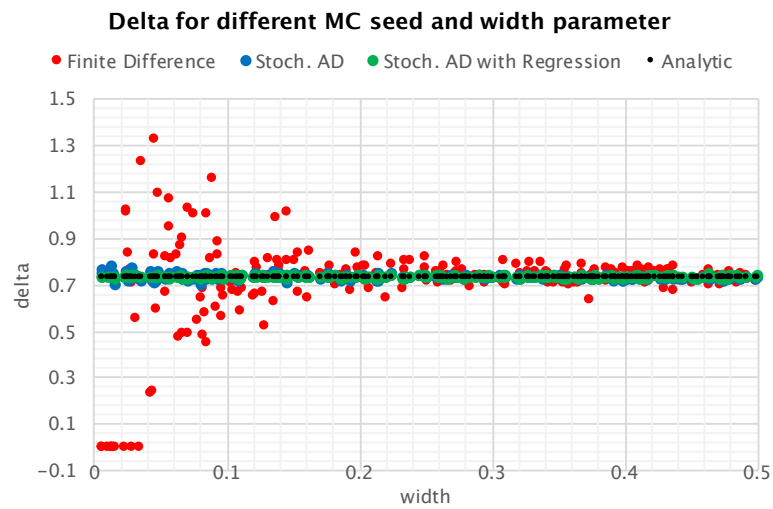


Figure 2: Delta values of digital option obtained from different Monte-Carlo simulations (seeds) and different width parameter.

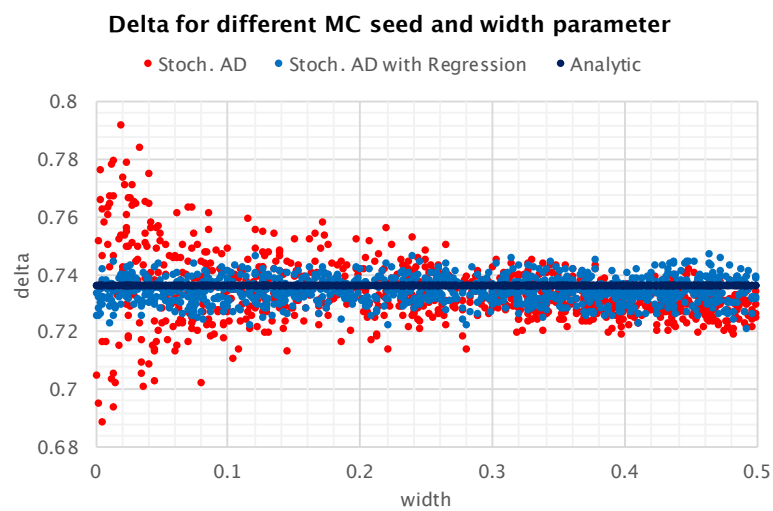


Figure 3: Delta values of digital option obtained from different Monte-Carlo simulations (seeds) and different width parameter.

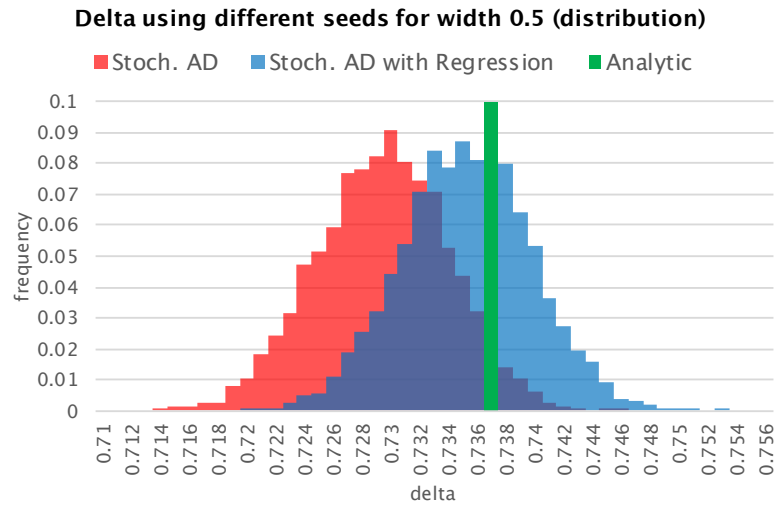


Figure 4: Distribution of delta values of digital option obtained from different Monte-Carlo simulations (seeds) with width parameter set to 0.5.

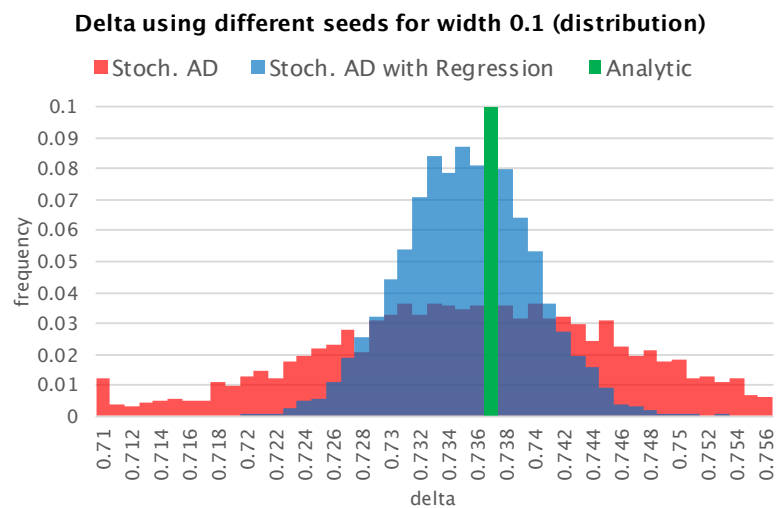


Figure 5: Distribution of delta values of digital option obtained from different Monte-Carlo simulations (seeds) with width parameter set to 0.1.

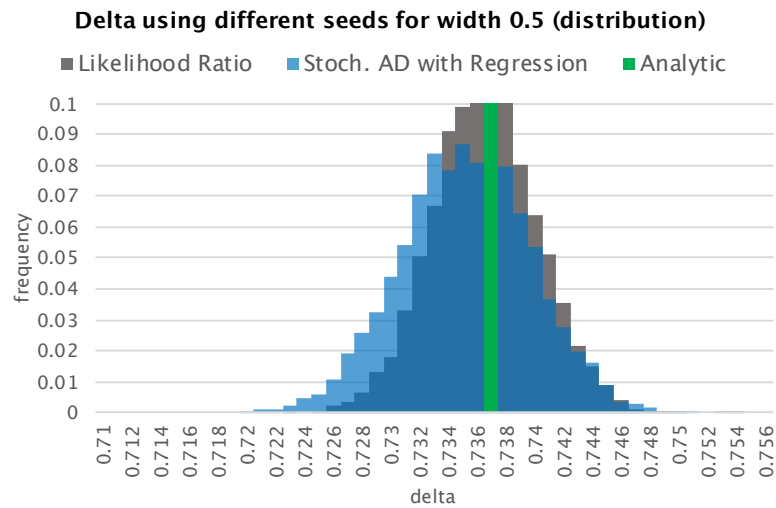


Figure 6: Distribution of delta values of digital option obtained from different Monte-Carlo simulations (seeds): comparing stochastic algorithmic differentiation with regression and the likelihood ratio method..

## 5 Conclusion

In this paper we presented a modification of the expected stochastic algorithmic differentiation with a special treatment for the derivative of the indicator function. Our method only relies on the possibility to numerically inspect the random trigger  $X$  constituting the argument of the indicator function.

Based on  $X$  we can derive an accurate approximation of the density  $\phi_X(0)$  and basis function for a (localized) linear regression of the operator  $E(\cdot | \{X = 0\})$  and define an approximation for the derivative of the indicator function.

The method is an improvement compared to classical path-wise methods and is almost as good as the corresponding (optimal) dual method.

Since the method does not require a modification of the Monte-Carlo simulation (compared to a partial proxy scheme or an importance sampling), the method is computationally efficient. The method is generic in the sense that we do not require knowledge about the underlying model generating state variables (e.g.,  $X$ ).

We provide a benchmark implementation. All numerical results presented here can be reproduced by the code in [3].

## References

- [1] E. Benhamoud. “Optimal Malliavin weighting function for the computation of the Greeks”. In: *Mathematical Finance* 13.1 (2003), pp. 37–53.
- [2] Jiun H. Chan and Mark S. Joshi. “Optimal limit methods for computing sensitivities of discontinuous integrals including triggerable derivative securities”. In: *IIE Transactions* 47.9 (2015), pp. 978–997. DOI: [10.1080/0740817X.2014.998390](https://doi.org/10.1080/0740817X.2014.998390).
- [3] finmath.net. *finmath-lib: Mathematical Finance Library: Algorithms and methodologies related to mathematical finance*. URL: <http://finmath.net/finmath-lib>.
- [4] Christian P. Fries. “Automatic Backward Differentiation for American Monte-Carlo Algorithms (Conditional Expectation)”. In: *SSRN* (2017). DOI: [10.2139/ssrn.3000822](https://doi.org/10.2139/ssrn.3000822). URL: <http://ssrn.com/abstract=3000822>.
- [5] Christian P. Fries. “Fast Stochastic Forward Sensitivities in Monte-Carlo Simulations using Stochastic Automatic Differentiation (with Applications to Initial Margin Valuation Adjustments (MVA))”. In: *SSRN* (2017). DOI: [10.2139/ssrn.3018165](https://doi.org/10.2139/ssrn.3018165). URL: <http://ssrn.com/abstract=3018165>.
- [6] Christian P. Fries. “Stochastic Automatic Differentiation: Automatic Differentiation for Monte-Carlo Simulations”. In: *SSRN* (2017). DOI: [10.2139/ssrn.2995695](https://doi.org/10.2139/ssrn.2995695). URL: <http://ssrn.com/abstract=2995695>.
- [7] Christian P. Fries and Mark S. Joshi. “Partial proxy simulation schemes for generic and robust Monte Carlo Greeks”. In: *Journal of Computational Finance* 11.3 (2008), pp. 79–106.
- [8] Christian P. Fries and Joerg Kampen. “Localized Proxy Simulation Schemes for Generic and Robust Monte-Carlo Greeks”. In: *SSRN* (2007). DOI: [10.2139/ssrn.984744](https://doi.org/10.2139/ssrn.984744). URL: <http://ssrn.com/abstract=984744>.
- [9] Christian P. Fries and Joerg Kampen. “Proxy simulation schemes for generic robust Monte Carlo sensitivities, process oriented importance sampling and high accuracy drift approximations”. In: *Journal of Computational Finance* 10.2 (2007), pp. 97–128.
- [10] Paul Glasserman. *Monte Carlo Methods in Financial Engineering. (Stochastic Modelling and Applied Probability)*. New York: Springer, 2003. ISBN: ISBN 0-387-00451-3. DOI: [10.1007/978-0-387-21617-1](https://doi.org/10.1007/978-0-387-21617-1).
- [11] Mark S. Joshi and Derminder S. Kainth. “Rapid computations of prices and deltas for n-th to default swaps in the Li Model”. In: *Quantitative Finance* 4.3 (2004), pp. 266–275.

- [12] Marius G.. Rott and Christian P. Fries. “Fast and robust Monte Carlo CDO sensitivities and their efficient object oriented implementation”. In: *SSRN* (2004). DOI: [10.2139/ssrn.73256](https://doi.org/10.2139/ssrn.73256). URL: <http://ssrn.com/abstract=73256>.

## Notes

### Suggested Citation

FRIES, CHRISTIAN P.: Stochastic Algorithmic Differentiation of (Expectations of) Discontinuous Functions (Indicator Functions). (November, 2018). <https://ssrn.com/abstract=3282667>  
<http://www.christian-fries.de/finmath/stochasticautodiff>

### Classification

Classification: **MSC-class:** 65C05 (Primary)  
**ACM-class:** G.3; I.6.8.  
**JEL-class:** C15, G13, C63.

Keywords: Algorithmic Differentiation, Automatic Differentiation, Adjoint Automatic Differentiation, Monte Carlo Simulation, Indicator Function, Object Oriented Implementation

16 pages. 6 figures. 0 tables.