

EXPLORING RNN-TRANSDUCER FOR CHINESE SPEECH RECOGNITION

Senmao Wang^{1,3}, Pan Zhou², Wei Chen³, Jia Jia², Lei Xie¹

¹ School of Computer Science, Northwestern Polytechnical University, Xi'an, China

² Tiangong Institute for Intelligent Computing, Tsinghua University, Beijing, China

³ Voice Interaction Technology Center, Sogou Inc., Beijing, China

{swang, lxie}@nwpu-aslp.org, {zh-pan, jjia}@mail.tsinghua.edu.cn, chenweibj8871@sogou-inc.com

ABSTRACT

End-to-end approaches have drawn much attention recently for significantly simplifying the construction of an automatic speech recognition (ASR) system. RNN transducer (RNN-T) is one of the popular end-to-end methods. Previous studies have shown that RNN-T is difficult to train and a very complex training process is needed for a reasonable performance. In this paper, we explore RNN-T for a Chinese large vocabulary continuous speech recognition (LVCSR) task and aim to simplify the training process while maintaining performance. First, a new strategy of learning rate decay is proposed to accelerate the model convergence. Second, we find that adding convolutional layers at the beginning of the network and using ordered data can discard the pre-training process of the encoder without loss of performance. Besides, we design experiments to find a balance among the usage of GPU memory, training circle and model performance. Finally, we achieve 16.9% character error rate (CER) on our test set which is 2% absolute improvement from a strong BLSTM CE system with language model trained on the same text corpus.

Index Terms— RNN-Transducer, automatic speech recognition, end-to-end speech recognition

1. INTRODUCTION

Most state-of-the-art automatic speech recognition (ASR) [1–4] systems have three main components, acoustic model, pronunciation model and language model. Acoustic model takes audio feature as input, use deep neural network (DNN) in combination with hidden Markov model (HMM) [5], and output posteriors of context dependence (CD) states. The decision tree based clustering connects context dependent states to phones. A separated expert-curated pronunciation model map phones to words. Language model is used to construct words to a whole meaningful sentence. The three components are trained separately, and thus an end-to-end system [6] which combines all these components into one model attracts much of interest. Taking input as speech feature and outputting word symbols directly will remove the gap between different components. One model can also avoid local optimum in three components and get global optimum.

Compared with traditional ASR system, an end-to-end ASR system aims to map the input speech sequence to the output grapheme/word sequence using neural network. The main problem of this goal is that the length of input sequence and output sequence are apparently different. To resolve this, encoder-decoder architecture is recommended. Combining with attention mechanism, this system shows a good performance in various sequence-to-sequence task, such as neural machine translation [7], text summarization [8], image captioning [9] etc. Recently, attention based approaches [10–13]

are reported to perform well in ASR as well. Listen, Attend and Spell (LAS), proposed in [14], use a BLSTM network to map acoustic feature to a high level representation, and then use an attention based decoder to predict output symbol on condition of previous output symbol. However, attention based decoder has to wait the entire high level representation for computing attention weights. It will be difficult to be used in real-time tasks.

Connectionist temporal classification (CTC) [15, 16] is also a kind of end-to-end approach. The blank label and mapping function are used to align input sequence and target symbols. CTC based-model usually uses unidirectional or bidirectional LSTM as encoder and compute the CTC loss between output sequence of encoder and target symbol sequence. In [17], context dependent phoneme (CDPh) based CTC model has shown good performance in an ASR system. In CTC based model, the frame independent assumption ignores the context information in some degree. Obviously, this assumption doesn't in line with the actual situation. Another disadvantage of CTC is that the length of output posterior probability sequence must be longer than the length of label sequence. This limitation do not allow for a large subsample rate for CDPh based CTC.

Adding an LSTM network into CTC model to consider previous and following context, RNN Transducer (RNN-T) [18, 19] is proposed as an extension of CTC based model. RNN-T model doesn't need to wait the entire high level representation before decoding and makes streaming end-to-end ASR possible. In [20], Google has implemented RNN-T model to streaming English ASR system and shows a comparative performance with state-of-art conventional speech recognition system. As RNN-T is an extension of CTC, it is usually trained from a pre-trained CTC model. The work of [20] adds hierarchical CTC (HCTC) architecture [21] for pre-trained CTC model. In English ASR task, they use phoneme CTC loss and grapheme CTC loss to assist wordpiece CTC loss optimization. Hierarchical-CTC architecture helps to train a better pre-trained model and is beneficial to RNN-T model.

In normal RNN-T training, for a good performance it is necessary to use pre-trained CTC model to initialize the encoder of RNN-T model. And for a good pre-trained CTC model, we usually use frame-wise cross entropy (CE) training to obtain a pre-trained CE model as the start point of CTC training. Obviously, these processes will cost lots of time when we train an RNN-T model. In this work, we explore RNN-T architecture on Mandarin LVCSR task and attempt to simplify the training process of RNN-T. The main contribution of our work is as follows. First of all, for a good convergence, we propose a new learning rate decay strategy which shapely decreases learning rate at the epoch of the loss starting to increase and halves the learning rate every epoch after that. Second, in our exper-

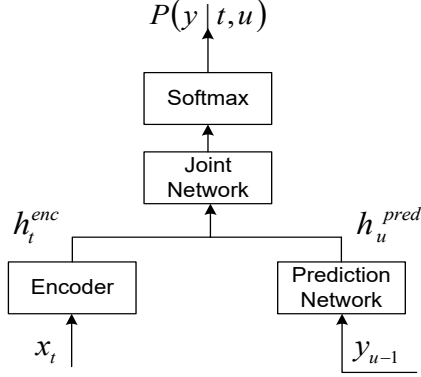


Fig. 1. Illustration of RNN-Transducer model.

iments, it is found that adding convolutional neural network at the beginning of the BLSTM layers can replace the functionality of a pre-trained CTC-based model for encoder, which means the process of training RNN-T model can be cut down. Besides, to accelerate training process and training period while ensuring performance, we compare the influence of different architectures and the subsample rates in encoder. In our opinions, subsample is a necessary method for accelerating training as the output of RNN-T model is a four-dimension tensor which occupy too many GPU memories and slow down training cycle. Furthermore, a pre-trained LSTM language model is proved to have a positive influence, and we setup an experiment to compare the impact of initial prediction network trained by different datasets.

The rest of this paper is organized as follows. In Section 2, we briefly review the RNN-Transducer model. The experiment that we design to simplify the process of RNN-T and accelerate training cycle is presented in Section 3 and the paper is concluded with our findings and future works in Section 4.

2. RECURRENT NEURAL NETWORK-TRANSDUCER

Recurrent Neural Network-Transducer (RNN-T) is proposed by Alex Graves [18]. It is an extension to connectionist temporal classification (CTC) [15]. On the base of CTC encoder, Graves proposed to add an LSTM to learn context information whose effect is the same as language model. Then a joint network is used to combine acoustic representation and context representation together to compute posterior probability. Fig. 1 illustrates the three main components of RNN-T, namely encoder, prediction network and joint network. Concretely, the encoder transforms the input time-frequency acoustic feature sequence $\mathbf{x} = (x_0, \dots, x_T)$ to a high-level feature representation \mathbf{h}^{enc} .

$$\mathbf{h}^{enc} = \text{Encoder}(\mathbf{x}) \quad (1)$$

Prediction network can remove the limitation of frame independent assumption in CTC architecture. It usually adopts an LSTM to model context information which leads to transformation of original one-hot vector $\mathbf{y} = (y_1, \dots, y_U)$ to high-level representation \mathbf{h}_u^{pred} . The output of prediction network is determined by previous context information. Note that the first input of prediction network is an all-zero tensor and y_{u-1} is the last non-blank units. Eq. (2) and Eq. (3) describe how prediction net operates at label step u .

$$\mathbf{h}_{u-1}^{embed} = \text{Embedding}(y_{u-1}) \quad (2)$$

$$\mathbf{h}_u^{pred} = \text{Prediction}(\mathbf{h}_{u-1}^{embed}) \quad (3)$$

\mathbf{h}_t^{enc} and \mathbf{h}_u^{pred} are first reshape to $N \times T \times U \times H$ tensor where N and H represent batch size and the number of hidden nodes respectively. The joint network is usually a feed-forward network which produces $\mathbf{h}_{t,u}^{joint}$ from \mathbf{h}_t^{enc} and \mathbf{h}_u^{pred} .

$$\mathbf{h}_{t,u}^{joint} = \tanh(\mathbf{W}^{enc}\mathbf{h}_t^{enc} + \mathbf{W}^{pred}\mathbf{h}_u^{pred} + b) \quad (4)$$

Finally output probability distribution is computed by a softmax layer.

$$P(k|t, u) = \text{SoftmaxDist}(\mathbf{h}_{t,u}^{joint}) \quad (5)$$

where k is the index of output classes.

The whole network is trained by optimizing RNN-T Loss which is computed by forward-backward algorithm.

$$\text{Loss}_{rnt} = -\ln \sum_{(t,u):t+u=n} p(y|t, u). \quad (6)$$

For the RNN-T decoding, the most likely sequence of characters is generated by beam search algorithm. During inference, the input of prediction network is last non-blank symbol. The final output sequence is obtain by removing all blank symbols in the most likely sequence path. Temperature of the softmax function can be used to smooth the posterior probability distribution and benefit larger beam width. An n -gram language model trained on external text can be integrated in beam score.

3. EXPERIMENTS

In this section we explore RNN-T model on a Chinese LVCSR task and design experiments for the sake of simplification of RNN-T training.

3.1. Data

Our training data is approximately 1,000 hours of Mandarin speech collected by Sogou voice input method. We split 50 hours from the training data to form our validation data(IME). 40-dimensional log Mel-filterbank coefficients are extracted from 25 ms audio every 10 ms. Global mean and variance normalization is performed to get our final acoustic feature. For an equitable result, we use three test sets which are recorded from different environments and have different utterance length. In order to train a truly end-to-end model, we choose Chinese character as our modeling unit. We used symbol inventory consisting of 26 English characters, 6784 common Chinese characters, unknown token (UNK) and blank token.

3.2. Baseline

To evaluate our RNN-T training settings, we construct several models as our baselines. First, a 4 layer BLSTM model with 256 cells for each LSTM is trained by optimizing frame level cross entropy using tied state labels. Meanwhile, using the same architecture we also train two CTC models by monophone-level CTC loss and character-level CTC loss. We also train several RNN-T model with pretrain method in [20]. Our base RNN-T contains the same encoder as CTC except the one use hierarchical CTC pre-training method which has 5 layers of BLSTM. Following the work in [20, 21], for HCTC pre-training, we increase the number of BLSTM layer to 5 and added a monophone-level CTC loss after the third layer. The prediction net is set to contain 2 layers of LSTM with 512 cells. One fully connected feed forward neural network with 512 nodes is used as joint network.

We concatenate 3 left and 3 right frames of filter banks to form a total 7 frames of feature as input sample. Frame skipping is adopted in CTC and RNN-T model which is set to 2. Adam optimizer is used to learn parameters and the initial learning rate is 0.0002.

Table 1. Performance of baseline systems in CER [%]

Model config	CER
CE	18.87
charCTC	20.93
phoneCTC	19.06
RNN-T	22.39
+CTC init	20.83
+LM init	19.98
+HCTC init	19.05
+Beam 10	18.78

The decode process of CTC based model follows the method in [22]. Unless otherwise stated RNN-T is decoded using beam width equal to 5 without external language model. We summarize our baseline results in Table 1. The CTC models are worse than CE state model which could be better if we use context dependent phones as modeling unit. The random initialized RNN-T model performs much worse than CTC and CE model. It can be found that with proper encoder and prediction net initialization methods, RNN-T gradually improves from 22.39 to 18.78 which surpass CE and CTC models.

Although our base RNN-T model performs better than CE and CTC, it is obvious that its training process is sophisticated involving many pre-training steps. We will gradually design experiments to simplified the training circle of RNN-T.

3.3. Sharpen learning rate

During training of RNN-T models, we found that this model is hard to train and easy to overfit. The common setting for learning rate is that it is kept fixed for the first few epochs before the loss on validation set begin to increase and then it is divided by 2 every epoch after that. In order to overcome overfit, we try different learning rate decay strategy. We use a more aggressive learning rate decay strategy which divide the learning rate by a number larger than 2 at first decay epoch. The following epochs changes as usual. Fig. 2 illustrates how the training loss changes over training epochs and learning rate. A significant decline in training loss is observed when learning rate is first divided by 10. The model converges to a better parameter space and the CER of test set is showed in Table 2, where sharpen means reduce learning rate to 1/10. Here we conduct experiments upon baseline RNN-T in the seventh row of Table 1.

Table 2. The impact of dropout and sharpen learning rate strategy.

Model config	CER
RNN-T	19.98
RNN-T+sharpen	19.69
RNN-T+dropout	19.51

Besides, dropout is also a common method to cope with overfitting problem. With a dropout probability equals to 0.2, we improve RNN-T from 19.98 to 19.51. The sharpen learning rate strategy and dropout rate 0.2 is used in our further experiment.

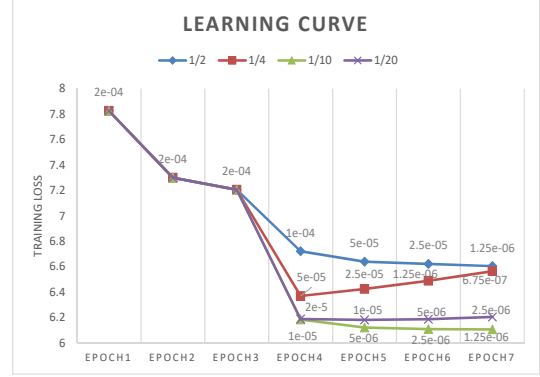


Fig. 2. Learning curves of RNN-T as a function of epochs and learning rate.

3.4. Abandon encoder pretraining

As mentioned in Subsection 3.2, for well performance, we need to use a pre-trained CTC model to initialize encoder of RNN-T model. However, we still need to use CE training to initialize CTC model. These pre-training processes is really complicated and costs too much time. We wonder if the pre-training process is necessary for RNN-T model.

As convolutional neural networks (CNN) can help to extract more invariance and stable features, we incorporate CNN in encoder to explore how it affects the performance. Two layers of CNN which has 6x6 kernel size is added before BLSTM layer. Besides, curriculum learning (CL) which makes model to learn from easy task to hard task can also accelerate training convergence. We use CL by sorting the training sentences by their length.

Table 3 gives out the effects of RNN-T with CNN layers and CL training. Here we select base RNN-T in the second last row of Table 1 to evaluate impact of CNN and CL. Note that we use dropout and sharpen learning rate here, so it is better than that of Table 1. We found that with only two CNN layers, we can achieve a CER of 17.65% from random initialization which exceed HCTC initialization trained RNN-T by absolute 1%. CL also helps for a lower CER but when combining with CNN it is not as good as using CNN alone without CL.

Table 3. The impact of CNN layers and curriculum learning.

Model config	CER
RNN-T + Enc init	18.62
+2CNN no init	17.65
RNN-T + Enc init +CL	18.45
+2CNN no init	17.94

3.5. Accelerating by subsample

The output of RNN-T is a four-dimension tensor which contained thousands of label classes and hundreds of frames. Consequently, it will cost a large amount of GPU memory. Larger batch size is another way to accelerate training speed. Although our GPU card is NVIDIA M40 with 24GB memory, we still cannot increase our batch size to a reasonable number under the configuration of skipping frame number equals to 2. Higher skip number cause shorter acoustic features to save memory, however, performance

Table 4. RNN-T performance of different subsample configuration in encoder with 2 CNNs and 5 BLSTMs. MP2@1-2 represents max-pooling with size=2 at the 1st and 2nd CNN, Py2@1-3 means pyramid size=2 at the 1st, 2nd and 3rd BLSTM.

total subsample	subsample config	CER
2	MP2@2	18.32
2	Py2@3	18.39
4	MP2@2+Py2@3	18.07
4	MP2@1-2	18.30
4	Py2@1-2	18.69
4	Py2@2-3	17.94
4	Py2@3-4	17.98
4	Py2@4-5	18.11
6	MP2@2+Py3@3	17.95
8	MP2@2+Py2@2-3	18.58
8	MP2@1-2+Py2@3	18.88
8	Py2@1-3	18.42

will degrade when more frames is skipped. With the CNN and BLSTM equipped encoder, we try to exploit subsample within the layer by max-pooling (MP) after CNN layer and pyramid BLSTM (pBLSTM). pBLSTM is a BLSTM layer whose input is obtained by concatenating several frames of its preceding layer output. Unless otherwise stated max-pooling size is 2 and pyramid size is called 2 when pBLSTM take 2 frames of its input feature and skip 2 frames.

We use encoder contains 2 CNN layers and 5 BLSTM layers as former section to train RNN-T model here. We compared different subsample configurations in RNN-T encoder, including size and location of max-pooling and pyramid layer. Table 4 shows the details of subsample. It can be found that max-pooling and pyramid got the similar performance at total subsample rate of 2. As the total subsample rates is increased to 4 for a faster training speed, we found subsample all in BLSTM parts is the better option than using max-pooling. This maybe attribute to information loss in max-pooling. For subsample rate larger than 6, performance degradation is observed. The most suitable subsample rates may be between 4 and 6. We chose the second and third layer as pyramid BLSTM in our model.

Table 5. The impact of different initialization of prediction net.

Model config	CER
1LSTM	18.08
2LSTM	17.94
2LSTM-Ext. init	17.77
2LSTM-Tras. inti	17.61

3.6. Initialize prediction net

Then we transfer to prediction network initialization. We train two LSTM language model using train set transcription and a external 27G text respectively. In this subsection, we use the best encoder architecture in the previous section, combine it with different prediction net. Results are listed in Table 5. We found that LSTM language model trained using transcription of training set shows better performance.

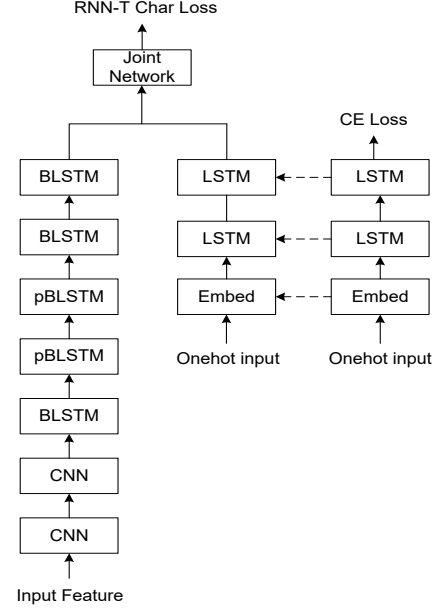


Fig. 3. The RNN-T architecture and training procedure used in our proposal whose encoder, consisting of 2 layers of CNN and 5 layers of BLSTM, is trained from scratch. The prediction network is initialized by a character-level LSTM language model.

3.7. Combine for the best

We combine all of our previous mentioned methods together and draw the main steps for RNN-T training in Fig. 3. As listed in Table 6, our best RNN-T model without encoder CTC-pretraining achieves a CER of 16.90% with the help of an external 5-gram LM, which is about 2% absolute improvement from our BLSTM CE baseline. We also report the results on 10,000 hour Mandarin speech. We achieve a CER of 10.52%, which is better than 11.3% of LC-BLSTM state system.

Table 6. Performance of RNN-T model trained on 1000h and 10000h Mandarin corpus. CER is averaged on the three test sets.

task	Model config	CER
1,000hr	RNN-T	17.61
	+ Character-level LM	16.90
10,000hr	RNN-T	10.52

4. CONCLUSION

In this work, we have explored RNN-T model training in Mandarin LVCSR tasks. We have proposed several methods to speed up RNN-T training, including sharpen learning rate strategy, abandon encoder pre-training by CNN, accelerating training by proper subsample and LM initialization. Experimental results indicate we achieve a significantly simplified training procedure for RNN-T whose performance is comparative to a strong BLSTM CE system with a language model. Decoding efficiency of RNN-T is our next direction.

5. REFERENCES

- [1] Geoffrey Hinton, Li Deng, Dong Yu, George E Dahl, Abdel-rahman Mohamed, Navdeep Jaitly, Andrew Senior, Vincent Vanhoucke, Patrick Nguyen, Tara N Sainath, et al., “Deep neural networks for acoustic modeling in speech recognition: The shared views of four research groups,” *IEEE Signal processing magazine*, vol. 29, no. 6, pp. 82–97, 2012.
- [2] George E Dahl, Dong Yu, Li Deng, and Alex Acero, “Context-dependent pre-trained deep neural networks for large-vocabulary speech recognition,” *IEEE Transactions on audio, speech, and language processing*, vol. 20, no. 1, pp. 30–42, 2012.
- [3] Haşim Sak, Andrew Senior, and Françoise Beaufays, “Long short-term memory recurrent neural network architectures for large scale acoustic modeling,” in *Fifteenth annual conference of the international speech communication association*, 2014.
- [4] Tara N Sainath, Oriol Vinyals, Andrew Senior, and Haşim Sak, “Convolutional, long short-term memory, fully connected deep neural networks,” in *Acoustics, Speech and Signal Processing (ICASSP), 2015 IEEE International Conference on*. IEEE, 2015, pp. 4580–4584.
- [5] Lawrence R Rabiner, “A tutorial on hidden markov models and selected applications in speech recognition,” *Proceedings of the IEEE*, vol. 77, no. 2, pp. 257–286, 1989.
- [6] Alex Graves, “Generating sequences with recurrent neural networks,” *arXiv preprint arXiv:1308.0850*, 2013.
- [7] Dzmitry Bahdanau, Kyunghyun Cho, and Yoshua Bengio, “Neural machine translation by jointly learning to align and translate,” *arXiv preprint arXiv:1409.0473*, 2014.
- [8] Alexander M Rush, Sumit Chopra, and Jason Weston, “A neural attention model for abstractive sentence summarization,” *arXiv preprint arXiv:1509.00685*, 2015.
- [9] Kelvin Xu, Jimmy Ba, Ryan Kiros, Kyunghyun Cho, Aaron Courville, Ruslan Salakhudinov, Rich Zemel, and Yoshua Bengio, “Show, attend and tell: Neural image caption generation with visual attention,” in *International conference on machine learning*, 2015, pp. 2048–2057.
- [10] Dzmitry Bahdanau, Jan Chorowski, Dmitriy Serdyuk, Philemon Brakel, and Yoshua Bengio, “End-to-end attention-based large vocabulary speech recognition,” in *Acoustics, Speech and Signal Processing (ICASSP), 2016 IEEE International Conference on*. IEEE, 2016, pp. 4945–4949.
- [11] Jan Chorowski, Dzmitry Bahdanau, Kyunghyun Cho, and Yoshua Bengio, “End-to-end continuous speech recognition using attention-based recurrent nn: first results,” *arXiv preprint arXiv:1412.1602*, 2014.
- [12] Jan K Chorowski, Dzmitry Bahdanau, Dmitriy Serdyuk, Kyunghyun Cho, and Yoshua Bengio, “Attention-based models for speech recognition,” in *Advances in neural information processing systems*, 2015, pp. 577–585.
- [13] Changhao Shan, Junbo Zhang, Yujun Wang, and Lei Xie, “Attention-based end-to-end speech recognition on voice search,” 2018.
- [14] William Chan, Navdeep Jaitly, Quoc Le, and Oriol Vinyals, “Listen, attend and spell: A neural network for large vocabulary conversational speech recognition,” in *Acoustics, Speech and Signal Processing (ICASSP), 2016 IEEE International Conference on*. IEEE, 2016, pp. 4960–4964.
- [15] Alex Graves, Santiago Fernández, Faustino Gomez, and Jürgen Schmidhuber, “Connectionist temporal classification: labelling unsegmented sequence data with recurrent neural networks,” in *Proceedings of the 23rd international conference on Machine learning*. ACM, 2006, pp. 369–376.
- [16] Alex Graves and Navdeep Jaitly, “Towards end-to-end speech recognition with recurrent neural networks,” in *International Conference on Machine Learning*, 2014, pp. 1764–1772.
- [17] Haşim Sak, Andrew Senior, Kanishka Rao, and Françoise Beaufays, “Fast and accurate recurrent neural network acoustic models for speech recognition,” *arXiv preprint arXiv:1507.06947*, 2015.
- [18] Alex Graves, “Sequence transduction with recurrent neural networks,” *arXiv preprint arXiv:1211.3711*, 2012.
- [19] Alex Graves, Abdel-rahman Mohamed, and Geoffrey Hinton, “Speech recognition with deep recurrent neural networks,” in *Acoustics, speech and signal processing (icassp), 2013 IEEE international conference on*. IEEE, 2013, pp. 6645–6649.
- [20] Kanishka Rao, Haşim Sak, and Rohit Prabhavalkar, “Exploring architectures, data and units for streaming end-to-end speech recognition with rnn-transducer,” in *Automatic Speech Recognition and Understanding Workshop (ASRU), 2017 IEEE*. IEEE, 2017, pp. 193–199.
- [21] Santiago Fernández, Alex Graves, and Jürgen Schmidhuber, “Sequence labelling in structured domains with hierarchical recurrent neural networks,” in *Proceedings of the 20th International Joint Conference on Artificial Intelligence, IJCAI 2007*, 2007.
- [22] Yajie Miao, Mohammad Gowayyed, and Florian Metze, “Eesen: End-to-end speech recognition using deep rnn models and wfst-based decoding,” in *Automatic Speech Recognition and Understanding (ASRU), 2015 IEEE Workshop on*. IEEE, 2015, pp. 167–174.