

# A Perceptual Prediction Framework for Self Supervised Event Segmentation

Sathyanarayanan N. Aakur  
University of South Florida  
Tampa, FL  
saakur@mail.usf.edu

Sudeep Sarkar  
University of South Florida  
Tampa, FL  
sarkar@usf.edu

## Abstract

Temporal segmentation of long videos is an important problem, that has largely been tackled through supervised learning, often requiring large amounts of annotated training data. In this paper, we tackle the problem of self-supervised temporal segmentation of long videos that alleviate the need for any supervision. We introduce a self-supervised, predictive learning framework that draws inspiration from cognitive psychology to segment long, visually complex videos into individual, stable segments that share the same semantics. We also introduce a new adaptive learning paradigm that helps reduce the effect of catastrophic forgetting in recurrent neural networks. Extensive experiments on three publicly available datasets - Breakfast Actions, 50 Salads, and INRIA Instructional Videos datasets show the efficacy of the proposed approach. We show that the proposed approach is able to outperform weakly-supervised and other unsupervised learning approaches by up to 24% and have competitive performance compared to fully supervised approaches. We also show that the proposed approach is able to learn highly discriminative features that help improve action recognition when used in a representation learning paradigm.

## 1. Introduction

Visual data, especially video data, is a continuous, dynamic stream of visual cues that are encoded in terms of coherent, stable structures called “events”. Computer vision research has largely focused on the problem of recognizing and describing these events in terms of either labeled actions [18, 17, 18, 2, 1] or in terms of sentences (captioning)[1, 33, 32, 12, 5, 36]. Such approaches assume that the video is already segmented into atomic, stable units that are often share a common goal or semantic structure such as “throw ball” or “pour water”. However, the task of temporally localizing untrimmed or more specifically unsegmented video into events or actions has not been explored to the same extent as action recognition or caption-

ing. In this work, we aim to tackle the problem of temporally segmenting untrimmed videos into its constituent events or activities that contribute towards the goal of the video, in an unsupervised way based purely on visual inputs.

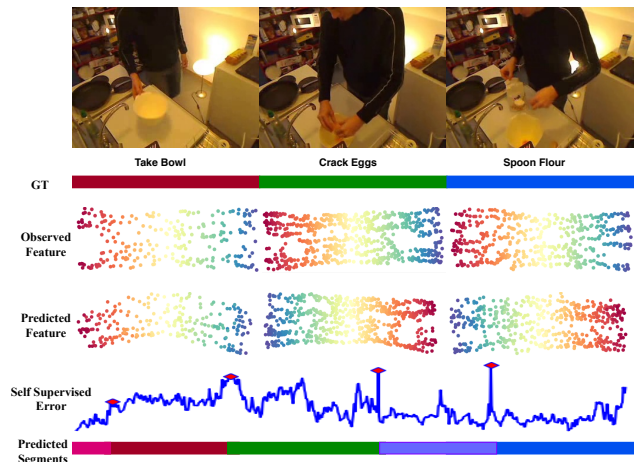


Figure 1. **Proposed Approach:** Given an unsegmented, input video, we encode it into a higher level abstracted feature. We predict, or rather anticipate the feature at the next time instant. A self-supervised signal based on the difference between the observed and predicted feature gives rise to a possible event boundary.

To segment a video into its constituent *events*, we first formally define the term *event*. Drawing from cognitive psychology[39], we define an event to be a “*segment of time at a given location that is perceived by an observer to have a beginning and an end*”. The process of identifying these beginnings and endings, and their relations is termed as event segmentation. Each event has a distinct structure based on either visual features or semantics i.e. goals and intention. Based on the level of attention, the granularity of these events can be variable. For example, *throw ball* and *hit ball* can be events that constitute a larger, overarching event *play baseball*. Hence, each event can be characterized by a stable, internal representation that can be used to anticipate forthcoming visual features within the same event

with great correlation, with increasing levels of error as the current transitions into the next. Self-supervised learning paradigms of predict, observe and learn can then be used to provide supervision for training a computational model, typically a neural network with some semblance of recurrence for temporal coherence.

We propose a novel, computational model based on the concept of perceptual prediction. Defined in cognitive psychology, it refers to the hierarchical process that transforms the current sensory inputs into state representations of the near future that allow for actions. Such representations of the near future allow for the system to anticipate the sensory information that is expected to be received during the course of the current event experience. This is illustrated in Figure 1. The features were visualized using T-SNE [22] for presentation. The proposed approach has three key characteristics: hierarchical, recurrent and cyclical. The hierarchical nature of the proposed approach lies in the abstraction of the incoming video frames into features of lower variability that is conducive to prediction. The proposed model is also recurrent in nature; the prediction of the next feature space of the next frame is highly dependent on the current and previous states of the network. Hence, the predictive models output can influence the perception of the current frame being observed. Finally, the model is highly cyclical in nature: predictions are compared constantly to what actually happens and these comparisons are used to guide ongoing processing. These characteristics are common working assumptions in many different theories of perception [24], neurophysiology [11, 7], and language processing [31] and event perception [13].

**Contributions:** The contributions of our proposed approach is three-fold: (1) we are, to the best of our knowledge, the first to tackle the problem of self-supervised, on-line segmentation of videos, (2) introduce the notion of self-supervised predictive learning for active event segmentation and (3) show that understanding the spatial-temporal dynamics of events enable the model to learn the visual structure of events for better visual recognition.

## 2. Related Work

**Fully Supervised Approaches** The primary goal of action or more broadly, event segmentation is to segment a video into smaller, semantically meaningful segments. One common approach is to treat it as a *supervised* learning problem and assign the semantics to the video in terms of labels and try to segment the video into its semantically coherent “*chunks*”, with all frames sharing the same label. There have been different approaches to supervised action segmentation such as frame-based labeling using hand-crafted features and a support vector machine [18], modeling temporal dynamics using Hidden Markov Models [18], temporal convolutional neural networks (TCN) [25], spatio-

temporal convolutional neural networks (CNN)[20] and recurrent networks [27] to name a few. Such approaches often rely on the quantity and quality of the training annotations and provides little to no flexibility in tying semantics and visual features together.

**Weakly Supervised Approaches** have also been explored to an extent to alleviate the need for large amounts of labeled data. The underlying concept behind weak supervision is to alleviate the need for direct labeling, instead using accompanying text scripts or instructions for providing indirect supervision along with learning highly discriminant features. There have been two common approaches to weakly supervised learning for temporal segmentation of videos - (1) using script or instructions for weak annotation[6, 10, 3, 23], and (2) following a incomplete temporal localization of actions for learning and inference[15, 27] While the approaches model the temporal transitions using RNNs, they still rely on enforcing semantics for segmenting actions and hence require some supervision for learning and inference.

**Unsupervised Learning** has not been explored to the same extent as supervised or unsupervised approaches, primarily due to the use of semantics in the form of labels to aid in segmentation. The primary approach is to use clustering as the unsupervised approach using discriminant features[4, 28]. The models incorporate a temporal consistency into the segmentation approach by using either LSTMs[4] or generalized mallows model [28].

## 3. Perceptual Prediction Framework

In this section, we introduce the proposed framework. We begin with discussion on the perceptual processing unit, including encoding, prediction and feature reconstruction. We then continue with explanation of the self-supervised approach for training the model, followed by discussion on boundary detection and adaptive learning. We conclude with implementation details of the proposed approach.

### 3.1. Perceptual Processing

We follow the general principles outlined in the Event Segmentation Theory proposed by Zacks et al [38, 39, 37]. At the core of the approach, illustrated in Figure 2, is a predictive processing platform that encodes a visual input  $I(t)$  into a higher level abstraction  $I'(t)$  using an encoder network. The abstracted feature is then used as a prior to predict or rather forecast the anticipated feature  $I'(t + 1)$  at time  $t + 1$ . The anticipated feature is obtained through a reconstruction or decoder network. The forecasted feature is then used for determining the event boundaries between successive activities in streaming, input video.

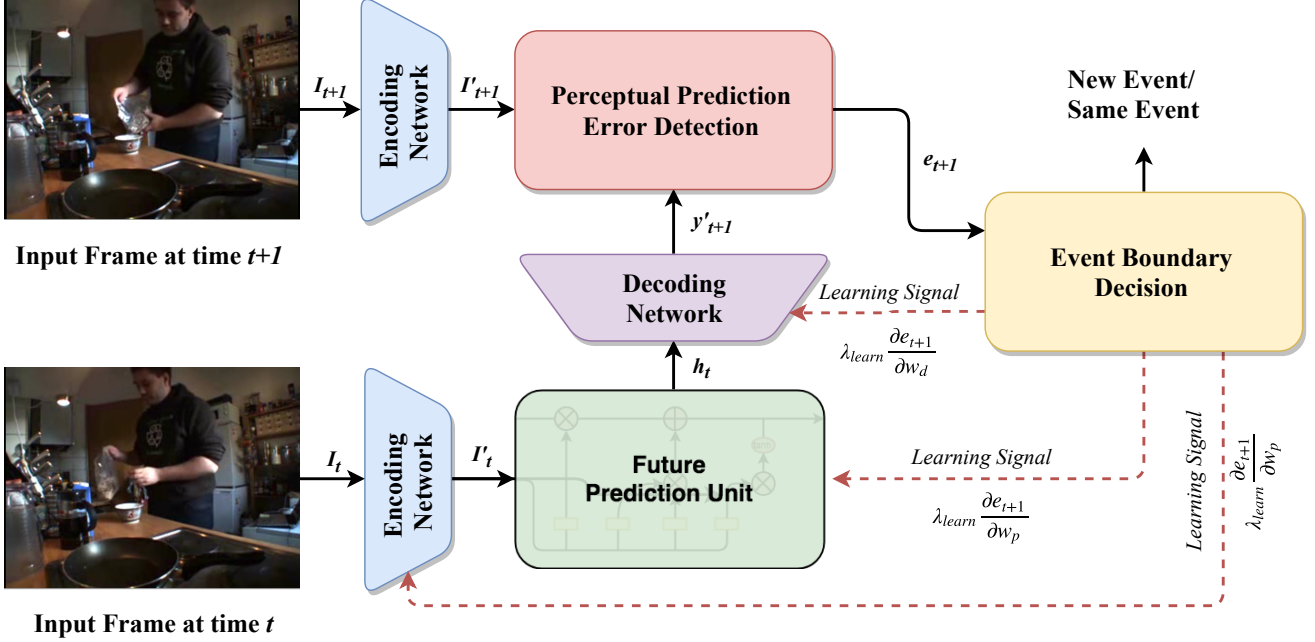


Figure 2. **Overall architecture:** The proposed approach is shown here. There are four basic components to the approach: an encoder network, a predicting unit, a decoding network and an error detection and boundary decision unit.

### 3.1.1 Visual Feature Encoding

We encode the input frame at each time step into an abstracted, higher level visual feature and use it as basis for perceptual processing rather than the raw input at the pixel level (for reduced network complexity) or higher level semantics (which require training data in the form of labels). The encoding process requires learning a function  $g(I(t), \omega_e)$  that transforms an input frame  $I(t)$  into a higher dimensional feature space that encodes the spatial features of the input into a feature vector  $I'(t)$ , where  $\omega_e$  is the set of learnable parameters. While the feature space can be pre-computed features such as Histogram of Optic Flow (HOF) [8] or Improved Dense Trajectories (IDT) [35], we propose the joint training of a convolutional neural network (CNN). The prediction error and the subsequent error gradient described in Sections 3.3 and 3.4, respectively, allow for the CNN to learn highly discriminative features, resulting in higher recognition accuracy (Section 4.3.4). An added advantage is that the prediction can be done at different hierarchies of feature embeddings, including at the pixel-level, allowing for event segmentation at different granularities.

### 3.1.2 Recurrent Prediction for Feature Forecasting

The prediction of the visual feature at time  $t + 1$  is conditioned by the observation at time  $t$ ,  $I'(t)$  and an internal model of the current event. Formally, this can be defined by a generative model  $P(I'(t+1)|\omega_p, I'(t))$ , where  $\omega_p$  is the set of hidden parameters characterizing the internal state of

the current observed event. To capture the temporal dependencies among *intra-event* frames and *inter-event* frames, we propose the use of a recurrent network, typically characterized by recurrent neural networks (RNN) or Long Short Term Memory Networks (LSTMs) [14].

Hence, the predictor model can be mathematically expressed as

$$\begin{aligned}
 i_t &= \sigma(W_i I'(t) + W_{hi} h_{t-1} + b_i) \\
 f_t &= \sigma(W_f I'(t) + W_{hf} h_{t-1} + b_f) \\
 o_t &= \sigma(W_o I'(t) + W_{ho} h_{t-1} + b_o) \\
 g_t &= \phi(W_g I'(t) + W_{hg} h_{t-1} + b_g) \\
 m_t &= f_t \cdot m_{t-1} + i_t \cdot g_t \\
 h_t &= o_t \cdot \phi(m_t)
 \end{aligned} \tag{1}$$

where  $\sigma$  is a non-linear activation function,  $\cdot$  represents element-wise dot multiplication,  $\phi$  is the hyperbolic tangent function ( $\tanh$ ) and  $W_x$  and  $b_x$  represent the trained weights and biases for each of the gates. Collectively,  $\{W_{hi}, W_{hf}, W_{ho}, W_{hg}\}$  and their respective biases constitute the learnable parameters  $\omega_p$ .

As can be seen from Equation 1, there are four common “gates” or layers that help the prediction of the network - the input gate  $i_t$ , forget gate  $f_t$ , output gate  $o_t$ , the memory layer  $g_t$ , the memory state  $m_t$  and the event state  $h_t$ . In the proposed framework, the memory state  $m_t$  and the event state  $h_t$  are key to the predictions made by the recurrent unit. The event state  $h_t$  is a representation of the event observed at time instant  $t$  and hence is sensitive to

the observed input  $I'(t)$  than the event layer, which is more persistent across events. The event layer is a gated layer, which receives input from the encoder as well as the recurrent event model. However, the inputs to the event layer are modulated by an self-supervised gating signal (Section 3.3), which is indicative of the quality of predictions made by the recurrent model. The gating allows for updated the event layers weight quickly but also to maintain a coherent state within the event.

**Why recurrent networks?:** While convolutional decoder networks [16] and mixture of network models [34] are possible alternatives for future prediction, we propose the use of recurrent networks for the following reasons. Imagine a sequence of frames  $I_a = (I_a^1, I_a^2, \dots, I_a^n)$  corresponding to the activity  $a$ . Given the complex nature of videos such as those in instructional or sports domains, the next set of frames can be followed by frames of activity  $b$  or  $c$  with equal probability, given by  $I_b = (I_b^1, I_b^2, \dots, I_b^m)$  and  $I_c = (I_c^1, I_c^2, \dots, I_c^k)$  respectively. Using a fully connected or convolutional prediction unit is likely to result in the prediction of features that tend to be the average of the two activities  $a$  and  $b$ , i.e.  $I_{avg}^k = \frac{1}{2}(I_b^k + I_c^k)$  for the time  $k$ . This is not a desirable outcome because the predicted features can either an unlikely outcome or, more probably, outside the plausible manifold of representations. The use of recurrent networks such as RNNs and LSTMs allow for multiple futures that can be possible at time  $t + 1$ , conditioned upon the observation of frames until time  $t$ .

### 3.1.3 Feature Reconstruction

In the proposed framework, the goal of the perceptual processing unit (or rather the reconstruction network) is to reconstruct the predicted feature  $y'_{t+1}$  given a source prediction  $h_t$ , which maximizes the probability

$$p(y'_{t+1}|h_t) \propto p(h_t|y'_{t+1}) p(y'_{t+1}) \quad (2)$$

where the first term is the translation model and the second is the feature model. However, we model  $\log p(y'_{t+1}|h_t)$  as a log-linear model  $f(\cdot)$  conditioned upon the weights of the recurrent model  $\omega_p$  and the observed feature  $I'(t)$  and characterized by

$$\log p(y'_{t+1}|h_t) = \sum_{n=1}^t f(\omega_p, I'(t)) + \log Z(h_t) \quad (3)$$

where  $Z(h_t)$  is a normalization constant that does not depend on the weights  $\omega_p$ . The reconstruction model completes the generative process for forecasting the feature at time  $t + 1$  and helps in constructing the self-supervised learning setting for identifying event boundaries.

## 3.2. Self-Supervised Learning

The quality of the predictions is determined by comparing the prediction from the predictor model  $y'(t)$  to the observed visual feature  $I'(t)$ . The deviation of the predicted input from the observed features is termed as the perceptual prediction error  $E_P(t)$  and is described by the equation:

$$E_P(t) = \sum_{i=1}^n \|I'(t) - y'(t)\|_{\ell_1}^2 \quad (4)$$

where  $E_P(t)$  is the perceptual prediction error at time  $t$ , given the predicted visual  $y'(t)$  and the actual observed feature at time  $t$ ,  $I'(t)$ . The predicted input is obtained through the inference function defined in Equation 2. The perceptual prediction error is indicative of the quality of the prediction and hence is directly correlated with the quality of the internal state of the recurrent models  $h(t)$ . Increasingly large deviations indicate that the current event is not a reliable representation of the current event and hence a new event is being observed. Hence, the gating signal serves as an indicator of event boundaries. The minimization of this perceptual prediction error also serves as the objective function for the network during training.

## 3.3. Error Gating for Event Segmentation

The gating signal discussed on Section 3, is a key component in the proposed framework. It is based on the hypothesis that the visual features of successive events differ significantly from each other at the event boundaries. The difference in visual features can be minor among sub-activities of events and can be large across radically different events. For example, in Figure 1, we can see that the visual representation of the features learned by the encoder network for the activities *take bowl* and *crack eggs* are closer together than the features between the activities *take bowl* and *spoon flour*. This large difference in feature space causes transient increase in the perceptual prediction error, especially around the event boundaries. Once the event is processed by the prediction module, however, the error drops down as the predictor adapts to the new event. This is illustrated in Figure 1, where the figure at the top shows the perceptual prediction error as the video frames are observed and the bottom figure shows the temporal segmentation from the ground truth for the video Make Pancake. As illustrated, the error rates are higher at the video frames at the event boundaries and lower among “in-event” frames.

The unsupervised gating signal is achieved using an anomaly detection module. In our implementation, we use a low pass filter as an anomaly detection module. The low pass filter maintained a relative measure of the perceptual prediction error made by the predictor module. It is a relative measure because the low pass filter only maintains a



running average of the prediction errors made over the last  $n$  time steps. Hence, the perceptual quality metric,  $P_q$ , is given by:

$$P_q(t) = P_q(t-1) + \frac{1}{n} \cdot (E_P(t) - P_q(t-1)) \quad (5)$$

where  $n$  is the prediction error history that influences the anomaly detection module's internal model for detecting event boundaries. In our experiments, we maintain  $n$  at 5. This is chosen based on the average response time of human perception which is 250 ms. Given a video sequence of 30 frames per second (fps), this translates to roughly 5 frames. The gating signal is triggered when the current prediction error exceeds the average quality metric by at least 50%. Hence the gating signal is defined by:

$$G(t) = \begin{cases} 1, & \frac{E_P(t)}{P_q(t-1)} > \psi_e \\ 0, & \text{otherwise} \end{cases} \quad (6)$$

where  $P_E(t)$  is the perceptual prediction error at time  $t$ ,  $G(t)$  is the value of the gating signal at time  $t$ ,  $P_q(t-1)$  is the prediction quality metric at time  $t$  and  $\Psi_e$  is the prediction error threshold for boundary detection. If the prediction module is working optimally, then the perceptual prediction error would be very high at the event boundary frames and very low at all within-event frames. In our experiments,  $\Psi_e$  is set to be 1.5.

In actual, real-world visual frames, however, there exist additional noise in the form of occlusions and background motion which can cause some event boundaries to have low perceptual prediction. In that case, however, the gating signal would continue to be low and become high when there is a transient increase in error. This is visualized in Figure 1, where it can be seen that the perceptual errors were lower at event boundaries between activities *take bowl* and *crack eggs* in a video of ground truth *make pancakes*. However, the prediction error increased radically soon after the boundary frames, indicating a new event. Such cases, can arguably be attributed to conditions when there are lesser variations in the visual features between frames of two events at the event boundary.

### 3.4. Adaptive Learning for Plasticity

The proposed training of the prediction module is particularly conducive towards overfitting as we propagate the perceptual prediction error at each time step. This introduces severe overfitting especially in the prediction model. To allow for some plasticity and avoid catastrophic forgetting in the network, we introduce the concept of adaptive learning. This is similar to the predetermined changes to the learning rate that is commonly used as a technique in training deep neural networks. However, instead of using pre-programmed intervals for changing the learning rates, we

propose the use of the gating signal to modulate the learning rate. For example, when the perceptual prediction rate is lower than the average prediction rate, the predictor model is considered to have a good, stable representation of the current event. Propagating the prediction error, when there is a good representation of the event can lead to overfitting of the predictor model to that particular event and does not help generalize. Hence, we propose lower learning rates for time steps when there is negligible prediction error and a relatively higher (by a magnitude of 100) for when there is higher prediction error. Intuitively, this adaptive learning rate allows the model to adapt much quicker to new events (at event boundaries where there are likely to be higher errors) and learn to maintain the internal representation for within-event frames.

Formally, the learning rate is defined as the result of the adaptive learning rule defined as a function of the perceptual prediction error defined in Section 3.2 and is defined as

$$\lambda_{learn} = \begin{cases} \Delta_t^- \lambda_{init}, & E_P(t) > \mu_e \\ \Delta_t^+ \lambda_{init}, & E_P(t) < \mu_e \\ \lambda_{init}, & \text{otherwise} \end{cases} \quad (7)$$

where  $\Delta_t^-$ ,  $\Delta_t^+$  and  $\lambda_{init}$  refer to the scaling of the learning rate in the negative direction, positive direction and the initial learning rate respectively and  $\mu_e = \frac{1}{t_2 - t_1} \int_{t_1}^{t_2} E_P dE_P$ . The learning rate is adjusted based on the quality of the predictions characterized by the perceptual prediction error between a temporal sequence between times  $t_1$  and  $t_2$ , typically defined by the gating signal. The impact of the adaptive changes to the learning rate is shown in the quantitative evaluation Section 4.3.3, where the adaptive learning scheme shows improvement of up to 20% compared to training without the learning scheme.

### 3.5. Implementation Details

In our experiments, we use a VGG-16[29] network pre-trained on ImageNet as our hierarchical, feature encoder module. We discard the final layer and use the second fully connected layer with 4096 neurons as our encoded feature vector for a given frame. The feature vector is then consumed by a predictor model. We trained two versions, one with an RNN and the other with an LSTM as our predictor models. The LSTM model used is the original version proposed by [14]. Finally, the anomaly detection module is a running average low pass filter described in Section 3.3. The initial learning rate described in Section 3.4 is set to be  $1 \times 10^{-6}$ . The scaling factors  $\Delta_t^-$  and  $\Delta_t^+$  are set to be  $1 \times 10^{-2}$  and  $1 \times 10^{-3}$ , respectively. The training was done on a computer with one Titan X Pascal and trained at an average speed of 45 frames per second during training and 30 frames per second during inference.

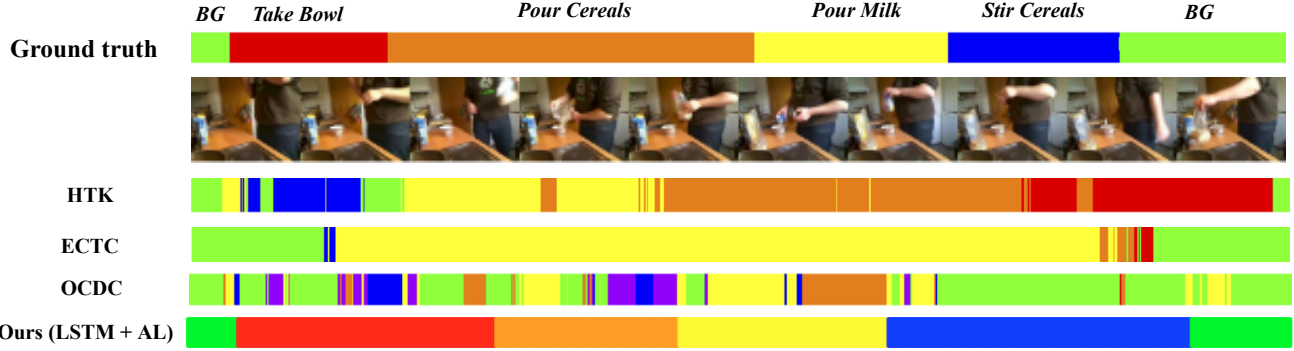


Figure 3. **Qualitative Evaluation:** Illustration of the segmentation performance of the proposed approach on the Breakfast Actions Dataset on a video with ground truth *Make Cereals*. The temporal segmentation of the proposed approach does not show the tendency to over-segment and maintains coherence. The approach shows a tendency to take longer to detect the starting boundary of consecutive activities, especially with visually similar activities.

## 4. Experimental Evaluation

### 4.1. Datasets

We evaluate and analyze the performance of the proposed approach on three large, publicly available datasets - Breakfast Actions [18], INRIA Instructional Videos dataset[3] and the 50 Salads dataset [30]. Each dataset offers a different challenge to the approach allow us to evaluate its performance on a variety of challenging conditions.

**Breakfast Actions Dataset** is a large collection of 1,712 videos of 10 breakfast activities performed by 52 actors. Each activity consists of multiple sub-activities that possess visual and temporal variations according to the subject’s preferences and style. Varying qualities of visual data as well as complexities such as occlusions and viewpoints increase the complexity of the temporal segmentation task.

**INRIA Instructional Videos Dataset** contains 150 videos of 5 different activities collected from YouTube. Each of the videos are, on average, 2 minutes long and have around 47 sub-activities. There also exists a “background activities” which consists of sequence where there does not exist a clear sub-activity that is visually discriminable. This offers a considerable challenge for approaches that are not explicitly trained for such visual features.

**50 Salads Dataset** is a multimodal data collected in the cooking domain. The datasets contains over four (4) hours of annotated data of 25 people preparing 2 mixed salads each and provides data in different modalities such as RGB frames, depth maps and accelerometer data for devices attached to different items such as knives, spoons and bottles to name a few. The annotations of activities are provided at different levels of granularities - high, low and eval. We use the eval granularity as has been done in prior works [20, 25].

### 4.2. Evaluation Metrics

We use two commonly used evaluation metrics for analyzing the performance of the proposed model. We use the one-to-one mappings between the predicted segments and the ground truth to evaluate the performance due to the unsupervised nature of the proposed approach. We use the mean over frames (Mof) to evaluate the ability of the proposed approach to temporally localize the sub-activities. We also evaluate the divergence of the predicted segments from the ground truth segmentations using the Jaccard index (Intersection over Union or IoU). We also use the F1 score to evaluate the quality of the temporal segmentations.

### 4.3. Quantitative Evaluation

**Ablative Studies** We introduce different variations of our proposed approach to compare the effectiveness of each proposed component. We trained four (4) models, with different predictor units. We trained two recurrent neural networks (RNN) as the predictor units with and without adaptive learning described in Section 3.4 indicated as *RNN + No AL* and *RNN + AL*, respectively. We also trained LSTM without adaptive learning (*LSTM + No AL*) to compare against our main model (*LSTM + AL*). We use RNNs as a possible alternative due to the short-term future predictions (1 frame ahead) required.

#### 4.3.1 Breakfast Actions Dataset

We evaluate the performance of our full model *LSTM + AL* on the breakfast actions dataset and compare against fully supervised, weakly supervised and unsupervised approaches. We show the performance of the SVM[18] approach, which classifies each frame based on trained labels to highlight the importance of temporal modeling. As can be seen from Table 1, the proposed approach outperformed all unsupervised and weakly supervised approaches, and




Figure 4. **Ablative Studies:** Illustrative comparison of variations of our approach, using RNNs and LSTMs with and without adaptive learning on the INRIA Instructional Videos Dataset on a video with ground truth *Change Tire*. It can be seen that complex visual scenes with activities of shorter duration pose a significant challenge to the proposed framework and cause fragmentation and over segmentation. However, the use of adaptive learning helps alleviate this to some extent. Note: Temporal segmentation time lines are shown without the background class for better visualization.

some fully supervised approaches.

Supervision	Approach	MoF	IoU
Full	SVM [18]	15.8	-
	HTK(64)[19]	56.3	-
	ED-TCN[25]	43.3	42.0
	TCFPN[10]	52.0	<b>54.9</b>
	GRU[27]	<b>60.6</b>	-
Weak	OCDC[6]	8.9	23.4
	ECTC[15]	27.7	-
	Fine2Coarse[26]	33.3	<b>47.3</b>
	TCFPN + ISBA[10]	<b>38.4</b>	40.6
None	KNN+GMM[28]	34.6	<b>47.1</b>
	Ours (LSTM + AL)	<b>42.9</b>	46.9

Table 1. Segmentation Results on the Breakfast Action dataset. MoF refers to the Mean over Frames metric and IoU is the Intersection over Union metric.

It should be noted that the other unsupervised approach[28], requires the number of clusters based on the groundtruth to achieve the performance whereas our approach does not require such knowledge and is done in a streaming fashion. Additionally, the weakly supervised methods[15, 26, 10] require both the number of actions as well as an ordered list of sub-activities as input. ECTC [15] is based on discriminative clustering, while OCDC [6] and Fine2Coarse [26] are also RNN-based methods like our approach.

#### 4.3.2 50 Salads Dataset

We also evaluate our approach on the 50 Salads dataset, using only the visual features as input. We report the Mean of Frames (MoF) metric for fair comparison. We present results on the “eval” granularity level for evaluation. As can be seen from Table 2, the proposed approach significantly outperforms the other unsupervised approach, improving by over 11%. We also show the performance of the frame-based classification approaches VGG and IDT [20] to show the impact of temporal modeling. It should be noted

Supervision	Approach	MoF
Full	VGG**[20]	7.6%
	IDT**[20]	54.3%
	S-CNN + LSTM[20]	66.6%
	TDRN[21]	68.1%
	ST-CNN + Seg[20]	72.0%
None	TCN[25]	<b>73.4%</b>
	LSTM + KNN[4]	54.0%
	Ours (LSTM + AL)	<b>60.6%</b>

Table 2. Segmentation Results on the 50 Salads dataset, at granularity ‘Eval’. \*\*Models were intentionally reported without temporal constraints for ablative studies.

that the fully supervised approaches required significantly more training data - both in the form of labels as well as training epochs. Additionally, the TCN approach[25] uses the accelerometer data as well to achieve the state-of-the-art performance of 74.4%

### 4.3.3 INRIA Instructional Videos Dataset

Finally, we evaluate our approach on the INRIA Instructional Videos dataset, which posed a significant challenge in the form of high amounts of background (noise) data. We report the F1 score for fair comparison to the other state-of-the-art approaches. As can be seen from Table 3, the proposed model outperforms the other unsupervised approach [28] by 23.3%, the weakly supervised approach [6] by 24.8% and has competitive performance to the fully supervised approaches [23, 3, 28].

Supervision	Approach	F1
Full	HMM + Text [23]	22.9%
	Discriminative Clustering[3]	41.4%
	KNN+GMM[28] + GT	<b>69.2%</b>
Weak	OCDC + Text Features [6]	28.9%
	OCDC [6]	<b>31.8%</b>
None	KNN+GMM[28]	32.2%
	Ours (RNN + No AL)	25.9%
	Ours (RNN + AL)	29.4%
	Ours (LSTM + No AL)	36.4%
	Ours (LSTM + AL)	<b>39.7%</b>

Table 3. Segmentation Results on the INRIA Instructional Videos dataset. We report F1 score for comparison with other approaches.

We also evaluate the performance of the models with and without adaptive learning. It can be seen that long term temporal dependence captured by LSTMs is significant, especially due to the long duration of each activity in the dataset. Additionally, the use of adaptive learning has a significant improvement in the segmentation framework, improving the performance by 9% and 11% for the RNN-based model and the LSTM-based model respectively, indicating a reduced overfitting of the model to the visual data.

### 4.3.4 Improved Features for Action Recognition

To evaluate the ability of the network to learn highly discriminative features for recognition, we evaluated the performance of the proposed approach in a recognition task. We use the model pretrained on the segmentation task on the Breakfast Actions dataset and use the hidden layer of the LSTM as input to a fully connected layer and use cross entropy to train the model. We also trained another network with the same structure - VGG16 + LSTM without the pre-training on the segmentation task to compare the effect of the features learned using self-supervision.

As can be seen from Table 4, the use of self-supervision to pretrain the network prior to the recognition task improves the recognition performance of the network and has comparable performance to the other state-of-the-art approaches. It improves significantly on the network without pretraining, improving the performance 13.12%.

Approach	Precision
HCF + HMM [18]	14.90%
HCF + CFG + HMM [18]	31.8%
RNN + ECTC [15]	35.6%
RNN + ECTC (Cosine) [15]	36.7%
HCF + Pattern Theory [9]	38.6%
HCF + Pattern Theory + ConceptNet[1]	42.9%
VGG16 + LSTM	33.54%
VGG16 + LSTM + Predictive Features(AL)	<b>37.87%</b>

Table 4. *Improved Activity Recognition*: Results on the Activity Recognition task from the Breakfast Action dataset. HCF refers to the use of handcrafted features such as Histogram of Oriented Gradients (HOG) and Histogram of Optical Flow (HOF). AL refers to the use of Adaptive Learning during training for segmentation.

### 4.4. Qualitative Evaluation

Through the predictive, self supervised framework, we are able to learn the sequence of visual features in streaming video. We visualize the segmentation performance of the proposed framework on the Breakfast Actions Dataset in Figure 3. It can be seen that the proposed approach has high temporal coherence and does not suffer from over segmentation, especially when the segments are long, and hence allow the model to learn from observation by providing more samples of the “intra-event” samples. Additionally, it can be seen that weakly supervised approaches like OCDC[6] and ECTC[15] suffer from over segmentation and intraclass fragmentation. This can arguably be attributed to the fact that they tend to enforce semantics, in the form of weak ordering of activities in the video regardless of the changes in visual features. Fully supervised approaches, such as HTK[19] perform better, especially due to the ability to assign semantics to visual features. However, they are also affected by the problem unbalanced data and dataset shift, as can be seen from the performance of HTK in Figure 3 where the background class was segmented into other classes.

We also qualitatively evaluated the impact of adaptive learning and long term temporal memory in Figure 4, where the performance of the alternative methods described in Section 4.3.3. It can be seen that the use of adaptive learning during training allows the model to not overfit to any single class’ intra-event frames and help generalize to other classes regardless of amount of training data. It is not to say that the problem of unbalanced data is alleviated, but the adaptive learning *does* help to some extent. It is interesting to note that the LSTM model tends to over-segment when not trained with adaptive learning, while the RNN-based model does not suffer from the same fate.

## 5. Conclusion

Self-supervised, predictive learning can be used to learn highly discriminative features and help segment long, com-



plex videos into their constituent activities. This also helps us break the ever-increasing demands on annotation quality and quantity of training data. There is no training required include the need for the number of activities present in a given video, a constraint faced by state-of-the-art unsupervised learning methods. We demonstrate how the proposed self-supervised learning paradigm can be used to segment long, highly complex visual sequences. Extensive experiments demonstrate the applicability of the approach to different domains and its highly competitive performance.

## References

- [1] S. Aakur, F. D. de Souza, and S. Sarkar. Going deeper with semantics: Exploiting semantic contextualization for interpretation of human activity in videos. In *Winter Conference on Applications of Computer Vision*. IEEE, 2019. 1, 8
- [2] S. N. Aakur, F. D. de Souza, and S. Sarkar. Towards a knowledge-based approach for generating video descriptions. In *Conference on Computer and Robot Vision (CRV)*. Springer, 2017. 1
- [3] J.-B. Alayrac, P. Bojanowski, N. Agrawal, J. Sivic, I. Laptev, and S. Lacoste-Julien. Unsupervised learning from narrated instruction videos. In *Proceedings of the IEEE Conference on Computer Vision and Pattern Recognition*, pages 4575–4583, 2016. 2, 6, 8
- [4] B. L. Bhatnagar, S. Singh, C. Arora, C. Jawahar, and K. CVIT. Unsupervised learning of deep feature representation for clustering egocentric actions. In *Proceedings of the 26th International Joint Conference on Artificial Intelligence*, pages 1447–1453. AAAI Press, 2017. 2, 7
- [5] Y. Bin, Y. Yang, F. Shen, X. Xu, and H. T. Shen. Bidirectional long-short term memory for video description. In *Proceedings of the 2016 ACM on Multimedia Conference*, pages 436–440. ACM, 2016. 1
- [6] P. Bojanowski, R. Lajugie, F. Bach, I. Laptev, J. Ponce, C. Schmid, and J. Sivic. Weakly supervised action labeling in videos under ordering constraints. In *European Conference on Computer Vision*, pages 628–643. Springer, 2014. 2, 7, 8
- [7] G. A. Carpenter and S. Grossberg. *Adaptive resonance theory*. Springer, 2016. 2
- [8] R. Chaudhry, A. Ravichandran, G. Hager, and R. Vidal. Histograms of oriented optical flow and binet-cauchy kernels on nonlinear dynamical systems for the recognition of human actions. In *IEEE Conference on Computer Vision and Pattern Recognition (CVPR)*, pages 1932–1939. IEEE, 2009. 3
- [9] F. D. de Souza, S. Sarkar, A. Srivastava, and J. Su. Spatially coherent interpretations of videos using pattern theory. *International Journal on Computer Vision*, pages 1–21, 2016. 8
- [10] L. Ding and C. Xu. Weakly-supervised action segmentation with iterative soft boundary assignment. In *The IEEE Conference on Computer Vision and Pattern Recognition (CVPR)*, 2018. 2, 7
- [11] J. M. Fuster. The prefrontal cortex and its relation to behavior. In *Progress in brain research*, volume 87, pages 201–211. Elsevier, 1991. 2
- [12] Z. Guo, L. Gao, J. Song, X. Xu, J. Shao, and H. T. Shen. Attention-based lstm with semantic consistency for videos captioning. In *Proceedings of the 2016 ACM on Multimedia Conference*, pages 357–361. ACM, 2016. 1
- [13] C. Hanson and S. J. Hanson. Development of schemata during event parsing: Neisser’s perceptual cycle as a recurrent connectionist network. *Journal of Cognitive Neuroscience*, 8(2):119–134, 1996. 2
- [14] S. Hochreiter and J. Schmidhuber. Long short-term memory. *Neural computation*, 9(8):1735–1780, 1997. 3, 5
- [15] D.-A. Huang, L. Fei-Fei, and J. C. Niebles. Connectionist temporal modeling for weakly supervised action labeling. In *European Conference on Computer Vision*, pages 137–153. Springer, 2016. 2, 7, 8
- [16] X. Jia, B. De Brabandere, T. Tuytelaars, and L. V. Gool. Dynamic filter networks. In *Advances in Neural Information Processing Systems*, pages 667–675, 2016. 4
- [17] A. Karpathy, G. Toderici, S. Shetty, T. Leung, R. Sukthankar, and L. Fei-Fei. Large-scale video classification with convolutional neural networks. In *IEEE Conference on Computer Vision and Pattern Recognition (CVPR)*, pages 1725–1732, 2014. 1
- [18] H. Kuehne, A. Arslan, and T. Serre. The language of actions: Recovering the syntax and semantics of goal-directed human activities. In *IEEE Conference on Computer Vision and Pattern Recognition (CVPR)*, pages 780–787, 2014. 1, 2, 6, 7, 8
- [19] H. Kuehne, J. Gall, and T. Serre. An end-to-end generative framework for video segmentation and recognition. In *Applications of Computer Vision (WACV), 2016 IEEE Winter Conference on*, pages 1–8. IEEE, 2016. 7, 8
- [20] C. Lea, A. Reiter, R. Vidal, and G. D. Hager. Segmental spatiotemporal cnns for fine-grained action segmentation. In *European Conference on Computer Vision*, pages 36–52. Springer, 2016. 2, 6, 7
- [21] P. Lei and S. Todorovic. Temporal deformable residual networks for action segmentation in videos. In *Proceedings of the IEEE Conference on Computer Vision and Pattern Recognition*, pages 6742–6751, 2018. 7
- [22] L. v. d. Maaten and G. Hinton. Visualizing data using t-sne. *Journal of machine learning research*, 9(Nov):2579–2605, 2008. 2
- [23] J. Malmaud, J. Huang, V. Rathod, N. Johnston, A. Rabinovich, and K. Murphy. What’s cookin’? interpreting cooking videos using text, speech and vision. *arXiv preprint arXiv:1503.01558*, 2015. 2, 8
- [24] U. Neisser. Cognitive psychology new york: Appleton-century-crofts. *Google Scholar*, 1967. 2
- [25] C. L. M. D. F. René and V. A. R. G. D. Hager. Temporal convolutional networks for action segmentation and detection. In *IEEE International Conference on Computer Vision (ICCV)*, 2017. 2, 6, 7
- [26] A. Richard and J. Gall. Temporal action detection using a statistical language model. In *Proceedings of the IEEE Con-*

- ference on Computer Vision and Pattern Recognition*, pages 3131–3140, 2016. 7
- [27] A. Richard, H. Kuehne, and J. Gall. Weakly supervised action learning with rnn based fine-to-coarse modeling. In *IEEE Conf. on Computer Vision and Pattern Recognition*, volume 1, page 3, 2017. 2, 7
  - [28] F. Sener and A. Yao. Unsupervised learning and segmentation of complex activities from video. In *The IEEE Conference on Computer Vision and Pattern Recognition (CVPR)*, 2018. 2, 7, 8
  - [29] K. Simonyan and A. Zisserman. Very deep convolutional networks for large-scale image recognition. *arXiv preprint arXiv:1409.1556*, 2014. 5
  - [30] S. Stein and S. J. McKenna. Combining embedded accelerometers with computer vision for recognizing food preparation activities. In *Proceedings of the 2013 ACM international joint conference on Pervasive and ubiquitous computing*, pages 729–738. ACM, 2013. 6
  - [31] T. A. Van Dijk, W. Kintsch, and T. A. Van Dijk. Strategies of discourse comprehension. 1983. 2
  - [32] S. Venugopalan, M. Rohrbach, J. Donahue, R. Mooney, T. Darrell, and K. Saenko. Sequence to sequence-video to text. In *Proceedings of the IEEE international conference on computer vision*, pages 4534–4542, 2015. 1
  - [33] S. Venugopalan, H. Xu, J. Donahue, M. Rohrbach, R. Mooney, and K. Saenko. Translating videos to natural language using deep recurrent neural networks. *arXiv preprint arXiv:1412.4729*, 2014. 1
  - [34] C. Vondrick, H. Pirsiavash, and A. Torralba. Anticipating visual representations from unlabeled video. In *Proceedings of the IEEE Conference on Computer Vision and Pattern Recognition*, pages 98–106, 2016. 4
  - [35] H. Wang and C. Schmid. Action recognition with improved trajectories. In *Proceedings of the IEEE international conference on computer vision*, pages 3551–3558, 2013. 3
  - [36] L. Yao, A. Torabi, K. Cho, N. Ballas, C. Pal, H. Larochelle, and A. Courville. Describing videos by exploiting temporal structure. In *IEEE International Conference on Computer Vision (ICCV)*, pages 4507–4515, 2015. 1
  - [37] J. M. Zacks and K. M. Swallow. Event segmentation. *Current Directions in Psychological Science*, 16(2):80–84, 2007. 2
  - [38] J. M. Zacks and B. Tversky. Event structure in perception and conception. *Psychological bulletin*, 127(1):3, 2001. 2
  - [39] J. M. Zacks, B. Tversky, and G. Iyer. Perceiving, remembering, and communicating structure in events. *Journal of Experimental Psychology: General*, 130(1):29, 2001. 1, 2