
Densely Connected Attention Propagation for Reading Comprehension

Yi Tay¹, *Luu Anh Tuan², Siu Cheung Hui³ and Jian Su⁴

^{1,3}Nanyang Technological University, Singapore

^{2,4}Institute for Infocomm Research, Singapore

ytay017@e.ntu.edu.sg¹

at.luu@i2r.a-star.edu.sg²

asschui@ntu.edu.sg³

sujian@i2r.a-star.edu.sg⁴

Abstract

We propose DECAPROP (*Densely Connected Attention Propagation*), a new densely connected neural architecture for reading comprehension (RC). There are two distinct characteristics of our model. Firstly, our model densely connects all pairwise layers of the network, modeling relationships between passage and query across all hierarchical levels. Secondly, the dense connectors in our network are learned via attention instead of standard residual skip-connectors. To this end, we propose novel *Bidirectional Attention Connectors* (BAC) for efficiently forging connections throughout the network. We conduct extensive experiments on four challenging RC benchmarks. Our proposed approach achieves state-of-the-art results on all four, outperforming existing baselines by up to 2.6% – 14.2% in absolute F1 score.

1 Introduction

The dominant neural architectures for reading comprehension (RC) typically follow a standard ‘encode-interact-point’ design [Wang and Jiang, 2016; Seo et al., 2016; Xiong et al., 2016; Wang et al., 2017c; Kundu and Ng, 2018]. Following the embedding layer, a compositional encoder typically encodes Q (query) and P (passage) individually. Subsequently, an (bidirectional) attention layer is then used to model interactions between P/Q . Finally, these attended representations are then reasoned over to find (point to) the best answer span. While, there might be slight variants of this architecture, this overall architectural design remains consistent across many RC models.

Intuitively, the design of RC models often possess some depth, i.e., every stage of the network easily comprises several layers. For example, the R-NET [Wang et al., 2017c] architecture adopts three BiRNN layers as the encoder and two additional BiRNN layers at the interaction layer. BiDAF [Seo et al., 2016] uses two BiLSTM layers at the pointer layer, etc. As such, RC models are often relatively deep, at the very least within the context of NLP.

Unfortunately, the depth of a model is not without implications. It is well-established fact that increasing the depth may impair gradient flow and feature propagation, making networks harder to train [He et al., 2016; Srivastava et al., 2015; Huang et al., 2017]. This problem is prevalent in computer vision, where mitigation strategies that rely on shortcut connections such as Residual networks [He et al., 2016], GoogLeNet [Szegedy et al., 2015] and DenseNets [Huang et al., 2017] were incepted. Naturally, many of the existing RC models already have some built-in designs to workaround this issue by shortening the signal path in the network. Examples include attention flow

*Equal contribution

[Seo et al., 2016], residual connections [Xiong et al., 2017; Yu et al., 2018] or simply the usage of highway encoders [Srivastava et al., 2015]. As such, we hypothesize that explicitly improving information flow can lead to further and considerable improvements in RC models.

A second observation is that the flow of P/Q representations across the network are often well-aligned and ‘synchronous’, i.e., P is often only matched with Q at the same hierarchical stage (e.g., only after they have passed through a fixed number of encoder layers). To this end, we hypothesize that increasing the number of interaction interfaces, i.e., matching in an asynchronous, cross-hierarchical fashion, can also lead to an improvement in performance.

Based on the above mentioned intuitions, this paper proposes a new architecture with two distinct characteristics. Firstly, our network is densely connected, connecting every layer of P with every layer of Q . This not only facilitates information flow but also increases the number of interaction interfaces between P/Q . Secondly, our network is densely connected by *attention*, making it vastly different from any residual mitigation strategy in the literature. To the best of our knowledge, this is the first work that explicitly considers attention as a form of skip-connector.

Notably, models such as BiDAF incorporates a form of attention propagation (flow). However, this is inherently unsuitable for forging dense connections throughout the network since this would incur a massive increase in the representation size in subsequent layers. To this end, we propose efficient *Bidirectional Attention Connectors* (BAC) as a base building block to connect two sequences at arbitrary layers. The key idea is to compress the attention outputs so that they can be small enough to propagate, yet enabling a connection between two sequences. The propagated features are collectively passed into prediction layers, which effectively connect shallow layers to deeper layers. Therefore, this enables multiple bidirectional attention calls to be executed without much concern, allowing us to efficiently connect multiple layers together.

Overall, we propose DECAPROP (Densely Connected Attention Propagation), a novel architecture for reading comprehension. DECAPROP achieves a significant gain of 2.6% – 14.2% absolute improvement in F1 score over the existing state-of-the-art on four challenging RC datasets, namely NewsQA [Trischler et al., 2016], Quasar-T [Dhingra et al., 2017], SearchQA [Dunn et al., 2017] and NarrativeQA [Kočišký et al., 2017].

2 Bidirectional Attention Connectors (BAC)

This section introduces the Bidirectional Attention Connectors (BAC) module which is central to our overall architecture. The BAC module can be thought of as a *connector* component that connects two sequences/layers.

The key goals of this module are to (1) connect any two layers of P/Q in the network, returning a residual feature that can be propagated² to deeper layers, (2) model cross-hierarchical interactions between P/Q and (3) minimize any costs incurred to other network components such that this component may be executed multiple times across all layers.

Let $P \in \mathbb{R}^{\ell_p \times d}$ and $Q \in \mathbb{R}^{\ell_q \times d}$ be inputs to the BAC module. The initial steps in this module remains identical to standard bi-attention in which an affinity matrix is constructed between P/Q . In our bi-attention module, the affinity matrix is computed via:

$$E_{ij} = \frac{1}{\sqrt{d}} \mathbf{F}(p_i)^\top \mathbf{F}(q_j) \quad (1)$$

where $\mathbf{F}(\cdot)$ is a standard dense layer with ReLU activations and d is the dimensionality of the vectors. Note that this is the scaled dot-product attention from Vaswani et al. [2017]. Next, we learn an alignment between P/Q as follows:

$$A = \text{Softmax}(E^\top)P \quad \text{and} \quad B = \text{Softmax}(E)Q \quad (2)$$

where A, B are the aligned representations of the query/passage respectively. In many standard neural QA models, it is common to pass an augmented³ matching vector of this attentional representation to

²Notably, signals still have to back-propagate through the BAC parameters. However, this still enjoys the benefits when connecting far away layers and also by increasing the number of pathways.

³This refers to common element-wise operations such as the subtraction or multiplication.

subsequent layers. For this purpose, functions such as $f = W([b_i; p_i; b_i \odot p_i, b_i - p_i]) + b$ have been used [Wang and Jiang, 2016]. However, simple/naive augmentation would not suffice in our use case. Even without augmentation, every call of bi-attention returns a new d dimensional vector for each element in the sequence. If the network has l layers, then connecting⁴ all pairwise layers would require l^2 connectors and therefore an output dimension of $l^2 \times d$. This is not only computationally undesirable but also require a large network at the end to reduce this vector. With augmentation, this problem is aggravated. Hence, standard bidirectional attention is not suitable here.

To overcome this limitation, we utilize a parameterized function $G(\cdot)$ to compress the bi-attention vectors down to scalar.

$$g_i^p = [G([b_i; p_i]); G(b_i - p_i); G(b_i \odot p_i)] \quad (3)$$

where $g_i^p \in \mathbb{R}^3$ is the output (for each element in P) of the BAC module. This is done in an identical fashion for a_i and q_i to form g_i^q for each element in Q . Intuitively g_i^* where $*$ = $\{p, q\}$ are the learned scalar attention that is propagated to upper layers. Since there are only three scalars, they will not cause any problems even when executed for multiple times. As such, the connection remains relatively lightweight. This compression layer can be considered as a defining trait of the BAC, differentiating it from standard bi-attention.

Naturally, there are many potential candidates for the function $G(\cdot)$. One natural choice is the standard dense layer (or multiple dense layers). However, dense layers are limited as they do not compute dyadic pairwise interactions between features which inhibit its expressiveness. On the other hand, factorization-based models are known to not only be expressive and efficient, but also able to model low-rank structure well.

To this end, we adopt factorization machines (FM) [Rendle, 2010] as $G(\cdot)$. The FM layer is defined as:

$$G(x) = w_0 + \sum_{i=1}^n w_i x_i + \sum_{i=1}^n \sum_{j=i+1}^n \langle v_i, v_j \rangle x_i x_j \quad (4)$$

where $v \in \mathbb{R}^{d \times k}$, $w_0 \in \mathbb{R}$ and $w_i \in \mathbb{R}^d$. The output $G(x)$ is a scalar. Intuitively, this layer tries to learn pairwise interactions between every x_i and x_j using factorized (vector) parameters v . In the context of our BAC module, the FM layer is trying to learn a low-rank structure from the ‘match’ vector (e.g., $b_i - p_i$, $b_i \odot p_i$ or $[b_i; p_i]$). Finally, we note that the BAC module takes inspiration from the main body of our CAFE model [Tay et al., 2017] for entailment classification. However, this work demonstrates the usage and potential of the BAC as a residual connector.

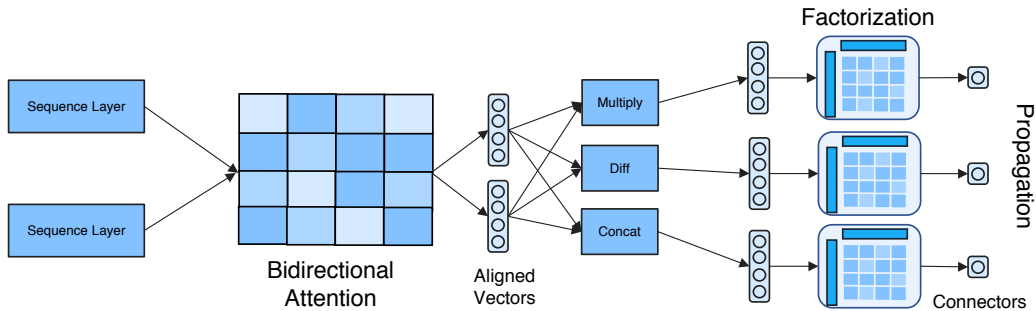


Figure 1: High level overview of our proposed Bidirectional Attention Connectors (BAC). BAC supports connecting two sequence layers with attention and produces connectors that can be propagated to deeper layers of the network.

3 Densely Connected Attention Propagation (DECAPROP)

In this section, we describe our proposed model in detail. Figure 2 depicts a high-level overview of our proposed architecture.

⁴See encoder component of Figure 2 for more details.

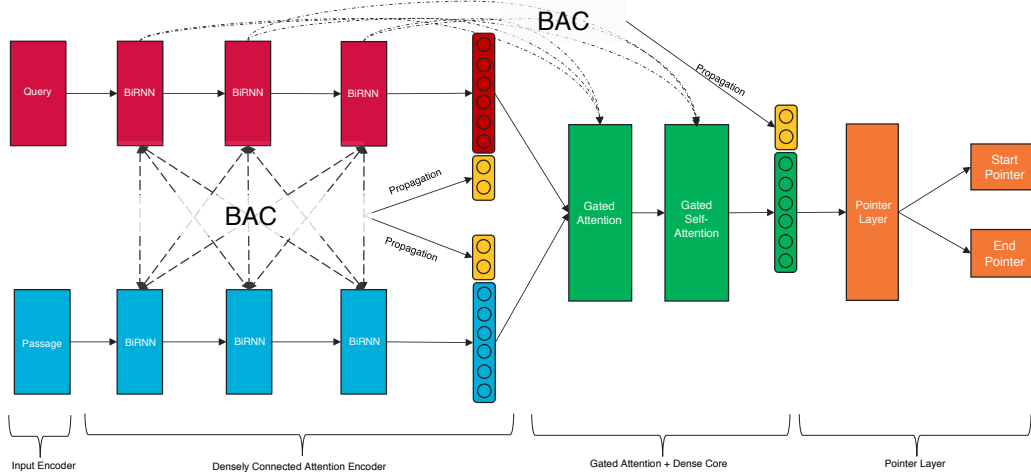


Figure 2: Overview of our proposed model architecture

3.1 Contextualized Input Encoder

The inputs to our model are two sequences P and Q which represent passage and query respectively. Given Q , the task of the RC model is to select a sequence of tokens in P as the answer. Following many RC models, we enhance the input representations with (1) character embeddings (passed into a BiRNN encoder), (2) a binary match feature which denotes if a word in the query appears in the passage (and vice versa) and (3) a normalized frequency score denoting how many times a word appears in the passage. The Char BiRNN of h_c dimensions, along with two other binary features, is concatenated with the word embeddings $w_i \in \mathbb{R}^{d_w}$, to form the final representation of $d_w + h_c + 2$ dimensions.

3.2 Densely Connected Attention Encoder (DECAENC)

The DECAENC accepts the inputs P and Q from the input encoder. DECAENC is a multi-layered encoder with k layers. For each layer, we pass P/Q into a bidirectional RNN layer of h dimensions. Next, we apply our attention connector (BAC) to $H^P/H^Q \in \mathbb{R}^{\approx}$ where H represents the hidden state outputs from the BiRNN encoder where the RNN cell can either be a GRU or LSTM encoder. Let d be the input dimensions of P and Q , then this encoder goes through a process of $d \rightarrow h \rightarrow h+3 \rightarrow h$ in which the BiRNN at layer $l+1$ consumes the propagated features from layer l .

Intuitively, this layer models P/Q whenever they are at the same network hierarchical level. At this point, we include ‘asynchronous’ (cross hierarchy) connections between P and Q . Let P^i, Q^i denote the representations of P, Q at layer i . We apply the Bidirectional Attention Connectors (BAC) as follows:

$$Z_p^{ij}, Z_q^{ij} = F_C(P^i, Q^j) \quad \forall i, j = 1, 2 \dots n \quad (5)$$

where F_C represents the BAC component. This densely connects all representations of P and Q across multiple layers. $Z_*^{ij} \in \mathbb{R}^{3 \times \ell}$ represents the generated features for each ij combination of P/Q . In total, we obtain $3n^2$ compressed attention features for each word. Intuitively, these features capture fine-grained relationships between P/Q at different stages of the network flow. The output of the encoder is the concatenation of all the BiRNN hidden states $H^1, H^2 \dots H^k$ and Z^* which is a matrix of $(nh + 3n^2) \times \ell$ dimensions.

3.3 Densely Connected Core Architecture (DECACORE)

This section introduces the core architecture of our proposed model. This component corresponds to the interaction segment of standard RC model architecture.

Gated Attention The outputs of the densely connected encoder are then passed into a standard gated attention layer. This corresponds to the ‘interact’ component in many other popular RC models

that models Q/P interactions with attention. While there are typically many choices of implementing this layer, we adopt the standard gated bi-attention layer following [Wang et al., 2017c].

$$S = \frac{1}{\sqrt{d}} \mathbf{F}(P)^\top (\mathbf{F}(Q)) \quad (6)$$

$$\bar{P} = \text{Softmax}(S)Q \quad (7)$$

$$P' = \text{BiRNN}(\sigma(\mathbf{W}_g([P; \bar{P}]) + \mathbf{b}_g) \odot P) \quad (8)$$

where σ is the sigmoid function and $F(\cdot)$ are dense layers with ReLU activations. The output P' is the query-dependent passage representation.

Gated Self-Attention Next, we employ a self-attention layer, applying Equation (8) yet again on P' , matching P' against itself to form B , the output representation of the core layer. The key idea is that self-attention models each word in the query-dependent passage representation against all other words, enabling each word to benefit from a wider global view of the context.

Dense Core At this point, we note that there are two intermediate representations of P , i.e., one after the gated bi-attention layer and one after the gated self-attention layer. We denote them as U^1, U^2 respectively. Unlike the Densely Connected Attention Encoder, we no longer have two representations at each hierarchical level since they have already been ‘fused’. Hence, we apply a one-sided BAC to all permutations of $[U^1, U^2]$ and $Q^i, \forall i = 1, 2 \dots k$. Note that the one-sided BAC only outputs values for the left sequence, ignoring the right sequence.

$$R^{kj} = F'_C(U^j, Q^k) \quad \forall k = 1, 2 \dots n, \forall j = 1, 2 \quad (9)$$

where $R^{kj} \in \mathbb{R}^{3 \times \ell}$ represents the connection output and F'_C is the one-sided BAC function. All values of $R^{kj}, \forall j = 1, 2, \forall k = 1, 2 \dots n$ are concatenated to form a matrix R' of $(2n \times 6) \times \ell$, which is then concatenated with U^2 to form $M \in \mathbb{R}^{\ell_p \times (d+12n)}$. This final representation is then passed to the answer prediction layer.

3.4 Answer Pointer and Prediction Layer

Next, we pass M through a stacked BiRNN model with two layers and obtain two representations, H_1^\dagger and H_2^\dagger respectively.

$$H_1^\dagger = \text{BiRNN}(M) \text{ and } H_2^\dagger = \text{BiRNN}(H_1^\dagger) \quad (10)$$

The start and end pointers are then learned via:

$$p^1 = \text{Softmax}(w_1 H_1^\dagger) \text{ and } p^2 = \text{Softmax}(w_2 H_2^\dagger) \quad (11)$$

where $w_1, w_2 \in \mathbb{R}^d$ are parameters of this layer. To train the model, following prior work, we minimize the sum of negative log probabilities of the start and end indices:

$$L(\theta) = -\frac{1}{N} \sum_i \log(p_{y_i^1}^1) + \log(p_{y_i^2}^2) \quad (12)$$

where N is the number of samples, y_i^1, y_i^2 are the true start and end indices. p_k is the k -th value of the vector p . The test span is chosen by finding the maximum value of p_k^1, p_l^2 where $k \leq l$.

4 Experiments

This section describes our experiment setup and empirical results.

4.1 Datasets and Competitor Baselines

We conduct experiments on four challenging QA datasets which are described as follows:

NewsQA This challenging RC dataset [Trischler et al., 2016] comprises 100k QA pairs. Passages are relatively long at about 600 words on average. This dataset has also been extensively used in benchmarking RC models. On this dataset, the key competitors are BiDAF [Seo et al., 2016], Match-LSTM [Wang and Jiang, 2016], FastQA/FastQA-Ext [Weissenborn et al., 2017], R2-BiLSTM [Weissenborn, 2017], AMANDA [Kundu and Ng, 2018].

Quasar-T This dataset [Dhingra et al., 2017] comprises 43k factoid-based QA pairs and is constructed using ClueWeb09 as its backbone corpus. The key competitors on this dataset are BiDAF and the Reinforced Ranker-Reader (R³) [Wang et al., 2017a]. Several variations of the ranker-reader model (e.g., SR, SR²), which use the Match-LSTM underneath, are also compared against.

SearchQA This dataset [Dunn et al., 2017] aims to emulate the search and retrieval process in question answering applications. The challenge involves reasoning over multiple documents. In this dataset, we concatenate all documents into a single passage context and perform RC over the documents. The competitor baselines on this dataset are Attention Sum Reader (ASR) [Kadlec et al., 2016], Focused Hierarchical RNNs (FH-RNN) [Ke et al., 2018], AMANDA [Kundu and Ng, 2018], BiDAF, AQA [Buck et al., 2017] and the Reinforced Ranker-Reader (R³) [Wang et al., 2017a].

NarrativeQA [Kočíský et al., 2017] is a recent QA dataset that involves comprehension over stories. We use the summaries setting⁵ which is closer to a standard QA or reading comprehension setting. We compare with the baselines in the original paper, namely Seq2Seq, Attention Sum Reader and BiDAF. We also compare with the recent BiAttention + MRU model [Tay et al., 2018b].

As compared to the popular SQuAD dataset [Rajpurkar et al., 2016], these datasets are either (1) more challenging⁶, involves more multi-sentence reasoning or (2) is concerned with searching across multiple documents in an ‘open domain’ setting (SearchQA/Quasar-T). Hence, these datasets accurately reflect real world applications to a greater extent. However, we regard the concatenated documents as a single context for performing reading comprehension. The evaluation metrics are the EM (exact match) and F1 score. Note that for all datasets, we compare all models solely on the RC task. Therefore, for fair comparison we do not compare with algorithms that use a second-pass answer re-ranker [Wang et al., 2017b]. Finally, to ensure that our model is not a failing case of SQuAD, and as requested by reviewers, we also include development set scores of our model on SQuAD.

4.2 Experimental Setup

Our model is implemented in Tensorflow [Abadi et al., 2015]. The sequence lengths are capped at 800/700/1500/1100 for NewsQA, SearchQA, Quasar-T and NarrativeQA respectively. We use Adadelta [Zeiler, 2012] with $\alpha = 0.5$ for NewsQA, Adam [Kingma and Ba, 2014] with $\alpha = 0.001$ for SearchQA, Quasar-T and NarrativeQA. The choice of the RNN encoder is tuned between GRU and LSTM cells and the hidden size is tuned amongst {32, 50, 64, 75}. We use the CUDNN implementation of the RNN encoder. Batch size is tuned amongst {16, 32, 64}. Dropout rate is tuned amongst {0.1, 0.2, 0.3} and applied to all RNN and fully-connected layers. We apply variational dropout [Gal and Ghahramani, 2016] in-between RNN layers. We initialize the word embeddings with 300D GloVe embeddings [Pennington et al., 2014] and are fixed during training. The size of the character embeddings is set to 8 and the character RNN is set to the same as the word-level RNN encoders. The maximum characters per word is set to 16. The number of layers in DECAENC is set to 3 and the number of factors in the factorization kernel is set to 64. We use a learning rate decay factor of 2 and patience of 3 epochs whenever the EM (or ROUGE-L) score on the development set does not increase.

5 Results

Overall, our results are optimistic and promising, with results indicating that DECAPROP achieves state-of-the-art performance⁷ on all four datasets.

⁵Notably, a new SOTA was set by [Hu et al., 2018] after the NIPS submission deadline.

⁶This is claimed by authors in most of the dataset papers.

⁷As of NIPS 2018 submission deadline.

Model	Dev		Test	
	EM	F1	EM	F1
Match-LSTM	34.4	49.6	34.9	50.0
BARB	36.1	49.6	34.1	48.2
BiDAF	N/A	N/A	37.1	52.3
Neural BoW	25.8	37.6	24.1	36.6
FastQA	43.7	56.4	41.9	55.7
FastQAExt	43.7	56.1	42.8	56.1
R2-BiLSTM	N/A	N/A	43.7	56.7
AMANDA	48.4	63.3	48.4	63.7
DECAPROP	52.5	65.7	53.1	66.3

Table 1: Performance comparison on NewsQA dataset.

	Dev		Test	
	Acc	F1 ⁿ	Acc	F1 ⁿ
TF-IDF max	13.0	N/A	12.7	N/A
ASR	43.9	24.2	41.3	22.8
FH-RNN	49.6	56.7	46.8	53.4
AMANDA	48.6	57.7	46.8	56.6
DECAPROP	64.5	71.9	62.2	70.8

Table 3: Evaluation on *original setting*, Unigram Accuracy and N-gram F1 scores on SearchQA dataset.

	Dev		Test	
	EM	F1	EM	F1
GA	25.6	25.6	26.4	26.4
BiDAF	25.7	28.9	25.9	28.5
SR	N/A	N/A	31.5	38.5
SR ²	N/A	N/A	31.9	38.8
R ³	N/A	N/A	34.2	40.9
DECAPROP	39.7	48.1	38.6	46.9

Table 2: Performance comparison on Quasar-T dataset.

	Dev		Test	
	EM	F1	EM	F1
BiDAF	31.7	37.9	28.6	34.6
AQA	40.5	47.4	38.7	45.6
R ³	N/A	N/A	49.0	55.3
DECAPROP	58.8	65.5	56.8	63.6

Table 4: Evaluation on Exact Match and F1 Metrics on SearchQA dataset.

	Test / Validation			
	BLEU-1	BLEU-4	METEOR	ROUGE-L
Seq2Seq	15.89 / 16.10	1.26 / 1.40	4.08 / 4.22	13.15 / 13.29
Attention Sum Reader	23.20 / 23.54	6.39 / 5.90	7.77 / 8.02	22.26 / 23.28
BiDAF	33.72 / 33.45	15.53 / 15.69	15.38 / 15.68	36.30 / 36.74
BiAttention + MRU	- / 36.55	- / 19.79	- / 17.87	- / 41.44
DECAPROP	42.00 / 44.35	23.42 / 27.61	23.42 / 21.80	40.07 / 44.69

Table 5: Evaluation on NarrativeQA (Story Summaries).

Model	EM	F1
DCN [Xiong et al., 2016]	66.2	75.9
DCN + CoVE [McCann et al., 2017]	71.3	79.9
R-NET (Wang et al.) [Wang et al., 2017c]	72.3	80.6
R-NET (Our re-implementation)	71.9	79.6
DECAPROP (This paper)	72.9	81.4
QANet [Yu et al., 2018]	73.6	82.7

Table 6: Single model dev scores (published scores) of some representative models on SQuAD.

NewsQA Table 1 reports the results on NewsQA. On this dataset, DECAPROP outperforms the existing state-of-the-art, i.e., the recent AMANDA model by (+4.7% EM / +2.6% F1). Notably, AMANDA is a strong neural baseline that also incorporates gated self-attention layers, along with question-aware pointer layers. Moreover, our proposed model also outperforms well-established baselines such as Match-LSTM (+18% EM / +16.3% F1) and BiDAF (+16% EM / +14% F1).

Quasar-T Table 2 reports the results on Quasar-T. Our model achieves state-of-the-art performance on this dataset, outperforming the state-of-the-art R³ (Reinforced Ranker Reader) by a considerable margin of +4.4% EM / +6% F1. Performance gain over standard baselines such as BiDAF and GA are even larger (> 15% F1).

SearchQA Table 3 and Table 4 report the results⁸ on SearchQA. On the original setting, our model outperforms AMANDA by +15.4% EM and +14.2% in terms of F1 score. On the overall setting, our model outperforms both AQA (+18.1% EM / +18% F1) and Reinforced Reader Ranker (+7.8% EM /

⁸ The original SearchQA paper [Dunn et al., 2017], along with AMANDA [Kundu and Ng, 2018] report results on Unigram Accuracy and N-gram F1. On the other hand, [Buck et al., 2017] reports results on overall EM/F1 metrics. We provide comparisons on both.

+8.3% F1). Both models are reinforcement learning based extensions of existing strong baselines such as BiDAF and Match-LSTM.

NarrativeQA Table 5 reports the results on NarrativeQA. Our proposed model outperforms all baseline systems (Seq2Seq, ASR, BiDAF) in the original paper. On average, there is a $\approx +5\%$ improvement across all metrics.

SQuAD Table 6 reports dev scores⁹ of our model against several representative models on the popular SQuAD benchmark. While our model does not achieve state-of-the-art performance, our model can outperform the base R-NET (both our implementation as well as the published score). Our model achieves reasonably competitive performance.

5.1 Ablation Study

We conduct an ablation study on the NewsQA development set (Table 7). More specifically, we report the development scores of seven ablation baselines. In (1), we removed the entire DECAPROP architecture, reverting it to an enhanced version of the original R-NET model¹⁰. In (2), we removed DECAENC and passed U^2 to the answer layer instead of M . In (3), we removed the DECAENC layer and used a 3-layered BiRNN instead. In (4), we kept the DECAENC but only compared layer of the same hierarchy and omitted cross hierarchical comparisons. In (5), we removed the Gated Bi-Attention and Gated Self-Attention layers. Removing these layers simply allow previous layers to pass through. In (6-7), we varied n , the number of layers of DECAENC. Finally, in (8-9), we varied the FM with linear and nonlinear feed-forward layers.

Ablation	EM	F1
(1) Remove All (R-NET)	48.1	61.2
(2) w/o DECAENC	51.5	64.5
(3) w/o DECAENC	49.3	62.0
(4) w/o Cross Hierarchy	50.0	63.1
(5) w/o Gated Attention	49.4	62.8
(6) Set DECAENC $n = 2$	50.5	63.4
(7) Set DECAENC $n = 4$	50.7	63.3
(8) DecaProp (Linear $d \rightarrow 1$)	50.9	63.0
(9) DecaProp (Nonlinear $d \rightarrow d \rightarrow 1$)	48.9	60.0
Full Architecture ($n = 3$)	52.5	65.7

Table 7: Ablation study on NewsQA development set.

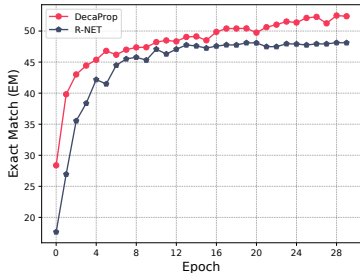


Table 8: Development EM score (DECAPROP versus R-NET) on NewsQA.

From (1), we observe a significant gap in performance between DECAPROP and R-NET. This demonstrates the effectiveness of our proposed architecture. Overall, the key insight is that all model components are crucial to DECAPROP. Notably, the DECAENC seems to contribute the most to the overall performance. Finally, Figure 8 shows the performance plot of the development EM metric (NewsQA) over training. We observe that the superiority of DECAPROP over R-NET is consistent and relatively stable. This is also observed across other datasets but not reported due to the lack of space.

6 Related Work

In recent years, there has been an increase in the number of annotated RC datasets such as SQuAD [Rajpurkar et al., 2016], NewsQA [Trischler et al., 2016], TriviaQA [Joshi et al., 2017] and RACE

⁹Early testing of our model was actually done on SQuAD. However, since taking part on the heavily contested public leaderboard requires more computational resources than we could muster, we decided to focus on other datasets. In lieu of reviewer requests, we include preliminary results of our model on SQuAD dev set.

¹⁰For fairer comparison, we make several enhancements to the R-NET model as follows: (1) We replaced the additive attention with scaled dot-product attention similar to ours. (2) We added shortcut connections after the encoder layer. (3) We replaced the original Pointer networks with our BiRNN Pointer Layer. We found that these enhancements consistently lead to improved performance. The original R-NET performs at $\approx 2\%$ lower on NewsQA.

[Lai et al., 2017]. Spurred on by the availability of data, many neural models have also been proposed to tackle these challenges. These models include BiDAF [Seo et al., 2016], Match-LSTM [Wang and Jiang, 2016], DCN/DCN+ [Xiong et al., 2016, 2017], R-NET [Wang et al., 2017c], DrQA [Chen et al., 2017], AoA Reader [Cui et al., 2016], Reinforced Mnemonic Reader [Hu et al., 2017], ReasoNet [Shen et al., 2017], AMANDA [Kundu and Ng, 2018], R³ Reinforced Reader Ranker [Wang et al., 2017a] and QANet [Yu et al., 2018]. Many of these models innovate at either (1) the bidirectional attention layer (BiDAF, DCN), (2) invoking multi-hop reasoning (Mnemonic Reader, ReasoNet), (3) reinforcement learning (R³, DCN+), (4) self-attention (AMANDA, R-NET, QANet) and finally, (5) improvements at the encoder level (QANet). While not specifically targeted at reading comprehension, a multitude of pretraining schemes [McCann et al., 2017; Peters et al., 2018; Radford et al.; Devlin et al., 2018] have recently proven to be very effective for language understanding tasks.

Our work is concerned with densely connected networks aimed at improving information flow [Huang et al., 2017; Srivastava et al., 2015; Szegedy et al., 2015]. While most works are concerned with computer vision tasks or general machine learning, there are several notable works in the NLP domain. Ding et al. [2018] proposed Densely Connected BiLSTMs for standard text classification tasks. [Tay et al., 2018a] proposed a co-stacking residual affinity mechanism that includes all pairwise layers of a text matching model in the affinity matrix calculation. In the RC domain, DCN+ [Xiong et al., 2017] used Residual Co-Attention encoders. QANet [Yu et al., 2018] used residual self-attentive convolution encoders. While the usage of highway/residual networks is not an uncommon sight in NLP, the usage of bidirectional attention as a skip-connector is new. Moreover, our work introduces new cross-hierarchical connections, which help to increase the number of interaction interfaces between P/Q .

7 Conclusion

We proposed a new *Densely Connected Attention Propagation* (DECAPROP) mechanism. For the first time, we explore the possibilities of using bidirectional attention as a skip-connector. We proposed Bidirectional Attention Connectors (BAC) for efficient connection of any two arbitrary layers, producing connectors that can be propagated to deeper layers. This enables a shortened signal path, aiding information flow across the network. Additionally, the modularity of the BAC allows it to be easily equipped to other models and even other domains. Our proposed architecture achieves state-of-the-art performance on four challenging QA datasets, outperforming strong and competitive baselines such as Reinforced Reader Ranker (R³), AMANDA, BiDAF and R-NET.

8 Acknowledgements

This paper is partially supported by Baidu I²R Research Centre, a joint laboratory between Baidu and A-Star I²R. The authors would like to thank the anonymous reviewers of NIPS 2018 for their valuable time and feedback!

References

- Martín Abadi, Ashish Agarwal, Paul Barham, Eugene Brevdo, Zhifeng Chen, Craig Citro, Greg S. Corrado, Andy Davis, Jeffrey Dean, Matthieu Devin, Sanjay Ghemawat, Ian Goodfellow, Andrew Harp, Geoffrey Irving, Michael Isard, Yangqing Jia, Rafal Jozefowicz, Lukasz Kaiser, Manjunath Kudlur, Josh Levenberg, Dan Mané, Rajat Monga, Sherry Moore, Derek Murray, Chris Olah, Mike Schuster, Jonathon Shlens, Benoit Steiner, Ilya Sutskever, Kunal Talwar, Paul Tucker, Vincent Vanhoucke, Vijay Vasudevan, Fernanda Viégas, Oriol Vinyals, Pete Warden, Martin Wattenberg, Martin Wicke, Yuan Yu, and Xiaoqiang Zheng. TensorFlow: Large-scale machine learning on heterogeneous systems, 2015. URL <http://tensorflow.org/>. Software available from tensorflow.org.
- Christian Buck, Jannis Bulian, Massimiliano Ciaramita, Andrea Gesmundo, Neil Houlsby, Wojciech Gajewski, and Wei Wang. Ask the right questions: Active question reformulation with reinforcement learning. *arXiv preprint arXiv:1705.07830*, 2017.
- Danqi Chen, Adam Fisch, Jason Weston, and Antoine Bordes. Reading wikipedia to answer open-domain questions. *arXiv preprint arXiv:1704.00051*, 2017.

- Yiming Cui, Zhipeng Chen, Si Wei, Shijin Wang, Ting Liu, and Guoping Hu. Attention-over-attention neural networks for reading comprehension. *arXiv preprint arXiv:1607.04423*, 2016.
- Jacob Devlin, Ming-Wei Chang, Kenton Lee, and Kristina Toutanova. Bert: Pre-training of deep bidirectional transformers for language understanding, 2018.
- Bhuvan Dhingra, Kathryn Mazaitis, and William W Cohen. Quasar: Datasets for question answering by search and reading. *arXiv preprint arXiv:1707.03904*, 2017.
- Zixiang Ding, Rui Xia, Jianfei Yu, Xiang Li, and Jian Yang. Densely connected bidirectional lstm with applications to sentence classification. *arXiv preprint arXiv:1802.00889*, 2018.
- Matthew Dunn, Levent Sagun, Mike Higgins, Ugur Guney, Volkan Cirik, and Kyunghyun Cho. Searchqa: A new q&a dataset augmented with context from a search engine. *arXiv preprint arXiv:1704.05179*, 2017.
- Yarin Gal and Zoubin Ghahramani. A theoretically grounded application of dropout in recurrent neural networks. In *Advances in neural information processing systems*, pages 1019–1027, 2016.
- Kaiming He, Xiangyu Zhang, Shaoqing Ren, and Jian Sun. Deep residual learning for image recognition. In *Proceedings of the IEEE conference on computer vision and pattern recognition*, pages 770–778, 2016.
- Minghao Hu, Yuxing Peng, and Xipeng Qiu. Mnemonic reader for machine comprehension. *arXiv preprint arXiv:1705.02798*, 2017.
- Minghao Hu, Yuxing Peng, Furu Wei, Zhen Huang, Dongsheng Li, Nan Yang, and Ming Zhou. Attention-guided answer distillation for machine reading comprehension. *arXiv preprint arXiv:1808.07644*, 2018.
- Gao Huang, Zhuang Liu, Laurens van der Maaten, and Kilian Q. Weinberger. Densely connected convolutional networks. In *2017 IEEE Conference on Computer Vision and Pattern Recognition, CVPR 2017, Honolulu, HI, USA, July 21-26, 2017*, pages 2261–2269, 2017. doi: 10.1109/CVPR.2017.243. URL <https://doi.org/10.1109/CVPR.2017.243>.
- Mandar Joshi, Eunsol Choi, Daniel S Weld, and Luke Zettlemoyer. Triviaqa: A large scale distantly supervised challenge dataset for reading comprehension. *arXiv preprint arXiv:1705.03551*, 2017.
- Rudolf Kadlec, Martin Schmid, Ondrej Bajgar, and Jan Kleindienst. Text understanding with the attention sum reader network. *arXiv preprint arXiv:1603.01547*, 2016.
- Nan Rosemary Ke, Konrad Zolna, Alessandro Sordani, Zhouhan Lin, Adam Trischler, Yoshua Bengio, Joelle Pineau, Laurent Charlin, and Chris Pal. Focused hierarchical rnns for conditional sequence processing. *arXiv preprint arXiv:1806.04342*, 2018.
- Diederik P. Kingma and Jimmy Ba. Adam: A method for stochastic optimization. *CoRR*, abs/1412.6980, 2014.
- Tomáš Kočiský, Jonathan Schwarz, Phil Blunsom, Chris Dyer, Karl Moritz Hermann, Gábor Melis, and Edward Grefenstette. The narrativeqa reading comprehension challenge. *arXiv preprint arXiv:1712.07040*, 2017.
- Souvik Kundu and Hwee Tou Ng. A question-focused multi-factor attention network for question answering. 2018.
- Guokun Lai, Qizhe Xie, Hanxiao Liu, Yiming Yang, and Eduard Hovy. Race: Large-scale reading comprehension dataset from examinations. *arXiv preprint arXiv:1704.04683*, 2017.
- Bryan McCann, James Bradbury, Caiming Xiong, and Richard Socher. Learned in translation: Contextualized word vectors. In *Advances in Neural Information Processing Systems*, pages 6294–6305, 2017.

- Jeffrey Pennington, Richard Socher, and Christopher D. Manning. Glove: Global vectors for word representation. In *Proceedings of the 2014 Conference on Empirical Methods in Natural Language Processing, EMNLP 2014, October 25-29, 2014, Doha, Qatar, A meeting of SIGDAT, a Special Interest Group of the ACL*, pages 1532–1543, 2014.
- Matthew E Peters, Mark Neumann, Mohit Iyyer, Matt Gardner, Christopher Clark, Kenton Lee, and Luke Zettlemoyer. Deep contextualized word representations. *arXiv preprint arXiv:1802.05365*, 2018.
- Alec Radford, Karthik Narasimhan, Tim Salimans, and Ilya Sutskever. Improving language understanding by generative pre-training.
- Pranav Rajpurkar, Jian Zhang, Konstantin Lopyrev, and Percy Liang. Squad: 100,000+ questions for machine comprehension of text. *arXiv preprint arXiv:1606.05250*, 2016.
- Steffen Rendle. Factorization machines. In *Data Mining (ICDM), 2010 IEEE 10th International Conference on*, pages 995–1000. IEEE, 2010.
- Minjoon Seo, Aniruddha Kembhavi, Ali Farhadi, and Hannaneh Hajishirzi. Bidirectional attention flow for machine comprehension. *arXiv preprint arXiv:1611.01603*, 2016.
- Yelong Shen, Po-Sen Huang, Jianfeng Gao, and Weizhu Chen. Reasonet: Learning to stop reading in machine comprehension. In *Proceedings of the 23rd ACM SIGKDD International Conference on Knowledge Discovery and Data Mining*, pages 1047–1055. ACM, 2017.
- Rupesh Kumar Srivastava, Klaus Greff, and Jürgen Schmidhuber. Highway networks. *CoRR*, abs/1505.00387, 2015.
- Christian Szegedy, Wei Liu, Yangqing Jia, Pierre Sermanet, Scott Reed, Dragomir Anguelov, Dumitru Erhan, Vincent Vanhoucke, Andrew Rabinovich, et al. Going deeper with convolutions. 2015.
- Yi Tay, Luu Anh Tuan, and Siu Cheung Hui. A compare-propagate architecture with alignment factorization for natural language inference. *arXiv preprint arXiv:1801.00102*, 2017.
- Yi Tay, Anh Tuan Luu, and Siu Cheung Hui. Co-stack residual affinity networks with multi-level attention refinement for matching text sequences. In *Proceedings of the 2018 Conference on Empirical Methods in Natural Language Processing*, pages 4492–4502, 2018a.
- Yi Tay, Luu Anh Tuan, and Siu Cheung Hui. Multi-range reasoning for machine comprehension. *arXiv preprint arXiv:1803.09074*, 2018b.
- Adam Trischler, Tong Wang, Xingdi Yuan, Justin Harris, Alessandro Sordani, Philip Bachman, and Kaheer Suleman. Newsqa: A machine comprehension dataset. *arXiv preprint arXiv:1611.09830*, 2016.
- Ashish Vaswani, Noam Shazeer, Niki Parmar, Jakob Uszkoreit, Llion Jones, Aidan N Gomez, Łukasz Kaiser, and Illia Polosukhin. Attention is all you need. In *Advances in Neural Information Processing Systems*, pages 6000–6010, 2017.
- Shuohang Wang and Jing Jiang. Machine comprehension using match-lstm and answer pointer. *arXiv preprint arXiv:1608.07905*, 2016.
- Shuohang Wang, Mo Yu, Xiaoxiao Guo, Zhiguo Wang, Tim Klinger, Wei Zhang, Shiyu Chang, Gerald Tesauro, Bowen Zhou, and Jing Jiang. R3: Reinforced reader-ranker for open-domain question answering. *arXiv preprint arXiv:1709.00023*, 2017a.
- Shuohang Wang, Mo Yu, Jing Jiang, Wei Zhang, Xiaoxiao Guo, Shiyu Chang, Zhiguo Wang, Tim Klinger, Gerald Tesauro, and Murray Campbell. Evidence aggregation for answer re-ranking in open-domain question answering. *arXiv preprint arXiv:1711.05116*, 2017b.
- Wenhui Wang, Nan Yang, Furu Wei, Baobao Chang, and Ming Zhou. Gated self-matching networks for reading comprehension and question answering. In *Proceedings of the 55th Annual Meeting of the Association for Computational Linguistics (Volume 1: Long Papers)*, volume 1, pages 189–198, 2017c.

- Dirk Weissenborn. Reading twice for natural language understanding. *arXiv preprint arXiv:1706.02596*, 2017.
- Dirk Weissenborn, Georg Wiese, and Laura Seiffe. Making neural qa as simple as possible but not simpler. *arXiv preprint arXiv:1703.04816*, 2017.
- Caiming Xiong, Victor Zhong, and Richard Socher. Dynamic coattention networks for question answering. *CoRR*, abs/1611.01604, 2016.
- Caiming Xiong, Victor Zhong, and Richard Socher. Dcn+: Mixed objective and deep residual coattention for question answering. *arXiv preprint arXiv:1711.00106*, 2017.
- Adams Wei Yu, David Dohan, Minh-Thang Luong, Rui Zhao, Kai Chen, Mohammad Norouzi, and Quoc V Le. Qanet: Combining local convolution with global self-attention for reading comprehension. *arXiv preprint arXiv:1804.09541*, 2018.
- Matthew D Zeiler. Adadelata: an adaptive learning rate method. *arXiv preprint arXiv:1212.5701*, 2012.