

Tools and Benchmarks for Automated Log Parsing

Jieming Zhu[¶], Shilin He[†], Jinyang Liu^{‡*}, Pinjia He[§], Qi Xie^{||}, Zibin Zheng[‡], Michael R. Lyu[†]

[¶]Huawei 2012 Labs, Shenzhen, China

[†]Department of Computer Science and Engineering, The Chinese University of Hong Kong, Hong Kong

[‡]School of Data and Computer Science, Sun Yat-Sen University, Guangzhou, China

^{||}School of Computer Science and Technology, Southwest Minzu University, Chengdu, China

[§]Department of Computer Science, ETH Zurich, Switzerland

jmzhu@logpai.com, slhe@logpai.com, liujy@logpai.com, pinjiahe@logpai.com
qi.xie.swun@gmail.com, zhzhbin@mail.sysu.edu.cn, lyu@cse.cuhk.edu.hk

Abstract—Logs are imperative in the development and maintenance process of many software systems. They record detailed runtime information during system operation that allows developers and support engineers to monitor their systems and dissect anomalous behaviors and errors. The increasing scale and complexity of modern software systems, however, make the volume of logs explodes, thus rendering the infeasibility of the traditional way of manual log inspection. Many recent studies, as well as industrial tools, resort to powerful text search and machine learning-based analytics solutions. Due to the unstructured nature of logs, a first crucial step is to parse log messages into structured data for subsequent analysis. In recent years, automated log parsing has been widely studied in both academia and industry, producing a series of log parsers by different techniques. To better understand the characteristics of these log parsers, in this paper, we present a comprehensive evaluation study on automated log parsing and further release the tools and benchmarks to researchers and practitioners. More specifically, we evaluate 13 log parsers on a total of 16 log datasets spanning distributed systems, supercomputers, operating systems, mobile systems, server applications, and standalone software. We report the benchmarking results in terms of accuracy, robustness, and efficiency, which are of practical importance when deploying automated log parsing in production. We also share the success stories and lessons learned in an industrial application at Huawei. We believe that our work could serve as the basis and provide valuable guidance to future research and technology transfer of automated log parsing.

Index Terms—Log management, automated log parsing, log analysis, unstructured logs

I. INTRODUCTION

Logs play an important role in the development and maintenance of software systems. It is a common practice to record detailed system runtime information into logs, allowing developers and operation engineers to understand what is happening at every layer of a system and track down problems that may arise. The rich information, as well as the pervasiveness, of logs enables a wide variety of system management and diagnostic tasks, such as analyzing usage statistics [1], ensuring application security [2], identifying performance anomalies [3], [4], and diagnosing errors and crashes [5], [6].

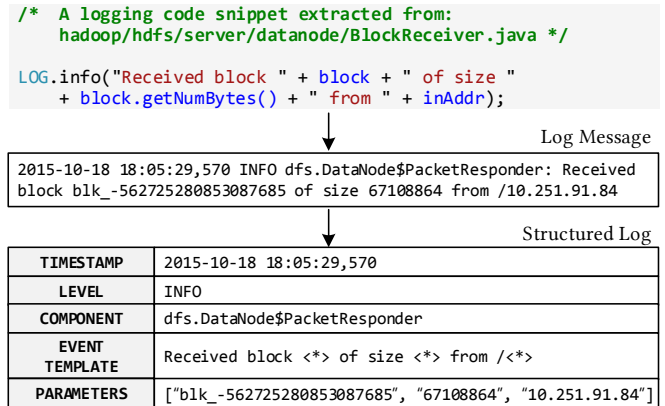


Fig. 1. An Illustrative Example of Log Parsing

Despite the tremendous value buried in logs, how to analyze them effectively is still a great challenge [7]. First, modern software systems routinely generate tons of logs (e.g., about gigabytes of data per hour for a commercial cloud application [8]). The huge volume of logs makes it impractical to manually inspect log messages for key diagnostic information, even provided with search and grep utilities. Second, log messages are inherently unstructured, because developers usually record system events using free text for convenience and flexibility [9]. This further increases the difficulty in automated analysis of log data. Many recent studies (e.g., [10]–[12]), as well as industrial solutions (e.g., Splunk [13], ELK [14], Logentries [15]), have evolved to provide powerful text search and machine learning-based analytics capabilities. To enable structured log analysis, the first and foremost step is log parsing [9], a process to parse free-text raw log messages into a sequence of structured events.

As the example illustrated in Fig.1, each log message is printed by a logging statement, recording a specific system event with its message header and message content. The message header is determined by the logging framework and thus can be relatively easily extracted, such as timestamp, verbosity level (e.g., ERROR/INFO/DEBUG), and component. In contrast, it is often difficult to structurize the free-text

*Part of the work was done when the author was an intern at Huawei.

message content written by developers, since it is a composition of constant strings and variable values. The constant part reveals the event template of a log message and remains the same for every event occurrence. The variable part carries dynamic runtime information (i.e., parameters) of interest, which may vary among different event occurrences. The goal of log parsing is to convert each log message into a specific event template (e.g., “Received block `<*>` of size `<*>` from `/<*>`”) associated with key parameters (e.g., [“blk_-562725280853087685”, “67108864”, “10.251.91.84”]), where “`<*>`” denotes the position of each parameter.

The traditional way of log parsing relies on handcrafted regular expressions or grok patterns [16] to extract event templates and key parameters. Although straightforward, manually writing ad-hoc rules to parse a huge volume of logs is really a time-consuming and error-prone pain (e.g., over 76K templates in our Android dataset of 3.62GB). Especially, logging code in modern software systems usually update frequently (up to thousands of log statements every month [17]), leading to the inevitable cost of regularly revising these handcrafted parsing rules. To reduce the manual efforts in log parsing, some studies [18], [19] have explored the static analysis techniques to extract event templates from source code directly. While this is an effective approach in some cases, source code is not always accessible in practice (e.g., when using third-party components). Meanwhile, non-trivial efforts are required to build such a static analysis tool for software systems developed across different programming languages.

To achieve the goal of automated log parsing, many data-driven approaches have been proposed from both academia and industry, including frequent pattern mining (SLCT [20], and its extension LogCluster [21]), iterative partitioning (IPLoM [22]), hierarchical clustering (LKE [23]), longest common subsequence computation (Spell [24]), parsing tree (Drain [25]), etc. In contrast to handcrafted rules and source code-based parsing, these approaches are capable of learning patterns from log data and automatically generating common event templates. In our previous work [9], we have conducted an evaluation study of four representative log parsers and made the first step towards reproducible research and reusable, open-source tools for automated log parsing. This somewhat facilitates some recent developments of tools such as LenMa [26], LogMine [27], Spell [24], Drain [25], and MoLFI [28]. Even more, automated log parsing lately becomes an appealing selling point in some trending log management solutions (e.g., Logentries [15] and Loggly [29]).

In this paper, we present a more comprehensive study on automated log parsing and further publish a full set of tools and benchmarks to researchers and practitioners. In reality, companies are usually reluctant to open their system logs due to confidential issues, leading to the scarcity of real-world log data. With close collaborations with our industrial partners, as well as some peer researchers (authors from [10], [18], [30]), we collect a large set of logs (over 70GB in total) produced by 16 different systems spanning distributed

systems, supercomputers, operating systems, mobile systems, server applications, and standalone software. Since the first release of these logs [31], they have been requested by over 100 organizations from both industry and academia.

Meanwhile, the lack of publicly-available tools hinders the adoption of automated log parsing. Therefore, we release an easy-to-use, open-source toolkit¹, with a total of 13 recently-published log parsing methods. We evaluate them thoroughly on 16 different log datasets and report the results in terms of accuracy, robustness, and efficiency. The benchmarking results could help users better understand the characteristics of different log parsers and guide the deployment of automated log parsing in production. We also share the success stories and lessons learned in an industrial application at Huawei. We believe that the availability of tools and benchmarks, as well as the industrial experiences shared in this study, would benefit future research and facilitate wide adoption of automated log parsing in industry.

The remainder of the paper is organized as follows. Section II reviews the state-of-the-art log parsers. Section III reports the benchmarking results. We share our industrial deployment in Section IV, and summarize the related work in Section V. Finally, we conclude the paper in Section VI.

II. LOG PARSING

In this section, we present some motivating applications of log parsing, review the characteristics and techniques of existing log parsers, and then describe our tool implementation.

A. Motivating Applications

Log parsing typically serves as the first step towards downstream log analysis tasks. Parsing textual log messages into a structured format enables efficient search, filtering, grouping, counting, and sophisticated mining of logs. To illustrate, we provide a list of sample industrial applications here, which have been widely studied by researchers and practitioners.

- *Usage analysis.* Employing logs for usage analysis is a common task during software development and maintenance. Typical examples include user behaviour analysis (e.g., Twitter [1]), API profiling, logs-based metrics counting (e.g., Google Cloud [32]), and workload modeling (e.g., Microsoft [33]). These applications typically require structured events as inputs.
- *Anomaly detection.* Anomaly detection nowadays plays a central role in system monitoring. Logs record detailed execution information and thus serve as a valuable data source to detect abnormal system behaviours. Some recent work has investigated the use of machine learning techniques (e.g., PCA [18] invariant mining [34], and deep learning [10]) for anomaly detection. In such cases, log parsing is a necessary data preprocessing step to train machine learning models.
- *Duplicate issue identification.* In practice, system issues (e.g., disk error, network disconnection) often repeatedly

¹<https://github.com/logpai/logparser>

TABLE I
SUMMARY OF INDUSTRIAL LOG MANAGEMENT TOOLS AND SERVICES

Property	Splunk	VMWare Log Insight	Azure Log Analytics	ELK	Graylog	Logentrics	Loggly	Logz.io	Sumo Logic	Insight finder
Founded Year	2003	N/A	N/A	2010	2012	2010	2009	2014	2010	2015
Product Type	On-Premises /SaaS	SaaS	SaaS	On-Premises /SaaS	On-Premises	SaaS	SaaS	SaaS	SaaS	On-Premises /SaaS
Automated Log Parsing	✓	✓	✓	✗	✗	✓	✓	✓	✗	✗
Custom Parsing	Regex	N/A	Parse operator	Grok	Regex	Regex	Regex	Grok	Regex	N/A
ML Analytics	✓	✓	✓	✓	N/A	✓	N/A	✓	✓	✓

TABLE II
SUMMARY OF AUTOMATED LOG PARSING TOOLS

Log Parser	Year	Technique	Mode	Efficiency	Coverage	Preprocessing	#Parameters	#Datasets	Open Source	Industrial Use
SLCT	2003	Frequent pattern mining	Offline	High	✗	✗	1	6	✓	✗
AEL	2008	Heuristics	Offline	High	✓	✓	1	1	✗	✓
IPLoM	2012	Iterative partitioning heuristics	Offline	High	✓	✗	5	7	✗	✗
LKE	2009	Clustering	Offline	Low	✓	✓	1	2	✗	✓
LFA	2010	Frequent pattern mining	Offline	High	✓	✗	0	1	✗	✗
LogSig	2011	Clustering	Offline	Medium	✓	✗	1	5	✗	✗
SHISO	2013	Clustering	Online	High	✓	✗	4	2	✗	✗
LogCluster	2015	Frequent pattern mining	Offline	High	✗	✗	1	7	✓	✓
LenMa	2016	Clustering	Online	Medium	✓	✗	1	3	✓	✗
LogMine	2016	Clustering	Offline	Medium	✓	✓	3	6	✗	✓
Spell	2016	Longest common subsequence	Online	High	✓	✗	1	2	✗	✗
Drain	2017	Tree-based heuristics	Online	High	✓	✓	2	5	✓	✗
MoLFI	2018	Evolutionary algorithms	Offline	Low	✓	✓	0	6	✓	✗

occur and some others can be reported by different users, leading to many duplicate (or recurrent) issues. It is crucial to automatically identify duplicate issues to reduce the efforts of developers and support engineers. Microsoft has reported some studies [11], [35], [36] on this task, in which structured event data are required.

- *Performance modeling.* Facebook has recently reported a use case [3] to apply logs as a valuable data source to performance modeling, where potential performance improvements can be quickly validated. A prerequisite to this approach is to extract all possible event templates from the logs, since the performance model construction takes event sequences as inputs.
- *Failure diagnosis.* Manual failure diagnosis is a time consuming and challenging task since logs are not only of huge volume but also extremely verbose and messy. Some recent progress [4], [37] has been made to automate root cause analysis based on log analysis techniques. Likewise, log parsing is deemed as a prerequisite.

B. Characteristics of Log Parsers

As an important step in log analysis, automated approaches of log parsing have been widely studied, producing an abundance of log parsers ranging from research prototypes to industrial solutions. To gain an overview of existing log parsers, in what follows, we summarize the key characteristics of each of them, such as what technique it applies.

1) Industrial Solutions. Table I provides an summary of some industrial log analysis and management tools. With

the upsurge of big data, many cloud providers as well as startup companies provide on-premise solutions or software-as-a-service (SaaS) for log management, with powerful log search, visualization, and machine learning (ML) analytics capabilities. To illustrate, we list 10 representative products in the market, including both well-established ones (e.g., Splunk [13]) and newly-started ones (e.g., Logz.io [38]). As a key component, automated log parsing has recently risen as a appealing selling point in some products [39]–[41]. Current solutions of automated log parsing, however, are realized with built-in parsing support for common log types, such as Apache and Nginx logs [39]. For other types of logs, they have to rely on users to perform custom parsing with regex scripts, grok patterns [16], or a parsing wizard.

2) Research Studies. Table II provides a summary of 13 representative log parsers proposed in the literature, which are the subjects of our study. These log parsers are all aimed for automated log parsing, but may differ in quality. After reviewing the literature and consulting with practitioners at Huawei, we list some key characteristics for log parsers that are of practical importance.

Technique. Different log parsers may adopt different log parsing strategies. In this part, we categorize them into 7 types of strategy, including frequent pattern mining, clustering, heuristics, etc. More detailed method descriptions of each log parser are presented in Section II.

Mode. To adapt various scenarios of log parsing, pioneers designed the log parsers in two main modes, i.e., offline and online. Offline log parsers requires the existence of all logs

before parsing. On the contrary, online log parsers process the log messages one by one in a streaming manner, which is often more practical when not all logs are available.

Efficiency. Efficiency is always a major concern for log parsers in practice, especially with the large volume of logs. Clearly, high efficiency is preferred. A low-efficiency log parser can greatly hinder the subsequent log mining tasks having high promptness requirements (e.g., performance monitoring, real-time anomaly detection). Table II presents three levels of efficiency, i.e., high, medium and low.

Coverage. “✓” if every log message in the log data can be parsed successfully, “✗” otherwise. An eligible log parser should avoid leaving some log messages unparsed. Those unparsed log messages can lead to the incompleteness of important system events or operations, which impedes the subsequent log analysis, such as problem diagnosis and root cause identification.

Preprocessing. “✓” if a preprocessing step is specified in the log parsing method, “✗” otherwise. To ease the log parsing process, a straightforward preprocessing approach is manually designing regular expressions to remove some typical variable fields (e.g., IP address, file path).

#Parameters. As shown in Table II, entry in this column indicates the number of parameters that need to be specified in a log parser. The more parameters that a log parser requires, the more manual efforts users need to pay for parameter tuning. If the entry is “0”, it is either the corresponding log parser requires no parameter or users can utilize the common parameter setting directly without further tuning.

#Datasets. It shows the the number of datasets that the log parser evaluates on when being proposed. With the evaluation on various datasets, e.g., from different systems and software, users can be better aware of the feasibility and practicability of a log parser.

Open-source. “✓” if source code of the log parser is available online, “✗” otherwise. An open-source log parser can facilitate the research field, because it is more convenient for the following researchers and developers to improve the tool, propose new methods and conduct comparisons.

Industrial use. “✓” if the log parser is applied to the industrial use, “✗” otherwise. A log parser has more practical value and is more reliable if it has been adopted in the production environments in companies.

C. Techniques of Log Parsers

According to the strategy that each log parsing method adopts, we categorize them into three types: frequent pattern mining, machine learning, and heuristics. All the log parsers are designed based on the above three categories. In this part, we briefly introduce their main ideas, and leave the details to readers for further references.

1) *Frequent Pattern Mining:* Among all the log parsing methods, three of them belong to this category, i.e., SLCT [20], LFA [42], and LogCluster [21]. All three log parsers are offline methods and take a similar parsing procedure: 1) traverse over the log data by several passes 2) build frequent

itemsets (e.g., words, word-position pairs) at each traversal, 3) group logs into several clusters, and 4) extract the event templates. SLCT is, to the best of our knowledge, the first log parsing method. LFA can be considered as an extension of SLCT, but logs are clustered by the word frequency in each log line instead of all log data. LogCluster is based on the assumption that every log cluster have at least s log messages. Besides, LogCluster is not sensitive to shifts in word positions.

2) *Machine Learning:* With the prevalence of machine learning, many efforts have been made towards clustering based approaches, including 3 offline clustering methods (LKE [23], LogSig [43], LogMine [27]) and 2 online clustering methods (SHISO [44], LenMa [26]). LKE employs hierarchical clustering based on weighted edit distance to group log messages into different clusters. LogSig divides logs into k clusters and extract the event templates, where k is pre-determined by users. LogMine can generate event templates in various hierarchy levels by iterations. SHISO and LenMa are streaming methods, which parse logs in a similar workflow. For each newly coming log message, the parsers first search for an appropriate log group (e.g., by computing the similarity). The log message will be added to the log group and the event template will be updated if it is successfully matched, otherwise a new log group will be created. Apart from those clustering-based methods, recently proposed MoLFI [28] shows the effectiveness of evolutionary algorithms. It formalizes the log parsing as a multiple-objective optimization problem and utilizes a genetic algorithm to solve it. In total, 6 out of 13 log parsers are proposed on the basis of various machine learning techniques.

3) *Heuristics:* By observing the characteristics of log messages, researchers proposed some log parsing methods (i.e., AEL [45], IPLoM [22], Spell [24], Drain [25]) based on heuristic rules. They formulate these heuristics into an automatic manner, which also performs quite well in parsing logs. AEL separates logs into multiple groups by counting the occurrence of fixed words and parameters. IPLoM employs an iterative partition strategy, which partitions log messages by event size, token position and mapping relation. By using the streaming strategy, Spell parses logs through the longest common subsequences while Drain is based on a fixed-depth tree structure, which is more effective and efficient.

D. Tool Implementation

Although automated log parsing has been studied for many years, it is still not a well-received technique in industry. This is largely due to the lack of publicly available tool implementations that are ready for industrial use. For operation engineers who often have little expertise in machine learning, implementing an automated log parsing tool requires non-trivial efforts, which may exceed the overhead for crafting regular expressions. Our work aims to bridge this gap between academia and industry and promote the adoption for automated log parsing. We have implemented an open-source log parsing toolkit, namely logparser, and released a large benchmark set as well. Since its first release, logparser and the benchmarks

TABLE III
SUMMARY OF LOGHUB DATASETS

Dataset	Description	Time Span	Data Size	#Messages	#Templates (total)	#Templates (2k)
Distributed system logs						
HDFS	Hadoop distributed file system log	38.7 hours	1.54 GB	11,175,629	48	14
Hadoop	Hadoop mapreduce job log	N.A.	49.78 MB	394,308	298	114
Spark	Spark job log	N.A.	2.88 GB	33,236,604	456	36
ZooKeeper	ZooKeeper service log	26.7 days	10.18 MB	74,380	95	50
OpenStack	OpenStack software log	N.A.	60.02 MB	207,820	51	43
Supercomputer logs						
BGL	Blue Gene/L supercomputer log	214.7 days	725.77 MB	4,747,963	619	120
HPC	High performance cluster log	N.A.	32.77 MB	433,489	104	46
Thunderbird	Thunderbird supercomputer log	244 days	31.04 GB	211,212,192	4,040	149
Operating system logs						
Windows	Windows event log	226.7 days	27.36 GB	114,608,388	4,833	50
Linux	Linux system log	263.9 days	2.30 MB	25,567	488	118
Mac	Mac OS log	7.0 days	16.48 MB	117,283	2,214	341
Mobile system logs						
Andriod	Andriod system log	N.A.	3.62 GB	30,065,651	76,923	166
HealthApp	Health app log	10.5 days	22.98 MB	253,395	220	75
Server application logs						
Apache	Apache server error log	263.9 days	5.02 MB	56,481	44	6
OpenSSH	OpenSSH server log	28.4 days	71.70 MB	655,146	62	27
Standalone software logs						
Proxifier	Proxifier software log	N.A.	2.48 MB	21,329	9	8

have been requested and used by more than 40 organizations all over the world as of this writing. As a part-time project, the implementations of logparser takes over two years and have 11.7K LOC in Python. Currently, logparser contains a total of 13 log parsing methods proposed by researchers and practitioners. Among them, five log parsers (SLCT, LogCluster, LenMa, Drain, MoLFI) are released by existing research. However, they are implemented in different programming languages and have different input/output formats. Examples and documentation are also missing or incomplete, making it difficult for a trial. For ease of use, we define a standard and unified input/output interface for different log parsing methods and further wrap up the existing tools into a single Python package. Logparser requires a raw log file with free-text log messages as input, and then outputs a file containing structured events and an event template file with aggregated event statistics. The outputs can be easily fed into subsequent log mining tasks. In addition, we provide 16 different types of log datasets with an total amount of 87GB to benchmark the accuracy and efficiency of logparser. Our benchmarking results can help engineers identify the strengths and weaknesses of different log parsing tools and evaluate their possibility for industrial use cases.

III. EVALUATION

In this section, we evaluate 13 log parsers on 16 benchmark datasets, and report the benchmarking results in terms of accuracy, robustness, and efficiency, which are three key qualities of interest when applying log parsing in production.

- *Accuracy* measures the ability of a log parser in distinguishing constant part and variable part. Accuracy is one main focus of existing log parsing studies, because an inaccurate log parser could greatly hinder the effectiveness of the downstream log mining tasks [9].
- *Robustness* of a log parser measures the consistency of its accuracy under datasets of different sizes or from different systems. A robust log parser should perform consistently on various datasets, and thus can be used in the versatile production environment.
- *Efficiency* measures the processing speed of a log parser. We evaluate the efficiency by recording the time that a parser takes to parse specific datasets. The less time a log parser consumes, the higher efficiency it provide.

A. Experimental Setup

Dataset. Real-world log data are currently scarce in public due to confidential issues, which hinders the research and development of new log analysis techniques. Through close collaborations with our industrial partners as well as some peer researchers (authors from [10], [18], [30]) in recent years, we have maintained a loghub data repository [31] with a large collection of logs from 16 different systems spanning distributed systems, supercomputers, operating systems, mobile systems, server applications, and standalone software. Table III presents an summary of the loghub datasets. Some of them (e.g., HDFS [18], Hadoop [11], BGL [30]) are production logs released by previous studies, while the others (e.g., Spark, Zookeeper, HealthApp, Andriod) are collected from real-world systems by ourselves. Loghub contains a total of 440 million

TABLE IV
ACCURACY OF LOG PARSERS ON DIFFERENT DATASETS

Dataset	SLCT	AEL	IPLoM	LKE	LFA	LogSig	SHISO	LogCluster	LenMa	LogMine	Spell	Drain	MolFI	Best
HDFS	0.545	0.998	1*	1*	0.885	0.850	0.998	0.546	0.998	0.851	1*	0.998	0.998	1
Hadoop	0.423	0.538	0.954	0.670	0.900	0.633	0.867	0.563	0.885	0.870	0.778	0.948	0.957*	0.957
Spark	0.685	0.905	0.920	0.634	0.994*	0.544	0.906	0.799	0.884	0.576	0.905	0.920	0.418	0.994
Zookeeper	0.726	0.921	0.962	0.438	0.839	0.738	0.660	0.732	0.841	0.688	0.964	0.967*	0.839	0.967
OpenStack	0.867	0.758	0.871*	0.787	0.200	0.200	0.722	0.696	0.743	0.743	0.764	0.733	0.213	0.871
BGL	0.573	0.758	0.939	0.128	0.854	0.227	0.711	0.835	0.69	0.723	0.787	0.963*	0.960	0.963
HPC	0.839	0.903*	0.824	0.574	0.817	0.354	0.325	0.788	0.830	0.784	0.654	0.887	0.824	0.903
Thunderb.	0.882	0.941	0.663	0.813	0.649	0.694	0.576	0.599	0.943	0.919	0.844	0.955*	0.646	0.955
Windows	0.697	0.690	0.567	0.990	0.588	0.689	0.701	0.713	0.566	0.993	0.989	0.997*	0.406	0.997
Linux	0.297	0.673	0.672	0.519	0.279	0.169	0.701	0.629	0.701*	0.612	0.605	0.690	0.284	0.701
Mac	0.558	0.764	0.673	0.369	0.599	0.478	0.595	0.604	0.698	0.872*	0.757	0.787	0.636	0.872
Android	0.882	0.682	0.712	0.909	0.616	0.548	0.585	0.798	0.880	0.504	0.919*	0.911	0.788	0.919
HealthApp	0.331	0.568	0.822*	0.592	0.549	0.235	0.397	0.531	0.174	0.684	0.639	0.780	0.440	0.822
Apache	0.731	1*	1*	1*	1*	0.582	1*	0.709	1*	1*	1*	1*	1*	1
OpenSSH	0.521	0.538	0.802	0.426	0.501	0.373	0.619	0.426	0.925*	0.431	0.554	0.788	0.500	0.925
Proxifier	0.518	0.518	0.515	0.495	0.026	0.967*	0.517	0.951	0.508	0.517	0.527	0.527	0.013	0.967
Average	0.637	0.754	0.777	0.563	0.652	0.482	0.669	0.665	0.721	0.694	0.751	0.865*	0.605	N.A.

log messages that amounts to 70.8 GB in size, which, to the best of our knowledge, is the largest collection of log datasets. Wherever possible, the logs are not sanitized, anonymized or modified in any way. They are freely accessible for research purposes. At the time of writing, our loghub datasets have been requested by over 100 organizations from both industry (35%) and academia (65%).

In this work, we use the loghub datasets as benchmarks to evaluate all existing log parsers. The large size and diversity of loghub datasets can not only measure the accuracy of log parsers but also test the robustness and efficiency of them. For ease of reproducing the benchmarking results, we randomly sample 2000 log messages from each dataset and manually label the event templates as ground truth. Specifically, in Table III, “#Templates (2k sample)” indicates the number of event templates in log samples, while “#Templates (total)” shows the total number of event templates in each entire dataset, which is generated using a rule-based log parser.

Accuracy Metric. To quantify the effectiveness of automated log parsing, as with [24], we define a parsing accuracy (PA) metric as the ratio of correctly parsed log messages over the total number of log messages. After parsing, each log message has a event template, which in turn corresponds to a group of messages with the same template. A log message is considered correctly parsed if and only if its event template corresponds to the same group of log messages as with the ground truth. For example, if a log sequence [E1, E2, E2] is parsed to [E1, E2, E3], we get $PA=1/3$, since the 2nd and 3rd messages are not grouped together.

For fairness of comparison, we apply the same preprocessing rules (e.g., IP or number replacement) to each log parser. All log parsers are fine tuned for several runs and the best results are reported to avoid bias from randomization and parameter settings. All the experiments were conducted on a

server with 32 Intel(R) Xeon(R) 2.60GHz CPUs, 62GB RAM, and Ubuntu 16.04.3 LTS installed.

B. Accuracy of Log Parsers

In this part, we evaluate the accuracy of individual log parsers. Since some log parsers (e.g., LKE) cannot handle the original datasets in reasonable time (e.g., days or even weeks), all the accuracy experiments are conducted on sampled datasets containing 2,000 log messages for fair comparison. The log messages are randomly sampled from the original log dataset. Besides, we extract the event templates from these log samples as the ground truth by manually designing regular expressions.

Table IV depicts the accuracy of 13 log parsers evaluated on 16 log datasets, where accuracy greater than 0.9 is regarded as high-accuracy and marked in bold. We can observe that most datasets are accurately-parsed by at least one log parser. In particular, a majority of the log parsers can parse the Apache dataset with 100% accuracy. This is because the logging format of Apache server error logs is straightforward and easy to identify. However, there are also several datasets (i.e., OpenStack, Linux, Mac, HealthApp) that could not be parsed accurately due to their complex structure and format. Therefore, further improvements should be made towards better parsing those log data.

By counting the number of high-accuracy achieved by each log parser, we can find that Drain is the most accurate one, who attains high-accuracy on 9 out of 16 datasets. In additional, AEL, IPLoM, and Spell all achieve high-accuracy on 6 datasets. Therefore, we can conclude that heuristics-based (i.e., Drain, AEL, IPLoM and Spell) log parsing methods are more effective compared with other methods. Besides, log parsers based on frequent pattern mining do not perform well, such as SLCT and LogCluster. Especially for SLCT, it has no accuracy higher than 0.9 on any dataset. For each dataset, the

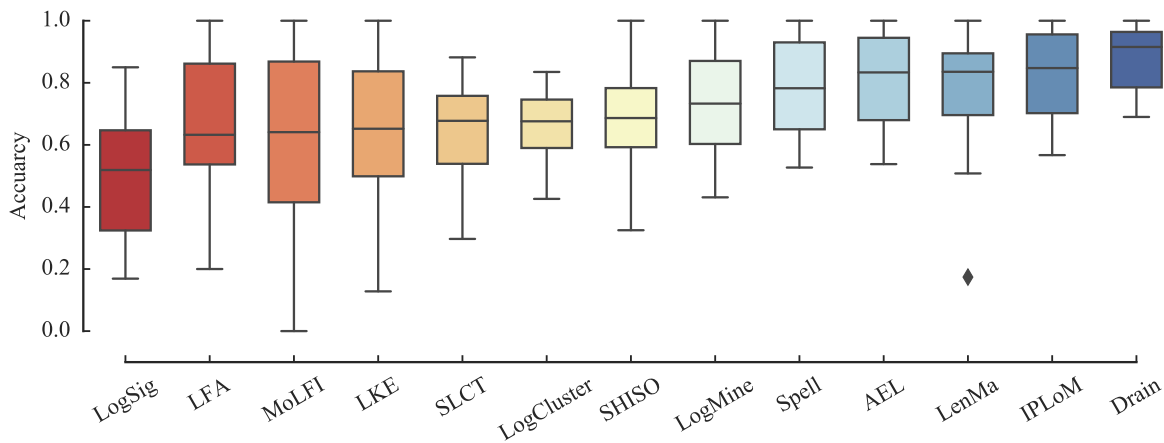


Fig. 2. Accuracy Distribution of Log Parsers

best accuracy is highlighted with the asterisk “*” and shown in the column “Best”. Note that there could be more than one log parsers that achieves the best accuracy, where all are marked by “*”. Totally, around two thirds of the log parsers (8 out of 13) obtain the best-accuracy on at least two log datasets.

Besides, for each log parser, we average its accuracy on all the datasets to measure the overall effectiveness, as shown in the last row of Table IV. On average, the top three accurate log parsers are Drain, IPLoM and AEL, all of which are heuristics-based methods. The finding is also in line with the conclusion that we obtained above. We find that three log parsers with the lowest average accuracy are LogSig, LKE, and MoLFI, which are all based on various machine learning techniques like clustering and evolutionary algorithms. The reason leading to the differences between heuristics-based methods and machine learning-based methods is that, heuristic-based methods utilize the inherent structure and characteristics of raw log messages.

C. Robustness of Log Parsers

We evaluate the robustness of log parsers from two aspects, (1) robustness across different log datasets and (2) robustness on various log size. They are crucial to the practical use of a log parser in production environment.

To evaluate the robustness over datasets, we plot the accuracy distribution of each log parser when varying the log dataset. Figure 2 presents the results using a boxplot, where the minimum, 25-percentile, median, 75-percentile and the maximum accuracy of each log parser are plotted (corresponds to five horizontal lines from the bottom to the top). Besides, the figure is plotted in ascending order of the median accuracy of each log parser, in which LogSig achieves the lowest median accuracy and Drain achieves the highest. Although most log parsers can achieve accuracy over 0.9, they have a large variance over different datasets. Hence, there is no log parser that fits all log data, and developers are recommended to try different log parsers on sampled datasets first. Among all the log parsers, Drain performs the best. It not only attains the highest accuracy, but also has the smallest variance. Note that the black diamond in the figure is an outlier point, since LenMa only attains accuracy of 0.174 on HealthApp log data.

In addition, we evaluate the robustness of log parsers on various log sizes. To do so, we select the top six accurate log parsers (i.e., MoLFI, Spell, LenMa, IPLoM, AEL and Drain, ordered by the number of high-accuracy in Table IV) and three large datasets (i.e., HDFS, BGL and Andriod) with handcrafted templates available. In this experiment, we vary the log size of each dataset from 300 KB to 1 GB. Especially, 300KB is roughly the size of 2k log samples. For each log parser, we fix the parameters that were tuned on 2k log samples, while varying the sizes of logs. The experimental results are illustrated in Figure 3. It is clear that each log parser shows an obvious fluctuation on the three datasets. More specifically, the accuracy of log parsers except IPLoM are relatively stable on HDFS data, achieving more than 0.8 accuracy. Drain and AEL are relatively stable on BGL. However, on Andriod data, all parsers have a great accuracy degradation, because Andriod has a large number of event templates. Note that there are some missing result points in the figure, because some methods cannot finish parsing within a reasonable time (i.e., 6 hours). From Figure 3, we observe that parameters tuned on small log samples cannot fit well to large log data. Generally speaking, Drain achieves more stable accuracy on all three datasets when varying the log data size. To conclude, Drain shows its robustness on varying both log dataset and log data size.

D. Efficiency of Log Parsers

Efficiency of log parsers is an important aspect to consider in order to handle large-scale log data. To measure the efficiency of a log parser, we record the time it needs to finish the entire parsing process. The results are presented in Figure 4, where six log parsers are evaluated on three datasets, similar to the setting of the previous experiment.

It is obvious that the parsing time increases with the raising of log data size on all three datasets. Drain and IPLoM have better efficiency, which scales linearly with the increasing of log size. Both methods can parse 1GB of logs within one hour. AEL also performs well except on large size of BGL data. It becomes slow because it needs to compare with every log in a bin, and BGL has a large bin size when the dataset is huge.

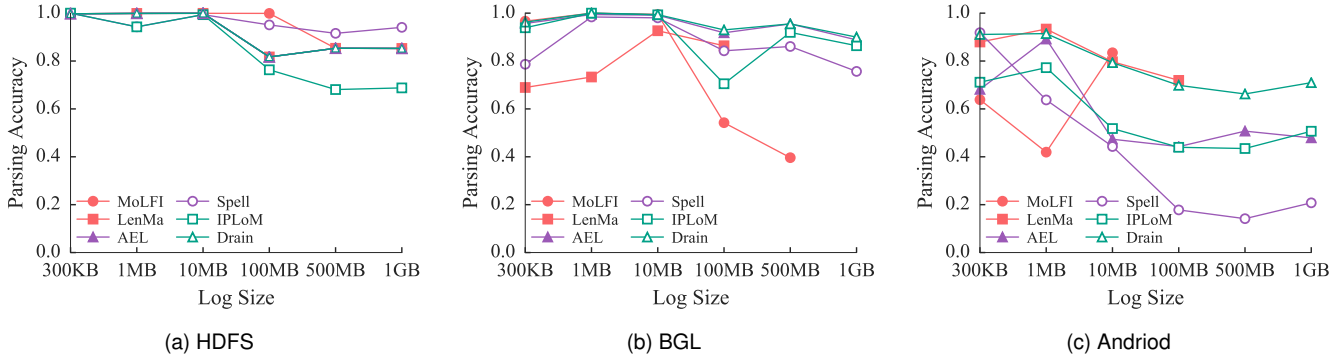


Fig. 3. Accuracy of Log Parsers on Varying Log Size

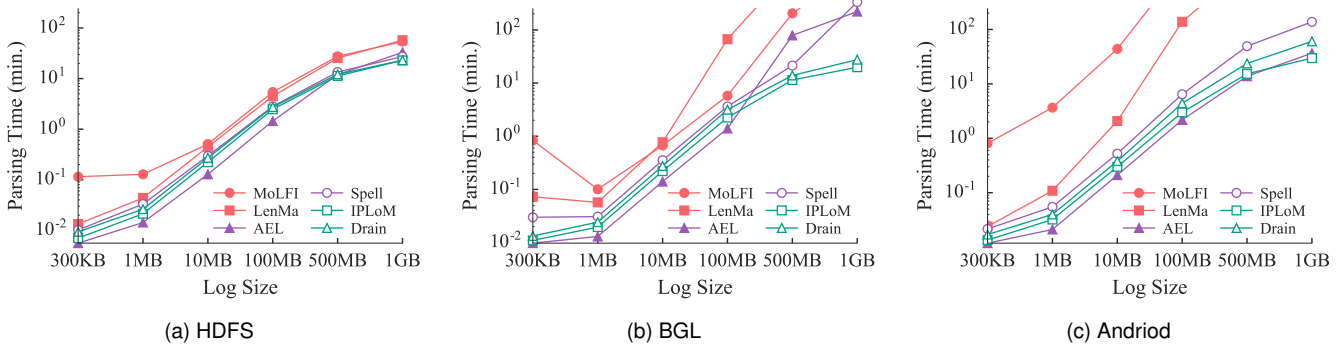


Fig. 4. Efficiency of Log Parsers on Varying Log Size

Other log parsers do not scale up well when the log size is huge.

Besides, a log parser may show different efficiency on different log datasets. Log parsing is often efficient when the log data is simple, i.e., without too many log templates. For instance, HDFS only contains 29 log templates, and all the log parsers can process 1GB data using less than an hour. However, when there are a large number of log templates in the entire log data, the parsing process would be slow. A typical example is LenMa, which cannot even finish parsing 1GB of BGL data or Android data in 6 hours.

IV. INDUSTRIAL DEPLOYMENT

In this section, we share our experiences of deploying automated log parsing in production at Huawei. System X (anonymized name) is one of the popular products of Huawei. Logs are collected during the whole product lifecycle, from development, testing, beta testing, to online monitoring. They are used as a main data source to failure diagnosis, performance optimization, user profiling, resource allocation, and other similar tasks for improving product quality. When the system is still in a small scale, many of these analysis tasks are able to be performed manually. However, after a rapid growth in recent years, System X nowadays produces several terabytes of log data daily. It becomes impractical for engineers to manually inspect logs for diagnostic information, which requires not only non-trivial efforts but also deep knowledge of the logs.

In many cases, event statistics and correlations are valuable hints to help engineers make informed decisions.

To reduce the efforts of engineers, a platform has been built to automate the log analysis process, including log search, rule-based diagnosis, and dashboard reporting of event statistics and correlations. A key feature of this platform is to parse logs into structured data. At first, log parsing was done in an ad-hoc way by writing regular expression-based rules to match the event types of interest. However, the parsing rules become unmanageable quickly. First, existing parsing rules cannot cover all types of logs, since it is time-consuming to write the parsing rules one by one. Second, System X is evolving quickly, leading to frequent changes of log types. Maintenance of such a rule base for log parsing has become a new pain point. As a result, automated log parsing is in high demand.

Success stories. With close collaboration with the product team, we have successfully deployed automated log parsing in production. After detailed comparisons of different log parsers as described in Section III, we choose Drain because of its superiority in accuracy, robustness, and efficiency. In addition, by taking advantage of the characteristics of the logs of System X, we have optimized the Drain approach from the following aspects. 1) *Preprocessing*. Logs of System X have over ten thousand event templates as well as a wide variety of parameters. As reported in [9], we apply a simple yet effective preprocessing step to filter common parameters, such as IP, package name, number, and file path. This greatly

simplify the problem for subsequent parsing. Especially, some of the preprocessing scripts are extracted from the parsing rule base, which is already available. 2) *Deduplication*. Many log messages comprise only constant string, with no parameters inside (e.g., “VM terminated.”). Recurrences of these log messages result in a large number of duplicate messages in logs. Meanwhile, the preprocessing step produce a lot of duplicate log messages as well (e.g., “Connected to <IP>”), in which common parameters have been removed. We perform deduplication of these duplicate log messages to reduce the data size, which significantly improves the efficiency of log parsing. 3) *Partitioning*. The log message header contains two fields: verbosity level and component. In fact, log messages of different levels or components are always printed by different logging statements (e.g., DEBUG vs. INFO). Therefore, it is beneficial to partition log messages into different groups according to the level and component information, which can naturally divide the problem into subproblems. 4) *Parallelization*. The partitioning of logs can not only narrow down the search space of event templates, but also facilitate parallelization for improving efficiency. In particular, we extend Drain with Spark Streaming, which naturally leverages the above log data partitioning for quick parallelization. By now, we have successfully run Drain in production for more than one year, which attains over 90% accuracy in System X. We believe that the above optimizations are general and can be easily extended to similar systems.

Potential improvements. During the industrial deployment of Drain, we have observed some directions for further improvements of automated log parsing. 1) *State identification*. State variables are of significant importance in log analysis (e.g., “DB connection OK” vs. “DB connection error”). However, current log parsers cannot distinguish state values from other parameters. 2) *Dealing with log messages with variable length*. A single logging statement may produce log messages with variable length (e.g., when printing a list). Current log parsers fail to deal with such cases and thus result in degraded accuracy. 3) *Automated parameters tuning*. Most of current log parsers apply data-driven approaches to extract event templates, in which model parameters need to be tuned manually. It is desirable to develop an automated parameters tuning mechanism. We call for research efforts for the above potential improvements, which will contribute to better adoption of automated log parsing.

V. RELATED WORK

Log parsing is only a small part of the broad problem of log management. In this section, we review the related work about logs from the aspects of log quality, log parsing, log analysis, and industrial practices.

Log quality. The effectiveness of log analysis is directly determined by the quality of logs. To enhance log quality, recent studies have been focused on providing informative logging guidance or effective logging mechanisms during development. Yuan et al. [46] and Fu et al. [47] report the logging practices in open-source and industrial systems, respectively.

Zhu et al. [48] propose LogAdvisor, a classification-based method to make logging suggestions on where to log. et al. [49] further provide an entropy metric to determine logging points with maximal coverage of a control flow. Yuan et al. [50] design LogEnhancer to enhance existing logging statements with informative variables. Recently, He et al. [51] have conducted an empirical study on the natural language descriptions of logging statements. Ding et al. [52] provide a cost-effective way for dynamic logging with limited overhead.

Log parsing. Log parsing has been widely studied in recent years, which can be categorized into rule-based, source code-based, and data-driven parsing. Most current log management tools support rule-based parsing (e.g., [40], [41]). Some studies [18], [19] make use of static analysis techniques for source code-based parsing. Data-driven log parsing approaches are the main focus of this paper, most of which have been summarized in Section II. More recently, Thaler et al. [53] have explored to model textual log messages with deep neural networks. Gao et al. [54] apply an optimization algorithm to discover multi-line structures from logs.

Log analysis. Log analysis [7] is a research area that has been studied for decades due to its practical importance. There are an abundance of techniques and applications of log analysis. Typical applications include anomaly detection [12], [18], [23], problem diagnosis [4], [5], program verification [55], [56], performance modeling [3], etc. To address the challenges involved in log analysis, many data analytics techniques have been developed. For example, Xu et al. [18] apply the principle component analysis (PCA) to identify anomaly issues. Du et al. [10] investigate the use of deep learning to model event sequences. Lin et al. [11] develop a clustering algorithm to group similar issues. Our work on log parsing serves as the basis to perform such analysis and can greatly reduce the efforts for the subsequent log analysis process.

Industrial practices. Logs, because of its central role in system maintenance, have been widely studied by software vendors and service providers, ranging from large companies (e.g., Microsoft [11], [23], [57], NEC [58], and IBM [59]) to new startups (e.g., loggly [41]). Some industrial practices of log analysis in their products have been reported. For example, Microsoft reports their use cases of applying finite state automaton to detecting system anomalies [23] and building clustering-based models to identify different types of problems in online services [11]. IBM reports the case of mining control flow graphs from interleaved logs for IT operational analytics [59]. NEC investigates workflow monitoring of cloud infrastructures by building from logs an automaton for the workflow [58]. The sharing of these industrial case studies facilitates more research and better adoption of log analysis techniques. In this work, we also report some industrial experiences of deploying automated log parsing at Huawei.

VI. CONCLUSION

Log parsing plays an important role in system maintenance, because it serves as the the first step towards automated log analysis. In recent years, many research efforts have been

devoted towards automated log parsing. However, there is a lack of publicly available log parsing tools and benchmark datasets. In this paper, we implement a total of 13 log parsing methods and benchmark them on 16 log datasets from different types of software systems. We have open source our toolkit and released the benchmark datasets to researchers and practice for easy reuse. Moreover, we share the success stories and experiences when deploying automated log parsing in production at Huawei. We hope our work, together with the released tools and benchmarks, could facilitate more research on log analysis.

REFERENCES

- [1] G. Lee, J. J. Lin, C. Liu, A. Lorek, and D. V. Ryaboy, "The unified logging infrastructure for data analytics at Twitter," *PVLDB*, vol. 5, no. 12, pp. 1771–1780, 2012.
- [2] A. Oprea, Z. Li, T. Yen, S. H. Chin, and S. A. Alrwais, "Detection of early-stage enterprise infection by mining large-scale log data," in *DSN*, 2015, pp. 45–56.
- [3] M. Chow, D. Meisner, J. Flinn, D. Peek, and T. F. Wenisch, "The mystery machine: End-to-end performance analysis of large-scale internet services," in *OSDI*, 2014, pp. 217–231.
- [4] K. Nagaraj, C. E. Killian, and J. Neville, "Structured comparative analysis of systems logs to diagnose performance problems," in *NSDI*, 2012, pp. 353–366.
- [5] D. Yuan, H. Mai, W. Xiong, L. Tan, Y. Zhou, and S. Pasupathy, "Sherlog: error diagnosis by connecting clues from run-time logs," in *ASPLOS*, 2010, pp. 143–154.
- [6] X. Xu, L. Zhu, I. Weber, L. Bass, and D. Sun, "POD-Diagnosis: Error diagnosis of sporadic operations on cloud applications," in *DSN*, 2014, pp. 252–263.
- [7] A. J. Oliner, A. Ganapathi, and W. Xu, "Advances and challenges in log analysis," *Commun. ACM*, vol. 55, no. 2, pp. 55–61, 2012.
- [8] H. Mi, H. Wang, Y. Zhou, M. R. Lyu, and H. Cai, "Toward fine-grained, unsupervised, scalable performance diagnosis for production cloud computing systems," *IEEE Trans. Parallel Distrib. Syst.*, vol. 24, no. 6, pp. 1245–1255, 2013.
- [9] P. He, J. Zhu, S. He, J. Li, and M. R. Lyu, "An evaluation study on log parsing and its use in log mining," in *DSN*, 2016, pp. 654–661.
- [10] M. Du, F. Li, G. Zheng, and V. Srikumar, "Deeplog: Anomaly detection and diagnosis from system logs through deep learning," in *CCS*, 2017, pp. 1285–1298.
- [11] Q. Lin, H. Zhang, J. Lou, Y. Zhang, and X. Chen, "Log clustering based problem identification for online service systems," in *ICSE*, 2016.
- [12] S. He, J. Zhu, P. He, and M. R. Lyu, "Experience report: System log analysis for anomaly detection," in *ISSRE*, 2016, pp. 207–218.
- [13] Splunk. [Online]. Available: <http://www.splunk.com>
- [14] ELK. [Online]. Available: <https://www.elastic.co/elk-stack>
- [15] Logentries. [Online]. Available: <https://logentries.com>
- [16] A beginners' guide to logstash grok. [Online]. Available: <https://logz.io/blog/logstash-grok>
- [17] W. Xu, "System problem detection by mining console logs," *Ph.D. dissertation, University of California, Berkeley*, 2010.
- [18] W. Xu, L. Huang, A. Fox, D. A. Patterson, and M. I. Jordan, "Detecting large-scale system problems by mining console logs," in *SOSP*, 2009, pp. 117–132.
- [19] M. Nagappan, K. Wu, and M. A. Vouk, "Efficiently extracting operational profiles from execution logs using suffix arrays," in *ISSRE*, 2009, pp. 41–50.
- [20] R. Vaarandi, "A data clustering algorithm for mining patterns from event logs," in *IPOM*, 2003.
- [21] R. Vaarandi and M. Pihelgas, "Logcluster - a data clustering and pattern mining algorithm for event logs," in *CNSM*, 2015, pp. 1–7.
- [22] A. Mankanju, A. Zincir-Heywood, and E. Milios, "Clustering event logs using iterative partitioning," in *KDD*, 2009.
- [23] Q. Fu, J.-G. Lou, Y. Wang, and J. Li, "Execution anomaly detection in distributed systems through unstructured log analysis," in *ICDM*, 2009, pp. 149–158.
- [24] M. Du and F. Li, "Spell: Streaming parsing of system event logs," in *ICDM*, 2016, pp. 859–864.
- [25] P. He, J. Zhu, Z. Zheng, and M. R. Lyu, "Drain: An online log parsing approach with fixed depth tree," in *ICWS*, 2017, pp. 33–40.
- [26] K. Shima, "Length matters: Clustering system log messages using length of words," *arXiv:1611.03213*, 2016.
- [27] H. Hamooni, B. Debnath, J. Xu, H. Zhang, G. Jiang, and A. Mueen, "LogMine: fast pattern recognition for log analytics," in *CIKM*, 2016, pp. 1573–1582.
- [28] S. Messaoudi, A. Panichella, D. Bianculli, L. Briand, and R. Sasnauskas, "A search-based approach for accurate identification of log message formats," in *ICPC*, 2018.
- [29] Loggly: Cloud log management service. [Online]. Available: <https://www.loggly.com>
- [30] A. Oliner and J. Stearley, "What supercomputers say: A study of five system logs," in *DSN*, 2007.
- [31] Loghub: A collection of system log datasets for massive log analysis. [Online]. Available: <https://github.com/logpai/loghub>
- [32] Overview of logs-based metrics. [Online]. Available: <https://cloud.google.com/logging/docs/logs-based-metrics>
- [33] P. Barham, A. Donnelly, R. Isaacs, and R. Mortier, "Using magpie for request extraction and workload modelling," in *OSDI*, 2004, pp. 259–272.
- [34] J. Lou, Q. Fu, S. Yang, Y. Xu, and J. Li, "Mining invariants from console logs for system problem detection," in *ATC*, 2010.
- [35] R. Ding, Q. Fu, J. G. Lou, Q. Lin, D. Zhang, and T. Xie, "Mining historical issue repositories to heal large-scale online service systems," in *DSN*, 2014, pp. 311–322.
- [36] M. Lim, J. Lou, H. Zhang, Q. Fu, A. B. J. Teoh, Q. Lin, R. Ding, and D. Zhang, "Identifying recurrent and unknown performance issues," in *ICDM*, 2014, pp. 320–329.
- [37] Automated root cause analysis for spark application failures. [Online]. Available: <https://www.oreilly.com/ideas/automated-root-cause-analysis-for-spark-application-failures>
- [38] Logz.io. [Online]. Available: <https://logz.io>
- [39] New automated log parsing. [Online]. Available: <https://blog.rapid7.com/2016/03/03/new-automated-log-parsing>
- [40] Log parsing - automated, easy to use, and efficient. [Online]. Available: <https://logz.io/product/log-parsing>
- [41] Automated parsing log types. [Online]. Available: <https://www.loggly.com/docs/automated-parsing>
- [42] M. Nagappan and M. A. Vouk, "Abstracting log lines to log event types for mining software system logs," in *MSR*, 2010, pp. 114–117.
- [43] L. Tang, T. Li, and C.-S. Perng, "LogSig: Generating system events from raw textual logs," in *CIKM*, 2011, pp. 785–794.
- [44] M. Mizutani, "Incremental mining of system log format," in *SCC*, 2013, pp. 595–602.
- [45] Z. M. Jiang, A. E. Hassan, P. Flora, and G. Hamann, "Abstracting execution logs to execution events for enterprise applications," in *QSIC*, 2008, pp. 181–186.
- [46] D. Yuan, S. Park, and Y. Zhou, "Characterizing logging practices in open-source software," in *ICSE*, 2012, pp. 102–112.
- [47] Q. Fu, J. Zhu, W. Hu, J.-G. Lou, R. Ding, Q. Lin, D. Zhang, and T. Xie, "Where do developers log? an empirical study on logging practices in industry," in *ICSE*, 2014, pp. 24–33.
- [48] J. Zhu, P. He, Q. Fu, H. Zhang, M. R. Lyu, and D. Zhang, "Learning to log: Helping developers make informed logging decisions," in *ICSE*, vol. 1, 2015, pp. 415–425.
- [49] X. Zhao, K. Rodrigues, Y. Luo, M. Stumm, D. Yuan, and Y. Zhou, "Log20: Fully automated optimal placement of log printing statements under specified overhead threshold," in *SOSP*, 2017, pp. 565–581.
- [50] D. Yuan, J. Zheng, S. Park, Y. Zhou, and S. Savage, "Improving software diagnosability via log enhancement," in *ASPLOS*, 2011, pp. 3–14.
- [51] P. He, Z. Chen, S. He, and M. R. Lyu, "Characterizing the natural language descriptions in software logging statements," in *ASE*, 2018, pp. 178–189.
- [52] R. Ding, H. Zhou, J. Lou, H. Zhang, Q. Lin, Q. Fu, D. Zhang, and T. Xie, "Log2: A cost-aware logging mechanism for performance diagnosis," in *ATC*, 2015.
- [53] M. P. Stefan Thaler, Vlado Menkonvski, "Towards a neural language model for signature extraction from forensic logs," in *ISDFS*, 2017.
- [54] Y. Gao, S. Huang, and A. G. Parameswaran, "Navigating the data lake with DATAMARAN: automatically extracting structure from log datasets," in *SIGMOD*, 2018, pp. 943–958.

- [55] W. Shang, Z. Jiang, H. Hemmati, B. Adams, A. Hassan, and P. Martin, "Assisting developers of big data analytics applications when deploying on hadoop clouds," in *ICSE*, 2013, pp. 402–411.
- [56] I. Beschastnikh, Y. Brun, S. Schneider, M. Sloan, and M. Ernst, "Leveraging existing instrumentation to automatically infer invariant-constrained models," in *ESEC/FSE*, 2011.
- [57] T. Barik, R. DeLine, S. Drucker, and D. Fisher, "The bones of the system: a case study of logging and telemetry at microsoft," in *ICSE*, 2016, pp. 92–101.
- [58] X. Yu, P. Joshi, J. Xu, G. Jin, H. Zhang, and G. Jiang, "Cloudseer: Workflow monitoring of cloud infrastructures via interleaved logs," in *ASPLOS*, 2016, pp. 489–502.
- [59] A. Nandi, A. Mandal, S. Atreja, G. B. Dasgupta, and S. Bhattacharya, "Anomaly detection using program control flow graph mining from execution logs," in *KDD*, 2016, pp. 215–224.