

Aleksandr CARIOW¹, Galina CARIOWA¹¹WEST POMERANIAN UNIVERSITY OF TECHNOLOGY, SZCZECIN, Żołnierska St. 49, 71-210, Szczecin Poland

Hardware-Efficient Structure of the Accelerating Module for Implementation of Convolutional Neural Network Basic Operation

Abstract

This paper presents a structural design of the hardware-efficient module for implementation of convolution neural network (CNN) basic operation with reduced implementation complexity. For this purpose we utilize some modification of the Winograd's minimal filtering method as well as computation vectorization principles. This module calculate inner products of two consecutive segments of the original data sequence, formed by a sliding window of length 3, with the elements of a filter impulse response. The fully parallel structure of the module for calculating these two inner products, based on the implementation of a naïve method of calculation, requires 6 binary multipliers and 4 binary adders. The use of the Winograd's minimal filtering method allows to construct a module structure that requires only 4 binary multipliers and 8 binary adders. Since a high-performance convolutional neural network can contain tens or even hundreds of such modules, such a reduction can have a significant effect.

Keywords: convolution neural network, Winograd's minimal filtering algorithm, implementation complexity reduction, FPGA implementation

1. Introduction

Artificial intelligence, deep learning, and neural networks represent powerful and incredibly effective machine learning-based techniques used to solve many scientific and practical problems. Applications of deep neural networks to machine learning are diverse and promptly developing, reaching the various fields of fundamental sciences, technologies and real-world. Among the various types of deep neural networks, convolutional neural networks (CNN) are the most widely used [1]. The basic and most time-consuming operation in CNN is the operation of a two-dimensional convolution. Several methods have been proposed to accelerate the calculation of convolution, including the reduction of arithmetic operations via Fast Fourier transform (FFT) and the use of hardware accelerators based on FPGA, GPU and ASIC [2-16]. FFT based method of computing convolution is traditionally used for large filters, but state of the art CNN use small filters. In this situation one of the most effective algorithms used in the computation of a small-length two-dimensional convolution is the Winograd's minimal filtering algorithm, that is most intensively used in recent time [17]. The algorithm compute linear convolution over small tiles with minimal complexity, which makes it more effective with small filters and small batch sizes. In fact, this algorithm calculates two inner products of neighboring vectors formed by a sliding time window from the current data stream with an impulse response of the 3-tap finite impulse response (FIR) filter.

Many publications have been devoted to the implementation of computations in networks based on the Winograd's minimal filtering method [17-20]. However, the principles of organizing the structure of the module that implements the filtering algorithm have not been considered in detail by anyone. Our publication is intended to fill this gap.

2. Preliminaries

As already noted, the basic operation of convolutional neural networks is a sliding inner product of vectors, formed by a moving time window from the current data stream with an impulse response of the M -tap FIR filter. It can be described by the following formula:

$$y_l = \sum_{i=0}^{M-1} x_{i+l} h_i, \quad i=0,1,\dots,M-1, \quad l=0,1,\dots,N-M+1,$$

where x_i are the elements of the current data stream, h_i are the elements of the impulse response of FIR filter, which are constants.

Direct calculation of the inner product of two vectors of length M requires M multiplication and $M-1$ additions.

Direct application of two consecutive steps of a 3-tap FIR filter with coefficients $\{h_0, h_1, h_2\}$ to a set of 4 elements $\{x_0, x_1, x_2, x_3\}$ requires 6 additions and 6 multiplications:

$$y_0 = x_0 h_0 + x_1 h_1 + x_2 h_2, \quad y_1 = x_1 h_0 + x_2 h_1 + x_3 h_2 \quad (1)$$

Fig. 1 explains the essence of the reasoning.

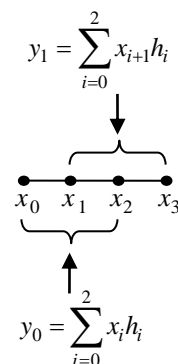


Fig. 1. Demonstration of the essence of computation execution in accordance with the Winograd's minimal filtering method

The idea of Winograd's minimal filtering method is to compute these two filter outputs in following way [17]:

$$\begin{aligned} \mu_1 &= (x_0 - x_2)h_0, \quad \mu_2 = (x_1 + x_2) \frac{h_0 + h_1 + h_2}{2}, \\ \mu_3 &= (x_2 - x_1) \frac{h_0 - h_1 + h_2}{2}, \quad \mu_4 = (x_1 - x_2)h_2, \\ y_0 &= \mu_1 + \mu_2 + \mu_3, \quad y_1 = \mu_2 - \mu_3 - \mu_4. \end{aligned}$$

The values $(h_0 + h_1 + h_2)/2$ and $(h_0 - h_1 + h_2)/2$ can be calculated in advance, then this method requires 4 multiplications and 8 additions, which is equal to number of arithmetical operations in the direct method. But since multiplication is a much more complicated operation than addition, the Winograd's minimal filtering method is more efficient than the direct method of computation.

The above expressions exhaustively describe the entire set of mathematical operations needed to compute, but they do not disclose the way and sequence of the computation organization, nor the structure of the processor module that implements these operations.

3. Structural synthesis of Winograd's minimal filtering module

Let $\mathbf{X}_{4 \times 1} = [x_0, x_1, x_2, x_3]^T$ - be a column vector, that represent the input tile, $\mathbf{H}_{3 \times 1} = [h_0, h_1, h_2]^T$ - be a column vector, that contains the all coefficients of impulse response of 3-tap FIR filter (filter tile), and $\mathbf{Y}_{4 \times 1} = [y_0, y_1]^T$ - be a column vector containing result of computing two outputs the 3-tap FIR filter. Then, a fully parallel

algorithm for computation $Y_{4 \times 1}$ using Winograd's minimal filtering method can be written with the help of following matrix-vector calculating procedure:

$$Y_{4 \times 1} = A_{2 \times 4}^{(2)} \text{diag}(S_{4 \times 1}) A_4^{(1)} X_{4 \times 1} \quad (2)$$

where

$$A_4^{(1)} = \begin{bmatrix} 1 & -1 \\ & 1 & 1 \\ -1 & 1 \\ & 1 & -1 \end{bmatrix}, \quad A_{2 \times 4}^{(2)} = \begin{bmatrix} 1 & 1 & 1 & 0 \\ 0 & 1 & -1 & -1 \end{bmatrix},$$

and $S_{4 \times 1} = [s_0, s_1, s_2, s_3]^T$, $s_0 = h_0$, $s_1 = (h_0 + h_1 + h_2)/2$, $s_2 = (h_0 - h_1 + h_2)/2$, $s_3 = h_2$.

Entries of the matrix $\text{diag}(S_{4 \times 1})$ can be computed with the help of the following procedure:

$$S_{4 \times 1} = D_4 \tilde{A}_{4 \times 5}^{(2)} \tilde{A}_{5 \times 3}^{(1)} H_{3 \times 3} \quad (3)$$

where

$$D_4 = \text{diag}(1, 1/2, 1/2, 1),$$

$$\tilde{A}_{5 \times 3}^{(1)} = \begin{bmatrix} 1 & & \\ & 1 & \\ 1 & 1 & \\ & -1 & \\ & & 1 \end{bmatrix}, \quad \tilde{A}_{4 \times 5}^{(2)} = \begin{bmatrix} 1 & & & & \\ & 1 & 1 & & \\ & & 1 & 1 & \\ & & & 1 & 1 \\ & & & & 1 \end{bmatrix},$$

Fig. 2 shows a data flow diagram of the proposed algorithm for the implementation of Winograd's minimal filtering basic operation. In this paper, data flow diagrams are oriented from left to right and Fig. 3 shows a data flow diagram of the process for calculating the vector $S_{4 \times 1}$ entries. Straight lines in the figures denote the operations of data transfer. The circles in these figures show the operation of multiplication by a real number inscribed inside a circle. Points where lines converge denote summation a dotted lines indicate the sign-change operations. We use the usual lines without arrows on purpose, so as not to clutter the picture.

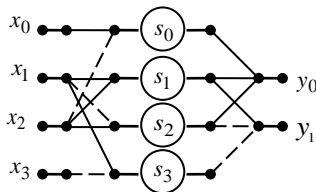


Fig. 2. The data flow diagram of proposed algorithm for implementation of Winograd's minimal filtering basic operation

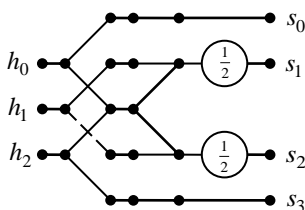


Fig. 3. The data flow diagram describing the process of calculating entries of the vector $S_{4 \times 1}$ in accordance with the procedure (3).

In low power application specific integrated circuits (ASIC) design, optimization must be primarily done at the level of transistor amount. From this point of view a multiplication requires much more intensive hardware resources than an addition. Moreover, a binary multiplier occupies much more area and consumes much more power than binary adder. This is because the implementation complexity of a fully parallel multiplier grows quadratically with operand length, while the implementation complexity of an adder increases linearly with operand length. Therefore, the algorithm containing as little as possible of multiplications is preferable from the point of view of ASIC design.

Fig. 4 shows a structure of processing module for ASIC-oriented implementation of Winograd's minimal filtering basic operation. The module contains four two-input and two three-input algebraic adders, four multipliers and a register memory for storing the values s_i . It is assumed that these elements can be precomputed and written to the register memory before the calculations begin. Depending on the requirements for the speed of calculations, the modules can be cascaded and combined into clusters.

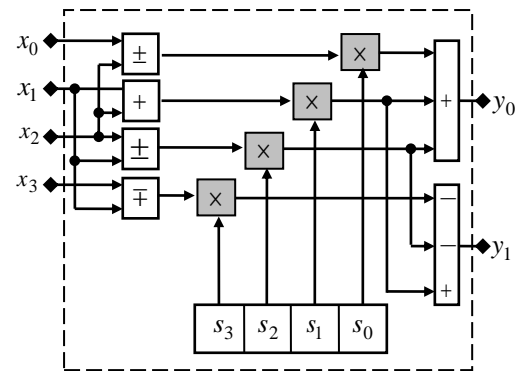


Fig. 4. The structure of the processor module for implementing the Winograd's minimum filtering operation (ASIC point of view).

Today a better alternative than ASIC are FPGAs (field-programmable gate arrays) - the integrated circuits designed to be configured by a customer or a designer. If the early FPGAs contained only small embedded multipliers, then more recent FPGAs contain DSP blocks, that include not only multipliers, but also internal adders designed in such a way that part of the additions in (1) can also be computed inside the DSP blocks. However even if the DSP block contains embedded multipliers, their number is always limited. This means that if the implemented scheme has a large number of multiplications, the projected processor may not always fit into the chip and the problem of minimizing the number of multipliers remains relevant.

This applies fully to FPGAs Stratix II that contain DSP blocks, each of which includes just 4 multipliers, as well as three adders at the block input and three adders at the block output. Such a block structure allows using the hardware resources of the chip with a maximum degree of efficiency. It is easy to see that a fully parallel implementation of direct calculations does not fit into the boundaries of one Stratix II DSP block.

Fig. 5 shows a structure of processing module for implementation of Winograd's minimal filtering basic operation on the base of Altera Stratix II high-speed FPGA chip. The bulk of the computation is performed inside the DSP block, but the adders outlined by the dash-dotted line on a gray background are implemented using external logic gates. By way of background information, it is necessary to emphasize, that not all outputs of the DSP block are used in the proposed solution (see Fig. 5). Depending on the performance that is needed in the neural network, the number of processor modules implementing the Winograd's filtering basic operation can be quite large.

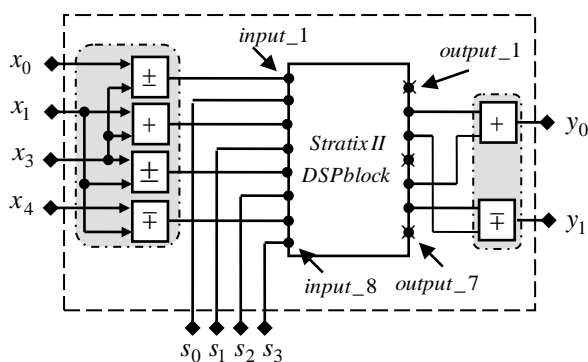


Fig. 5. The structure of the accelerating module for implementing the Winograd's minimum filtering basic operation (FPGA point of view).

4. Conclusion

This work looks into some issues of structural design of the hardware-efficient module for implementation of CNN basic operation using Winograd's minimal filtering method. This method reduces the number of multipliers at the expense of increased number of adders. Taking into account a relative hardware complexity of multiplier and adder, reducing the number of multipliers at the expense of the increased number of adders is desirable. The calculations demonstrate the effectiveness of proposed solutions and their universal impact on the different types of CNN layers as well as on the principles of network operation.

5. References

- [1] Krizhevsky A. Sutskever I. and Hinton G. E.: Imagenet classification with deep convolutional neural networks, in Proceedings of the 26th Annual Conference on Neural Information Processing Systems (NIPS '12), pp. 1097–1105, Lake Tahoe, Nev, USA, December 2012.
- [2] Farabet C., Martini B., Akselrod P., Talay S., LeCun Y., and Culurciello E.: Hardware accelerated convolutional neural networks for synthetic vision systems, in Proceedings of 2010 IEEE International Symposium on Circuits and Systems. 2010, pp. 257–260.
- [3] Zhao R., Song W., Zhang W., Xing T., Lin J.-H, Srivastava M., Gupta R., and Zhang Z.: Accelerating binarized convolutional neural networks with software-programmable fpgas, in Proceedings of the 2017 ACM/SIGDA International Symposium on Field-Programmable Gate Arrays, 2017, pp. 15–24.
- [4] Zhang C, Li P, Sun G, Guan Y, Xiao B, Cong J.: Optimizing FPGA-based accelerator design for deep convolutional neural networks. Proceedings of the 2015 ACM/SIGDA International Symposium on Field-Programmable Gate Arrays: ACM, USA, 2015; 161–170.
- [5] Škoda P., Lipić T., Srp Á., Rogina B. M., Skala K., and Vajda F.: Implementation framework for artificial neural networks on fpga, in 2011 Proceedings of the 34th International Convention MIPRO, May 2011, pp. 274–278.
- [6] Cadambi S., Majumdar A., Becchi M., Chakradhar S., and Graf H. P.: A programmable parallel accelerator for learning and classification, in Proceedings of the 19th international conference on Parallel architectures and compilation techniques, ser. PACT '10. New York, NY, USA: ACM, 2010, pp. 273–284.
- [7] Qadeer W., Hameed R., Shacham O., Venkatesan P., Kozyrakas C., and Horowitz M. A.: Convolution engine: balancing efficiency & flexibility in specialized computing, in ACM SIGARCH Computer Architecture News, vol. 41, no. 3. ACM, 2013, pp. 24–35.
- [8] Chakradhar S., Sankaradas M., Jakkula V., and Cadambi S.: A dynamically configurable coprocessor for convolutional neural networks. SIGARCH Comput. Archit. News, June 2010, 38(3), pp. 247–257.
- [9] Farabet C., Poulet C., Han J.Y., LeCun Y.: CNP: an FPGA-based processor for convolutional networks. FPL 2009. International Conference on Field Programmable Logic and Applications, 2009: IEEE, Prague, Czech Republic, 2009, pp. 32–37.
- [10] Farabet C., Martini B., Akselrod P., Talay S., LeCun Y., and Culurciello E.: Hardware accelerated convolutional neural networks for synthetic vision systems, in Circuits and Systems (ISCAS), Proceedings of 2010 IEEE International Symposium, 2010, pp. 257–260.
- [11] Ovtcharov K, Ruwase O, Kim JY, Fowers J, Strauss K, Chung ES. Accelerating deep convolutional neural networks using specialized hardware. *Microsoft Research Whitepaper*: Microsoft Research, 2015.
- [12] Li Y., Liu Z., Xu K., Yu H., and Ren F., "A 7.663-tops 8.2-w energy efficient fpga accelerator for binary convolutional neural networks," arXiv:1702.06392, Feb 2017.
- [13] Chen Y. H., Krishna T., Emer J. S., and Sze V.: Eyeriss: An Energy-Efficient Reconfigurable Accelerator for Deep Convolutional Neural Networks, IEEE Journal of Solid-State Circuits, vol. 52, no. 1, pp. 127–138, 2017.
- [14] Qiu J., Wang J., Yao S., Guo K., Li B., Zhou E., Yu J., Tang T., Xu N., Song S., Wang Y., Yang H.: Going Deeper with Embedded FPGA Platform for Convolutional Neural Network," FPGA '16, ACM, 2016, pp. 26–35.
- [15] Zhang C., Li P., Sun G., Guan Y., Xiao B., and Cong J.: Optimizing fpga-based accelerator design for deep convolutional neural networks, ACM, 2015, pp. 161–170.
- [16] Cong J. and Xiao B.: Minimizing computation in convolutional neural networks, Lecture Notes in Computer Science (including subseries Lecture Notes in Artificial Intelligence and Lecture Notes in Bioinformatics), 2014, vol. 8681, pp. 281–290.
- [17] Lavin A. and Gray S.: Fast algorithms for convolutional neural networks, In Proceedings of the IEEE Conference on Computer Vision and Pattern Recognition. 2016, pp. 4013–4021.
- [18] Li H., Fan X., Jiao L., Cao W., Zhou X., and Wang L.: A high performance FPGA-based accelerator for large-scale convolutional neural networks, in 26th International Conference on Field Programmable Logic and Applications (FPL) 29 Aug.-2 Sept. 2016, Lausanne, Switzerland, pp. 1–9, DOI: 10.1109/FPL.2016.7577308
- [19] Qiang Lan, Zelong Wang, Mei Wen, Chunyuan Zhang, and Yijie Wang: High Performance Implementation of 3D Convolutional Neural Networks on a GPU. Computational Intelligence and Neuroscience. Hindawi, vol. 2017, pp. 1-8.
- [20] Lu L., Liang Y., Xiao Q., Yan S.: Evaluating Fast Algorithms for Convolutional Neural Networks on FPGAs, 25th IEEE Annual International Symposium on Field-Programmable Custom Computing Machines, 2017, pp. 101-108, DOI: 10.1109/FCCM.2017.64

Received: 00.00.2014

Paper reviewed

Accepted: 05.01.2015

Prof., DSc., PhD Aleksandr CARIOW

He received the Candidate of Sciences (PhD) and Doctor of Sciences degree (DSc or Habilitation) in Computer Sciences from LITMO of St. Petersburg, Russia in 1984 and 2001, respectively. In September 1999, he joined the faculty of Computer Sciences and Information Technology at the West Pomeranian University of Technology, Szczecin, Poland, where he is currently a professor in the Department of Computer Architectures and Teleinformatics. His research interests include digital signal processing algorithms, VLSI architectures, and data processing parallelization.

e-mail: acarow@wi.zut.edu.pl



PhD Galina CARIOWA

She received the MSc degree in Mathematics from Moldavian State University, Chişinău in 1978 and PhD degree in computer science from West Pomeranian University of Technology, Szczecin, Poland in 2007. She is currently working as an assistant professor of the Department of Computer Architectures and Teleinformatics. She is also an Associate-Editor of World Research Journal of Transactions on Algorithms. Her scientific interests include numerical linear algebra and digital signal processing algorithms, VLSI architectures, and data processing parallelization.

e-mail: gcariowa@wi.zut.edu.pl

