

# Distributed Filtering for Uncertain Systems under Switching Sensor Networks and Quantized Communications<sup>1</sup>

Xingkang He<sup>a,b</sup>, Wenchao Xue<sup>a,\*</sup>, Xiaocheng Zhang<sup>a</sup>, Haitao Fang<sup>a</sup>

<sup>a</sup> LSC, NCMIS, Academy of Mathematics and Systems Science, Chinese Academy of Sciences, Beijing 100190, China

<sup>b</sup> Division of Decision and Control Systems, KTH Royal Institute of Technology, SE-100 44 Stockholm, Sweden

## Abstract

This paper considers the distributed filtering problem for a class of discrete-time stochastic uncertain systems with biased observations under switching sensor networks and quantized communications. First, we reconstruct the original uncertain system into a higher dimensional system with the nonlinear uncertain dynamics being treated as an extended state. Also, the crucial properties of designing filters for the original system and the reconstructed system are shown to be equivalent. Then, through utilizing the techniques of interval quantization and dither operator, we propose a novel distributed Kalman filter with guaranteed consistency under quantized sensor communications. Furthermore, to alleviate the effect of biased observations, the event-triggered observation update mechanism based distributed Kalman filter is presented with a tighter bound of error covariance than that of the time-driven one by designing a proper threshold. Based on mild conditions, the boundedness of the estimation error covariances for both the proposed two distributed filters is proven. Also, we reveal that for the time-driven algorithm, the estimation biases asymptotically go to zero at certain rates under some decaying conditions of uncertain dynamics and observation biases. More importantly, the estimation biases of the event-triggered filter can asymptotically go to zero even if the observation biases of some sensors do not decay. Finally, the numerical simulations on estimating object's motion by four sensors demonstrate the effectiveness of the developed distributed filters.

**Key words:** Sensor network; Uncertain system; Distributed Kalman filtering; Biased observation; Quantized communications

## 1 Introduction

In recent years, sensor networks are broadly studied and applied to environment sensing, target tracking, smart grid, etc. As is well known, the state estimation problems over sensor networks are usually modeled as distributed filtering problems. Thus more and more researchers and engineers around the world are paying their attention to the methods and theories of distributed filtering.

In the existing literature on distributed filtering problems over sensor networks, many effective approaches and analysis tools have been provided. For linear stochastic systems, the optimal centralized Kalman filter can provide the estimation error covariances in a recursive manner. However, in distributed Kalman filters [1–7], the covariances can not be

obtained by each sensor due to the unknown correlation between state estimates of agents. To evaluate the estimation precision in terms of error covariance, the consistency of a filter, which means that an upper bound of estimation error covariance can be calculated online, is a desired property. Next, the main existing results on distributed filters will be investigated from three aspects, i.e., consistency, stability, and communication schemes of sensors.

The filtering consistency plays an important role in real-time precision evaluation and covariance-based information fusion, which are essential to distributed state estimation problems. For linear time-invariant systems, without considering the consistency, distributed filters with constant parameter gains were investigated in [8], which yet confined the scope of the system dynamics to be considered. The distributed Kalman filters (DKFs) were studied based on consensus or diffusion strategies [2, 3], where the state estimates were simply fused by scalar weights. Recently, the consistency of the algorithms in [4–6] enables their applications to design covariance weight based fusion schemes, though the system models are limited to be linear and the communications are required to be perfect. In this paper, we will propose consistent filters for more general system model, communication

\* The material in this paper was not presented at any conference.

\* Corresponding author.

Email addresses: xingkang@kth.se (Xingkang He), wenchaoxue@amss.ac.cn (Wenchao Xue), zhangxiaochengl6@mails.ucas.ac.cn (Xiaocheng Zhang), htfang@iss.ac.cn (Haitao Fang).

scheme and network topology.

Stability is one of fundamental properties for filtering algorithms. In the existing results on stability analysis, local observability conditions of linear systems were assumed in [3, 9], which confined the application scope of distributed filters. On the other hand, the observation bias can directly influence the consistency as well as the stability of filters. This is attributed to that it is difficult for each sensor to fuse the biased estimates from neighbors. The state estimation problems in the presence of observation bias were investigated in [10, 11] by assuming the independence between the system state and the random bias, which yet is hard to be satisfied for feedback control systems with colored random bias processes. More importantly, due to the existence of outer disturbance or unmodeled dynamics, many practical systems contain uncertain dynamics, which may be nonlinear. To deal with the unknown dynamics, some robust estimation methods, such as  $H_\infty$  filters and set valued filters, were studied by researchers [12, 13]. An extended state based Kalman filter was proposed in [14] for a class of nonlinear uncertain systems. However, the relation between the original system and the formulated system still needs further investigation. Compared with the centralized filter [14], more general system model and noise conditions will be studied in this work under a distributed framework.

Communication scheme between sensors is one of the essential features for decentralized algorithms. In the past years, a considerable number of results focused on analyzing topology conditions in terms of network connectivity and graph types [1–7, 9]. Most of these results assumed that the network is fixed over time. However, due to the network vulnerability (e.g., link failure), the topologies of sensor networks may be changing with time. Another significant aspect is on the message transmission between neighboring sensors. A majority of existing literature on distributed filtering algorithms required the accurate transmission. Nevertheless, due to limitations of energy and channel in practical networks, such as wireless sensor network, it is difficult to ensure perfect communication. Thus, the filter design under quantized sensor communications seems to be an important issue of practice.

In this paper, a distributed filtering problem is investigated for a class of general systems by considering the presence of initial estimation error, uncertain dynamics and biased observations. Different from conventional accurate communications between neighboring sensors [1–8, 15], we study a quantized scheme for transmitted vectors and matrices, which is needed in digitized communication, but has not been investigated in the existing literature. The main contributions of this paper are summarized in the following.

- (1) We reconstruct the original uncertain system into a higher dimensional system with the nonlinear uncertain dynamics being treated as an extended state. Also, the crucial properties of designing filters for the original system and the reconstructed system are shown

to be equivalent. Additionally, the considered systems can contain some distributed output feedback control systems.

- (2) By utilizing the techniques of interval quantization and dither operator, we propose a novel DKF under quantized sensor communications with guaranteed consistency. The boundedness of the estimation error covariances is proven under mild conditions of system observability and network topology. Furthermore, it is shown that the estimation biases asymptotically go to zero under certain conditions of uncertain dynamics and observation biases.
- (3) We present an event-triggered observation update based DKF, which is shown to possess a tighter bound of error covariance than that based on the time-driven update DKF by designing a proper threshold. Under mild conditions, the boundedness of the estimation error covariances for the event-triggered filter is proven. More importantly, the estimation biases of the event-triggered filter can asymptotically go to zero even if the observation biases of some sensors are not decaying over time.

The remainder of the paper is organized as follows. Section 2 is on the graph preliminaries and some useful definitions. Section 3 is on the problem formulation. Section 4 studies the system reconstruction and filtering structure. Section 5 analyzes the distributed filter with time-driven update scheme. Section 6 studies the distributed filter with event-triggered update scheme. Section 7 shows the numerical simulations. The conclusion of this paper is given in Section 8. Some proofs are given in Appendix.

### 1.1 Notations

The superscript “T” represents the transpose.  $I_n$  stands for the identity matrix with  $n$  rows and  $n$  columns.  $E\{x\}$  denotes the mathematical expectation of the stochastic variable  $x$ , and  $blockdiag\{\cdot\}$  means that the block elements are arranged in diagonals.  $diag\{\cdot\}$  represent the diagonalization scalar elements.  $tr(P)$  is the trace of the matrix  $P$ .  $\mathbb{N}^+$  denotes the set of positive natural numbers.  $\mathbb{R}^n$  stands for the set of  $n$ -dimensional real vectors.  $[a : b]$  stands for the set of integers  $a, a+1, \dots, b-1$ . We denote  $[a : b] = [a : b] \cup b$ . And,  $sat(f, b)$  means  $\max\{\min\{f, b\}, -b\}$ . We assume that  $\lambda_{min}(A)$  and  $\lambda_{max}(A)$  are the minimal eigenvalue and maximal eigenvalue of a real-valued square matrix  $A$ , respectively.  $\sup_{k \in \mathbb{N}} A_k A_k^T < \infty$  means  $\sup_{k \in \mathbb{N}} \lambda_{max}(A_k A_k^T) < \infty$ .

## 2 Graph Preliminaries and Useful Definitions

In this section, some graph preliminaries and useful definitions will be provided.

We model the communication topologies of sensor networks as switching weighted digraphs  $\{\mathcal{G}_s\}_{s=1}^K$ , where  $\mathcal{G}_s = (\mathcal{V}, \mathcal{E}_s, \mathcal{A}_s)$ , where  $\mathcal{V}$  stands for the node set,

$\mathcal{E}_s \subseteq \mathcal{V} \times \mathcal{V}$  stands for the edge set and  $\mathcal{A}_s$  represents the weighted adjacency matrix. We assume that all the elements of  $\mathcal{A}_s$  are nonnegative, row stochastic and the diagonal elements are all positive, i.e.,  $a_{i,i}^{\mathcal{G}_s} > 0, a_{i,j}^{\mathcal{G}_s} \geq 0, \sum_{j \in \mathcal{V}} a_{i,j}^{\mathcal{G}_s} = 1$ . If  $a_{i,j}^{\mathcal{G}_s} > 0, j \neq i$ , there is a link  $(i, j) \in \mathcal{E}_s$ , which means that node  $i$  can directly receive the information of node  $j$  through the communication channel. In this situation, node  $j$  is called the neighbor of node  $i$  and all the neighbors of node  $i$  including itself can be represented by the set  $\mathcal{N}_i^{\mathcal{G}_s} \triangleq \{j \in \mathcal{V} | (i, j) \in \mathcal{E}_s\} \cup \{i\}$ . We denote  $a_{i,j}^{\mathcal{G}_s} = a_{i,j}(k)$  and  $\mathcal{N}_i^{\mathcal{G}_s} = \mathcal{N}_i(k)$ , if the graph is  $\mathcal{G}_s$  at time  $k$ .  $\mathcal{G}$  is called strongly connected if for any pair nodes  $(i_1, i_l)$ , there exists a direct path from  $i_1$  to  $i_l$  consisting of edges  $(i_1, i_2), (i_2, i_3), \dots, (i_{l-1}, i_l)$ . We say that  $\{\mathcal{G}_s\}_{s=1}^K$  is jointly strongly connected if the union graph  $\bigcup_{s=1}^K \mathcal{G}_s$  is strongly connected.

For the linear time-varying systems with known exact noise statistics, by Kalman filter, the estimation error covariances can be recursively calculated. However, for the distributed Kalman filters [4, 5], due to the unknown correlation between state estimates of sensors, the error covariances are usually inaccessible. In order to evaluate the estimation performance, the following definition of consistency is introduced.

**Definition 2.1** ([16]) Suppose that  $x_k$  is a random vector and  $\hat{x}_k$  is the estimate of  $x_k$ . Then the pair  $(\hat{x}_k, \Pi_k)$  is said to be **consistent** if  $E\{(\hat{x}_k - x_k)(\hat{x}_k - x_k)^T\} \leq \Pi_k$ .

We note that the consistency introduced here is different from the one in parameter identification [17]. To study the estimation properties of filtering algorithms, we provide the definition in the following.

**Definition 2.2** Let  $e_{k,i}$  be the state estimation error of sensor  $i$  at time  $k$ , then the sequence of estimation error covariances  $E\{e_{k,i}e_{k,i}^T\}, k \in \mathbb{N}$ , is said to be **bounded** if  $\sup_{k \in \mathbb{N}} E\{e_{k,i}e_{k,i}^T\} < \infty$ . And the sequence of estimates is **asymptotically unbiased**, if  $\lim_{k \rightarrow \infty} E\{e_{k,i}\} = 0$ .

Let  $(\Omega, \mathcal{F}, P)$  be the basic probability space.  $\mathcal{F}_k$  stands for a filtration of  $\sigma$ -algebra  $\mathcal{F}$ , i.e., for  $\mathcal{F}_k \subset \mathcal{F}, \mathcal{F}_i \subset \mathcal{F}_j$  if  $i < j$ . Here, the  $\sigma$ -algebra is a collection of subsets of  $\Omega$  and satisfies certain algebraic structure. A discrete-time sequence  $\{\xi_k, \mathcal{F}_k\}$  is said to be adapted if  $\xi_k$  is measurable to  $\mathcal{F}_k$ . In principle,  $\xi_k$  is a function of past events within  $\mathcal{F}_k$ . We refer the readers to the formal definitions of ‘filtration’, ‘ $\sigma$ -algebra’ and ‘measurable’ in [18].

**Definition 2.3** A discrete-time adapted sequence  $\{\xi_k, \mathcal{F}_k\}$  is called a **martingale difference sequence**, if  $E\{|\xi_k|\} < \infty$  and  $E\{\xi_k | \mathcal{F}_{k-1}\} = 0$ , almost surely.

Since this paper studies a class of time-varying systems, a useful definition is provided. Given a positive integer  $L$ , a

matrix sequence  $\{M_k, k \in \mathbb{N}\}$  and a positive scalar  $\beta$ , let the time sequence  $\{T_l, l \in \mathbb{N}\}$  be

$$T_{l+1} = \inf \{k | k \geq T_l + L, \lambda_{\min}(M_{k+s} M_{k+s}^T) \geq \beta, s \in [0 : L)\}. \quad (1)$$

**Definition 2.4** Given  $L$ , if there is an integer  $T > 0$  and a scalar  $\beta > 0$ , such that for the defined time sequence  $\{T_l, l \in \mathbb{N}\}$  in (1),  $T_{l+1} - T_l \leq T$ , then  $\{T_l, l \in \mathbb{N}\}$  is called  **$L$ -step supporting sequence (L-SS)** of  $\{M_k, k \in \mathbb{N}\}$ .

**Remark 2.1** The definition of L-SS is introduced to study the nonsingularity of the time-varying transition matrices  $\{A_{k,i}\}$  given in the sequel. In many existing results,  $A_{k,i}$  is usually assumed to be nonsingular for any  $k \in \mathbb{N}$ , which is removed in this paper.

### 3 Model Description and Problem setup

#### 3.1 System model

Consider the following model for a class of stochastic systems with uncertain dynamics and biased observations

$$\begin{cases} x_{k+1} = \bar{A}_k x_k + \bar{G}_k f(x_k, k) + \bar{\omega}_k, \\ y_{k,i} = \bar{H}_{k,i} x_k + b_{k,i} + v_{k,i}, i \in \mathcal{V}, \end{cases} \quad (2)$$

where  $x_k \in \mathbb{R}^n$  is the unknown system state,  $\bar{A}_k \in \mathbb{R}^{n \times n}$  is the known state transition matrix and  $\bar{\omega}_k \in \mathbb{R}^n$  is the unknown zero-mean white process noise.  $f(x_k, k) \in \mathbb{R}^p$  is the uncertain dynamics (e.g., some unknown disturbance).  $\bar{G}_k \in \mathbb{R}^{n \times p}$  is the known matrix subject to  $\sup_{k \in \mathbb{N}} \{\bar{G}_k \bar{G}_k^T\} < \infty$ . Here,  $y_{k,i} \in \mathbb{R}^{m_i}$  is the observation vector obtained via sensor  $i$ ,  $\bar{H}_{k,i} \in \mathbb{R}^{m_i \times n}$  is the known observation matrix, subject to  $\sup_{k \in \mathbb{N}} \{\bar{H}_{k,i}^T \bar{H}_{k,i}\} < \infty$ ,  $b_{k,i} \in \mathbb{R}^{m_i}$  is the unknown state-correlated stochastic observation bias of sensor  $i$ , and  $v_{k,i} \in \mathbb{R}^{m_i}$  is the stochastic zero-mean observation noise.  $N$  is the number of sensors over the system, thus  $\mathcal{V} = \{1, 2, \dots, N\}$ . Note that  $\bar{A}_k, \bar{G}_k, \bar{H}_{k,i}$ , and  $y_{k,i}$  are simply known to sensor  $i$ .

#### 3.2 Assumptions on system and communication scheme

Suppose that  $\sigma\{x\}$  stands for the minimal sigma algebra generated by random vector  $x$ . Let  $\mathcal{F}_k \triangleq \sigma\{x_0, b_{0,i}, \bar{\omega}_j, v_{j,i}, i \in \mathcal{V}, 0 \leq j \leq k\}$  and  $f_k \triangleq f(x_k, k)$  for simplicity. In the following, we will provide several assumptions on the system structure and communication scheme.

**Assumption 3.1** On the system (2), the following conditions hold.

- 1) The process noise sequence  $\{\bar{\omega}_k\}_{k=0}^\infty$  is independent of  $x_0$  and  $\{v_{k,i}\}_{k=0}^\infty$ ,  $i \in \mathcal{V}$ , with  $E\{\bar{\omega}_k \bar{\omega}_k^T\} \leq Q_k$ , where  $\inf_{k \in \mathbb{N}} Q_k \geq \underline{Q}_0 > 0$  and  $\sup_{k \in \mathbb{N}} Q_k \leq \bar{Q}_0 < \infty$ .
- 2) The stochastic bias sequences  $\{b_{k,i}\}_{k=0}^\infty$ ,  $i \in \mathcal{V}$ , are measurable to  $\mathcal{F}_{k-1}$ ,  $k \geq 1$ , and  $E\{b_{k,i} b_{k,i}^T\} \leq B_{k,i}$ .
- 3) The pair sequences  $\{v_{k,i}, \mathcal{F}_k\}_{k=0}^\infty$ ,  $i \in \mathcal{V}$ , are  $N$  martingale difference sequences such that  $E\{v_{k,i} v_{k,i}^T\} \leq R_{k,i}$  and  $\sup_{k \in \mathbb{N}} R_{k,i} > 0$ ,  $\forall i \in \mathcal{V}$ .
- 4) It holds that  $E\{(X_0 - \hat{X}_{0,i})(X_0 - \hat{X}_{0,i})^T\} \leq P_{0,i}$ , where  $\hat{X}_{0,i}$  is the estimate of  $X_0$  for sensor  $i$  with  $X_0 \triangleq [x_0^T, f_0^T]^T$ , and  $P_{0,i} > 0$ ,  $i \in \mathcal{V}$ .

The uniform bounds  $\underline{Q}_0$  and  $\bar{Q}_0$  are not required to be known to each sensor, and they are utilized in the theoretical analysis. Different from [6] where the observation noises of sensors are independent, 3) of Assumption 3.1 allows the noise dependence between sensors. In addition, compared with [1, 19] which required that the initial estimation error is sufficiently small, 4) of Assumption 3.1 is quite general and satisfied by setting a large  $P_{0,i}$ .

**Assumption 3.2** For the system (2), there exists a positive integer  $L$ , such that the matrix sequence  $\{\bar{A}_k, k \in \mathbb{N}\}$  has an  $L$ -SS and  $\sup_{k \in \mathbb{N}} \{\bar{A}_k \bar{A}_k^T\} < \infty$ .

Assumption 3.2 poses no requirement on the stability of the original system (2). Besides, within the scope of distributed filtering for time-varying systems, Assumption 3.2 is milder than that in [1, 6], where the non-singularity of the system state transition matrix is needed for each time.

**Assumption 3.3** On the uncertain dynamics  $f_k$ , the following conditions hold.

- 1) The dynamics  $f_k$  is measurable to  $\bar{\mathcal{F}}_k = \sigma\{x_0, b_{0,i}, \bar{\omega}_{j-1}, v_{j,i}, i \in \mathcal{V}, 1 \leq j \leq k\}$  and  $\bar{\mathcal{F}}_0 = \sigma\{x_0, b_{0,i}, v_{0,i}, i \in \mathcal{V}\}$ .
- 2) Denote  $u_k \triangleq f_{k+1} - f_k$ , then  $E\{u_k u_k^T\} \leq \hat{Q}_k$ , subject to  $\inf_{k \in \mathbb{N}} \lambda_{\min}(\hat{Q}_k) > 0$  and  $\sup_{k \in \mathbb{N}} \lambda_{\max}(\hat{Q}_k) < \infty$ .

The first condition of Assumption 3.3 permits  $f_k$  to be implicitly related with  $\{x_j, y_{j,i}\}_{j=0}^k$ ,  $i \in \mathcal{V}$ . Under this setting, the model built in (2) also considers the distributed output feedback control systems, such as the coupled tanks system [20]. Different from the existing result that treats the uncertain dynamics as a bounded total disturbance [21], the requirement for the increment of the dynamics in 2) of Assumption 3.3 has no restriction on the boundedness of uncertain dynamics.

**Definition 3.1** The system (2) is said to be **uniformly collectively observable** if there exist two positive integers  $\bar{N}$ ,  $\bar{M}$ , and a constant  $\alpha > 0$  such that for any  $k \geq \bar{M}$ , there is  $\sum_{i=1}^N \left[ \sum_{j=k}^{k+\bar{N}} \bar{\Phi}_{j,k}^T \bar{H}_{j,i}^T (R_{j,i} + B_{j,i})^{-1} \bar{H}_{j,i} \bar{\Phi}_{j,k} \right] \geq \alpha I_n$ , where  $\bar{\Phi}_{k,k} = I_n$ ,  $\bar{\Phi}_{k+1,k} = \bar{A}_k$ ,  $\bar{\Phi}_{j,k} = \bar{\Phi}_{j,j-1} \times \cdots \times \bar{\Phi}_{k+1,k}$ , if  $j > k$ .

**Assumption 3.4** The system (2) is uniformly collectively observable.

Assumption 3.4 is a standard collective observability condition for time-varying stochastic systems. If the system is time-invariant, then Assumption 3.4 degenerates to  $(A, H)$  being observable [4, 22]. Besides, if the local observability conditions are satisfied [3, 9], then Assumption 3.4 holds, but not vice versa.

The topologies of the networks are assumed to be switching digraphs  $\{\mathcal{G}_{\sigma_k}, k \in \mathbb{N}\}$ .  $\sigma_k$  is the graph switching signal defined  $\sigma_k : \mathbb{N} \rightarrow \Omega$ , where  $\Omega$  is the set of the underlying network topology numbers. For convenience, the weighted adjacency matrix of the digraph  $\mathcal{G}_{\sigma_k}$  is denoted by  $\mathcal{A}_{\sigma_k} = [a_{i,j}(k)] \in \mathbb{R}^{N \times N}$ . To analyze the switching topologies, we consider the infinite interval sequence consisting of bounded, non-overlapping and contiguous time intervals  $[k_l, k_{l+1})$ ,  $l = 0, 1, \dots$ , with  $k_0 = 0$ . On the switching topologies, the following assumption is needed.

**Assumption 3.5** There exists an integer  $k_0$ , such that  $k_{l+1} - k_l \leq k_0$  and the digraph set  $\{\mathcal{G}_{\sigma_k}, k \in [k_l, k_{l+1})\}$  is jointly strongly connected, i.e.,  $\bigcup_{k=k_l}^{k_{l+1}} \mathcal{G}_{\sigma_k}$  is strongly connected, and the elements  $a_{i,j}(k)$  belong to  $\bar{\Psi}$ ,  $k \in \mathbb{N}^+$ ,  $i, j \in \mathcal{V}$ , where  $\bar{\Psi}$  is a finite set of arbitrary nonnegative real numbers.

Since the joint connectivity of the switching digraphs admits that the network is unconnected at each moment, Assumption 3.5 is general for the networks confronting link failures. If the network remains connected at each moment or fixed [4, 5], then Assumption 3.5 holds as well.

In sensor networks, such as wireless sensor networks, the signal transmission between two sensors may confront the problems of channel limitation and energy restriction. Thus, without losing too much accuracy, some quantization operators can be considered to reduce the package size in the encoding process with respect to the transmitted messages. In this work, we assume that each sensor carries out an element-wise quantizer. In other words, no matter the transmitted messages are vectors or matrices, they all be quantized element by element through a given quantizer before transmission.

Let  $z_{k,i}$  be a scalar remaining to be sent out by sensor  $i$ , then we consider the following interval quantizer with quantizing step  $\Delta_i > 0$  and quantizing function  $g(\cdot) : \mathbb{R} \rightarrow \mathcal{Q}_i$

$$g(z_{k,i}) = t\Delta_i, \text{ if } (t - \frac{1}{2})\Delta_i \leq z_{k,i} < (t + \frac{1}{2})\Delta_i \quad (3)$$

where  $\mathcal{Q}_i = \{t\Delta_i | t \in \mathbb{Z}\}$  is the quantization alphabet with countably infinite elements. Then we write  $g(z_{k,i}) = z_{k,i} + \vartheta(z_{k,i})$ , where  $\vartheta(z_{k,i})$  is the quantization error, which is deterministic conditioned on the input  $z_{k,i}$ . In addition, we have  $\vartheta(z_{k,i}) \in [-\frac{\Delta_i}{2}, \frac{\Delta_i}{2})$ .

A technique to deal with the correlation between  $\vartheta(z_{k,i})$  and  $z_{k,i}$  is to consider a dither operator, which can randomize the quantization error and make it independent of the input data. Write

$$\vartheta(k, i) = g(z_{k,i} + \xi_{k,i}) - (z_{k,i} + \xi_{k,i}), \quad (4)$$

then the quantization error sequence  $\{\vartheta(k, i)\}$  is independent and identically distributed (i.i.d.), uniformly distributed on  $[-\frac{\Delta_i}{2}, \frac{\Delta_i}{2})$  and independent of  $z_{k,i}$ , if the sequence  $\{\xi_{k,i}\}_{k \geq 0}$  satisfies Schuchman conditions [23]. A sufficient condition on the sequence to satisfy Schuchman conditions is that  $\{\xi_{k,i}\}_{k \geq 0}$  is an i.i.d. sequence uniformly distributed on  $[-\frac{\Delta_i}{2}, \frac{\Delta_i}{2})$  and independent of input sequence  $\{z_{k,i}\}$ .

**Assumption 3.6** *The sequence  $\{\xi_{k,i}\}_{k \geq 0}$  satisfies Schuchman conditions and it is independent of  $\bar{\mathcal{F}}_k$  defined in Assumption 3.3.*

In a distributed filtering problem, each sensor may transmit its state estimate vector, some parameter vectors or matrices. They all can be quantized element by element through the above defined quantizing function and dither before transmission. We also notice that different sensors may have different quantizing steps, which enables a distributed algorithm design. The dither operator considered in this paper can remove the correlation between  $z_{k,i}$  and the quantization error  $\vartheta(k, i)$ , however, more uncertainties should be considered due to the adding of the random variable sequences  $\{\xi_{k,i}\}_{k \geq 0}$ . In next sections, we will show when the dither operator is better to be utilized.

**Remark 3.1** *In the existing literature related with quantized sensor communications, there are some results on distributed consensus [23, 24]. However, the distributed filtering problems with quantized sensor communications have not been well investigated, especially for the scenario that the system is unstable and collectively observable.*

### 3.3 Problems of interest

In this paper, we consider the following problems.

- (1) For each sensor, how to design a distributed filter for uncertain system (2) by employing the local biased noisy observations and the quantized messages from neighboring sensors over switching topologies?
- (2) For each sensor, how to utilize the interval quantization and the dither operator to remove the correlation between the quantization error and state estimate?
- (3) What conditions can guarantee that the mean square estimation error of the proposed filters is uniformly upper bounded and that the estimate sequence is asymptotically unbiased?

## 4 System Reconstruction and Filtering Structure

### 4.1 System reconstruction

For the system (2), a new state vector, consisting of the original state  $x_k$  and the uncertain dynamics  $f_k$ , can be constructed. Then a modified system model is given in the following.

$$\begin{cases} X_{k+1} = A_k X_k + D u_k + \omega_k \\ y_{k,i} = H_{k,i} X_k + b_{k,i} + v_{k,i}. \end{cases} \quad (5)$$

where

$$\begin{aligned} X_k &\triangleq \begin{pmatrix} x_k \\ f_k \end{pmatrix} \in \mathbb{R}^{n+p}, & A_k &\triangleq \begin{pmatrix} \bar{A}_k & \bar{G}_k \\ 0 & I_p \end{pmatrix} \in \mathbb{R}^{(n+p) \times (n+p)}, \\ \omega_k &\triangleq \begin{pmatrix} \bar{\omega}_k \\ 0 \end{pmatrix} \in \mathbb{R}^{n+p}, & D &\triangleq \begin{pmatrix} 0 \\ I_p \end{pmatrix} \in \mathbb{R}^{(n+p) \times p}, \\ H_{k,i} &\triangleq \begin{pmatrix} \bar{H}_{k,i} & 0 \end{pmatrix} \in \mathbb{R}^{m_i \times (n+p)}. \end{aligned}$$

Considering the system (2) and the reformulated system (5), Propositions 4.1 and 4.2 show the equivalent properties between the two systems.

**Proposition 4.1** *On the relation between  $\bar{A}_k$  in (2) and  $A_k$  in (5), the following conclusions hold.*

- 1)  $\sup_{k \in \mathbb{N}} \{A_k A_k^T\} < \infty$  if and only if  $\sup_{k \in \mathbb{N}} \{\bar{A}_k \bar{A}_k^T\} < \infty$ .
- 2)  $\{A_k | A_k \in \mathbb{R}^{n+p}, k \in \mathbb{N}\}$  has an L-SS if and only if  $\{\bar{A}_k | \bar{A}_k \in \mathbb{R}^n, k \in \mathbb{N}\}$  has an L-SS.

**PROOF.** See Appendix A.

**Proposition 4.2** *The reformulated system (5) is uniformly collectively observable if and only if there exist  $M, \bar{N} \in \mathbb{N}^+$  and  $\alpha > 0$ , such that for any  $k \geq M$ ,*

$$\begin{aligned} \bar{\Theta}_{k,\bar{N}}^{1,1} &> \alpha I_n \\ \bar{\Theta}_{k,\bar{N}}^{2,2} - (\bar{\Theta}_{k,\bar{N}}^{1,2})^T (\bar{\Theta}_{k,\bar{N}}^{1,1} - \alpha I_n)^{-1} \bar{\Theta}_{k,\bar{N}}^{1,2} &> \alpha I_p \end{aligned} \quad (6)$$

where  $\bar{\Theta}_{k,\bar{N}}^{1,1}$ ,  $\bar{\Theta}_{k,\bar{N}}^{1,2}$ , and  $\bar{\Theta}_{k,\bar{N}}^{2,2}$  are given in (B.1).

**PROOF.** See Appendix B.

### Example

To show the feasibility of (6), we consider a connected network with three sensors. For the system (2), we let  $\bar{A} = \begin{pmatrix} 1 & 0 \\ 0 & 1 \end{pmatrix}$ ,  $\bar{G} = [1, 1]^T$ ,  $\bar{H}_1 = [1, 0]$ ,  $\bar{H}_2 = [0, 1]$ ,

$\bar{H}_3 = [1, 1]$ ,  $R_i = 1$ ,  $B_i = 1$ ,  $i = 1, 2, 3$ . According to (6) and the notations in the proof of Proposition 4.2, by choosing  $\alpha = 2$  and  $\bar{N} = 10$ , we have  $\lambda_{\min}(\bar{\Theta}_{k,\bar{N}}^{1,1} - \alpha I_n) > 5.77$ , and  $\lambda_{\min}(\bar{\Theta}_{k,\bar{N}}^{2,2} - (\bar{\Theta}_{k,\bar{N}}^{1,2})^T(\bar{\Theta}_{k,\bar{N}}^{1,1} - \alpha I_n)^{-1}\bar{\Theta}_{k,\bar{N}}^{1,2} - \alpha I_p) > 1.2 \times 10^6$ .

According to the proof of Proposition 4.2 and Definition 3.1, we can obtain the following lemma.

**Lemma 4.1** *Let Assumption 3.4 holds, then there exist  $M, \bar{N} \in \mathbb{N}^+$  and  $\alpha > 0$ , such that for any  $k \geq M$ ,  $\bar{\Theta}_{k,\bar{N}}^{1,1} > \alpha I_n$ , where  $\bar{\Theta}_{k,\bar{N}}^{1,1}$  is given in (B.1).*

In the sequel, for expression convenience, instead of using Assumption 3.4 and (6), we use the following assumption.

**Assumption 4.1** *The system (5) is uniformly collectively observable.*

## 4.2 Filtering structure

In this paper, we consider two observation update schemes, namely, time-driven update and event-triggered update, whose difference lies in whether the biased observation  $y_{k,i}$  is utilized at the update stage. We propose the following distributed filter structure of the system (5) for sensor  $i$ ,  $\forall i \in \mathcal{V}$ ,

$$\begin{cases} \bar{X}_{k,i} = A_{k-1}\hat{X}_{k-1,i} \\ \text{if } y_{k,i} \text{ is utilized:} \\ \quad \bar{X}_{k,i} = \bar{X}_{k,i} + K_{k,i}(y_{k,i} - H_{k,i}\bar{X}_{k,i}) \\ \text{if } y_{k,i} \text{ is discarded:} \\ \quad \bar{X}_{k,i} = \bar{X}_{k,i} \\ \hat{X}_{k,i} = \sum_{j \in \mathcal{N}_i(k)} W_{k,i,j} \tilde{X}_{k,j} \end{cases} \quad (7)$$

where  $\tilde{X}_{k,j} = \bar{X}_{k,i}$ , if  $i = j$ , otherwise  $\tilde{X}_{k,j} = \mathbf{G}_1(\bar{X}_{k,j})$ ,  $j \in \mathcal{N}_i$ , and  $\mathbf{G}_1(\bar{X}_{k,j}) =: [g(\bar{X}_{k,j}(1)), \dots, g(\bar{X}_{k,j}(n))]^T$  is the quantized message sent out by sensor  $j$  with element-wise quantization by (3). Also,  $\bar{X}_{k,i}$ ,  $\tilde{X}_{k,i}$ , and  $\hat{X}_{k,i}$  are the extended state's prediction, update, and estimate by sensor  $i$  at the  $k$ th moment, respectively.  $K_{k,i}$  and  $W_{k,i,j}$ ,  $j \in \mathcal{N}_i(k)$ , are the filtering gain matrix and the local fusion matrices, respectively. They remain to be designed.

**Remark 4.1** *We consider the dither quantization of state estimates in (7) to relax the conservativeness in handling correlation between the quantization error and state estimates. For example, if random variables  $x$  and  $y$  are correlated, a common technique is to use  $E\{(x+y)^2\} \leq (1 + \frac{1}{\alpha})E\{x^2\} + (1 + \alpha)E\{y^2\}$  for  $\alpha > 0$ . However, this operator is conservative. Thus, we use the dithered quantization to remove the correlation.*

## 5 Distributed filter: time-driven update

In this section, for the filtering structure (7) with  $y_{k,i}$  employed at each time, we will study the design methods of  $K_{k,i}$  and  $W_{k,i,j}$ . Then we will find the conditions to guarantee the boundedness of the estimation error covariances for the proposed filter with the designed  $K_{k,i}$  and  $W_{k,i,j}$ .

### 5.1 Filter design

In the following, Lemma 5.1 provides a design method of fusion matrices  $\{W_{k,i,j}\}_{j \in \mathcal{N}_i}$ , which can lead to the consistent estimate of each sensor.

**Lemma 5.1** *Consider the system (5) with the filtering structure (7). Under Assumptions 3.1 and 3.3, for any  $i \in \mathcal{V}$ , positive scalars  $\theta_{k,i}$  and  $\mu_{k,i}$ , the pairs  $(\bar{X}_{k,i}, \bar{P}_{k,i})$ ,  $(\tilde{X}_{k,i}, \tilde{P}_{k,i})$ ,  $(\bar{X}_{k,i}, \bar{P}_{k,i})$  and  $(\tilde{X}_{k,i}, \tilde{P}_{k,i})$  are all consistent, if  $W_{k,i,j} = a_{i,j}(k)P_{k,i}\tilde{P}_{k,j}^{-1}$ , where*

$$\tilde{P}_{k,j} = \begin{cases} \tilde{P}_{k,j}, & \text{if } i = j, j \in \mathcal{N}_i(k) \\ \tilde{P}_{k,j} + \frac{\bar{n}\Delta_j(\bar{n}\Delta_j+1)}{2}I_n, & \text{if } i \neq j, j \in \mathcal{N}_i(k), \end{cases}$$

and  $\bar{P}_{k,i}$ ,  $\tilde{P}_{k,i}$ ,  $\tilde{P}_{k,i}$  and  $P_{k,i}$  are recursively calculated through

$$\begin{cases} \bar{P}_{k,i} = (1 + \theta_{k,i})A_{k-1}P_{k-1,i}A_{k-1}^T + \frac{1+\theta_{k,i}}{\theta_{k,i}}\bar{Q}_{k-1} + \tilde{Q}_{k-1}, \\ \tilde{P}_{k,i} = (1 + \mu_{k,i})(I - K_{k,i}H_{k,i})\bar{P}_{k,i}(I - K_{k,i}H_{k,i})^T \\ \quad + K_{k,i}\left(R_{k,i} + \frac{1+\mu_{k,i}}{\mu_{k,i}}B_{k,i}\right)K_{k,i}^T, \\ \tilde{P}_{k,i} = \mathbf{G}_2(\tilde{P}_{k,i}), \\ P_{k,i} = \left(\sum_{j \in \mathcal{N}_i(k)} a_{i,j}(k)\tilde{P}_{k,j}^{-1}\right)^{-1}, \end{cases}$$

with  $\bar{n} = n + p$ ,  $\tilde{Q}_{k-1}$  and  $\bar{Q}_{k-1}$  are defined in (C.1). Here,  $\mathbf{G}_2(\tilde{P}_{k,i})$  is the element-wise quantization operator by (3) without dither.

**Remark 5.1** *In some distributed filtering algorithms [4, 5], besides state estimates, parameter matrices are also transmitted between neighboring sensors. In this work, we also require the transmission of parameter matrices (i.e.,  $\tilde{P}_{k,j}$ ), whose quantizations are conducted by (3) to obtain  $\tilde{P}_{k,j}$ . To keep the consistency in Definition 2.1, the quantization error of the parameter matrix is compensated by the receiver (i.e.,  $\bar{P}_{k,j}$ ).*

For the filtering gain matrix  $K_{k,i}$ , its design can be casted into an optimization problem with a closed-form solution given in the following lemma.

**Lemma 5.2** *Solving the optimization problem  $K_{k,i}^* = \arg \min_{K_{k,i}} \text{tr}(\tilde{P}_{k,i})$ , yields  $K_{k,i}^* = \bar{P}_{k,i}H_{k,i}^T\left(H_{k,i}\bar{P}_{k,i}H_{k,i}^T + \right.$*

$$\frac{R_{k,i}}{1+\mu_{k,i}} + \frac{B_{k,i}}{\mu_{k,i}} \Big)^{-1}.$$

Summing up the results of Lemmas 5.1 and 5.2, the extended state based distributed Kalman filter (ESDKF) with quantized communications is provided in Algorithm 1.

**Algorithm 1** Extended State Based Distributed Kalman Filter (ESDKF):

**Prediction:** Each sensor carries out a prediction operation

$$\begin{aligned} \bar{X}_{k,i} &= A_{k-1} \hat{X}_{k-1,i}, \\ \bar{P}_{k,i} &= (1 + \theta_{k,i}) A_{k-1} P_{k-1,i} A_{k-1}^T + \frac{1+\theta_{k,i}}{\theta_{k,i}} \bar{Q}_{k-1} + \bar{Q}_{k-1}, \forall \theta_{k,i} > 0. \end{aligned}$$

where  $\bar{Q}_{k-1}$  and  $\bar{Q}_{k-1}$  are given in (C.1).

**Update:** Each sensor uses its own observations to update the estimation

$$\begin{aligned} \tilde{X}_{k,i} &= \bar{X}_{k,i} + K_{k,i} (y_{k,i} - H_{k,i} \bar{X}_{k,i}) \\ K_{k,i} &= \bar{P}_{k,i} H_{k,i}^T \left( H_{k,i} \bar{P}_{k,i} H_{k,i}^T + \frac{R_{k,i}}{1+\mu_{k,i}} + \frac{B_{k,i}}{\mu_{k,i}} \right)^{-1} \\ \tilde{P}_{k,i} &= (1 + \mu_{k,i}) (I - K_{k,i} H_{k,i}) \bar{P}_{k,i}. \end{aligned}$$

**Quantization:** Each sensor uses element-wise dither quantization to  $\tilde{X}_{k,i}$  and interval quantization to  $\tilde{P}_{k,i}$ , i.e.,  $\tilde{X}_{k,i} = \mathbf{G}_1(\tilde{X}_{k,i})$ ,  $\tilde{P}_{k,i} = \mathbf{G}_2(\tilde{P}_{k,i})$ , where  $\mathbf{G}_1(\cdot)$  and  $\mathbf{G}_2(\cdot)$  are the element-wise quantization operators with and without dither, respectively.

**Local Fusion:** Each sensor receives  $(\tilde{X}_{k,i}, \tilde{P}_{k,i}, \Delta_j)$  from its neighbors, denoting  $\bar{n} = n + p$ ,

$$\begin{aligned} (\tilde{X}_{k,j}, \tilde{P}_{k,j}) &= \begin{cases} (\tilde{X}_{k,i}, \tilde{P}_{k,i}), & \text{if } i = j, j \in \mathcal{N}_i(k) \\ (\tilde{X}_{k,i}, \tilde{P}_{k,i} + \frac{\bar{n}\Delta_j(\bar{n}\Delta_j+1)}{2} I_n), & \text{otherwise} \end{cases} \\ \hat{X}_{k,i} &= P_{k,i} \sum_{j \in \mathcal{N}_i(k)} a_{i,j}(k) \tilde{P}_{k,j}^{-1} \tilde{X}_{k,j}, \\ P_{k,i} &= \left( \sum_{j \in \mathcal{N}_i(k)} a_{i,j}(k) \tilde{P}_{k,j}^{-1} \right)^{-1}. \end{aligned}$$

**Remark 5.2** Algorithm 1 is a fully distributed filter, i.e., its implementation simply requires the local information and the messages received from neighboring sensors.

## 5.2 Stability

**Lemma 5.3** Under Assumptions 3.1-3.3, if there are positive constants  $\{\theta_1, \theta_2, \mu_1, \mu_2\}$  such that  $\theta_{k,i} \in (\theta_1, \theta_2)$  and  $\mu_{k,i} \in (\mu_1, \mu_2)$ , the following two conclusions hold.

- 1) At the observation update stage, it holds that  $\tilde{P}_{k,i}^{-1} = \frac{\bar{P}_{k,i}^{-1}}{1+\mu_{k,i}} + H_{k,i}^T \Delta R_{k,i}^{-1} H_{k,i}$ ,  $k \in \mathbb{N}$ ,  $i \in \mathcal{V}$ , where  $\Delta R_{k,i} = R_{k,i} + \frac{1+\mu_{k,i}}{\mu_{k,i}} B_{k,i}$ .
- 2) At the prediction stage, there exists a positive scalar  $\eta$  such that  $\bar{P}_{T_l+s+1,i}^{-1} \geq \eta A_{T_l+s}^{-T} P_{T_l+s,i}^{-1} A_{T_l+s}^{-1}$ ,  $s \in [0 : L)$ , where  $\{T_l, l \in \mathbb{N}\}$  is an L-SS of  $\{A_k, k \in \mathbb{N}\}$ .

**PROOF.** See the proof in Appendix E.

**Theorem 5.1** Consider the system (5) with Algorithm 1. Under Assumptions 3.1-3.5 and 4.1, if the parameter  $L$  given in (1) satisfies  $L > \max\{k^0, N\} + \bar{N}$  and there are positive constants  $\{\theta_1, \theta_2, \mu_1, \mu_2\}$  such that  $\theta_{k,i} \in (\theta_1, \theta_2)$  and  $\mu_{k,i} \in (\mu_1, \mu_2)$ , then the sequence of estimation error covariances is stable, i.e.,  $\sup_{k \in \mathbb{N}} \{E\{(\hat{X}_{k,i} - X_k)(\hat{X}_{k,i} - X_k)^T\}\} < +\infty, \forall i \in \mathcal{V}$ .

**PROOF.** Due to the consistency in Lemma 5.1, we turn to prove  $\sup_{k \in \mathbb{N}} P_{k,i} < \infty$ . Under Assumption 3.2,  $\{A_k | A_k \in \mathbb{R}^{n+p}, k \in \mathbb{N}\}$  has an L-SS, which is supposed to be  $\{T_l, l \in \mathbb{N}\}$  subject to  $L \leq T_{l+1} - T_l \leq T < \infty, \forall l \geq 0$ , where  $L > \max\{k^0, N\} + \bar{N}$ . Without loss of generality, we assume  $T_0 \geq \bar{M}$ , where  $\bar{M}$  is given in Assumption 3.4. Otherwise, a subsequence of  $\{T_l, l \in \mathbb{N}\}$  can always be obtained to satisfy the requirement. To prove the boundedness of  $P_{k,i}$ , we divide the sequence set  $\{T_l, l \geq 0\}$  into two non-overlapping time set:  $\{T_l + L, l \geq 0\}$  and  $\bigcup_{l \geq 0} [T_l + L + 1 : T_{l+1} + L - 1]$ .

1) First, we consider the case of  $k = T_l + L, l \geq 1$ . For convenience, let  $\bar{k} \triangleq T_l + L$ . It can be easily shown that  $(\tilde{P}_{k,i} + \frac{n\Delta_i(n\Delta_i+1)}{2} I_n)^{-1} \geq \varrho \tilde{P}_{k,i}^{-1}$ , where  $\varrho \in (0, 1]$ , according to Lemma 5.3, we obtain

$$\begin{aligned} P_{\bar{k},i}^{-1} &\geq \varrho \sum_{j \in \mathcal{N}_i(\bar{k})} a_{i,j}(\bar{k}) \tilde{P}_{\bar{k},j}^{-1} \\ &\geq \frac{\varrho \eta}{(1 + \mu_2)} \sum_{j \in \mathcal{N}_i(\bar{k})} a_{i,j}(\bar{k}) A_{\bar{k}-1}^{-T} P_{\bar{k}-1,j}^{-1} A_{\bar{k}-1}^{-1} \\ &\quad + \sum_{j \in \mathcal{N}_i(\bar{k})} a_{i,j}(\bar{k}) H_{\bar{k},j}^T \Delta R_{\bar{k},j}^{-1} H_{\bar{k},j}. \end{aligned} \quad (8)$$

Denote  $\delta = \frac{\varrho \eta}{(1 + \mu_2)}$ . By recursively applying (8) for  $L$  times, one has

$$P_{\bar{k},i}^{-1} \geq \delta^L \Phi_{\bar{k},\bar{k}-L}^{-T} \left[ \sum_{j \in \mathcal{V}} a_{i,j}^{\bar{k},\bar{k}-L} P_{\bar{k}-L,j}^{-1} \right] \Phi_{\bar{k},\bar{k}-L}^{-1} + \check{P}_{\bar{k},i}^{-1}, \quad (9)$$

where

$$\begin{aligned} \check{P}_{\bar{k},i}^{-1} &= \sum_{s=0}^{L-1} \delta^s \left[ \Phi_{\bar{k},\bar{k}-s}^{-T} \right. \\ &\quad \cdot \left. \sum_{j \in \mathcal{V}} a_{i,j}^{\bar{k},\bar{k}-s} H_{\bar{k}-s,j}^T \Delta R_{\bar{k}-s,j}^{-1} H_{\bar{k}-s,j} \right] \Phi_{\bar{k},\bar{k}-s}^{-1}, \end{aligned} \quad (10)$$

and  $a_{i,j}^{\bar{k},\bar{k}-s}$  is the  $(i, j)$ th element of  $\prod_{l=\bar{k}-s}^{\bar{k}} A_{\sigma_l}$ . Since the first term on the right hand side of (9) is positive definite, we consider the second term  $\check{P}_{\bar{k},i}^{-1}$ . Under Assumption 3.5,

the jointly strongly connected network can lead to  $a_{i,j}^{\bar{k},\bar{k}-s} > 0, s \geq \max\{k^0, N\}$ . From (10), one can obtain

$$\begin{aligned} & \check{P}_{\bar{k},i}^{-1} \\ & \geq a_{min} \delta^{L-1} \sum_{s=\bar{k}^0}^{L-1} \Phi_{\bar{k},\bar{k}-s}^{-T} \left[ \sum_{j \in \mathcal{V}} H_{\bar{k}-s,j}^T \Delta R_{\bar{k}-s,j}^{-1} H_{\bar{k}-s,j} \right] \Phi_{\bar{k},\bar{k}-s}^{-1} \\ & \geq \frac{a_{min} \delta^{L-1} \mu_1}{\mu_1 + 1} \sum_{s=\bar{k}^0}^{L-1} \left[ \Phi_{\bar{k},\bar{k}-s}^{-T} \right. \\ & \quad \cdot \left. \sum_{j \in \mathcal{V}} H_{\bar{k}-s,j}^T (R_{\bar{k}-s,j} + B_{\bar{k}-s,j})^{-1} H_{\bar{k}-s,j} \right] \Phi_{\bar{k},\bar{k}-s}^{-1}, \end{aligned}$$

where  $a_{min} = \min_{i,j \in \mathcal{V}} a_{i,j}^{\bar{k},\bar{k}-s} > 0, s \in [\max\{k^0, N\} : L]$ . It is noted that  $a_{min}$  can be obtained under Assumption 3.5, since the elements of  $\mathcal{A}_{\sigma_k}$  belong to a finite set. Under Assumptions 3.2 and 3.4, there exists a constant positive definite matrix  $\check{P}^{-1}$ , such that  $\check{P}_{\bar{k},i}^{-1} \geq \check{P}^{-1}$ . Considering (9), we have

$$P_{k,i} \leq \check{P}, k = T_l + L. \quad (11)$$

2) Second, we consider the time set  $\bigcup_{l \geq 0} [T_l + L + 1 : T_{l+1} + L - 1]$ .

Considering (9), we have  $P_{T_l+L,i} \leq \check{P}, k \geq L$ . Since the length of the interval  $k \in [T_l + L + 1 : T_{l+1} + L - 1]$  is bounded by  $T < \infty$ , we can just consider the prediction stage to study the boundedness of  $P_{k,i}$ , for  $k \in [T_l + L + 1 : T_{l+1} + L - 1]$ .

Under Assumption 3.2 and Proposition 4.1, there is a scalar  $\beta_1 > 0$  such that  $A_k A_k^T \leq \beta_1 I_n$ . Due to  $\sup_k (\bar{Q}_k + \tilde{Q}_k) < \infty$ , it is safe to conclude that there exists a constant matrix  $P^{mid}$ , such that

$$P_{k,i} \leq P^{mid}, k \in [T_l + L + 1 : T_{l+1} + L - 1] \quad (12)$$

3) Finally, for the time interval  $[0 : T_0 + L]$ , there exists a constant matrix  $\hat{P}$ , such that

$$P_{k,i} \leq \hat{P}, k \in [0 : T_0 + L]. \quad (13)$$

According to (11), (12) and (13), we have  $\sup_{k \in \mathbb{N}} P_{k,i} < \infty$ .

It can be seen from Theorem 5.1 that, under mild conditions including collective observability of time-varying system and jointly strong connectivity of switching topologies, the proposed filter can effectively estimate the extended state. An upper bound of error covariance can be derived by the proof of Theorem 5.1, from which the influence of quantization interval size  $\Delta_i$  can be seen through the scalar  $\varrho$ . With the increase of  $\Delta_i$ , the upper bound will become larger.

### 5.3 Design of parameters

In this subsection, we give some optimization based design methods for the parameters  $\theta_{k,i}$  and  $\mu_{k,i}$  for the sake of better performance. First of all, the objective functions ought to be given. Due to the unknown correlation between estimates of sensors, the estimation covariance of DKFs is usually not attainable. By the consistency of Algorithm 1, we can use  $\bar{P}_{k,i}$  and  $\tilde{P}_{k,i}$  to take the roles.

#### a) Design of $\theta_{k,i}$

At the prediction stage, the design of the parameter  $\theta_{k,i}$  is aimed to minimize the trace of  $P_{k,i}$ . Mathematically, the optimization problem on  $\theta_{k,i}$  is given as

$$\theta_{k,i}^* = \arg \min_{\theta_{k,i}} \text{tr}(\bar{P}_{k,i}), \quad (14)$$

where  $\bar{P}_{k,i} = (1 + \theta_{k,i}) A_{k-1} P_{k-1,i} A_{k-1}^T + \frac{1+\theta_{k,i}}{\theta_{k,i}} \bar{Q}_{k-1} + \tilde{Q}_{k-1}$ .

Since (14) is a convex optimization problem, which can be numerically solved by existing convex optimization methods. In Proposition 5.1, we provide the closed-form solution of (14).

**Proposition 5.1** *Solving (14) yields the closed-form solution  $\theta_{k,i}^* = \sqrt{\frac{\text{tr}(\bar{Q}_{k-1})}{\text{tr}(A_{k-1} P_{k-1,i} A_{k-1}^T)}}, i \in \mathcal{V}$ . Furthermore, it holds that  $\theta_{k,i}^* > 0$ .*

**PROOF.** See Appendix F.

From Proposition 5.1, it can be seen that the time-varying  $\theta_{k,i}^*$  can be calculated in a step-wise manner based on the current information of sensor  $i$ .

#### b) Design of $\mu_{k,i}$

On the parameter  $\mu_{k,i}$  in the observation update, considering the consistency, we aim to design  $\mu_{k,i}$  to minimize  $\text{tr}(\tilde{P}_{k,i})$ , which is cast into the optimization problem:

$$\mu_{k,i}^* = \arg \min_{\mu_{k,i}} \text{tr}(\tilde{P}_{k,i}), \text{ s.t. } \mu_{k,i} > 0. \quad (15)$$

**Remark 5.3** *The optimization in (15) is not a convex optimization problem, which can be solved by many existing non-convex optimization methods, such as the quasi-Newton methods or the nonlinear least square [25].*



#### 5.4 Asymptotically unbiased

We write  $f_k = O(g_k)$  (or  $f_k = o(g_k)$ ) as  $k \rightarrow \infty$  if and only if  $f_k \leq M g_k$  for all  $k \geq 0$  (or  $\lim_{k \rightarrow \infty} \frac{f_k}{g_k} = 0$ ). We need the following two lemmas to find conditions ensuring the asymptotic unbiasedness of Algorithm 1.

**Lemma 5.4** [26] *Suppose that  $\Pi_0$  and  $\Pi_1$  satisfy  $0 \leq \Pi_0 \leq \Pi_1$  and  $\Pi_1 > 0$ , then  $\Pi_0 \Pi_1^{-1} \Pi_0 \leq \Pi_0$ .*

**Lemma 5.5** *Let  $\{d_k\} \in \mathbb{R}$  be generated by  $d_{k+1} = \rho d_k + m_k$  with  $\rho \in (0, 1)$  and  $d_0 < \infty$ , then*

- (1) *if  $m_k = o(1)$ , then  $d_k = o(1)$ , i.e.,  $d_k \rightarrow 0$  as  $k \rightarrow \infty$ ;*
- (2) *if  $m_k = o(\delta^k)$  and  $\rho < \delta < 1$ , then  $d_k = o(\delta^k)$ ;*
- (3) *if  $m_k = o(\frac{1}{k^M})$  with  $M \in \mathbb{N}^+$ , then  $d_k = o(\frac{1}{k^{M-1}})$ .*

**PROOF.** See Appendix G.

**Theorem 5.2** *Consider the system (5) satisfying the same conditions as Theorem 5.1. Suppose that  $\lambda_{\min}\{A_k A_k^T\} \geq \beta_0 > 0$ , the uncertain dynamics  $f_k$  and the observation bias asymptotically go to a constant vector and zero in expectation, respectively, then the sequence of estimates is asymptotically unbiased, i.e.,  $\|E\{e_{k,i}\}\|_2 = o(1)$ . Furthermore, denoting  $\mathcal{M}_k := \max_{j \in \mathcal{V}} \|E\{b_{k,j}\}\|_2^2 + \|E\{u_k\}\|_2^2$ ,*

- *if  $\mathcal{M}_k = o(k^{-M})$  with  $M \in \mathbb{N}^+$ , then  $\|E\{e_{k,i}\}\|_2 = o(k^{\frac{1-M}{2}})$ ;*
- *if  $\mathcal{M}_k = o(\delta^k)$  and  $\tilde{\varrho} < \delta < 1$ , then  $\|E\{e_{k,i}\}\|_2 = o(\delta^{\frac{k}{2}})$ , where  $\tilde{\varrho} \in (0, 1)$  defined in (18).*

**PROOF.** Since  $\bar{P}_{k,i}$  is positive definite, we define the following function  $V_{k,i}(E\{\bar{e}_{k,i}\}) = E\{\bar{e}_{k,i}\}^T \bar{P}_{k,i}^{-1} E\{\bar{e}_{k,i}\}$ . From the fact (iii) of Lemma 1 in [4] and the non-singularity of  $A_k$ , we have  $V_{k+1,i}(E\{\bar{e}_{k+1,i}\}) \leq \varrho E\{\bar{e}_{k+1,i}\}^T A_k^{-T} \bar{P}_{k,i}^{-1} A_k^{-1} E\{\bar{e}_{k+1,i}\}$ , where  $0 < \varrho < 1$ . Since  $w_k$  is zero-mean,  $E\{\bar{e}_{k+1,i}\} = A_k E\{e_{k,i}\} - DE\{u_k\}$ . Then, there exists a scalar  $\alpha_0 > 0$ , such that  $\bar{\varrho} = \varrho(1 + \alpha_0) \in (0, 1)$ , then we have

$$\begin{aligned} & V_{k+1,i}(E\{\bar{e}_{k+1,i}\}) \\ & \leq \bar{\varrho} E\{e_{k,i}\}^T \bar{P}_{k,i}^{-1} E\{e_{k,i}\} + O(\|E\{u_k\}\|_2^2). \end{aligned} \quad (16)$$

Since the quantization error uniformly distributed in  $[-\frac{\Delta_i}{2}, \frac{\Delta_i}{2}]$ , the quantization error is zero-mean. By (16) and Lemma 2 in [4], there exists a scalar  $\bar{\varrho} \in (0, 1)$  such that

$$\begin{aligned} V_{k+1,i}(E\{\bar{e}_{k+1,i}\}) & \leq \bar{\varrho} \sum_{j \in \mathcal{N}_i(k)} a_{i,j}(k) E\{\tilde{e}_{k,j}\}^T \bar{P}_{k,j}^{-1} E\{\tilde{e}_{k,j}\} \\ & + O(\|E\{u_k\}\|_2^2). \end{aligned} \quad (17)$$

Notice  $\tilde{P}_{k,j} = (1 + \mu_{k,j})(I - K_{k,j} H_{k,j}) \bar{P}_{k,j}$  and  $E\{e_{k,j}\} = (I - K_{k,j} H_{k,j}) E\{\bar{e}_{k,j}\} + K_{k,j} E\{b_{k,j}\}$ , then we have  $\frac{\bar{P}_{k,j}^{-1}}{1 + \mu_{k,j}} = \tilde{P}_{k,j}^{-1} (I - K_{k,j} H_{k,j})$  and  $\tilde{P}_{k,j}^{-1} \leq \bar{P}_{k,j}^{-1}$ . There exists a sufficiently small scalar  $\alpha_1 > 0$  such that  $\bar{\varrho} \alpha_1 < 1$ . Denote

$$\tilde{\varrho} = \bar{\varrho} \alpha_1, \quad (18)$$

then we have

$$\begin{aligned} & E\{\tilde{e}_{k,j}\}^T \bar{P}_{k,j}^{-1} E\{\tilde{e}_{k,j}\} \\ & \leq (1 + \alpha_1) E\{\bar{e}_{k,j}\}^T (I - K_{k,j} H_{k,j})^T \\ & \quad \times \tilde{P}_{k,j}^{-1} (I - K_{k,j} H_{k,j}) E\{\bar{e}_{k,j}\} + O(\|E\{b_{k,j}\}\|_2^2) \\ & \leq (1 + \alpha_1) E\{\bar{e}_{k,j}\}^T \frac{\bar{P}_{k,j}^{-1}}{1 + \mu_{k,j}} \tilde{P}_{k,j} \frac{\bar{P}_{k,j}^{-1}}{1 + \mu_{k,j}} E\{\bar{e}_{k,j}\} \\ & \quad + O(\|E\{b_{k,j}\}\|_2^2) \\ & \leq (1 + \alpha_1) E\{\bar{e}_{k,j}\}^T \bar{P}_{k,j}^{-1} E\{\bar{e}_{k,j}\} + O(\|E\{b_{k,j}\}\|_2^2) \end{aligned}$$

where the last inequality is obtained by Lemma 5.4 and 1) of Lemma 5.3. By (17), we have

$$\begin{aligned} & V_{k+1,i}(E\{\bar{e}_{k+1,i}\}) \\ & \leq \tilde{\varrho} \sum_{j \in \mathcal{N}_i(k)} a_{i,j}(k) V_{k,j}(E\{\bar{e}_{k,j}\}) \\ & \quad + O(\max_{j \in \mathcal{V}} \|b_{k,j}\|_2^2) + O(\|u_k\|_2^2) \end{aligned} \quad (19)$$

Due to  $\mathcal{A}_k = [a_{i,j}(k)]$ ,  $i, j = 1, 2, \dots, N$ , summing up (19) for  $i = 1, 2, \dots, N$ , then

$$\begin{aligned} & V_{k+1}(E\{\bar{e}_{k+1}\}) \\ & \leq \tilde{\varrho} \mathcal{A}_k V_k(E\{\bar{e}_k\}) + \mathbf{1}_N \otimes (O(\max_{j \in \mathcal{V}} \|b_{k,j}\|_2^2) + O(\|u_k\|_2^2)), \end{aligned} \quad (20)$$

where  $V_k(E\{\bar{e}_k\}) = [V_{k,1}^T(E\{\bar{e}_{k,1}\}), \dots, V_{k,N}^T(E\{\bar{e}_{k,N}\})]^T$ . Taking 2-norm operator on both sides of (20) and considering  $\|\mathcal{A}_k\|_2 = 1$  yields  $\|V_{k+1}(E\{\bar{e}_{k+1}\})\|_2 \leq \tilde{\varrho} \|V_k(E\{\bar{e}_k\})\|_2 + O(\max_{j \in \mathcal{V}} \|b_{k,j}\|_2^2 + \|u_k\|_2^2)$ . Due to  $\mathcal{M}_k = \max_{j \in \mathcal{V}} \|b_{k,j}\|_2^2 + \|u_k\|_2^2 = o(1)$  and (1) of Lemma 5.5, the estimation of each sensor by Algorithm 1 is asymptotically unbiased. Furthermore, if  $\mathcal{M}_k$  satisfies certain convergence rates (i.e.,  $\mathcal{M}_k = o(k^{-M})$  or  $\mathcal{M}_k = o(\delta^k)$ ), by (2) and (3) of Lemma 5.5, the estimation bias is convergent to zero with certain rates (i.e.,  $o(k^{\frac{1-M}{2}})$  or  $o(\delta^{\frac{k}{2}})$ ), respectively.

**Remark 5.4** *Theorem 5.2 shows the polynomial and exponential convergence rates of estimation bias by Algorithm 1 in presence of decaying observation biases and system uncertainty. In practical applications, if the observation biases of sensors do not converge to zero or the uncertainty does not converge to a constant vector, one can analyze an upper bound (i.e.,  $b_1$ ) of estimation bias with the similar procedure as the proof of Theorem 5.2. Additionally, due*

to  $E\{\hat{X}_{k,i} - X_k\}E\{\hat{X}_{k,i} - X_k\}^T + Cov\{\hat{X}_{k,i} - X_k\} = E\{(\hat{X}_{k,i} - X_k)(\hat{X}_{k,i} - X_k)^T\} \leq P_{k,i}$ , it holds that  $b_2 := \|E\{(\hat{X}_{k,i} - X_k)\}\|_2 \leq \sqrt{\|P_{k,i}\|_2}$ . Then one can utilize the value  $\min\{b_1, b_2\}$  to evaluate the estimation bias in real time.

## 6 Distributed filter: event-triggered update

In this section, we will study an even-triggered observation update scheme to deal with the corrupted observations by random noise and state-correlated bias.

### 6.1 Event-triggered update scheme

Due to the influence of random noise and observation bias over the system (2), some corrupted observations may lead to the performance degradation of individual sensor. Thus, we aim to provide a scheme to decide when the observation is utilized or discarded. We introduce the information metric  $S_{k,i}$ , defined as  $S_{k,i} \triangleq H_{k,i}^T \left( R_{k,i} + \frac{(1+\mu_{k,i})}{\mu_{k,i}} B_{k,i} \right)^{-1} H_{k,i}$ . Note that  $S_k$  is defined based on the known local rough statistics, which admits that individual sensor can calculate the metric in real time to statistically evaluate the quantity of current observation information. If the eigenvalues of  $R_{k,i}$  and  $B_{k,i}$  are pretty larger than the observation matrix  $H_{k,i}$ , then the eigenvalues of  $S_{k,i}$  will be quite small, which means that the quantity of the observation information is not sufficient. In the following, we define the update event and the event-triggered scheme.

#### Update Event $\mathbb{E}$ :

**Definition 6.1** We say that an update event  $\mathbb{E}$  of sensor  $i$  is triggered at time  $k$ , if sensor  $i$  utilizes the observation  $y_{k,i}$  to update the estimate as Algorithm 1.

If the update event  $\mathbb{E}$  of sensor  $i$  is not triggered at some time  $k$ , then the observation vector  $y_{k,i}$  will be discarded.

Event-triggered Scheme:

The event  $\mathbb{E}$  is triggered at time  $k$  (i.e.,  $y_{k,i}$  is utilized) if

$$\lambda_{max} \left( S_{k,i} - \frac{\mu_{k,i}}{1 + \mu_{k,i}} \bar{P}_{k,i}^{-1} \right) > \tau, \quad (21)$$

where  $\tau \geq 0$  is the preset triggering threshold of the observation update. Otherwise,  $y_{k,i}$  will be discarded.

**Remark 6.1** The triggering scheme in (21) shows that if the current information is more sufficient in one channel at least than the prediction information, the observation is worth utilizing at the update stage. The triggering threshold  $\tau$  is used as a measure of information increment.

The following lemma provides an equivalent form of the triggering scheme.

**Lemma 6.1** The event-triggered scheme (21) is satisfied if and only if

$$\lambda_{max}(\check{P}_{k,i}^{-1} - \bar{P}_{k,i}^{-1}) > \tau, \quad (22)$$

where  $\check{P}_{k,i} = (1 + \mu_{k,i})(I - K_{k,i}H_{k,i})\bar{P}_{k,i}$  and  $\tau \geq 0$ .

**PROOF.** See the proof in Appendix H.

Since the estimates of Algorithm 1 are consistent,  $\check{P}_{k,i}^{-1}$  and  $\bar{P}_{k,i}^{-1}$  stand for the lower bounds of information matrices at the update stage and the prediction stage, respectively. Then  $\check{P}_{k,i}^{-1} - \bar{P}_{k,i}^{-1}$  reflects the variation of statistical information resulted from a new observation. In light of Lemma 6.1, the event  $\mathbb{E}$  is triggered if sufficiently new information is accumulated at the update stage.

### 6.2 ESKDF with event-triggered update

Based on the event-triggered scheme (21) and Algorithm 1, we can obtain the extended state based DKF with event-triggered update scheme in Algorithm 2. According to Al-

---

**Algorithm 2** ESKDF based on event-triggered update:

---

**Prediction:** the same as the one of Algorithm 1

**Event-triggered update:**

If (21) is satisfied, then

$$K_{k,i} = \bar{P}_{k,i} H_{k,i}^T \left( H_{k,i} \bar{P}_{k,i} H_{k,i}^T + \frac{R_{k,i}}{1 + \mu_{k,i}} + \frac{B_{k,i}}{\mu_{k,i}} \right)^{-1}$$

$$\check{P}_{k,i} = (1 + \mu_{k,i})(I - K_{k,i}H_{k,i})\bar{P}_{k,i}$$

$$\check{X}_{k,i} = \bar{X}_{k,i} + K_{k,i}(y_{k,i} - H_{k,i}\bar{X}_{k,i})$$

$$\check{P}_{k,i} = \check{P}_{k,i}$$

Otherwise,

$$\check{X}_{k,i} = \bar{X}_{k,i}, \check{P}_{k,i} = \bar{P}_{k,i}.$$

**Quantization:** the same as the one of Algorithm 1

**Local Fusion:** the same as the one of Algorithm 1

---

gorithms 1 and 2, we can easily obtain the following lemma.

**Lemma 6.2** Consider the system (5) with Algorithm 2. Under Assumptions 3.1 and 3.3, the pairs  $(\bar{X}_{k,i}, \bar{P}_{k,i})$ ,  $(\check{X}_{k,i}, \check{P}_{k,i})$ ,  $(\tilde{X}_{k,i}, \tilde{P}_{k,i})$  and  $(\hat{X}_{k,i}, P_{k,i})$  are all consistent.

**Lemma 6.3** Under the event-triggered update scheme, for Algorithm 2, it holds that  $\check{P}_{k,i}^{-1} \geq \frac{\bar{P}_{k,i}^{-1}}{1 + \mu_{k,i}} + H_{k,i}^T \Delta R_{k,i}^{-1} H_{k,i} - \tau I_{n+p}$ , where  $\Delta R_{k,i} = R_{k,i} + \frac{1 + \mu_{k,i}}{\mu_{k,i}} B_{k,i}$ .

**PROOF.** See the proof in Appendix I.

The relation between Algorithm 1 and Algorithm 2 is studied in the following proposition, which shows that the event-triggered observation update scheme can lead to a tighter bound of error covariance than the typical time-driven observation update.

**Proposition 6.1** *Let  $P_{k,i}^{As}$ ,  $s = 1, 2$ , be the  $P_{k,i}$  matrix of Algorithm 1 and Algorithm 2, respectively. If the two algorithms share the same initial setting and  $\tau = 0$ , then  $P_{k,i}^{A2} \leq P_{k,i}^{A1}$ .*

**PROOF.** See the proof in Appendix J.

**Remark 6.2** *Compared with Algorithm 1, Algorithm 2 is able to obtain better estimation performance since it discards corrupted observations that may deteriorate the estimation performance. Meanwhile, for some applications [27, 28] that estimator and sensor are located at different geographical locations with energy-constrained communication channels, it is suggested to judge which observations contain novel information and to decide when the observations are transmitted from the sensor to the remote estimator. These tasks can be achieved by the proposed event-triggered update scheme.*

### 6.3 Stability and asymptotic unbiasedness

**Theorem 6.1** *Consider the system (5) with Algorithm 2. Under Assumptions 3.1-3.5 and 4.1, if the parameter  $L$  given in (1) satisfies  $L > \max\{k^0, N\} + \bar{N}$  and there are positive constants  $\{\theta_1, \theta_2, \mu_1, \mu_2\}$  such that  $\theta_{k,i} \in (\theta_1, \theta_2)$  and  $\mu_{k,i} \in (\mu_1, \mu_2)$ , then there exists a scalar  $\vartheta > 0$ , such that for  $0 \leq \tau < \vartheta$ , the sequence of estimation error covariances is stable, i.e.,  $\sup_{k \in \mathbb{N}} \{E\{e_{k,i} e_{k,i}^T\}\} < +\infty, \forall i \in \mathcal{V}$ . Furthermore, if  $\inf_k \lambda_{\min}(A_k A_k^T) > 0$ , then  $\max_{i \in \mathcal{V}} \sup_{k \geq L} \lambda_{\max}(E\{e_{k,i} e_{k,i}^T\}) \leq \frac{1}{a_0 - \tau a_1}$ , where  $e_{k,i} = \hat{X}_{k,i} - X_k$ ,  $a_0$  and  $a_1$  are given in (24).*

**PROOF.** According to Lemma 6.2, we turn to prove  $\sup_{k \in \mathbb{N}} P_{k,i} < \infty$ . Similar to the proof of Theorem 5.1, with the same notations, we consider the time set  $\bigcup_{l \geq 0} [T_l + L + 1 : T_{l+1} + L - 1]$ . The rest part can be similarly proved by taking the method as the proof of Theorem 5.1. We have  $P_{k,i}^{-1} \geq \delta^L \Phi_{k,\bar{k}-L}^{-T} \left[ \sum_{j \in \mathcal{V}} a_{i,j}^{\bar{k},\bar{k}-L} P_{k-L,j}^{-1} \right] \Phi_{k,\bar{k}-L}^{-1} + \check{P}_{k,i}^{-1}$ , where  $\delta = \frac{\varrho\eta}{(1+\mu_2)}$  and

$$\check{P}_{k,i}^{-1} = \varrho \sum_{s=0}^{L-1} \delta^s \left[ \Phi_{k,\bar{k}-s}^{-T} \sum_{j \in \mathcal{V}} a_{i,j}^{\bar{k},\bar{k}-s} \cdot \left( H_{k-s,j}^T \Delta R_{k-s,j}^{-1} H_{k-s,j} - \tau I_{n+p} \right) \Phi_{k,\bar{k}-s}^{-1} \right]. \quad (23)$$

We have  $P_{k,i}^{-1} \geq \check{P}_{k,i}^{-1}$ . To prove the conclusion, we turn to prove there is a constant matrix  $S > 0$ , such that  $\check{P}_{k,i}^{-1} \geq S$ . Under the conditions of this theorem, it follows from the proof of Theorem 5.1 that there is a scalar  $\pi > 0$ , such that  $\sum_{s=0}^{L-1} \delta^s \Phi_{k,\bar{k}-s}^{-T} \left[ \sum_{j \in \mathcal{V}} a_{i,j}^{\bar{k},\bar{k}-s} H_{k,j}^T \Delta R_{k,j}^{-1} H_{k,j} \right] \Phi_{k,\bar{k}-s}^{-1} \geq \pi I_{n+p}$ . Denote  $\Xi_{\bar{k}} = \sum_{s=0}^{L-1} \delta^s \Phi_{k,\bar{k}-s}^{-T} \Phi_{k,\bar{k}-s}^{-1}$ . To guarantee  $\inf_{\bar{k}} \check{P}_{k,i}^{-1} > 0$ , it is sufficient to prove that there exists a constant matrix  $S$ , such that  $\pi I_{n+p} - \tau \Xi_{\bar{k}} \geq S > 0$ . Under Assumption 3.2, there exists a constant scalar  $\bar{\mu} > 0$ , such that  $\sup_{\bar{k}} \Xi_{\bar{k}} \leq \bar{\mu} I_{n+p}$ . Let  $S = (\pi - \tau \bar{\mu}) I_{n+p}$ , it can be seen that a sufficient condition is  $0 \leq \tau < \frac{\pi}{\bar{\mu}}$ . Choose  $\vartheta = \frac{\pi}{\bar{\mu}} > 0$ , then we can obtain the conclusion of this theorem.

Furthermore, if  $\inf_k \lambda_{\min}\{A_k A_k^T\} > 0$ , then the above analysis holds for any  $k \geq L$  with no prediction step in the proof of Theorem 5.1. Thus, for any  $k \geq 0$ , it holds that  $P_{k,i}^{-1} \geq \check{P}_{k,i}^{-1} \geq \varrho(\pi - \tau \bar{\mu}) I_{n+p}$ . Let

$$a_0 = \varrho\pi, a_1 = \varrho\bar{\mu}, \quad (24)$$

then we have  $\max_{i \in \mathcal{V}} \sup_{k \geq L} \lambda_{\max}(P_{k,i}) \leq \frac{1}{a_0 - \tau a_1}$ . In light of the consistency in Lemma 5.1, the conclusion holds.

**Remark 6.3** *According to Theorem 6.1, the estimation error covariances of Algorithm 2 remain stable by designing a proper event-triggered update parameter  $\tau$ . However, if we set a quite large  $\tau$  such that the triggering condition (21) of the update scheme is hardly satisfied, then most of observation information will be discarded. As a result, the collective observability condition in Assumption 3.4 may not hold, which means that the boundedness of estimation error covariances is not guaranteed.*

To analyze the asymptotic unbiasedness of Algorithm 2, for convenience, we denote

$$\begin{aligned} \mathcal{I}_{k,i} &= H_{k,i}^T \left( R_{k,i} + \frac{1+\mu_2}{\mu_2} B_{k,i} \right)^{-1} H_{k,i} \\ \bar{a} &= \sup_{k \in \mathbb{N}} \{\lambda_{\max}(A_k A_k^T)\}, b_w = \sup_{k \in \mathbb{N}} \{\lambda_{\max}(\bar{Q}_k)\} \\ r_0 &= (1 + \theta_2)(a_0 - \tau a_1) \bar{a} + \frac{1 + \theta_1}{\theta_1} b_w + b_q \\ r_1 &= \frac{\mu_1}{(\mu_1 + 1)r_0} + \tau, b_q = \sup_{k \in \mathbb{N}} \{\lambda_{\max}(\tilde{Q}_k)\}, \end{aligned} \quad (25)$$

where  $a_0$  and  $a_1$  are given in (24),  $\{\theta_1, \theta_2, \mu_1, \mu_2\}$  are given in Theorem 6.1.

**Theorem 6.2** *Consider the system (5) with Algorithm 2. Under the same conditions and setting of  $\tau$  as Theorem 6.1, suppose that the uncertain dynamics  $f_k$  asymptotically goes to some constant vector  $f_0$  in expectation, and there is a positive integer  $\tilde{M} > L$  such that the set  $\mathcal{S} = \{i \in \mathcal{V} | \sup_{k \geq \tilde{M}} \lambda_{\max}(\mathcal{I}_{k+1,i}) \leq r_1\}$  is non-empty. Then, if the*

observation biases  $\{b_{k,i}, i \in \mathcal{V} - \mathcal{S}\}$  asymptotically go to zero in expectation, then the sequence of estimates is asymptotically unbiased, i.e.,  $\|E\{e_{k,i}\}\|_2 = o(1)$ . Furthermore,

- if  $\bar{\mathcal{M}}_k = o(k^{-M})$  with  $M \in \mathbb{N}^+$ , then  $\|E\{e_{k,i}\}\|_2 = o(k^{\frac{1-M}{2}})$ ;
- if  $\bar{\mathcal{M}}_k = o(\delta^k)$  and  $\tilde{\varrho} < \delta < 1$ , then  $\|E\{e_{k,i}\}\|_2 = o(\delta^{\frac{k}{2}})$ , where  $\tilde{\varrho} \in (0, 1)$  defined in (18),

where  $\bar{\mathcal{M}}_k := \max_{j \in \mathcal{V} - \mathcal{S}} \|E\{b_{k,j}\}\|_2^2 + \|E\{u_k\}\|_2^2$ .

**Remark 6.4** Theorem 6.2 shows that the estimation biases of Algorithm 2 can asymptotically go to zero even if the observation biases of some sensors do not decay. The proof of Theorem 6.2 is similar to that of Theorem 5.2, by noting that  $\bar{P}_{k,i} = \bar{P}_{k,i}$ , for  $i \in \mathcal{V} - \mathcal{S}$ .

In the following, we show the feasibility of the condition that there is a positive integer  $\tilde{M} > L$  such that the set  $\mathcal{S} = \{i \in \mathcal{V} | \sup_{k \geq \tilde{M}} \lambda_{\max}(\mathcal{I}_{k+1,i}) \leq r_1\}$  is non-empty.

#### Feasibility for a non-empty $\mathcal{S}$

To find the condition under which the set  $\mathcal{S}$  is non-empty, we prove that the condition  $\sup_{k \geq \tilde{M}} \lambda_{\max}(\mathcal{I}_{k+1,i}) \leq r_1$  can be satisfied for some sensors. Note that under the conditions of Theorem 6.2, the conclusions of Theorem 6.1 holds as well. Thus, recalling the notations in (25), we have  $a_0 - \tau a_1 > 0$ , which leads to  $r_0 > 0$  and then  $r_1 > \tau > 0$ . Meanwhile, whatever how  $\tau$  is small,  $r_1$  has a uniformly lower bound by noting  $0 < r_0 \leq (1 + \theta_2)a_0\bar{a} + \frac{1+\theta_1}{\theta_1}b_w + b_q$ . If there is  $M \geq L$ , such that  $\sup_{k \geq \tilde{M}} \lambda_{\max}(\mathcal{I}_{k+1,i}) \leq r_1$ , then  $\mathcal{S}$  is non-empty. Simple examples ensuring this condition include that for  $k \geq \tilde{M} \geq L$ ,  $\|H_{k,i}\|_2$  being very small,  $\lambda_{\max}(R_{k,i} + \frac{1+\mu_2}{\mu_2}B_{k,i})$  being very large, and so on.

The event-triggered scheme and the time-driven scheme have some similar properties in estimation consistency, boundedness of error covariances, and asymptotic unbiasedness of estimates. The differences between the two schemes are explicitly shown in Table 1.

## 7 Numerical Simulations

In this section, numerical simulations are carried out to demonstrate the aforementioned theoretical results and show the effectiveness of the proposed algorithms. To this end, let us consider an object whose motion is described by the kinematic model [29] with uncertain dynamics:

$$x_{k+1} = \begin{pmatrix} 1 & 0 & T & 0 \\ 0 & 1 & 0 & T \\ 0 & 0 & 1 & 0 \\ 0 & 0 & 0 & 1 \end{pmatrix} x_k + \begin{pmatrix} 0 & 0 \\ 0 & 0 \\ T & 0 \\ 0 & T \end{pmatrix} f(x_k, k) + \omega_k,$$

where  $T = 0.1$  is the sampling step,  $x_k$  is the unknown state vector consisting of four-dimensional components along the coordinate axes and  $f(x_k, k)$  is the uncertain dynamics. The covariance of process noise  $\omega_k$  is  $Q_k = \text{diag}([4, 4, 1, 1])$ . The kinematic state of the object is observed by means of four sensors modeled as

$$y_{k,i} = \bar{H}_{k,i}x_k + b_{k,i} + v_{k,i}, i = 1, 2, 3, 4,$$

where  $b_{k,i}$  is the state-correlated bias. The observation noise  $[v_{k,1}, \dots, v_{k,N}]^T$  is i.i.d. Gaussian with covariance  $R_k = 4 \times I_4$ . Additionally, the sensor network's communication topology is assumed to be directed and switching, whose adjacency matrix is selected from  $\mathcal{A}_1 = \begin{pmatrix} 1 & 0 & 0 & 0 \\ 0.5 & 0.5 & 0 & 0 \\ 0 & 0.5 & 0.5 & 0 \\ 0 & 0 & 0.5 & 0.5 \end{pmatrix}$ ,  $\mathcal{A}_2 = \begin{pmatrix} 0.5 & 0.5 & 0 & 0 \\ 0 & 1 & 0 & 0 \\ 0 & 0.3 & 0.4 & 0.3 \\ 0 & 0.5 & 0 & 0.5 \end{pmatrix}$  and  $\mathcal{A}_3 = \begin{pmatrix} 0.5 & 0.5 & 0 & 0 \\ 0 & 0.5 & 0.5 & 0 \\ 0 & 0 & 1 & 0 \\ 0.25 & 0.25 & 0.25 & 0.25 \end{pmatrix}$ . And the topology switching signal  $\sigma_k$  is  $\sigma_k = 1, k = [1 : 5], [16 : 20], \dots; \sigma_k = 2, k = [6 : 10], [21 : 25], \dots; \sigma_k = 3, k = [11 : 15], [26 : 30], \dots$ . In the following, we conduct the numerical simulations through Monte Carlo experiment, in which 500 runs for the considered algorithms are implemented, respectively. The Root Mean Square Error (RMSE) averaged over all the sensors is defined as  $RMSE_k = \sqrt{\frac{1}{4} \sum_{i=1}^4 MSE_{k,i}}$ , where  $MSE_{k,i} = \frac{1}{500} \sum_{j=1}^{500} (x_{k,i}^j - \hat{x}_{k,i}^j)^T (x_{k,i}^j - \hat{x}_{k,i}^j)$ , and  $\hat{x}_{k,i}^j$  is the state (position or velocity) estimate of the  $j$ th run of sensor  $i$  at the  $k$ th time instant. Besides, we denote  $P_k = \frac{1}{4} \sum_{i=1}^4 P_{k,i}$ . The mean estimation error (ME) averaged over all sensors is defined by  $ME_k = \frac{1}{4} \sum_{i=1}^4 \frac{1}{500} \sum_{j=1}^{500} \frac{1}{4} \sum_{l=1}^4 (x_{k,i}^j(l) - \hat{x}_{k,i}^j(l))$ . It is assumed that the initial state is a zero-mean random vector with covariance matrix  $P_0 = \text{diag}([10, 10, 1, 1])$ .

### 7.1 Performance Evaluation

In this subsection and next subsection, the uncertain dynamics is assumed to be  $f(x_k, k) = \frac{1}{3} \begin{pmatrix} \sin(x_k(3)) + k \\ \sin(x_k(4)) + k \end{pmatrix}$ , and the state-correlated bias  $b_{k,i}$  satisfies  $b_{k,i} = \text{sat}(\sin(x_k^2(1) + x_k^2(2)) + b_{0,i}, 2)$ , where the initial bias  $b_{0,i}$  is generated uniformly within  $[-2, 2]$ . The observation matrices are supposed to be switching with time, following  $\bar{H}_{k,i} = \bar{H}_{\text{mod}(i + \lfloor \frac{k}{10} \rfloor, 4) + 1}$ , where  $\text{mod}(a, b)$  stands for the modulo operation of  $a$  by  $b$ , and  $\bar{H}_1 = (1 \ 0 \ 0 \ 0)$ ,  $\bar{H}_2 = (0 \ 1 \ 0 \ 0)$ ,  $\bar{H}_3 = \bar{H}_4 = (0 \ 0 \ 0 \ 0)$ . And the parameters of Algorithm 1 and Algorithm 2 are set  $X_{i,0} = 0_{6 \times 1}$ ,  $P_{i,0} = \begin{pmatrix} P_0 & 0_{4 \times 2} \\ 0_{2 \times 4} & I_{2 \times 2} \end{pmatrix}$ ,  $\hat{Q}_k = 10^{-3} \times I_2$ ,  $\mu_{k,i} = 0.3$ ,  $\tau_i = 0.03$ ,  $\forall i = 1, 2, 3, 4$ . First, we carry out numerical simulations for Algorithm 1 (i.e., ESDKF) and Algorithm 2 based on the above parameter setting. The results are given in Fig. 1 and Fig. 2. Meanwhile, Fig. 2 shows the triggering time instants of observation update for each sensor. Because of the periodic

Table 1

Differences of time-driven and event-triggered update schemes

update scheme	observation	threshold	stability condition	asymptotic unbiasedness
time-driven	always	no	system+topology	decaying observation biases of all sensors
event-triggered	selective	yes	system+topology+threshold	non-decaying observation biases of some sensors

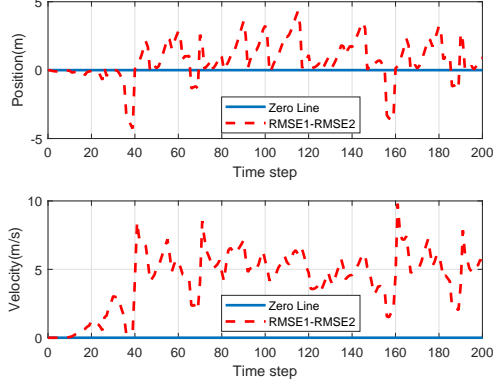
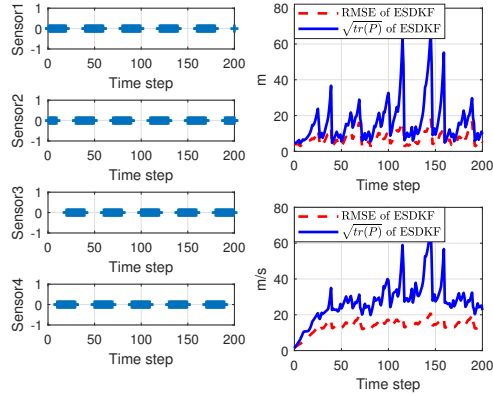


Fig. 1. RMSE difference between Algorithm 1 and Algorithm 2

Fig. 2. Triggering times, RMSE and  $\sqrt{\text{Tr}(P)}$  of Algorithm 2

switching of observation matrices, the triggering time instants of all sensors are also periodic. Thus, compared with Algorithm 1, Algorithm 2 can reduce the frequency of observation update with competitive estimation performance. Fig. 2 also gives the behavior of the RMSE and  $\sqrt{\text{tr}(P_k)}$  of Algorithm 2, from which one can see the estimation error covariances of the proposed ESDKF keep stable in the given period and the consistency of each sensor remains. Meanwhile, because of the switching of observation matrices and communication topologies, the RMSE and  $\sqrt{\text{tr}(P_k)}$  show periodic fluctuations of rise and fall.

## 7.2 Comparisons with other algorithms

Second, in this subsection, we carry out numerical simulations to compare Algorithm 2 with other three algorithms, namely, distributed state estimation with consensus on the posteriors (DSEA-CP) [4], centralized Kalman filter (CKF)

and centralized extended state based Kalman filter (CESKF) [14]. For DSEA-CP, the initial estimate is assume to be  $\hat{x}_{0,i} = 0_{4 \times 1}$ ,  $P_{0,i} = P_0, \forall i = 1, 2, 3, 4$ . As for CKF, in a data center, the CKF is utilized with the form of standard Kalman filter by employing the collected observations from all sensors. Here, the initial estimate of CKF are  $\hat{x}_0 = 0_{4 \times 1}$ ,  $P_0^{CKF} = P_0$ . Similar to CKF, CESKF is utilized with the form of ESKF [14] by employing the collected observations from all sensors. And the parameter of CESKF are set to be  $\hat{X}_0 = 0_{6 \times 1}$ ,  $P_0^{CESKF} = \begin{pmatrix} P_0 & 0_{4 \times 2} \\ 0_{2 \times 4} & I_2 \times 2 \end{pmatrix}$ ,  $\hat{Q}_k = 10^{-3} \times I_2$ .

The performance comparison result of the above algorithms is shown in Fig. 3. From this figure, one can see that the velocity estimation errors of DSEA-CP and CKF become unstable, but the estimation errors of CESKF and Algorithm 2 still keep stable. The stability of CESKF and Algorithm 2 lies in its capability in handling with uncertain nonlinear dynamics. Since CESKF is a centralized filter without being affected by the quantized channels and the switching of observation matrices and communication topologies, its estimation error is smoother than ESDKF. However, since the influence of state-correlated observation bias is not considered by CESKF, the velocity estimation error of CESKF is a little bigger than ESDKF. For the DSEA-CP, due to the existence of unbounded uncertain dynamics and the switching topologies, both the position estimation error and the velocity estimation error are divergent with a periodic fluctuations of rise and fall. As for CKF, since observations (position information) of all sensors are available, the position estimation error is stable. However, the velocity estimation error is divergent since the existence of unbounded uncertain dynamics.

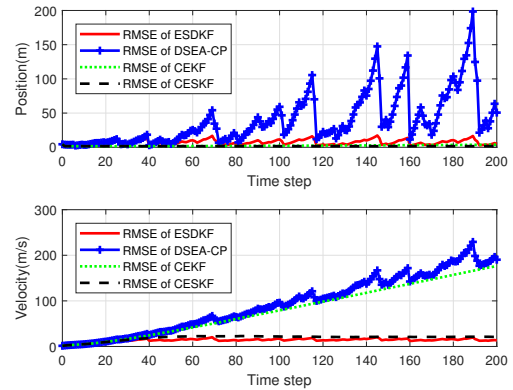


Fig. 3. Estimation performance of different algorithms

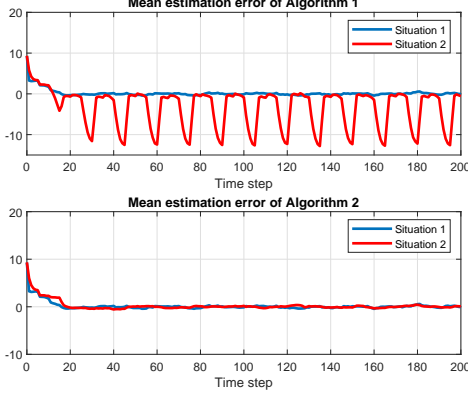


Fig. 4. Mean estimation error of Algorithm 1 and Algorithm 2

### 7.3 Asymptotically unbiased of Algorithm 1 and Algorithm 2

Finally, we give a numerical simulation to verify Theorem 5.2 and Theorem 6.2. In this section, the uncertain dynamics is assumed to be  $f(x_k, k) = \frac{1}{2k} \begin{pmatrix} \sin(x_k(3)) \\ \sin(x_k(4)) \end{pmatrix} + \begin{pmatrix} 1 \\ 1 \end{pmatrix}$ , and the state-correlated bias  $b_{k,i}$  has two situation:

- Situation 1:

$$b_{k,i} = \frac{1}{k} \text{sat}(\sin(x_k^2(1) + x_k^2(2)) + b_{0,i}, 2)$$

where the initial bias  $b_{0,i}$  is generated uniformly within  $[-2, 2]$ .

- Situation 2:

$$b_{k,i} = \begin{cases} \frac{1}{k} \text{sat}(\sin(x_k^2(1) + x_k^2(2)) + b_{0,i}, 2), & i = 1, 2, \\ \text{sat}(\sin(x_k^2(1) + x_k^2(2)) + b_{0,i}, 40), & i = 3, 4, \end{cases}$$

where  $b_{0,1}$  and  $b_{0,2}$  are generated uniformly within  $[-2, 2]$ ,  $b_{0,3}$  and  $b_{0,4}$  are generated uniformly within  $[-40, 40]$ .

In Situation 2, the biases of sensor 3 and sensor 4 are big and do not tend to zero. The observation matrices are supposed to be  $\bar{H}_{k,1} = (1 \ 0 \ 0 \ 0)$ ,  $\bar{H}_{k,2} = (0 \ 1 \ 0 \ 0)$ ,  $\bar{H}_{k,3} = (1 \ 0 \ 0 \ 0)$ ,  $\bar{H}_{k,4} = (0 \ 1 \ 0 \ 0)$ . And the parameters of Algorithm 1 and Algorithm 2 are set  $X_{i,0} = -\begin{pmatrix} 5\sqrt{10} & 5\sqrt{10} & 5 & 5 & 0 & 0 \end{pmatrix}^T$ ,  $P_{i,0} = \begin{pmatrix} 6P_0 & 0_{4 \times 2} \\ 0_{2 \times 4} & I_2 \times 2 \end{pmatrix}$ ,  $\hat{Q}_k = 10^{-3} \times I_2$ ,  $\mu_{k,i} = 0.3$ ,  $\tau_i = 0.03$ ,  $\forall i = 1, 2, 3, 4$ . Fig. 4 gives the mean estimation error of Algorithm 1 and Algorithm 2 under Situation 1 and Situation 2. From this figure, one can see, under Situation 1, both Algorithm 1 and Algorithm 2 are asymptotically unbiased; however, under Situation 2, only Algorithm 2 is asymptotically unbiased. Thus Theorem 5.2 and Theorem 6.2 are verified.

Based on the above results, we can see the proposed Algorithm 1 and Algorithm 2 are effective distributed filtering algorithms.

## 8 Conclusion

In this paper, we studied a distributed filtering problem for a class of general uncertain stochastic systems with biased observations under switching sensor networks and quantized communications. First, a higher dimensional system was constructed by treating the nonlinear uncertain dynamics as an extended state. The crucial properties of designing filters for the original system and the reconstructed system were shown to be equivalent. Then we proposed a novel consistent distributed Kalman filter based on quantized sensor communications. To alleviate the effect of biased observations, the event-triggered observation update mechanism based distributed Kalman filter was presented with a tighter bound of error covariance than that of the time-driven one by designing a proper threshold. Based on mild conditions, the boundedness of the estimation error covariances and the asymptotic unbiasedness of state estimate for both the proposed two distributed filters were proven.

## Acknowledgements

The authors would like to thank the Associate Editor and anonymous reviewers for their very constructive comments, which greatly improved the quality of this work.

## A Proof of Proposition 4.1

Recall  $A_k = \begin{pmatrix} \bar{A}_k & \bar{G}_k \\ 0 & I_p \end{pmatrix}$ , and  $\sup_{k \in \mathbb{N}} \{\bar{G}_k \bar{G}_k^T\} < \infty$ , then we have

$$A_k A_k^T = \begin{pmatrix} \bar{A}_k \bar{A}_k^T + \bar{G}_k \bar{G}_k^T & \bar{G}_k \\ \bar{G}_k^T & I_p \end{pmatrix}. \quad (\text{A.1})$$

First, we consider the proof of 1). We consider the sufficiency of 1). According to (A.1), we have  $A_k A_k^T \leq 2 \begin{pmatrix} \bar{A}_k \bar{A}_k^T + \bar{G}_k \bar{G}_k^T & 0 \\ 0 & I_p \end{pmatrix}$ . Thus,  $\sup_k \{\bar{A}_k \bar{A}_k^T\} < \infty$  and  $\sup_k \{\bar{G}_k \bar{G}_k^T\} < \infty$  lead to  $\sup_k \{A_k A_k^T\} < \infty$ . We consider the necessity of 1). If  $\sup_k \{A_k A_k^T\} < \infty$ , it follows from (A.1) that  $\sup_k \{\bar{A}_k \bar{A}_k^T + \bar{G}_k \bar{G}_k^T\} < \infty$ . Due to  $\bar{G}_k \bar{G}_k^T \geq 0$ , then  $\sup_k \{\bar{A}_k \bar{A}_k^T\} < \infty$ . Next, we consider the proof of 2). According to (A.1), it holds that  $A_k A_k^T = \begin{pmatrix} I_n & \bar{G}_k \\ 0 & I_p \end{pmatrix} \begin{pmatrix} \bar{A}_k \bar{A}_k^T & 0 \\ 0 & I_p \end{pmatrix} \begin{pmatrix} I_n & 0 \\ \bar{G}_k^T & I_p \end{pmatrix}$ . Thus,  $\lambda_{\min}(\bar{A}_k \bar{A}_k^T) = \min\{\lambda_{\min}(\bar{A}_k \bar{A}_k^T), 1\}$ . We consider the sufficiency of 2). If  $\{\bar{A}_k | \bar{A}_k \in \mathbb{R}^n, k \in \mathbb{N}\}$  has an L-SS  $\{T_l, l \in \mathbb{N}\}$  which satisfies  $\lambda_{\min}(\bar{A}_{T_l+s} \bar{A}_{T_l+s}^T) > \beta, s \in [0 : L)$ . Then for the same time sequence  $\{T_l, l \in \mathbb{N}\}$ , it holds that  $\lambda_{\min}(A_{T_l+s} A_{T_l+s}^T) > \beta^* = \min\{\beta, 1\}, s \in [0 : L)$ . Thus, the time sequence  $\{T_l, l \in \mathbb{N}\}$  is also an L-SS of  $\{A_k | A_k \in \mathbb{R}^{n+p}, k \in \mathbb{N}\}$ . We consider the necessity of 2). If  $\{A_k | A_k \in \mathbb{R}^{n+p}, k \in \mathbb{N}\}$  has an L-SS  $\{\bar{T}_l, l \in \mathbb{N}\}$ , then  $\lambda_{\min}(A_{\bar{T}_l+s} A_{\bar{T}_l+s}^T) > \beta, s \in [0 : L)$ .

Recall  $\lambda_{\min}(\bar{A}_k \bar{A}_k^T) = \min\{\lambda_{\min}(\bar{A}_k \bar{A}_k^T), 1\}$ , then we have  $\lambda_{\min}(\bar{A}_{T_l+s} \bar{A}_{T_l+s}^T) > \bar{\beta}, s \in [0 : L]$ . Thus, the time sequence  $\{\bar{T}_l, l \in \mathbb{N}\}$  is also an L-SS of  $\{\bar{A}_k | \bar{A}_k \in \mathbb{R}^n, k \in \mathbb{N}\}$ .

## B Proof of Proposition 4.2

Denote  $\Phi_{j,k} = \Phi_{j,j-1} \cdots \Phi_{k+1,k} (j > k)$ ,  $\Phi_{k,k} = I_{n+p}$ , and  $\Phi_{k+1,k} = A_k$ , then we consider  $\Phi_{j,k} = \begin{pmatrix} \bar{A}_{j-1} & \bar{G}_{j-1} \\ 0 & I_p \end{pmatrix} \times \cdots \times \begin{pmatrix} \bar{A}_k & \bar{G}_k \\ 0 & I_p \end{pmatrix} = \begin{pmatrix} \bar{\Phi}_{j,k} & \bar{\Phi}_{j,k+1} \\ 0 & I_p \end{pmatrix}$ , where  $\bar{\Phi}_{j,k+1} = \sum_{i=k+1}^j \bar{\Phi}_{j,i} \bar{G}_{i-1}$ . Then we have  $\Phi_{j,k}^T H_{j,i}^T (R_{j,i} + B_{j,i})^{-1} H_{j,i} \Phi_{j,k} = \begin{pmatrix} \Theta_{i,j,k}^{1,1} & \Theta_{i,j,k}^{1,2} \\ (\Theta_{i,j,k}^{1,2})^T & \Theta_{i,j,k}^{2,2} \end{pmatrix}$ , where

$$\begin{aligned} \Theta_{i,j,k}^{1,1} &= \bar{\Phi}_{j,k}^T \bar{H}_{j,i}^T (R_{j,i} + B_{j,i})^{-1} \bar{H}_{j,i} \bar{\Phi}_{j,k} \\ \Theta_{i,j,k}^{1,2} &= \bar{\Phi}_{j,k}^T \bar{H}_{j,i}^T (R_{j,i} + B_{j,i})^{-1} \bar{H}_{j,i} \bar{\Phi}_{j,k+1} \\ \Theta_{i,j,k}^{2,2} &= (\bar{H}_{j,i} \bar{\Phi}_{j,k+1})^T (R_{j,i} + B_{j,i})^{-1} (\bar{H}_{j,i} \bar{\Phi}_{j,k+1}). \end{aligned}$$

Let  $\bar{N} \in \mathbb{N}^+$ , and we denote

$$\sum_{i=1}^N \sum_{j=k}^{k+\bar{N}} \begin{pmatrix} \Theta_{i,j,k}^{1,1} & \Theta_{i,j,k}^{1,2} \\ (\Theta_{i,j,k}^{1,2})^T & \Theta_{i,j,k}^{2,2} \end{pmatrix} := \begin{pmatrix} \bar{\Theta}_{k,\bar{N}}^{1,1} & \bar{\Theta}_{k,\bar{N}}^{1,2} \\ (\bar{\Theta}_{k,\bar{N}}^{1,2})^T & \bar{\Theta}_{k,\bar{N}}^{2,2} \end{pmatrix}.$$

where

$$\begin{aligned} \bar{\Theta}_{k,\bar{N}}^{1,1} &= \sum_{i=1}^N \sum_{j=k}^{k+\bar{N}} \Theta_{i,j,k}^{1,1} \\ \bar{\Theta}_{k,\bar{N}}^{1,2} &= \sum_{i=1}^N \sum_{j=k}^{k+\bar{N}} \Theta_{i,j,k}^{1,2} \\ \bar{\Theta}_{k,\bar{N}}^{2,2} &= \sum_{i=1}^N \sum_{j=k}^{k+\bar{N}} \Theta_{i,j,k}^{2,2} \end{aligned} \quad (\text{B.1})$$

1) Necessity. If the reformulated system (5) is uniformly collectively observable, Then there exist  $M, \bar{N} \in \mathbb{N}^+$  and

$\alpha > 0$  such that  $\begin{pmatrix} \bar{\Theta}_{k,\bar{N}}^{1,1} & \bar{\Theta}_{k,\bar{N}}^{1,2} \\ (\bar{\Theta}_{k,\bar{N}}^{1,2})^T & \bar{\Theta}_{k,\bar{N}}^{2,2} - \alpha I_p \end{pmatrix} - \alpha I_{n+p} > 0, \forall k \geq M$ . Thus,  $\bar{\Theta}_{k,\bar{N}}^{1,1} > 0$ , and in light of Schur Complement [30], for  $k \geq \bar{M}$ ,  $(\bar{\Theta}_{k,\bar{N}}^{2,2} - \alpha I_p) - (\bar{\Theta}_{k,\bar{N}}^{1,2})^T (\bar{\Theta}_{k,\bar{N}}^{1,1} - \alpha I_n)^{-1} \bar{\Theta}_{k,\bar{N}}^{1,2} > 0$ .

2) Sufficiency. If there exist  $\bar{N}, M \in \mathbb{N}^+$  and  $\alpha > 0$ , such that  $\bar{\Theta}_{k,\bar{N}}^{1,1} - \alpha I_n > 0$ , for  $k \geq \bar{M}$ . In light of  $k \geq \bar{M}$ ,

$(\bar{\Theta}_{k,\bar{N}}^{2,2} - \alpha I_p) - (\bar{\Theta}_{k,\bar{N}}^{1,2})^T (\bar{\Theta}_{k,\bar{N}}^{1,1} - \alpha I_n)^{-1} \bar{\Theta}_{k,\bar{N}}^{1,2} > 0$  and Schur Complement [30], for  $k \geq \bar{M}$ ,  $\begin{pmatrix} \bar{\Theta}_{k,\bar{N}}^{1,1} & \bar{\Theta}_{k,\bar{N}}^{1,2} \\ (\bar{\Theta}_{k,\bar{N}}^{1,2})^T & \bar{\Theta}_{k,\bar{N}}^{2,2} \end{pmatrix} > 0$  and  $\alpha I_{n+p}$ . Thus, the reformulated system (5) is uniformly collectively observable.

## C Proof of Lemma 5.1

Here we utilize the inductive method to finish the proof. Firstly, at the initial moment, under Assumption 3.1,  $E\{(\hat{X}_{0,i} - X_0)(\hat{X}_{0,i} - X_0)^T\} \leq P_{0,i}$ . It is supposed that, at  $(k-1)$ th moment,  $E\{(\hat{X}_{k-1,i} - X_{k-1})(\hat{X}_{k-1,i} - X_{k-1})^T\} \leq P_{k-1,i}$ . For the prediction estimation error at  $k$ th time instant, there is  $\bar{e}_{k,i} = \bar{X}_{k,i} - X_k = A_{k-1}e_{k-1,i} - Du_{k-1} - \omega_{k-1}$ . Considering that the estimation error  $e_{k-1,i}$  is measurable to  $\sigma\{\mathcal{F}_{k-2}, v_{k-1,i}, i \in \mathcal{V}\}$ , and  $\omega_{k-1}$  is independent from  $\mathcal{F}_{k-2}$  and  $v_{k-1,i}, i \in \mathcal{V}$ , we have  $E\{e_{k-1,i}\omega_{k-1}^T\} = 0$ . Similarly, it holds that  $E\{u_{k-1}\omega_{k-1}^T\} = 0$ . Then, due to  $E\{(\sqrt{\theta_{k,i}}x + \frac{y}{\sqrt{\theta_{k,i}}})(\sqrt{\theta_{k,i}}x + \frac{y}{\sqrt{\theta_{k,i}}})^T\} \geq 0$ , we have the inequality  $E\{xy^T + yx^T\} \leq E\{\theta_{k,i}xx^T + \frac{1}{\theta_{k,i}}yy^T\}$ ,  $\forall \theta_{k,i} > 0$ . Then, we have  $E\{\bar{e}_{k,i}\bar{e}_{k,i}^T\} \leq (1 + \theta_{k,i})A_{k-1}P_{k-1,i}A_{k-1}^T + (1 + \frac{1}{\theta_{k,i}})\bar{Q}_{k-1} + \bar{Q}_{k-1}$ , where

$$\bar{Q}_k = \text{blockdiag}\{Q_k, 0^{p \times p}\}, \bar{Q}_k = D\hat{Q}_kD^T. \quad (\text{C.1})$$

According to the definition of  $\bar{P}_{k,i}$ , we  $E\{\bar{e}_{k,i}\bar{e}_{k,i}^T\} \leq \bar{P}_{k,i}$ . At the update stage, there is  $\bar{e}_{k,i} = \bar{X}_{k,i} - X_k = (I - K_{k,i}H_{k,i})\bar{e}_{k,i} + K_{k,i}b_{k,i} + K_{k,i}v_{k,i}$ . Under Assumption 3.1 and the fact that  $\bar{e}_{k,i}$  is measurable to  $\mathcal{F}_{k-1}$ , it follows that

$$\begin{aligned} E\{\bar{e}_{k,i}v_{k,i}^T\} &= E\{E\{\bar{e}_{k,i}v_{k,i}^T | \mathcal{F}_{k-1}\}\} \\ &= E\{E\{(A_{k-1}e_{k-1,i} + w_{k-1})v_{k,i}^T | \mathcal{F}_{k-1}\}\} \\ &= E\{A_{k-1}e_{k-1,i}E\{v_{k,i}^T | \mathcal{F}_{k-1}\}\} \\ &\quad + E\{E\{w_{k-1}v_{k,i}^T | \mathcal{F}_{k-1}\}\} \\ &= E\{w_{k-1}v_{k,i}^T\} = 0. \end{aligned}$$

Similarly, it holds that  $E\{b_{k,i}v_{k,i}^T\} = 0$  by noting that  $b_{k,i}$  is measurable to  $\mathcal{F}_{k-1}$ . Then, given the inequality  $E\{xy^T + yx^T\} \leq E\{\mu_{k,i}xx^T + \frac{1}{\mu_{k,i}}yy^T\}$ ,  $\forall \mu_{k,i} > 0$ , we have

$$\begin{aligned} &E\{\bar{e}_{k,i}\bar{e}_{k,i}^T\} \\ &\leq (1 + \mu_{k,i})(I - K_{k,i}H_{k,i})E\{\bar{e}_{k,i}\bar{e}_{k,i}^T\}(I - K_{k,i}H_{k,i})^T \\ &\quad + K_{k,i}E\{v_{k,i}v_{k,i}^T\}K_{k,i}^T + \frac{1 + \mu_{k,i}}{\mu_{k,i}}K_{k,i}E\{b_{k,i}b_{k,i}^T\}K_{k,i}^T \\ &\leq \bar{P}_{k,i}. \end{aligned} \quad (\text{C.2})$$

Considering the existence of the dithering and quantization operations w.r.t. state update  $\bar{X}_{k,i}$ , and  $\bar{X}_{k,i} + \xi_{k,i}$ , where

$\xi_{k,i}$  stands for the dithering noise vector, we denote the estimation error  $\tilde{e}_{k,i} := \tilde{X}_{k,i} - X_k = \tilde{X}_{k,i} + \xi_{k,i} + \vartheta_{k,i}$ , where  $\vartheta_{k,i}$  is the quantization error vector of  $\tilde{X}_{k,i} + \xi_{k,i}$ . Since  $\xi_{k,i} + \vartheta_{k,i}$  is independent of  $X_{k,i} + \xi_{k,i} + \vartheta_{k,i}$ , then  $E\{\tilde{e}_{k,i}\tilde{e}_{k,i}^T\} \leq E\{\tilde{e}_{k,i}\tilde{e}_{k,i}^T\} + E\{(\xi_{k,i} + \vartheta_{k,i})(\xi_{k,i} + \vartheta_{k,i})^T\} \leq \tilde{P}_{k,i} + \frac{\Delta^2 \bar{n}}{2} I_{\bar{n}} = \tilde{P}_{k,i} + P_{k,i}^* + \frac{\Delta^2 \bar{n}}{2} I_{\bar{n}}$ , where  $P_{k,i}^* \in \mathbb{R}^{\bar{n} \times \bar{n}}$  is the symmetric quantization error matrix of  $\tilde{P}_{k,i}$ . It holds that  $P_{k,i}^* \leq \lambda_{\max}(P_{k,i}^*) I_{\bar{n}} \leq \lambda_F(P_{k,i}^*) I_{\bar{n}} := \left( \sum_{s=1}^{\bar{n}} \sum_{l=1}^{\bar{n}} |P_{k,i}^*(s,l)| \right) I_{\bar{n}} \leq \frac{\Delta \bar{n}}{2} I_{\bar{n}}$ , where  $\|\cdot\|_F$  is the Frobenius norm, and  $P_{k,i}^*(s,l)$  is the  $(s,l)$ th element of  $P_{k,i}^*$ . Thus, we have  $E\{\tilde{e}_{k,i}\tilde{e}_{k,i}^T\} \leq \tilde{P}_{k,i} + \frac{n\Delta_i(n\Delta_i+1)}{2} I_n$ . Notice that  $e_{k,i} = \hat{X}_{k,i} - X_k = P_{k,i}(\sum_{j \in \mathcal{N}_i(k)} a_{i,j}(k) \tilde{P}_{k,j}^{-1} \tilde{e}_{k,j} + a_{i,i}(k) \tilde{P}_{k,i}^{-1} \tilde{e}_{k,i})$ , where  $\tilde{P}_{k,j} = \tilde{P}_{k,j} + \frac{n\Delta_j(n\Delta_j+1)}{2} I_n$ , if  $i \neq j$ , and  $j \in \mathcal{N}_i$ . According to the consistent estimate of Covariance Intersection [31], there is  $E\{e_{k,i}e_{k,i}^T\} \leq P_{k,i}$ . Therefore, the proof is finished.

## D Proof of Lemma 5.2

Consider (C.2), then we have  $\tilde{P}_{k,i} = (1 + \mu_{k,i}) \Delta \tilde{P}_{k,i}$ , where

$$\begin{aligned} \Delta \tilde{P}_{k,i} &\triangleq (I - K_{k,i} H_{k,i}) \tilde{P}_{k,i} (I - K_{k,i} H_{k,i})^T + K_{k,i} \tilde{R}_{k,i} K_{k,i}^T, \\ &= (K_{k,i} - K_{k,i}^*)(H_{k,i} \tilde{P}_{k,i} H_{k,i}^T + \tilde{R}_{k,i}) (K_{k,i} - K_{k,i}^*)^T \\ &\quad + (I - K_{k,i}^* H_{k,i}) \tilde{P}_{k,i}, \end{aligned} \quad (\text{D.1})$$

where  $\tilde{R}_{k,i} = \frac{R_{k,i}}{1 + \mu_{k,i}} + \frac{B_{k,i}}{\mu_{k,i}}$ ,  $K_{k,i}^* = \tilde{P}_{k,i} H_{k,i}^T (H_{k,i} \tilde{P}_{k,i} H_{k,i}^T + \tilde{R}_{k,i})^{-1}$ . Thus, it is seen from (D.1) that  $\tilde{P}_{k,i}$  is minimized in the sense of positive definiteness (i.e.,  $\text{tr}(\tilde{P}_{k,i})$  is minimized) when  $K_{k,i} = K_{k,i}^*$ .

## E Proof of Lemma 5.3

For the proof of 1), exploiting the matrix inverse formula on  $\tilde{P}_{k,i}$  directly yields the conclusion. Next, we consider the proof of 2). First, we prove there exists a constant positive definite matrix  $\bar{P}$ , such that  $P_{k,i} \geq \bar{P}$ . Consider  $\bar{P}_{k,i} \geq \frac{1 + \theta_{k,i}}{\theta_{k,i}} \bar{Q}_{k-1} + \bar{Q}_{k-1} \geq \frac{1 + \theta_2}{\theta_2} \bar{Q}_{k-1} + \bar{Q}_{k-1} \geq Q^* > 0$ , where  $Q^*$  can be obtained by noting  $\inf_k Q_k \geq \bar{Q} > 0$  and Assumption 3.3. According to 1) of Lemma 5.3, then we have  $\tilde{P}_{k,i}^{-1} \leq \frac{Q^*}{1 + \mu_{k,i}} + H_{k,i}^T \Delta R_{k,i}^{-1} H_{k,i} \leq Q_*$ , where  $Q_* > 0$  is obtained by employing the condition 3) of Assumption 3.1. Recall  $P_{k,i} = \left( \sum_{j \in \mathcal{N}_i(k)} a_{i,j}(k) \tilde{P}_{k,j}^{-1} \right)^{-1}$ , then  $P_{k,i}^{-1} \leq Q_*$ , which means  $P_{k,i} \geq Q_*^{-1} > 0$ . Consider the time sequence  $\{T_l, l \in \mathbb{N}\}$ , which is the L-SS of  $\{A_k, k \in \mathbb{N}\}$ . Under Assumption 3.2, there exists a scalar  $\beta$ , such that  $A_{T_l+s} P_{T_l+s,i} A_{T_l+s}^T \geq \beta Q_*^{-1} > 0$ . Due to  $\sup_k Q_k \leq \bar{Q} < \infty$ , there is a

scalar  $\varpi > 0$ , such that  $Q_{T_l+s} \leq \varpi A_{T_l+s} P_{T_l+s,i} A_{T_l+s}^T$ . Then  $\bar{P}_{T_l+s+1,i} = A_{T_l+s} P_{T_l+s,i} A_{T_l+s}^T + Q_{T_l+s} \leq (1 + \varpi) A_{T_l+s} P_{T_l+s,i} A_{T_l+s}^T$ . Let  $\eta = \frac{1}{1 + \varpi}$ , then the conclusion 2) of this lemma holds.

## F Proof of Proposition 5.1

Consider  $\text{tr}(\bar{P}_{k,i})$ , then we have  $\text{tr}(\bar{P}_{k,i}) = (1 + \theta_{k,i}) \text{tr}(A_{k-1} P_{k-1,i} A_{k-1}^T) + \frac{1 + \theta_{k,i}}{\theta_{k,i}} \text{tr}(\bar{Q}_{k-1}) + \text{tr}(\bar{Q}_{k-1})$ . Then  $\theta_{k,i}^* = \arg \min_{\theta_{k,i}} \text{tr}(\bar{P}_{k,i}) = \arg \min_{\theta_{k,i}} f_k(\theta_{k,i})$ , where  $f_k(\theta_{k,i}) = \theta_{k,i} \text{tr}(A_{k-1} P_{k-1,i} A_{k-1}^T) + \frac{\text{tr}(\bar{Q}_{k-1})}{\theta_{k,i}}$ , which is minimized if  $\theta_{k,i}^* \text{tr}(A_{k-1} P_{k-1,i} A_{k-1}^T) = \frac{\text{tr}(\bar{Q}_{k-1})}{\theta_{k,i}^*}$ . As a result,  $\theta_{k,i}^* = \sqrt{\frac{\text{tr}(\bar{Q}_{k-1})}{\text{tr}(A_{k-1} P_{k-1,i} A_{k-1}^T)}}$ . Due to  $P_{k-1,i} > 0$ ,  $\bar{Q}_{k-1} > 0$  and  $A_{k-1} \neq 0$ , we have  $\theta_{k,i}^* > 0$ .

## G Proof of Lemma 5.5

By Theorem 1 of [3], (1) can be proved. For (2), we have  $\frac{x_k}{\delta^k} = \left(\frac{\rho}{\delta}\right)^k x_0 + \sum_{i=0}^k \left(\frac{\rho}{\delta}\right)^{k-i} \frac{m_i}{\delta^i}$ . Due to  $\rho < \delta < 1$ ,  $\left(\frac{\rho}{\delta}\right)^k x_0 \rightarrow 0$ . Denote  $\bar{\rho} = \frac{\rho}{\delta} \in (0, 1)$  and  $\bar{m}_i = \frac{m_i}{\delta^i} = o(1)$ , then we construct a sequence  $\{\bar{x}_k\}$  satisfying  $\bar{x}_{k+1} = \bar{\rho} \bar{x}_k + \bar{m}_k$  with  $\bar{x}_0 = 0$ . By (1), we have  $\bar{x}_k = o(1)$ . In light of  $\bar{x}_k = \sum_{i=0}^k (\bar{\rho})^{k-i} \bar{m}_i$ , we have  $\sum_{i=0}^k \left(\frac{\rho}{\delta}\right)^{k-i} \frac{m_i}{\delta^i} = \sum_{i=0}^k (\bar{\rho})^{k-i} \bar{m}_i \rightarrow 0$  as  $k \rightarrow \infty$ . Hence,  $x_k = o(\delta^k)$ . For (3), we consider  $x_k k^{M-1} = \rho^k k^{M-1} x_0 + k^{M-1} \sum_{i=0}^k \rho^{k-i} m_i$ . Notice  $\rho^k k^{M-1} = o(1)$ , then we consider the convergence of the second term, namely,  $k^{M-1} \sum_{i=0}^k \rho^{k-i} m_i$ . Due to  $m_k = o(\frac{1}{k^M})$ , we have  $k^{M-1} \sum_{i=0}^k \rho^{k-i} m_i = \sum_{i=0}^k o(\rho^{k-i} \frac{k^{M-1}}{i^M}) = \sum_{i=0}^k o(\frac{k^{M-1}}{i^M (k-i)^M}) = \sum_{i=0}^k o(\frac{1}{i^M}) = o(1)$ , where the second equality is obtained by  $\rho^{k-i} = o(\frac{1}{(k-i)^M})$  and the third equality is obtained by  $i(k-i) \leq \frac{k}{2}$ . Thus,  $x_k k^{M-1} = o(1)$ , which means  $x_k = o(\frac{1}{k^{M-1}})$ .

## H Proof of Lemma 6.1

Employing the matrix inverse formula on  $\tilde{P}_{k,i}$  yields  $\tilde{P}_{k,i}^{-1} = \frac{\tilde{P}_{k,i}^{-1}}{1 + \mu_{k,i}} + H_{k,i}^T \Delta R_{k,i}^{-1} H_{k,i}$ , where  $\Delta R_{k,i} = R_{k,i} + \frac{1 + \mu_{k,i}}{\mu_{k,i}} B_{k,i}$ . Substituting  $\tilde{P}_{k,i}^{-1}$  into (22), the conclusion of this lemma holds.

## I Proof of Lemma 6.3

If the update event in (22) is triggered, then  $\tilde{P}_{k,i} = \tilde{P}_{k,i}$ . According to 2) of Lemma 5.3, we have  $\tilde{P}_{k,i}^{-1} = \frac{\tilde{P}_{k,i}^{-1}}{1 + \mu_{k,i}} +$



$H_{k,i}^T \Delta R_{k,i}^{-1} H_{k,i}$ . Thus, conclusion of Lemma 6.3 holds in this case. If the update event in (22) is not triggered, then  $\tilde{P}_{k,i} = \bar{P}_{k,i}$ . Besides, according to the scheme, it follows that  $\tilde{P}_{k,i}^{-1} \geq \bar{P}_{k,i}^{-1} - \tau I_n$ .

## J Proof of Proposition 6.1

In light of Lemma 6.3, for  $\tau = 0$ ,  $\tilde{P}_{k,i}^{-1} \geq \frac{\bar{P}_{k,i}^{-1}}{1+\mu_{k,i}} + H_{k,i}^T \Delta R_{k,i}^{-1} H_{k,i} = \check{P}_{k,i}^{-1}$ , which means  $\tilde{P}_{k,i} \leq \check{P}_{k,i}$ , where  $\check{P}_{k,i}$  corresponds to the observation update of Algorithm 1. By using the mathematical induction method, the proof of this proposition can be finished.

## References

- [1] G. Battistelli and L. Chisci, "Stability of consensus extended Kalman filter for distributed state estimation," *Automatica*, vol. 68, pp. 169–178, 2016.
- [2] R. Olfati-Saber, "Distributed Kalman filtering for sensor networks," in *Proceedings of the IEEE Conference on Decision and Control*, pp. 5492–5498, 2007.
- [3] F. S. Cattivelli and A. H. Sayed, "Diffusion strategies for distributed Kalman filtering and smoothing," *IEEE Transactions on Automatic Control*, vol. 55, no. 9, pp. 2069–2084, 2010.
- [4] G. Battistelli and L. Chisci, "Kullback-Leibler average, consensus on probability densities, and distributed state estimation with guaranteed stability," *Automatica*, vol. 50, no. 3, pp. 707–718, 2014.
- [5] X. He, W. Xue, and H. Fang, "Consistent distributed state estimation with global observability over sensor network," *Automatica*, vol. 92, pp. 162–172, 2018.
- [6] S. Wang and W. Ren, "On the convergence conditions of distributed dynamic state estimation using sensor networks: A unified framework," *IEEE Transactions on Control Systems Technology*, vol. 26, no. 4, pp. 1300–1316, 2018.
- [7] P. Liu, Y. Tian, and Y. Zhang, "Distributed Kalman filtering with finite-time max-consensus protocol," *IEEE Access*, vol. 6, pp. 10795–10802, 2018.
- [8] U. A. Khan and A. Jadbabaie, "Collaborative scalar-gain estimators for potentially unstable social dynamics with limited communication," *Automatica*, vol. 50, no. 7, pp. 1909–1914, 2014.
- [9] W. Yang, G. Chen, X. Wang, and L. Shi, "Stochastic sensor activation for distributed state estimation over a sensor network," *Automatica*, vol. 50, no. 8, pp. 2070–2076, 2014.
- [10] A. K. Caglayan and R. E. Lancraft, "A separated bias identification and state estimation algorithm for nonlinear systems," *Automatica*, vol. 19, no. 5, pp. 561–570, 1983.
- [11] J. Y. Keller and M. Darouach, "Optimal two-stage Kalman filter in the presence of random bias," *Automatica*, vol. 33, no. 9, pp. 1745–1748, 1997.
- [12] G. Yang and W. Che, "Non-fragile  $H_\infty$  filter design for linear continuous-time systems," *Automatica*, vol. 44, no. 11, pp. 2849–2856, 2008.
- [13] D. Ding, Z. Wang, H. Dong, and H. Shu, "Distributed  $H_\infty$  state estimation with stochastic parameters and nonlinearities through sensor networks: the finite-horizon case," *Automatica*, vol. 48, no. 8, pp. 1575–1585, 2012.
- [14] W. Bai, W. Xue, Y. Huang, and H. Fang, "On extended state based Kalman filter design for a class of nonlinear time-varying uncertain systems," *Science China Information Sciences*, vol. 61, no. 4, p. 042201, 2018.
- [15] U. A. Khan, S. Kar, A. Jadbabaie, and J. M. F. Moura, "On connectivity, observability, and stability in distributed estimation," in *IEEE Conference on Decision and Control*, pp. 6639–6644, 2010.
- [16] S. J. Julier and J. K. Uhlmann, "A non-divergent estimation algorithm in the presence of unknown correlations," in *American Control Conference*, pp. 2369–2373, 1997.
- [17] T. Soderström and P. Stoica, *System Identification*. Prentice Hall International, 1989.
- [18] Y. S. Chow and H. Teicher, *Probability theory: independence, interchangeability, martingales*. Springer Science & Business Media, 2012.
- [19] K. Reif, S. Gunther, E. Yaz, and R. Unbehauen, "Stochastic stability of the discrete-time extended Kalman filter," *IEEE Transactions on Automatic control*, vol. 44, no. 4, pp. 714–728, 1999.
- [20] L. Orihuela, P. Millán, C. Vivas, and F. R. Rubio, "Suboptimal distributed control and estimation: application to a four coupled tanks system," *International Journal of Systems Science*, vol. 47, no. 8, pp. 1755–1771, 2016.
- [21] Z. Cai, M. S. D. Queiroz, and D. M. Dawson, "Robust adaptive asymptotic tracking of nonlinear systems with additive disturbance," *IEEE Transactions on Automatic Control*, vol. 51, no. 3, pp. 524–529, 2006.
- [22] X. He, C. Hu, W. Xue, and H. Fang, "On event-based distributed Kalman filter with information matrix triggers," in *IFAC World Congress*, pp. 14873–14878, 2017.
- [23] S. Kar and J. M. Moura, "Distributed consensus algorithms in sensor networks: Quantized data and random link failures," *IEEE Transactions on Signal Processing*, vol. 58, no. 3, pp. 1383–1400, 2010.
- [24] M. Zhu and S. Martínez, "On the convergence time of asynchronous distributed quantized averaging algorithms," *IEEE Transactions on Automatic Control*, vol. 56, no. 2, pp. 386–390, 2011.
- [25] M. Bartholomew-Biggs, *Nonlinear optimization with engineering applications*. Springer Science & Business Media, 2008.
- [26] X. He, C. Hu, Y. Hong, L. Shi, and H. Fang, "Distributed Kalman filters with state equality constraints: time-based and event-triggered communications," *IEEE Transactions on Automatic Control*, 2019.
- [27] D. Han, K. You, L. Xie, J. Wu, and L. Shi, "Optimal parameter estimation under controlled communication over sensor networks," *IEEE Transaction on Signal Processing*, vol. 63, no. 24, pp. 6473–6485, 2015.
- [28] S. Weerakkody, Y. Mo, B. Sinopoli, D. Han, and L. Shi, "Multi-sensor scheduling for state estimation with event-based, stochastic triggers," *IEEE Transactions on Automatic Control*, vol. 61, no. 9, pp. 2695–2701, 2016.
- [29] D. Simon, "Kalman filtering with state constraints: a survey of linear and nonlinear algorithms," *IET Control Theory & Applications*, vol. 4, no. 8, pp. 1303–1318, 2010.
- [30] G. A. F. Seber, *A Matrix Handbook for Statisticians*. Wiley-Interscience, 2007.
- [31] W. Niehsen, "Information fusion based on fast covariance intersection filtering," in *International Conference on Information Fusion*, pp. 901–904, 2002.