

Are the Dead Taking Over Facebook? A Big Data Approach to the Future of Death Online

Authors

Carl J. Öhman¹ and David Watson^{1,2}

¹Oxford Internet Institute, University of Oxford, 1 St Giles, Oxford, OX1 3JS, United Kingdom;

²Alan Turing Institute, 96 Euston Road, London, NW1 2DB, United Kingdom.

Corresponding author: carl.ohman@oii.ox.ac.uk

Abstract We project the future accumulation of profiles belonging to deceased Facebook users. Our analysis suggests that a minimum of 227 million users will pass away before 2100 if Facebook ceases to attract new users as of 2018. If the network continues expanding at current rates, however, this number will exceed 2 billion. In both cases, a majority of the profiles will belong to non-western users. In discussing our findings, we draw on the emerging scholarship on digital preservation and stress the challenges arising from curating the profiles of the deceased. We argue that an exclusively commercial approach to data preservation poses important ethical and political risks that demand urgent consideration. We call for a scalable, sustainable, and dignified curation model that incorporates the interests of multiple stakeholders.

Keywords Death Online, Digital Afterlife, Mortality, Ethics, Social Media, Facebook

Word Count 4914 (5437 including references)

We, the Party, control all records, and we control all memories. Then we control the past, do we not? (George Orwell, 1949, p. 313)

Introduction

Internet users leave vast volumes of online data behind when passing away, commonly referred to as *digital remains* (Lingel, 2013). The phenomenon is gaining increasing traction within the academic community (Gotved, 2014), and has sparked scholarly discussions within a number of disciplines, including law (Harbinja, 2013; McCallig, 2013), sociology (Walter, 2015), and philosophy (Öhman &

Floridi, 2017; Stokes, 2015). Despite this breadth of perspectives, current literature is still skewed towards qualitative methodologies. Few studies empirically explore the macroscopic and quantitative aspects of online death, which hinders critical analysis of its larger development.

The lack of quantitative analysis is problematic, not least because researchers (including the authors of this study) often motivate the significance of the subject by alluding to its presumed size and growth (Acker & Brubaker, 2014, p. 10; Harbinja, 2013, p. 21; Öhman & Floridi, 2017, p. 2). While research on philosophical micro-level aspects are illuminating, the global spread of the phenomenon, as well as its future development, remain uncertain. Is social media, as some scholars and news media occasionally claim (Brown, 2013; Ambrosino, 2015), turning into a “digital graveyard”? If so, how is this phenomenon geographically distributed? And perhaps more importantly, what ethical and political challenges would emerge from such development? Despite the somewhat alarming nature of these questions, the academic community has hitherto offered few answers.

To address this lacuna and lay the groundwork for further macroscopic analysis, the current study sets out to estimate the growth of digital remains over the course of the 21st century, using the world’s largest platform – Facebook – as a case study. Facebook’s policy on deceased users has changed somewhat over the years, but the current approach is to allow those next to kin to either memorialize or permanently delete the account of a confirmed deceased user (Facebook, n.d.)¹. The focus of this article, however, is not merely on the memorialized profiles, but on all profiles belonging to deceased profiles, be they memorialized or not. It poses two research questions:

RQ1: How will the number of Facebook profiles belonging to dead users develop over the 21st century?

RQ2: What will be the geographical distribution of dead Facebook profiles?

Our analysis is conducted in two stages, henceforth referred to as Scenarios I and II. In Scenario I, we assume a global freeze on new users joining the network as of 2018 and predict the resulting accumulation of dead profiles for each nation in the world. This effectively sets a ‘floor’ on the possible growth of dead profiles on the network. To carry out the analysis, we use a public dataset of projected mortality from 2000 to 2100, distributed by age group and nationality (United Nations, Department of Economic and Social Affairs, 2017). These data are matched with current Facebook user totals, scraped from Facebook’s audience insights application programming interface (API) for

¹ Users are also encouraged to select a ‘legacy contact’ that will inherit the account upon their death.

each country and age group (see Appendix). This allows us to estimate the number of Facebook users expected to die in any given country-year. In Scenario II, we expand the analysis to a hypothetical scenario for Facebook's future growth, assuming that the network will continue to grow at a pace of 13 percent per year (Facebook, 2018) until it reaches a penetration rate of 90 percent for each country-year-age group. While unlikely, this estimate provides a 'ceiling' for the accumulation of dead profiles. In conjunction with the 'floor' defined in Scenario I, this ceiling defines the window within which we can expect the true number of dead profiles to fall.

In concluding the study, we situate the findings within the larger context of digital preservation (Whitt, 2017). We raise concerns over the current dominance of commercial data management, and warn that it may limit future generations' access to historical data. We argue that profiles of the deceased are valuable in ways that cannot be quantified in purely economic terms, which is why we advocate an explicitly multi-stakeholder approach. If data are preserved solely on the basis of corporate profitability, we warn that non-economic considerations – e.g., the ethical, religious, scientific, and historical value of digital remains – may be neglected. Our future digital heritage as a species is difficult to equate to some monetary price.

Data

Three types of data were used to carry out the analysis: projected mortality over the 21st century, distributed by age and nationality; projected population data over the 21st century, also distributed by age and nationality; and current Facebook user totals for each age group and country.

Mortality rates were calculated based on UN data, which provide the expected number of mortalities and total populations for every country in the world (United Nations, Department of Economic and Social Affairs, 2017). Numbers are available for each age group – 0 to 100, divided into five-year intervals – and all years from 2000 to 2100, likewise divided into five-year intervals. The estimates are based on official data from each country's government, and in some cases external sources (esa.un.org/unpd/wpp/DataSources/). It is unclear from the data how precision varies by country and year – all projections are point estimates, with no standard errors or confidence intervals reported – and so we cannot model the uncertainty of mortality rates over time. For a more detailed account of the UN data, see esa.un.org/unpd/wpp/.

Facebook data were scraped from the company's Audience Insights page (www.facebook.com/ads/audience-insights/) using a custom Python script that extracts Facebook's reported lower and upper bounds for active monthly users by country and age. These estimates are based on the self-reported age of users. Facebook provides lower and upper bounds for all ages and

nationalities. For example, there are between 15 and 20 million 25-year-old Indians on the network.² Since our goal is to estimate the sum of dead profiles rather than evaluate user engagement, our analysis relies on upper bounds as reported by Facebook. This number is almost certainly a conservative estimate of total users, some of whom presumably do not log in on a monthly basis.

Facebook's audience insights API provides by far the most reliable publicly available estimate of the network's size and distribution. Nevertheless, we wish to draw attention to a few limitations of this dataset. Firstly, the function is designed for advertisers seeking to know the size of an audience within some specific demographic, and Facebook explicitly notes that it is not meant to be matched with population data. Likewise, counting only the monthly active users for each age category will inevitably include errors. We expect both false negatives –some users presumably use the site less than once a month – as well as false positives, due to duplicate and fake profiles. Facebook (2017) estimates that roughly 10 percent of active users are duplicates or fake. Unfortunately, it is impossible to say exactly how this affects results without more fine-grained detail on the distribution of errors. Secondly, the data are also limited in that they exclude users under 18, preventing us from evaluating network activity among 13-17 year olds (Facebook requires all users to be at least 13). Due to the relatively low (although varied) mortality rate of this age group, the missing data should not have much impact on the projection until very late in the century. Thirdly, users aged 65+ are all put into the same age category. This gives us less detailed data on penetration rates among the elderly. But as we show in the following section, this problem can be mitigated by extrapolating from a smooth curve fit to data from younger users.

Finally, we wish to emphasize that our model is devoted to the future development of death on Facebook, and therefore leaves out users who have already died and left profiles behind. Estimating the current number of dead profiles would require historical data on the age distribution of Facebook users in various countries, which are currently inaccessible through the site's API. Furthermore, the aim of the study is to depict a larger, long-term trend, in which the current numbers play only an illustrative role.

Methodology

Our methodological approach can be summarized by the following procedure for each country:

- (1) calculate the mortality rate for each age group by dividing total mortalities by total population;

² For the record, it should be noted that while Facebook is popular in most countries, it faces considerable competition from for example VKontakte in Russia, and is almost completely absent in other places (China, North Korea etc.). This however, is not our main concern.

- (2) estimate a function mapping age and year to expected mortality rates (see Fig. 1A);
- (3) estimate a function mapping age to expected active monthly Facebook users (see Fig. 1B);
- (4) multiply the outputs of these two functions to estimate the number of Facebook profiles belonging to dead users (see Fig. 1C); and
- (5) integrate this final function across all age groups to estimate the number of dead profiles for each year.

This pipeline is repeated for each country to get a global estimate in a given year. Projections are summed over several years to get national or global estimates over time.

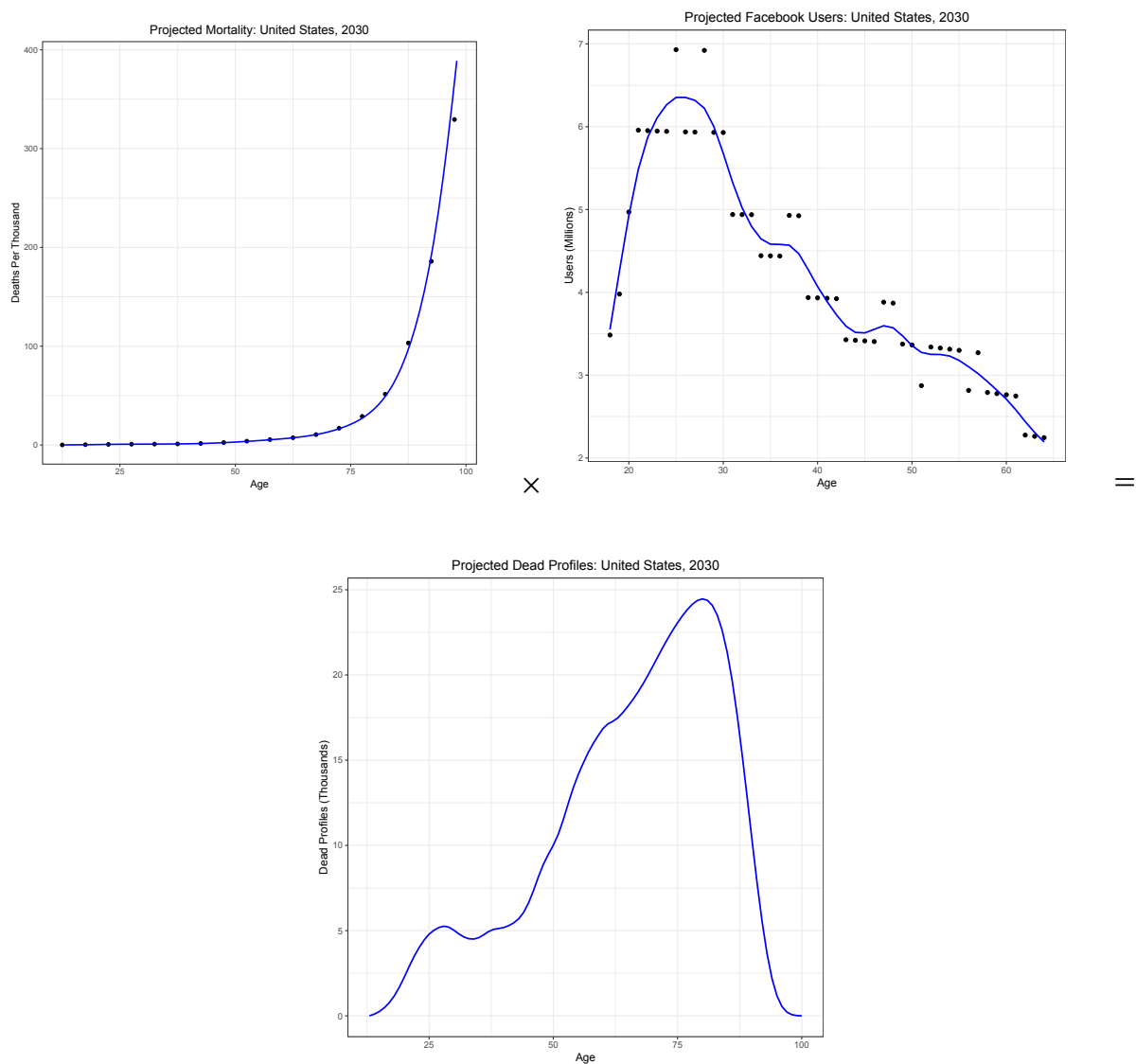


Figure 1. The analysis pipeline under Scenario I for the United States, 2030. (A) Mortality rate is modelled as a function of age. (B) Facebook user totals as a function of age. (C) Predicted values for both functions are multiplied to estimate the number of dead Facebook users. The area under this curve is our projected number of Americans on Facebook who will die in 2030.

For the model outlined in step (2), we logit-transformed mortality rates prior to training and applied the logistic transform to predicted values to map results back to the unit interval. We used a varying coefficient model (Hastie & Tibshirani, 1993) to estimate mortality rates for each country, with the effect of age evolving as a function of time to capture expected changes in life expectancy over the course of the 21st century, as projected by the UN.

The model described in step (3) was trained on 2018 data. We vary projections for future Facebook growth according to two scenarios: (I) *Shrinking*. No new users join the network. All current users remain until their death. (II) *Growing*. The network grows at 13% per year across all markets, with a cap at 90% of the population. To help extrapolate beyond the age of 64, the final age for which Facebook provides monthly active user totals, we anchored all regressions with an extra data point of zero users aged 100. This is almost certainly true in all markets, at least to a first approximation. Alternative anchor points may be justified, but do not have a major impact on results.

All statistical analysis was conducted in R, version 3.5.1 (R Core Team, 2018). Smooth curves were fit to the data using penalized thin plate regression splines (Wood, 2003) as implemented in the *mgcv* package (Wood, 2011; Wood, 2017). These are a class of generalized additive models (GAMs), which provide a remarkably flexible framework for learning nonlinear functions under a wide range of settings (Hastie & Tibshirani, 1990). Maximum basis dimension was fixed at 15 for the mortality models described in step (2) and 40 for the user models described in step (3), although effective degrees of freedom was typically around 10 for all models. Smoothing parameters were estimated using generalized cross-validation (Wood, 2004). A supplemental methods section, including data and code for reproducing all figures and results, can be found online at https://github.com/dswatson/Deaths_on_Facebook.

Findings

As previously noted, the findings we present in this paper only concern the future accumulation of dead profiles (i.e., those who will die between 2018 and 2100). Naturally, many users have already left profiles behind when they passed away. This number, however, is unknown, but should (whatever it is) be added to the plots we present in Scenarios I and II below.

Scenario I

Our first scenario assumes that users will cease joining the network as of 2018. While unlikely, this defines the minimum of the possible development, what we refer to as the floor (see Fig. 2). Attached to the plot is a table with the exact numbers and share of each continent (Table 1).

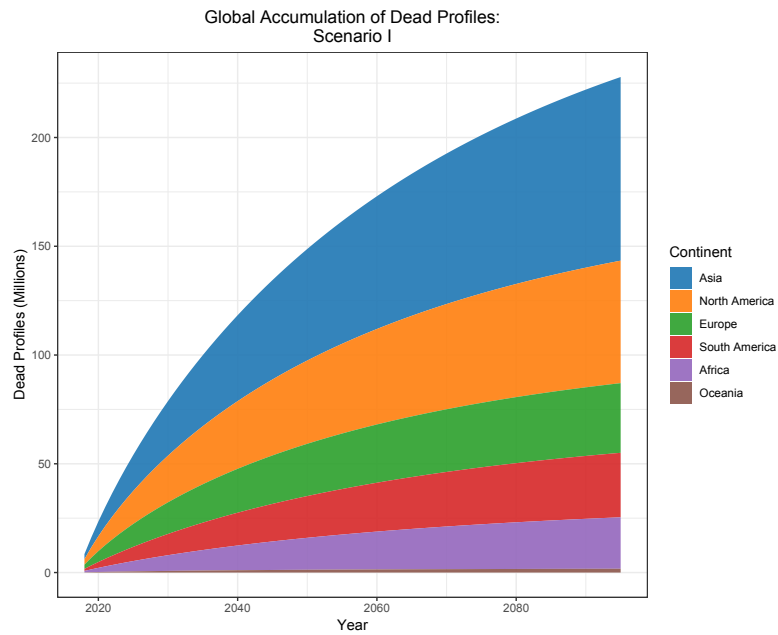


Figure 2: Accumulation of dead profiles Scenario I

Table 1: Geographical distribution of dead profiles Scenario I

Continent	Dead Profiles (Millions)	Share of total
Africa	23.67	10.38%
Asia	84.43	37.06%
Europe	32.03	14.06%
North America	56.31	24.72%
Oceania	1.74	0.76%
South America	29.64	13.01%
World	227.82	100%

According to the plot illustrated in Figure 2, roughly 228 million Facebook users will die by the end of the century – more than one in ten of the 1.96 billion users in our dataset. Under this scenario, however, the number of deaths per year on Facebook rapidly decelerates from a high of nearly 8.5

million in 2018 to 1.1 million by 2100. The annual derivative of the global growth curve remains greater than 4 million through 2035, resulting in over 100 million Facebook profiles of the deceased within the next two decades. The slope levels off considerably after that, however. Note that under this model, the ratio of dead to living users will never exceed 1/7 within this century, which rebuts popular claims (Brown, 2013; Ambrosino, 2015) that the dead will outnumber the living on Facebook within the near future.

The plot further shows that Asia and North America contain the majority of deceased users. While North America holds an initial lead, it is quickly surpassed by Asia, whose dead users outnumber deceased American on the network as early as 2021. After this, Asia is the dominating continent, representing more than one in three dead users globally. However, it is worth noting that the development hinges upon five particularly populous countries. These top five nations alone make up almost half (47 percent) of the global number of dead profiles (see Table 2).

Table 2: Top countries, Scenario I

Country	Dead Profiles (Millions)	Share of total
India	26.80	11.76%
United States	45.68	20.05%
Brazil	13.96	6.13%
Indonesia	11.28	4.95%
Philippines	9.68	4.25%
Other	120.42	52.86%
Total	227.82	100%

Unsurprisingly, this list of countries closely tracks the list of largest Facebook markets. However, it should be noted that only one of these (the US) is part of the West, while three of them are Asian.

Scenario II

Scenario I is highly unlikely. For Facebook to see zero global growth as of 2019 would require some cataclysmic event(s) far more ruinous than the Cambridge Analytica scandal. To define how much higher it can possibly be, the second scenario sets a “ceiling” on the development. The true theoretical ceiling for dead Facebook users is simply the total number of global mortalities, given that the world’s entire population could decide to join Facebook tomorrow. This, however, is too unlikely to be informative even as a hypothetical case. A more relevant assumption is that Facebook will continue to grow at its current pace (13 percent) indefinitely until it reaches a global penetration rate of 90 percent in all markets. As illustrated by Figure 3, this assumption drastically changes the total number of dead users by the end of the century.

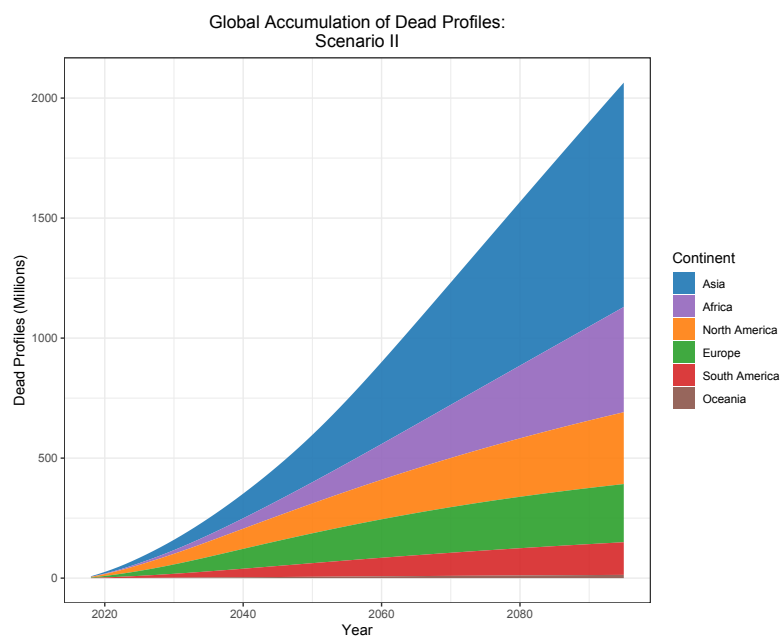


Figure 3: Accumulation of dead profiles Scenario II

Table 3: Geographical distribution of dead profiles, Scenario II

Continent	Dead Profiles (Millions)	Share of total
Africa	438.54	21.24%
Asia	934.80	45.28%
Europe	242.40	11.74%
North America	299.29	14.50%
Oceania	13.58	0.66%
South America	135.90	6.58%
World	2064.60	100%

A continuous growth rate of 13 percent per year with a cap at 90% penetration increases the expected number of dead profiles on Facebook by nearly an order of magnitude. Like Scenario I, the dead profiles do not show any signs of exceeding the living within this century. However, with the continuous growth the proportion is bigger, reaching a maximum of almost three out of ten profiles.

A continuous 13 percent growth rate would not just change the total number of dead users, it would also change their geographical distribution. In Scenario II, Asia's dominance increases to 45 percent – not far from half the users. In second place is Africa with 21 percent, instead of North America, which accounts for just 15 percent of profiles belonging to the dead. The changes are evident in the list of the top five countries (see Table 3).

Table 4: Top countries Scenario II

Country	Dead Profiles (Millions)	Share of total
India	583.65	28.27%
United States	264.77	12.82%
Nigeria	101.25	4.90%
Pakistan	57.26	2.77%
United Kingdom	49.70	2.41%
Other	1056.64	48.82%
Total	2064.60	100%

While the United Kingdom cracks the top five under Scenario II, it is swamped by several of its most populous former colonies. Nigeria is the first African nation to appear in the top five under either Scenario, with more than twice as many projected dead profiles as Great Britain. Only one other European country appears in the top ten – France is ranked 9th with a projected 40.21 million dead profiles – while two other African nations are on the extended list – Egypt with 45.80 million and the Democratic Republic of the Congo with 40.91 million. In other words, a minority of the dead profiles will belong to Western users.

To summarize, both scenarios are implausible. The true number almost certainly falls somewhere between Scenarios I and II, but we can only speculate as to where. While richer data sources may help produce more accurate projections, an exact estimate is almost beside the point. As the large discrepancy between Scenarios I and II illustrates, there is an uncertainty of almost 2 billion users over the course of the next eight decades. However, even in the implausibly conservative event of Scenario I, numbers are large. Facebook will indubitably have hundreds of millions of dead users by the end of the century.

With regards to the geographical distribution, it can be noted that in both scenarios, a handful of countries make up a large proportion of the total sum – mainly India (due to its large population) and

the US (due to its high penetration rates), but also other countries like Nigeria and Brazil will be important stakeholders in this development.

In sum, our model indicates that researchers such as Acker & Brubaker, (2014, p. 10), Harbinja, (2013, p. 21) and Öhman & Floridi, (2017, p. 2), are right to assume that online death is well on its way to becoming a mass phenomenon. Indeed, current qualitative findings (Church & Church, 2016; Kasket, 2012; McEwen & Scheaffer, 2013) are merely the first instances of an emerging global trend which will increase rapidly in magnitude over the course of the century.

Discussion

The projection of growth in dead social media accounts marks the first step toward empirically exploring the macroscopic and quantitative aspects of online death. Our results should be interpreted not as a prediction of the future, but as a commentary on the current development, and an opportunity to shape the future we are headed towards. It is possible that Facebook will unexpectedly go bankrupt in the foreseeable future, thus invalidating the assumptions underlying our models. But this has no bearing on our larger point – namely, that critical discussion of online death and its macroscopic implications is urgently needed. The sudden dissolution of Facebook would arguably make the subject even more important, as the company will be forced to sell or delete all user data. In what follows, we tentatively presume that Facebook or something like it will continue to exist for the foreseeable future.

Surely, each individual that leaves a profile behind represents a unique, often tragic event in its own right. But when aggregated, the totality of these cases amounts to something beyond the sum its parts. The data left by the online dead are, or will at least *become*, part of humanity's shared *digital heritage* (Parry, 2007). As a byproduct of their business model, Facebook is amassing an unprecedented volume of historical resources, which may prove invaluable not only to future historians (Brügger & Schroeder, 2017), but to future generations in general. It is a part of our record and self-understanding as a species.

Unfortunately, however, digital information is more fragile than is sometimes assumed, and future access is far from guaranteed (Whitt, 2017) – even for Facebook itself. File formats change, hardware must be updated, and data need to be continuously stewarded and organized in order to remain useful. As Jeff Rothenberg (1995, p. 1) says, “Digital information last forever—or five years, whichever comes first.” To preserve and maintain the utility of data, they need to be managed and curated, a costly and tedious undertaking for which Facebook's current curation model has not been designed.

Large scale data curation is not technologically impossible. Data processing for newly deceased users could be automated using machine learning, and it is not unlikely that Facebook already has such systems in place. But technological innovation is only part of the solution. Digital preservation scholars Lavoie and Dempsey (2004, p. 229) put it well:

Preserving our digital heritage is more than just a technical process of perpetuating digital signals over long periods of time. It is also a social and cultural process, in the sense of selecting what materials should be preserved, and in what form; it is an economic process, in the sense of matching limited means with ambitious objectives; it is a legal process, in the sense of defining what rights and privileges are needed to support maintenance of a permanent scholarship and cultural record And perhaps most importantly, it is an ongoing, long-term commitment, often shared, and cooperatively met, by many stakeholders.

While Lavoie and Dempsey write primarily for an audience of librarians and archivists, their argument is equally applicable to the case of digital remains on Facebook. They emphasize the connection between the cultural/ethical process of selecting what data are worth preserving, and the economic constraints that induce the question. Floridi (2014) writes along similar lines: “Think of your smartphone becoming too full because you took too many pictures, and make it a global problem.” As Floridi points out, when saving is the default, “the problem becomes what to erase”, which means that “we need a much better understanding of which data are worth preserving and curating.” (2014, p. 21). But how are we to determine what is worth preserving? This requires a normative framework, one or several guiding principles that help us determine the value of data. But indeed, there are many possible candidates for such principle. An object can be appreciated for its sentimental, scientific, religious, or aesthetic values, to list just a few considerations of note.

For firms (such as Facebook), what makes data “worth preserving” is their ability to directly or indirectly contribute to the company’s profit. Data belonging to deceased users may prove valuable for such purposes. For example, the memorialized profiles may still serve the function of attracting living users who visit the profile to mourn. While the traffic generated by mourning relatives may not single-handedly result in enough clicks and exposure to cover the costs of curating the dead, it could still serve the indirect function of appropriating central social functions such as mourning, love, etc. (Öhman & Floridi, 2017). What is more, datasets of digital remains may also be used for training new models and extracting historical insight, which may prove a valuable market advantage. Few legal obstacles stand in the way of such experimentation, as deceased users are not, at least according to current legislation, protected the way living users are (see, for instance, the latest GDPR, which lacks any clear guidelines for handling digital remains). While both the traffic generated by the bereaved and the internal training of new models are possible uses of digital remains, they do not guarantee long-term profitability. If the economic value of dead profiles were ever to become negative, market

forces would compel a rational firm to delete them, or at least to display the data in the most profitable fashion possible.

Market incentives may often overlap with the interests of researchers, consumers, and future generations – but they are by no means identical. As argued by ethicist Michael Sandel (2012), not all values are commensurable. Market mechanisms, which reduce all utility to economic value, may discard certain aspects of goods and services in ways that do not answer to our broader valuation of their worth. As Sandel puts it, all goods cannot “be translated without loss into a single measure or unit of value” (p. 104). For instance, how well will the market reflect the value – all things considered – of our future self-understanding as a species?

Given that digital remains are inherently multivalent – that is, their utility cannot be reduced to a single unit or objective – there is reason to protect these different values from being neglected in the curation process. Here, inspiration can be drawn from the ethics of archaeology. As noted by Young (2012, p. 37):

Rare circumstances can be identified in which one sort of value clearly outweighs others. In most cases, however, careful consideration of several sorts of value is required if we are to arrive at the correct conclusion about who owns or may appropriate archaeological finds.

Applying a similar approach to the digital remains of social media users calls for careful ethical engineering. It requires what one may call *a new macro-ethics* (to lend a term from Floridi, 2013) *of deletion*, a curation model that encompasses and appreciates the various kinds of values involved. In line with Lavoie and Dempsey’s argument, we therefore conclude that multiple stakeholders must be considered when it comes to curating the remains of previous generations online. Facebook is a private corporation and has no legal obligation to share data, but these are nevertheless an invaluable resource for future generations. Furthermore, a concentration of historical data in private hands may prove problematic for political reasons (Öhman, 2018). As Orwell so adroitly observed in *1984*, those who control our access to the past also control how we perceive the present. So, in order to prevent a possibly dystopian future of power asymmetries and distorted historical narratives, the task before us is to design a *sustainable, dignified* solution that takes into account *multiple* stakeholders and values. This inevitably requires a decentralization of control and ownership of our digital heritage.

Academic knowledge will be key in this process. Researchers are charged not just with providing macro-level analyses like the current article, but also with providing qualitative knowledge of how

individuals in different cultures and social settings make sense of death and the digital. When it comes to qualitative research, there is already a rich literature upon which to draw. However, researchers have hitherto mainly focused on North American and European settings – with some notable exceptions (Choudhary, 2018). If the goal is to contribute to a fair and flexible system for curating digital remains, academics must now turn to non-western contexts, where the phenomenon is going to have the most significant presence. While survey data from previous studies do not indicate any radical differences in attitudes toward online death across cultures (Grimm & Chiasson, 2014), a qualitative, nuanced understanding of the role of this fast evolving subject is required. We therefore encourage scholars of online death to turn their gaze to the global south, where our model suggests the phenomenon will be most prevalent in the coming decades.

Conclusion

This study has provided the first rigorous projection of the accumulation of Facebook profiles belonging to the deceased. We have concluded that the dead are indeed *not* about to “take over Facebook” —but that numbers will still be substantial, regardless of Facebook’s further growth. We have argued that the totality of deceased social media users amount to something beyond the sum of individual cases—it is part of our collective record as a species, and may prove invaluable to future generations. We believe that a multi-stakeholder approach is the only way forward. We have also stressed that in crafting such model, qualitative understanding of how different cultures make sense of death and the digital will be key.

The dead may not be taking over Facebook within the foreseeable future, but their presence in cyberspace does nevertheless pose difficult ethical challenges. The onus is on policymakers and industry to rise to this challenge. We look forward to the debates to come.

Literature

Acker, A., & Brubaker, J. R. (2014). Death, memorialization, and social media: A platform perspective for personal archives. *Archivaria*, (77).

Ambrosino, B. 2016. Facebook as a growing and unstoppable graveyard. *BBC.com*, March 14. <http://www.bbc.com/future/story/20160313-the-unstoppable-rise-of-the-facebook-dead> (accessed August 1, 2016).

Brown, K. V. 2016. We calculated the year dead people on Facebook could outnumber the living. *Fusion.net*, April 3. <http://fusion.net/story/276237/the-number-of-dead-people-on-facebook-will-soon-outnumber-the-living/> (accessed August 1, 2016).

- Choudhary, S. (2018). A Virtual Life after Death : An exploratory study with special reference to India, 3(3). International Journal of Scientific Research in Computer Science, Engineering and Information Technology
- Church, S. H. (2013). Digital Gravescapescapes : Digital Memorializing on Facebook Digital Gravescapescapes : Digital Memorializing on Facebook. pp. 184–189
The Information Society 29 <http://doi.org/10.1080/01972243.2013.777309>
- Facebook (n.d.). Report a Deceased Person. Retrieved August 24 from <https://www.facebook.com/help/408583372511972/>
- Facebook (2018). Facebook Reports First Quarter 2018 Results. Retrieved from <https://investor.fb.com/investor-news/press-release-details/2018/Facebook-Reports-First-Quarter-2018-Results/default.aspx>
- Floridi, L. (2014). *The fourth revolution: How the infosphere is reshaping human reality*. OUP Oxford.
- Floridi, L. 2013. *The Ethics of Information*. Oxford: Oxford University Press.
- Gotved, S. (2014). Research review: Death online - alive and kicking. *Thanatos*, 3(1), 112–126.
- Grimm, C., & Chiasson, S. (2014). Survey on the fate of digital footprints after death. *Usec '14*, (February). Retrieved from <https://cs.carleton.ca/sites/default/files/tr/TR-14-01.pdf>
- Harbinja, E. (2013). Does the EU Data Protection Regime Protect Post-Mortem Privacy and What Could Be The Potential Alternatives? *SCRIPTed*, 10(1), 19–38.
<http://doi.org/10.2966/scrip.100113.19>
- Harbinja, E. (2014). Virtual Worlds - A Legal Post-Mortem Account. *SCRIPTed*, 11(3).
<http://doi.org/10.2966/scrip.110314.273>
- Kasket, E. (2012). Being-Towards-Death In The Digital Age. *Existential Analysis: Journal of the Society for Existential Analysis*, 23(2).
- Lingel, J. (2013). The Digital Remains: Social Media and Practices of Online Grief. *The Information Society*, 29(3), 190–195. <http://doi.org/10.1080/01972243.2013.777311>
- McCallig, D. (2013). Facebook after death: an evolving policy in a social network. *International Journal of Law and Information Technology*, 22(2), 107–140.
<http://doi.org/10.1093/ijlit/eat012>
- McEwen, R., & Scheaffer, K. (2013). Virtual mourning and memory construction on facebook: Here are the terms of use. In *Proceedings of the ASIST Annual Meeting* (Vol. 50). <http://doi.org/10.1002/meet.14505001086>

- Öhman, C. (2018) The Grand Challenges of Death in the 21st Century. Swissfuture, Magazin für Zukunftsmonitoring, (01 May). pp. 16-18. Luzern. Available at SSRN: <https://ssrn.com/abstract=3179988>
- Öhman, C., & Floridi, L. (2017). The Political Economy of Death in the Age of Information: A Critical Approach to the Digital Afterlife Industry. *Minds and Machines*.
<http://doi.org/10.1007/s11023-017-9445-2>
- Orwell, G. (1949). *1984*. Retrieved from: https://www.planetebook.com/free_ebooks/1984.pdf
- Parry, R. (2007). *Recoding the museum: Digital heritage and the technologies of change*. Routledge.
- Sandel, M. (2012). What Money Can't Buy: the Moral Limits of Markets. Retrieved from <http://search.proquest.com/docview/1033481078?accountid=14549%5Cnhttp://hl5yy6xn2p.search.serialssolutions.com/directLink?&atitle=WHAT+MONEY+CANT+BUY:+THE+MORAL+LIMITS+OF+MARKETS&author=Lieberman,+Vadim&issn=19465432&title=The+Conference+Board+Review&volu>
- Brügger, N, & Shroeder R., eds. (2017). *The Web as History: Using Web Archives to Understand the Past and the Present*. London: UCL Press.
- Stokes, P. (2015). Deletion as second death: the moral status of digital remains. *Ethics and Information Technology*, 17(4), 1–12. <http://doi.org/10.1007/s10676-015-9379-4>
- United Nations, Department of Economic and Social Affairs, World Population Prospects: The 2017 Revision, custom data acquired via website. (2017).
- Walter, T. (2015). New mourners, old mourners: Online memorial culture as a chapter in the history of mourning. *New Review of Hypermedia and Multimedia*, 21(1–2), 10–24.
<http://doi.org/10.1080/13614568.2014.983555>