

Using Known Information to Accelerate HyperParameters Optimization Based on SMBO

Cheng Daning^{1,3}, Zhang Hanping², Xia Fen², Li Shigang¹, Zhang Yunquan¹

¹*SKL of Computer Architecture, Institute of Computing Technology, CAS*

²*Beijing wisdom uranium Technology Co., Ltd*

³*University of Chinese Academy of Sciences*

Submission Type: Research *

Abstract

Automl is the key technology for machine learning problem. Current state of art hyperparameter optimization methods are based on traditional black-box optimization methods like SMBO (SMAC, TPE). The objective function of black-box optimization is non-smooth, or time-consuming to evaluate, or in some way noisy.

Recent years, many researchers offered the work about the properties of hyperparameters. However, traditional hyperparameter optimization methods do not take those information into consideration.

In this paper, we use gradient information and machine learning model analysis information to accelerate traditional hyperparameter optimization methods SMBO. In our L2 norm experiments, our method yielded state-of-the-art performance, and in many cases outperformed the previous best configuration approach.

1 Introduction

Machine learning algorithms are the most important tools in different industry and research areas. Different machine learning model like GBDT CNN, DNN is widely used in computer vision, image classification, and speech recognition problems.

To gain a satisfied machine learning model, it is necessary to adjust hyperparameters in training process. Some hyperparameters play very important roles in machine learning model's performance, logitistic loss, AUC, classification error in model training phase. Those hyperparameter includes L1, L2 norm in LR and learning rates in stochastic gradient descent algorithms and GBDT.

1.1 The importance of hyperparameters optimization

However, with the development of machine learning and AI technology, machine learning model became more and more complex. Those machine learning model contain huge number of hyperparameters. To adjust those hyperparameters, machine learning workers and researchers have to do tremendous and exhausting work.

To deal with this problem, automl tools is developed in these years such as AutoML in Google, autoWEKA[18] and autosklearn, H2O. Automl tools use different methods to optimize hyperparameters. Those tools reduce machine learning workers and researchers' workload.

1.2 Traditional hyperparameters optimization

To deal with traditional hyperparameters optimization problem, researchers provided different kinds of algorithms: probabilistic methods, e.g. Bayesian optimization[18][8], random optimization methods, e.g. grid search, heuristic algorithm and Neural Networks[11], Fourier analysis, e.g. Harmonica[7] and decision-theoretic methods, e.g. Successive Halving (SH) algorithm and Hyperband[10].

Besides grid search and random search, bayesian optimization algorithms, especially SMBO algorithms[8], are the most widely used hyperparameters optimization methods nowadays[18] [6][8]. Bayesian optimization algorithms are well developed in black-box optimization[9] [15]. Bayesian optimization typically works by assuming the unknown function was sampled from a Gaussian Process. Those methods maintains a posterior distribution for this function as observations are made[16]. SMAC[8] which employs random forest and Gaussian Processes is the state-of-the-art SMBO algorithm in hyperparameter optimization.

*Main part of this work is done by Cheng Daning's part-time job in Beijing Wisdom Uranium Technology Co., Ltd in Beijing.

1.3 The shortage of traditional methods

With the development of black-box optimization and automl technology, researchers proposed different kinds of algorithm in their areas. In black-box optimization area, how to use gradient information is a hot discussed topic[19]. In automl area, meta-learning[2] and the gradient based hyperparameter optimization[13][4] are hot discussed topics.

Although bayesian optimization algorithms achieve satisfied results in convergence speed and output accuracy, yet they do not contain known information, like gradient and model analysis, in their process. Intuitively, Those known information would accelerate convergence process.

1.4 Problem: How to use known information to accelerate bayesian optimization

Although some algorithms use those known information, yet in those methods, they only use parts of known information.

In Bayesian optimization, some work invoke gradient information into Gaussian Process regression, but those methods treat the hyperparameter gradient as prior information. However, in hyperparameter optimization, hyperparameter gradient reflects the character of real hyperparameter-performance function. So, those information should be posterior information in this application. What is more, the computation load is huge for these algorithm.

Model analysis information is mainly use in meta-learning in initial configuration selection instead of in finding optimized hyperparameter process. When the configuration of model and dataset escape from the dataset of meta learning, model analysis information would fail to accelerate hyperparameter optimization.

1.5 Contribution

In this paper, we design algorithm based SMBO and known information: machine learning model analysis information and hyperparameter gradient to accelerate hyperparameter optimization process. In experiments, our methods achieve 200% to 300% than SMAC algorithm in pc4, real-sim, rcv1 datasets.

In section 2, we give brief introduce about SMBO algorithm, Gaussian Process and hyperparameter gradient. In section 3, we describe the detail of methods in our algorithm. In section 4, we present the experimental results in small scale dataset, e.g. pc4, in middle scale dataset, e.g. rcv1 and in large scale dataset, e.g. real-sim dataset on L2 norm optimization.

Our main contributions are summarized as follows:

(1) Based on bayesian optimization, we propose the methods use known machine learning model analysis information to accelerate bayesian optimization process.

(2) Based on bayesian optimization, we proposed the methods use known hyperparameter gradients information to accelerate bayesian optimization process. In this methods, we used the mean function of posterior distribution to fit gradient information instead of used them as prior information.

(3) Our experimental results show that in L2 norm experiments, our methods using machine learning model analysis information and hyperparameter gradients information achieves 200% to 300% convergence speed than SMAC on different scale datasets.

2 Background and Related Work

In this section, we will give brief introduction on SMBO algorithm and recent technology on hyperparameter gradient.

2.1 Preliminaries

Hyperparameter optimization focuses on the problem: learning a performance function $f : \mathcal{X} \mapsto \mathcal{Y}$ with finite \mathcal{Y} . A *learning algorithm* A exposes *hyperparameters* $\lambda \in \Lambda$ which change the way the learning algorithm $A(\lambda)$, like learning rate in SGD, the number of leaves in GBDT.

Given a given learning algorithm A and a limited amount of training data $\mathcal{D} = \{(x_1, h_1), (x_2, y_2), \dots, (x_m, y_m)\}$, the goal of hyperparameters optimization is estimated by splitting \mathcal{D} into disjoint training and validation sets $\mathcal{D}_{train}^{(i)}$ and $\mathcal{D}_{vail}^{(i)}$, learning performance functions f by applying A with $\lambda^* \in \Lambda$ to $\mathcal{D}_{train}^{(i)}$, and evaluating the predictive performance of these functions on $\mathcal{D}_{vail}^{(i)}$. This allows for the hyperparameters optimization problem to be written as:

$$\begin{aligned} \lambda^* &\in \underset{\lambda \in \Lambda}{\operatorname{argmin}} f(\lambda) \triangleq g(A(\lambda), \lambda) \\ &= \frac{1}{k} \sum_{i=1}^k \mathcal{L}(A(\lambda), \mathcal{D}_{train}^{(i)}, \mathcal{D}_{vail}^{(i)}) \\ \text{s.t. } A(\lambda) &\in \underset{\text{model} \in \mathbb{R}}{\operatorname{argmin}} h(\lambda, \text{model}) \end{aligned} \quad (1)$$

where $\mathcal{L}(A, \mathcal{D}_{train}^{(i)}, \mathcal{D}_{vail}^{(i)})$ is the loss (logistic loss, misclassification rate) achieved by A when trained on $\mathcal{D}_{train}^{(i)}$ and evaluated on $\mathcal{D}_{vail}^{(i)}$. We use k-fold cross-validation [18], which splits the training data into k equal-sized partitions $\mathcal{D}_{vail}^{(i)}$

2.2 SMBO and Gaussian Process regression

2.2.1 SMBO

Input: Configuration History \mathcal{H} , initial configuration λ
Output: λ from \mathcal{H} with minimal c
1 initialize model \mathcal{M}_L , $\mathcal{H} \leftarrow \emptyset$;
2 while time budget for optimization hasnot been exhausted do
3 step 1: $\lambda \leftarrow$ candidate configuration from \mathcal{M}_L ;
4 step 2: Compute $f(\lambda)$;
5 step 3: $\mathcal{H} \leftarrow \mathcal{H} \cup \{(\lambda, f(\lambda))\}$;
6 step 4: Update \mathcal{M}_L given \mathcal{H}
7 end

Algorithm 1: SMBO

Hyperparameters optimization can be solved in various ways. Bayesian Optimization[3] is one of the most important algorithms, and in particular Sequential Model-Based Optimization (SMBO)[8].

In SMBO, we do not know the whole information about $f(\lambda)$. We only need to sample different $(\lambda, f(\lambda))$ and build $f(\lambda)$'s response surface model \mathcal{M}_L to gain the minimum of $f(\lambda)$.

SMBO shows its ability on both categorical and continuous hyperparameters optimization, can exploit hierarchical structure stemming from conditional parameters. SMBO first builds a model \mathcal{M}_L that captures the dependence of loss function \mathcal{L} on hyperparameter settings.

SMBO iterates steps is: 1. use \mathcal{M}_L and *acquisition function* to determine a promising candidate configuration; 2. evaluate the loss $f(\lambda)$; 3. update the model \mathcal{M}_L with the new data point $(\lambda, f(\lambda))$

SMAC[8] is a kind of SMBO algorithm. In SMAC, \mathcal{M}_L in algorithm 1 is random forest and *positive expected improvement* is the method which gain next hyperparameters configuration λ , i.e. *acquisition function*. For TPE[1], the \mathcal{M}_L is the Tree-structure Parzen Estimator.

The widest used acquisition function for Gaussian Process SMBO is expected improvement function. In this paper, we use standard expected improvement function[9].

2.2.2 Gaussian Process

Many hyperparameter optimization frameworks often use Gaussian Process as \mathcal{M}_L .

The Gaussian Process (\mathcal{GP}) is a convenient and powerful prior distribution on functions. The GP is defined by the property that any finite set of m points $\{(x_n, y_n) \in \mathcal{X}, \mathcal{Y}\}_{n=1}^m$ induces a multivariate Gaussian distribution on \mathbb{R}^m . The n th of these points is taken to be the function

Table 1: Modeling analysis and Empirical information

Model/Method	hyperparameter	usually\direction
SGD	learning rate	small
GD	learning rate	small
GBDT	number of leaves	large
GBDT	min_data_in_leaf	small
Decision tree	number of leaves	large
-	L1 norm	small
-	L2 norm	small
-	subsample rate	large

value $f(x_n)$, and the elegant marginalization properties of the Gaussian distribution allow us to compute marginals and conditionals in closed form. The support and properties of the resulting distribution on functions are determined by a mean function $m(x) : \mathcal{X} \mapsto \mathbb{R}$ and a positive definite covariance function $k(x, x) : \mathcal{X} * \mathcal{X} \mapsto \mathbb{R}$. The work[14] offers an overview of Gaussian Processes.

2.3 hyperparameter gradient

SMBO algorithm focuses on black-box function optimization. This algorithm does not need $f(\lambda)$'s any detail information.

Many works [4][13] offer gradient based hyperparameter optimization methods. The gradient of hyperparameter can be calculate as follow[13]:

$$\begin{aligned} \nabla f &= \nabla_2 g + (DA)^T \nabla_1 g \\ &= \nabla_2 g - (\nabla_{1,2}^2 h)^T (\nabla_1^2 h)^{-1} \nabla_1 g \end{aligned}$$

Those methods use gradient descent methods. They are different with bayesian optimization methods.

3 Methodology

Although Bayesian optimization methods are well developed recent years, yet traditional bayesian optimization algorithms do not take known information into consideration. In this paper, we design the algorithm based on those information to accelerate convergence speed.

3.1 Using Known Parameter direction information to accelerate black-box optimization in SMBO's step 2

3.1.1 Model information

Black-box optimization methods, like Bayesian optimization, is designed under the condition that the users do not know any information about objective function. However, in practice, the users often gain information about goal

function via experience or rigid math analysis. We list some hyperparameter information as follow:

In meta-learning, those information is used to choose initial configuration in meta-learning dataset. Meta-learning does not exert any influence on hyperparameter optimization process. When the meta-learning dataset is not large enough, meta-learning fails to accelerate hyperparameter

3.1.2 Adjust hyperparameter in SMBO process

In this paper, we propose the algorithm 2. This algorithm use model analysis and empirical information in hyperparameter optimization process.

<p>Input: input Output: λ from \mathcal{H} with minimal c</p> <pre> 1 initialize model $\mathcal{M}_L, \mathcal{H} \leftarrow \emptyset$; 2 while time budget for optimization has not been exhausted do 3 step 1: $\lambda \leftarrow$ candidate configuration from \mathcal{M}_L; 4 step 2: adjust hyperparameter before model training 5 $c_{adjusted} = f(\lambda_{adjusted})$; 6 step 3: adjust hyperparameter in model training 7 $c_{adjusted} = f(\lambda_{adjusted})$; 8 step 4: $\mathcal{H} \leftarrow \mathcal{H} \cup \{(\lambda_{adjusted}, c_{adjusted})\}$; 9 step 5: Update \mathcal{M}_L given \mathcal{H} 10 end</pre>
--

Algorithm 2: SMBO with known model analysis information

The main different between algorithm 1 and algorithm 2 is step 2. In traditional SMBO, the output of step 2 is the performance of the configuration λ predicted by \mathcal{M}_L . However, algorithm 2 adjust the configuration λ in computing $f(\lambda)$ process.

In our method, we mainly use *trial-and-error method* to adjust hyperparameter in training process, i.e. the step 2. Trail-and-error method is different depending on different hyperparameter optimization.

In this paper, we divide hyperparameter into two groups. One part hyperparameter can be adjust in model training process, like learning rate for SGD, the number of leaves in GBDT, xgboost. Those hyperparameters exert influence on convergence speed. Another part of hyperparameter should be adjusted before training model, like $L1$ and $L2$ norm, the choice of kernels. Our method deal with those hyperparameter in different sub-algorithms. Those algorithms are shown in algorithm 3 and algorithm 4.

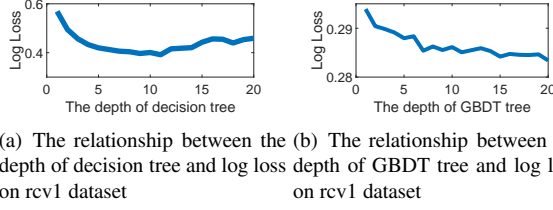
<p>Input: Configuration λ, iteration epoch setting NUM Output: Adjusted Configuration $\lambda_{adjusted}$, Model Performance $c_{adjusted}$</p> <pre> 1 Initial c_{old} as a bad vaule; 2 while forever do 3 counter = 0 ; 4 while counter < NUM do 5 counter++; 6 train model on λ_{old} one step; 7 end 8 compute $c_{current}$ on model; 9 if $c_{current}$ is much better than c_{old} then 10 $c_{current} = c_{old}$; 11 $\lambda_{current} = \lambda_{old}$; 12 adjust λ_{old} towards positive direction; 13 end 14 else 15 break; 16 end 17 end 18 $\lambda_{adjusted} = \lambda_{current}$; 19 $c_{adjusted} = c_{current}$</pre>

Algorithm 3: Adjusting hyperparameter before model training

<p>Input: Configuration λ, machine learning model $model$ Output: Adjusted Configuration $\lambda_{adjusted}$, Model Performance $c_{adjusted}$</p> <pre> 1 Initial $c_{current}$ as a bad vaule; 2 Initial $\lambda_{current} = \lambda$; 3 $c_{old} = c_{current}$; 4 $\lambda_{old} = \lambda_{current}$; 5 while forever do 6 train model on λ_{old} one step; 7 if model is converged then 8 if $c_{current}$ is much better than c_{old} then 9 $c_{current} = c_{old}$; 10 $\lambda_{current} = \lambda_{old}$; 11 adjust λ_{old} towards positive direction; 12 end 13 else 14 break; 15 end 16 end 17 end 18 $\lambda_{adjusted} = \lambda_{current}$; 19 $c_{adjusted} = c_{current}$</pre>

Algorithm 4: Adjusting hyperparameter in model training

Figure 1: The characters of hyperparameter are usually simple and well-studied. Some of those performance functions are close to Unimodal functions or monotone functions



3.1.3 Adjust hyperparameter

In this paper, we name the direction of adjusting hyperparameter as positive direction. For the hyperparameter which is the larger the better, the positive direction is increasing hyperparameter. For the hyperparameter which is the smaller the better, the positive direction is decreasing hyperparameter.

In practice, above two algorithms should be used sequentially, i.e. step 2 and step 3 in algorithm 2, because the hyperparameters adjusted in training, like learning rate, often exert influence on convergence speed. Different configurations should be compared at the same convergent degree.

When we attempt to adjust λ_{old} towards positive direction, we usually directly double the hyperparameter value or halve hyperparameter value by default. However, when we deal with the value like $L1$, $L2$ norm on small size dataset, we should enlarge/reduce the hyperparameter value in a small step length, like increasing 10% or decreasing 10%.

3.1.4 The improvement of performance and stop condition

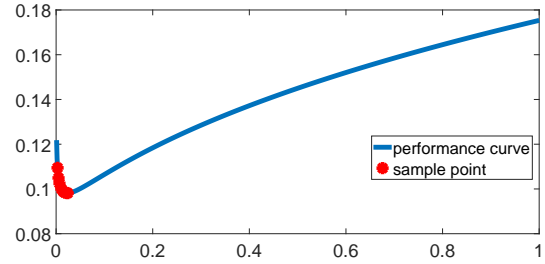
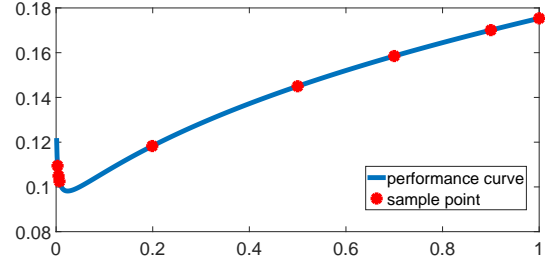
The influence of some hyperparameters to c are monotone function. For example, the fixed point of SGD is closer to minimum of objective function with learning rate's decreasing. However, the increase of model performance would exacerbate the demand of resources and time[12]. It is non-meaningful to cost too much resource on minor performance improvement.

In practice, if the performance improvement is only 10%, we would stop the adjustment loop (Line 9 in algorithm 3 and line 8 in algorithm 4).

3.1.5 Accelerate SMBO process

For majority of hyperparameters, the character is relatively simple and well-studied, figure 1, like learning rate for SGD [5] [20] and the number of leaves for GBDT[17].

Figure 2: When use positive direction methods, the sample point in smbo would be gathered in minimum range



It is easy to know the range which contains the best configuration.

Algorithm 2 samples more configurations λ and their performance in above range via adjusting configuration into positive direction. The \mathcal{M}_L would gain more information about this range, Figure 2. \mathcal{M}_L mainly fit this range which would reduce the cost of resource and gain a better result.

3.2 Using Known Parameter Gradient information to accelerate black-box optimization in SMBO's \mathcal{M}_L

Many researchers proved the methods that compute the gradient of hyperparameter[13]. How to use gradient information into Bayesian optimization algorithms is one of the most hottest topic in machine learning area[19].

SMBO is one of Bayesian optimization algorithms which is designed for hyperparameter optimization. The most commonly used \mathcal{M}_L choices are random forest [8] and Gaussian Process [16]. However, random forest is hard to add gradient information.

3.2.1 Gaussian Process Regression

In this section, we will show our gradient based Gaussian Process method.

In current gradient based Gaussian Process, the gradient information is used as prior information to build

a complex gaussian process[19]. However, in hyperparameter optimization, the gradient information is the local character of $f(\lambda)$, we prefer the gradient information as poster character for the gradient information logically.

When the gradient information can be computed, the SMBO history is

$$\mathcal{H} = \{(\lambda_1, f(\lambda_1), \nabla f(\lambda_1)), \dots, (\lambda_n, f(\lambda_n), \nabla f(\lambda_n))\}$$

We introduce some notes and background before introducing our method. We set λ is the vector whose dimension is d .

$k(x, x')$ is the kernel (covariance) function. We define the vector $\mathbf{f} = (f(\lambda_1), f(\lambda_2), \dots, f(\lambda_n))$ (dimension : $(1 \times n)$) and the vector $\nabla \mathbf{f} = (\nabla f(\lambda_1), \nabla f(\lambda_2), \dots, \nabla f(\lambda_n))$ whose dimension is $(1 \times (d \times n))$.

We define the matrix $\boldsymbol{\lambda} = (\lambda_1, \lambda_2, \dots, \lambda_n)$ whose dimension is $(k \times n)$, kernel matrix $K(\boldsymbol{\lambda}, \boldsymbol{\lambda})$ whose dimension is $(n \times n)$ and gradient kernel matrix $\nabla K(\boldsymbol{\lambda}, \boldsymbol{\lambda})$ whose dimension is $(n \times (d \times n))$ as

$$K(\boldsymbol{\lambda}, \boldsymbol{\lambda}) = \begin{bmatrix} k(\lambda_1, \lambda_1) & k(\lambda_1, \lambda_2) & \cdots & k(\lambda_1, \lambda_n) \\ k(\lambda_2, \lambda_1) & k(\lambda_2, \lambda_2) & \cdots & k(\lambda_2, \lambda_n) \\ \vdots & \vdots & \ddots & \vdots \\ k(\lambda_n, \lambda_1) & k(\lambda_n, \lambda_2) & \cdots & k(\lambda_n, \lambda_n) \end{bmatrix}$$

$$\nabla K(\boldsymbol{\lambda}, \boldsymbol{\lambda}) = \begin{bmatrix} \nabla k(\lambda_1, \lambda_1) & \nabla k(\lambda_1, \lambda_2) & \cdots & \nabla k(\lambda_1, \lambda_n) \\ \nabla k(\lambda_2, \lambda_1) & \nabla k(\lambda_2, \lambda_2) & \cdots & \nabla k(\lambda_2, \lambda_n) \\ \vdots & \vdots & \ddots & \vdots \\ \nabla k(\lambda_n, \lambda_1) & \nabla k(\lambda_n, \lambda_2) & \cdots & \nabla k(\lambda_n, \lambda_n) \end{bmatrix}$$

The vector $K(\lambda^*, \boldsymbol{\lambda})$ is defined $K(\lambda^*, \boldsymbol{\lambda}) = (k(\lambda^*, \lambda_1), k(\lambda^*, \lambda_2), \dots, k(\lambda^*, \lambda_n))$.

In traditional Gaussian Process Regression with noise-free observations, the mean $m(\lambda^*) = \sum_{i=1}^n \gamma_i k(\lambda_i, \lambda^*)$, i.e. $m(\lambda^*) = \gamma K(\boldsymbol{\lambda}, \boldsymbol{\lambda})^{-1} \mathbf{f}$. $var(\lambda^*) = k(\lambda^*, \lambda^*) - K(\boldsymbol{\lambda}, \lambda^*) K(\boldsymbol{\lambda}, \boldsymbol{\lambda})^{-1} K(\boldsymbol{\lambda}, \lambda^*)$. The Gaussian Process is $\mathcal{N}(m(\lambda^*), var(\lambda^*))$.

3.2.2 Gradient based Gaussian Process Regression

Mean function The basic idea for our gradient based Gaussian Process is that find the Gaussian Process regression whose the gradient of mean function is close to the observations.

In traditional Gaussian Process, the mean function $m(\lambda)$ is the fitting function using kernel functions as basis. The variance function exhibits the distance between the predict point and observation point.

To implement the above base, the initial idea is to combine different kernels with different coefficient to fit following equation 4, 3. When the number of kernel is equal

Input: kernel K_1, K_2 ; Histroy \mathcal{H} which contains $\boldsymbol{\lambda}$ and \mathbf{f}

Output: Gaussian Process \mathcal{GP} with mean function $m(x)$; covariance function $var(x)$

1 Choose the kernel $k_1(\cdot, \cdot)$ and $k_2(\cdot, \cdot)$;

2 Compute the vector $\boldsymbol{\alpha}$ and $\boldsymbol{\beta}$

$$\begin{aligned} \boldsymbol{\alpha}(\nabla K_1(\boldsymbol{\lambda}, \boldsymbol{\lambda}) - K_1(\boldsymbol{\lambda}, \boldsymbol{\lambda}) K_2^{-1}(\boldsymbol{\lambda}, \boldsymbol{\lambda}) \nabla K_2(\boldsymbol{\lambda}, \boldsymbol{\lambda})) \\ = \nabla \mathbf{f} - \mathbf{f} K_1(\boldsymbol{\lambda}, \boldsymbol{\lambda}) K_2^{-1}(\boldsymbol{\lambda}, \boldsymbol{\lambda}) \nabla K_2(\boldsymbol{\lambda}, \boldsymbol{\lambda}) \quad (2) \\ \boldsymbol{\beta} K_2(\boldsymbol{\lambda}, \boldsymbol{\lambda}) = \mathbf{f} - \boldsymbol{\alpha} K_1(\boldsymbol{\lambda}, \boldsymbol{\lambda}) \end{aligned}$$

3 The equation 2 is overdetermined equation which is solved via least square method.;

4 $m(\lambda^*) = \boldsymbol{\alpha} K_1(\lambda^*, \boldsymbol{\lambda}) + \boldsymbol{\beta} K_2(\lambda^*, \boldsymbol{\lambda})$;

5 $var(\lambda^*) = k_1(\lambda^*, \lambda^*) + k_2(\lambda^*, \lambda^*) - K_1(\boldsymbol{\lambda}, \lambda^*) K_1^{-1}(\boldsymbol{\lambda}, \boldsymbol{\lambda}) K_1(\boldsymbol{\lambda}, \lambda^*) - K_2(\boldsymbol{\lambda}, \lambda^*) K_2^{-1}(\boldsymbol{\lambda}, \boldsymbol{\lambda}) K_2(\boldsymbol{\lambda}, \lambda^*)$;

6 return $\mathcal{N}(m(\lambda^*), var(\lambda^*))$;

Algorithm 5: Gradient based Gaussian Process regression

to the dimension of $\nabla \mathbf{f}$, the mean function can reflect all observed information, including point and gradient observed value.

$$\mathbf{f} = \boldsymbol{\alpha}_1 K_1(\boldsymbol{\lambda}, \boldsymbol{\lambda}) + \boldsymbol{\alpha}_2 K_2(\boldsymbol{\lambda}, \boldsymbol{\lambda}) + \dots \boldsymbol{\alpha}_{d+1} K_{d+1}(\boldsymbol{\lambda}, \boldsymbol{\lambda}) \quad (3)$$

$$\nabla \mathbf{f} = \boldsymbol{\alpha}_1 \nabla K_1(\boldsymbol{\lambda}, \boldsymbol{\lambda}) + \boldsymbol{\alpha}_2 \nabla K_2(\boldsymbol{\lambda}, \boldsymbol{\lambda}) + \dots \boldsymbol{\alpha}_{d+1} \nabla K_{d+1}(\boldsymbol{\lambda}, \boldsymbol{\lambda}) \quad (4)$$

Multi Gaussian Process and variance function The essence of combination of kernel on mean function is the Gaussian Process combination, i.e.

$$\mathcal{M}_L = \mathcal{GP}_{combine} = \mathcal{GP}_{k_1} + \mathcal{GP}_{k_2} + \dots + \mathcal{GP}_{k_{d+1}}$$

where \mathcal{GP}_{k_1} stands for the Gaussian Process which is regressed by kernel $k_1(\cdot, \cdot)$. Above view shows that the observation is produced by the sum of different Gaussian Process. Those Gaussian Process is regressed by different kernel.

Compared with traditional Gaussian Process regressed by one kernel, Gaussian Process combination have more free degree: this method have $d+1$ variable $\boldsymbol{\alpha}$. Those free degree help our method to fit observation information like gradient and point value.

The variance function of those Gaussian Process reflect the distance of prediction point λ^* and observation point λ_i . Thus, for \mathcal{GP}_{k_i} , the mean function: $m_i(\lambda^*) = \boldsymbol{\alpha}_i K_i(\lambda^*, \boldsymbol{\lambda})$, variance function is $var_i(\lambda^*) = k_i(\lambda^*, \lambda^*) - K_i(\boldsymbol{\lambda}, \lambda^*) K_i(\boldsymbol{\lambda}, \boldsymbol{\lambda})^{-1} K_i(\boldsymbol{\lambda}, \lambda^*)$. For the

sum of Gaussian Process is still a Gaussian Process, the $\mathcal{GP}_{combine}$ is $\mathcal{N}(\sum_{i=1}^{d+1} m_i(\lambda^*), \sum_{i=1}^{d+1} var_i(\lambda^*))$

Approximate and reduce computation load Although RBF (radial basis functions) kernel satisfy all requirements in above section (like Polyharmonic spline functions), the computation load is still our concern. What is more, as we can see in Figure 1, the performance curve is not a smooth curve. The gradient reflect the local information instead of general trend of performance curve. Accurate gradient information and fitting brings negative influence in Gaussian Process regression and increases computation load. A appropriate Approximation is needed before running algorithm.

In our method, we approximate gradient information via reducing the number of kernel and use least square method to deal with gradient equation, i.e. equation 4.

The algorithm5 shows our method which uses 2 kernels. This algorithm is to solve following equation set.

$$\mathbf{f} = \alpha K_1(\lambda, \lambda) + \beta K_2(\lambda, \lambda) \quad (5)$$

$$\nabla \mathbf{f} = \alpha \nabla K_1(\lambda, \lambda) + \beta \nabla K_2(\lambda, \lambda) \quad (6)$$

For the final Gaussian Process, we expect the $m(x)$ can present the character of observations, i.e. $m(\lambda_i) = f(\lambda_i)$, $\nabla m(\lambda_i) \approx \nabla f(\lambda_i)$.

The gradient information contains too much information in equ6(the dimension of $\nabla \mathbf{f} \geq 2$). which eq 6 is overdetermined equation in practice.

To solve above problem, we use equ 2 to find the least square solution (α, β) in sub-space consist of equ 3.

It is worth to note that it is worry to use least square method to solve equation 7, because the solution may escape the sub-space consist of equ 3.

$$[\mathbf{f}, \nabla \mathbf{f}] = [\alpha, \beta] \begin{bmatrix} K_1(\lambda, \lambda) & \nabla K_1(\lambda, \lambda) \\ K_2(\lambda, \lambda) & \nabla K_2(\lambda, \lambda) \end{bmatrix} \quad (7)$$

4 Experiment

In this paper, we compare the empirical performance of our method.

4.1 dataset

In this paper, we choose small dataset: pc4 in openml, middle dataset: rcv1 and large dataset in libsvm. The information of dataset is shown in table 2.

In all cases, the dataset is randomly split in three equally sized parts: a train set, which contains 50% samples in dataset, test which contains 30% samples in datasets and a validation set which contain 20% samples in datasets.

Table 2: The information of datasets

dataset	#feature	#size	feature range	sparsity
real-sime	20958	72309	(0,1)	0.19%
rcv1	47236	20242	(0,1)	about 0.9%
pc4	38	1458	(0,10000)	about 90%

4.2 Experiment Setting

4.2.1 Problem

In our experiment, we will solve the problem that the regularization parameter in the L2 norm logistic regression model, because it is easy to gain the hyperparameter gradient of L2 norm. In this case, the loss function of the inner optimization problem, i.e. $h(\lambda)$, is the regularized logistic loss function. In the case of classification, the outer cost function is logistic loss function, i.e. equation 8. Logistic loss function would overcome the problem that zero-one loss is non-smooth loss function[4].

$$\begin{aligned} \underset{\lambda \in \Lambda}{\operatorname{argmin}} \quad & \sum_{i=1}^m \Phi(x_i y_i^T A(\lambda)) \\ \text{s.t. } A(\lambda) \in \quad & \underset{\mathbf{model} \in \mathbb{R}}{\operatorname{argmin}} \Phi(x_i y_i^T \mathbf{model}) + \lambda \|\mathbf{model}\|^2 \end{aligned} \quad (8)$$

Where Φ is the logistic loss, i.e. $\Phi(t) = \log(1 + e^{-t})$.

The solver used for the inner optimization problem of the logistic regression problem is stochastic gradient descent[5]. In our problem, we set the search range is $\lambda \in [0, 1]$.

4.2.2 Kernel

In this paper, for the dimension of hyperparameter, i.e. λ , is one, we can at most choose two kernel in our gradient Gaussian Process method: Gaussian radial basis function $k_2(x_1, x_2) = \exp(-\|x_1 - x_2\|^2)$ and cubic radial basis function $k_1(x_1, x_2) = \|x_1 - x_2\|^3$ [15].

In our experiment, the inverse K_2 matrix calculation is the key in algorithm. However, the accuracy of K_2^{-1} based on cubic radial basis function would be reduced for $\lambda \in [0, 1]$. Thus, we choose Gaussian radial basis function as $k_2(\cdot, \cdot)$.

4.2.3 Positive direction parameters

In experiments, we set NUM is 10^6 for the model would be close to convergent model under this setting. To show different performance on different parameters setting, the stop condition is improvement 0% (accept $\lambda_{current}$ when $f(\lambda_{current}) < \lambda_{old}$), and improvement 20% (accept $\lambda_{current}$ when $f(\lambda_{current}) < 0.8f(\lambda_{old})$).

For $L2$ norm is usually small, the positive direction is towards to zero. In our experiments, we use $\lambda_{current} = \frac{1}{2}\lambda_{current}$ as the methods in which we adjust λ towards positive direction.

4.2.4 Comparison with other hyperparameter optimization methods

We now compare against other hyperparameter optimization methods. The methods against which we compare are:

- *SMAC* state of art method. Sequential model-based optimization using random forest. SMAC is the core algorithm in *autosklearn*.

As initialization for this method, the first configuration is $\lambda = 1$. we choose 4 challenger in one epoch, using intensify process choose the best one challenger (the default setting of *autosklearn*). The acquisition functions in this our experiments is expected improvement function.

- *Our method* In this paper, we modified the *autosklearn* framework. To show different performance on different parameters setting, we use improvement 0% and improvement 20% stop condition settings. In experiments, the first method is named as GradGP&Pos. The second one is named as GradGP&Pos0.2.

As initialization for this method, the first configuration is $\lambda = 1$. we choose 4 challenger in one epoch, and use intensify process choose the best one challenger (the default setting of *autosklearn*). The acquisition functions in this our experiments is expected improvement function.

- *Grid Search* common methods. The method we present in this paper, with an exponentially decreasing tolerance sequence. In the interval $[0, 1]$, we sample the 20 λ configurations uniformly. We compute the performance $f(\lambda)$ serially from $\lambda = 1$ to $\lambda = 0$.
- *Random Search* common method. This is the random search method samples the hyperparameters from a predefined distribution. We choose to samples from a uniform distribution in the interval $[0, 1]$. To make the all methods have almost the same initial value, the first epoch we compute the performance with $\lambda = 1$.
- *HOAG* state of art method. The hyperparameter optimization method based on gradient. The method is similar to gradient descent. In each epoch, the hyperparameter is adjust towards gradient direction. In this case, we use the modified HOAG frame work[13].

Figure 3: Different performance on Pc4 dataset

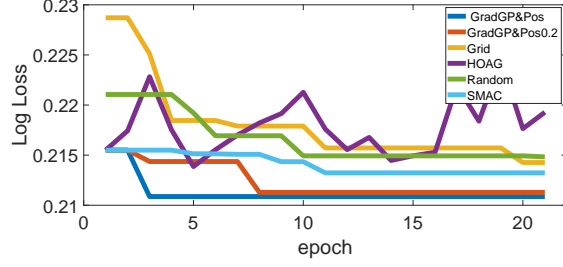
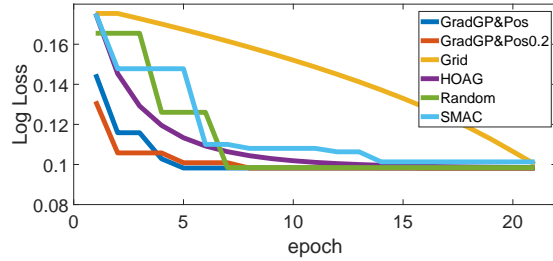


Figure 4: Different performance on rcv1 dataset



As initialization for this method, the first configuration, λ , is $\lambda = 1$. To gain the fastest convergence speed in epoch, we set the $\epsilon_k = 10^{-12}$. To measure the HOAG's convergence speed, we learned the performance curve before HOAG experiments. Based on the Lipschitz constant in $[0, 1]$, we set the step length in HOAG is fixed 10^{-3} in all experiments.

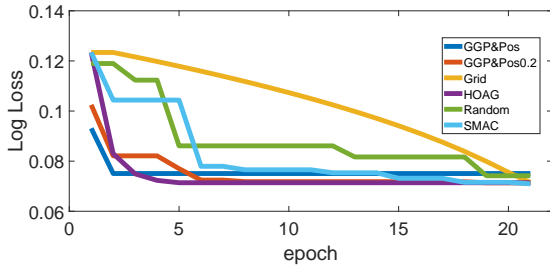
4.3 Experimental Result and Analysis

Figure 3 shows the experimental results on pc4 dataset. In this case, our methods achieve the fastest convergence speed and find the best hyperparameter. The output from SMAC is the suboptimal. For the dataset scale is small, the character of performance curve in this case is unstable and multimodal function. HOAG shows a bad performance. The output of HOAG does not appear convergence.

Figure 4 shows the experimental results on rcv1 dataset. In this case, our methods achieve the fastest convergence speed and find the best hyperparameter. The character of performance curve in this case is relatively stable and close to unimodal function. The output from HOAG is the suboptimal. The output of SMAC is the almost to random search, because SMAC needs more sample points to build whole curve information.

Figure 5 shows the experimental results on real-sim dataset. In this case, HOAG and our methods achieve the fastest convergence speed and find the best hyperparameter.

Figure 5: Different performance on real-sim dataset



ter.

Via the Analysis of the results from GradGP&Pos and GradGP&Pos0.2, we gain the conclusion about early stop condition that when the curve is unstable, the stop condition should be sensitive to the performance change.

5 Conclusion

In this paper, we use known information: machine learning model analysis information and hyperparameter gradient information to accelerate hyperparameter optimization process. In experiments, our methods achieve 200% to 300% than SMAC algorithm in pc4, real-sim, rcv1 datasets.

6 Acknowledgement

This work was supported by the National Natural Science Foundation of China under Grant No. 61502450, Grant No. 61432018, Grant No. 61521092, and Grant No. 61272136; National Major Research High Performance Computing Program of China under Grant No. 2016YFB0200800.

References

- [1] J. Bergstra and Y. Bengio. Algorithms for hyperparameter optimization. In *International Conference on Neural Information Processing Systems*, pages 2546–2554, 2011.
- [2] P. Brazdil. *Metalearning: Applications to data mining*. Cognitive Technologies, 2009.
- [3] E. Brochu, V. M. Cora, and N. De Freitas. A tutorial on bayesian optimization of expensive cost functions with application to active user modeling and hierarchical reinforcement learning. *arXiv: Learning*, 2010.
- [4] C. B. Do, C. S. Foo, and A. Y. Ng. Efficient multiple hyperparameter learning for log-linear models. In *International Conference on Neural Information Processing Systems*, pages 377–384, 2007.
- [5] J. C. Duchi. *Introductory Lectures on Stochastic Convex Optimization*. Park City Mathematics Institute, Graduate Summer School Lectures, 2016.
- [6] M. Feurer, A. Klein, K. Eggenberger, J. T. Springenberg, M. Blum, and F. Hutter. Efficient and robust automated machine learning. pages 2962–2970, 2015.
- [7] E. Hazan, A. Klivans, and Y. Yuan. Hyperparameter optimization: A spectral approach. 2017.
- [8] F. Hutter, H. H. Hoos, and K. Leyton-Brown. Sequential model-based optimization for general algorithm configuration. In *Learning and Intelligent Optimization - International Conference, Lion 5, Rome, Italy, January 17-21, 2011. Selected Papers*, pages 507–523, 2012.
- [9] D. R. Jones, M. Schonlau, and W. J. Welch. Efficient global optimization of expensive black-box functions. *Journal of Global Optimization*, 13(4):455–492, 1998.
- [10] L. Li, K. Jamieson, G. Desalvo, A. Rostamizadeh, and A. Talwalkar. Hyperband: A novel bandit-based approach to hyperparameter optimization. *Journal of Machine Learning Research*, 18:1–52, 2016.
- [11] H. Mendoza, A. Klein, M. Feurer, J. T. Springenberg, and F. Hutter. Towards automatically-tuned neural networks. pages 58–65, 2016.
- [12] P. Mineiro and N. Karampatziakis. Loss-proportional subsampling for subsequent erm. In *International Conference on Machine Learning*, pages 522–530, 2013.
- [13] F. Pedregosa. Hyperparameter optimization with approximate gradient. In *International Conference on International Conference on Machine Learning*, pages 737–746, 2016.
- [14] C. E. Rasmussen and H. Nickisch. *Gaussian Processes for Machine Learning (GPML) Toolbox*. JMLR.org, 2010.
- [15] R. G. Regis and C. A. Shoemaker. Constrained global optimization of expensive black box functions using radial basis functions. *Journal of Global Optimization*, 31(1):153–171, 2005.

- [16] J. Snoek, H. Larochelle, and R. P. Adams. Practical bayesian optimization of machine learning algorithms. In *International Conference on Neural Information Processing Systems*, pages 2951–2959, 2012.
- [17] P. Sun, T. Zhang, and J. Zhou. A convergence rate analysis for logitboost, mart and their variant. pages 1251–1259, 2014.
- [18] C. Thornton, F. Hutter, H. H. Hoos, and K. Leyton-brown. Auto-weka: combined selection and hyperparameter optimization of classification algorithms. *knowledge discovery and data mining*, pages 847–855, 2013.
- [19] J. Wu, M. Poloczek, A. G. Wilson, and P. I. Frazier. Bayesian optimization with gradients. 2017.
- [20] M. Zinkevich, M. Weimer, L. Li, and A. J. Smola. Parallelized stochastic gradient descent. pages 2595–2603, 2010.