

High Speed Tracking With A Fourier Domain Kernelized Correlation Filter

Mingyang Guan, Zhengguo Li, *Senior Member, IEEE*, Renjie He, and Changyun Wen, *Fellow, IEEE*

Abstract—It is challenging to design a high speed tracking approach using ℓ_1 -norm due to its non-differentiability. In this paper, a new kernelized correlation filter is introduced by leveraging the sparsity attribute of ℓ_1 -norm based regularization to design a high speed tracker. We combine the ℓ_1 -norm and ℓ_2 -norm based regularizations in one Huber-type loss function, and then formulate an optimization problem in the Fourier Domain for fast computation, which enables the tracker to adaptively ignore the noisy features produced from occlusion and illumination variation, while keep the advantages of ℓ_2 -norm based regression. This is achieved due to the attribute of Convolution Theorem that the correlation in spatial domain corresponds to an element-wise product in the Fourier domain, resulting in that the ℓ_1 -norm optimization problem could be decomposed into multiple sub-optimization spaces in the Fourier domain. But the optimized variables in the Fourier domain are complex, which makes using the ℓ_1 -norm impossible if the real and imaginary parts of the variables cannot be separated. However, our proposed optimization problem is formulated in such a way that their real part and imaginary parts are indeed well separated. As such, the proposed optimization problem can be solved efficiently to obtain their optimal values independently with closed-form solutions. Extensive experiments on two large benchmark datasets demonstrate that the proposed tracking algorithm significantly improves the tracking accuracy of the original kernelized correlation filter (KCF [1]) while with little sacrifice on tracking speed. Moreover, it outperforms the state-of-the-art approaches in terms of accuracy, efficiency, and robustness.

Index Terms—Kernelized correlation filter, Fourier domain, Visual tracking, Analytic solution, Huber loss

I. INTRODUCTION

Visual object tracking is one of the fundamental research problems in computer vision, with a wide range of applications such as vehicle tracking and robotic navigation. Despite great progress has been made in recent years [1], [2], [3], [4], [5], [6], due to numerous factors in real applications such as computational cost, there are still some challenging problems when a practical visual tracking system is designed to meet low computational cost requirements from an embedded system like robotic system for example.

Recently, correlation filter was introduced into visual community, which has pushed forward the research on visual object tracking. Many correlation filter based trackers were proposed,

see [1], [2], [3] for examples, and achieved satisfactory performance on robustness, accuracy and tracking speed. Bolme *et al.* [2] firstly proposed a correlation filter based tracker, called Minimum Output Sum of Squared Error (MOSSE). Henriques *et al.* [1] improved the performance of MOSSE by taking advantage of the Kernel Trick to classify on richer non-linear feature spaces, that MOSSE could not handle. Danelljan *et al.* [3] further improved the correlation filter based tracker by applying the technology in the MOSSE to handle the scale variation of the object. To prevent the training from overfitting, a ℓ_2 -norm regularization term is defined in [1] and [3]. It is well known that ℓ_2 -norm regularization based regression guarantees high computational efficiency because an analytical solution can be obtained. However, the target appearance may change significantly in various situations, such as occlusion and illumination variation. A robust regularization is required to keep the tracker responding to these challenges reliably, and at the meantime avoid the overfitting.

Compared with ℓ_2 -norm, the ℓ_1 -norm is more robust to resistance the outliers as it is able to ignore extreme coefficients. In addition, the ℓ_1 -norm can achieve a sparsity parameter space, which could improve the discriminative of the target against the surrounding background. A detail comparison between them is shown in Table I. Based on Table I, it might be a good trial to combine the advantages of ℓ_1 -norm with those of ℓ_2 -norm to handle various challenges in visual tracking. This is triggered by the fact that lots of pixels near the target are noisy due to occlusion and illumination variation. These distractions will produce fake responses over the search region, leading to an inaccurate target location.

TABLE I: Differences of ℓ_2 regression and ℓ_1 regression

	ℓ_2 regression	ℓ_1 regression
robustness	not very robust	robust
stability	stable solution	unstable solution
number of solution	one	possible multiple
feature selection	no	built-in
sparsity	non-sparse	sparse
complexity	low (analytic solution)	high

In the past years, various research works were conducted to build a robustness visual tracker by exploiting the advantage of ℓ_1 -norm. For example in [7] and [8], sparse representation was explored by solving a ℓ_1 -norm regularized least squares problem. Sui *et al.* [9] studied the influence of ℓ_1 -loss and ℓ_2 -loss functions on the performance of correlation filter based

M. Guan, R. He, and C. Wen are with the School of Electrical and Engineering, College of Engineering, Nanyang Technological University, Singapore 639798 (e-mail: guan0050@e.ntu.edu.sg; renjie.he@ntu.edu.sg; ceywen@ntu.edu.sg).

Z. Li is with the Department of Signal Processing, Institute for Infocomm Research, Singapore 138632 (e-mail:ezgli@i2r.a-star.edu.sg).

tracker. They proposed three different sparsity related loss functions and an iterative method is adopted to approximate the ℓ_1 -norm based optimization problem. Similar to [9], we also aim to improve the robustness of the correlation filter based tracker by taking the advantage of the sparsity attribute of ℓ_1 -norm. Due to the non-differentiability of ℓ_1 -norm, it is usually difficult to obtain a closed-form solution for the optimization problem.

Inspired by the Huber loss function [10] which combines the squared loss with absolute-value loss function, a novel regularization term with sparsity constraint is introduced in this paper to enhance the robustness and accuracy of the visual tracker. The optimization problem is formulated in the Fourier Domain for fast computation. This can be achieved due to the attribute of Convolution Theorem that the correlation in spatial domain corresponds to an element-wise product in the Fourier domain. Thus the ℓ_1 -norm optimization problem could be decomposed into multiple sub-optimization spaces in the Fourier domain and be solved efficiently to avoid the time-consuming process. On the other hand, the optimized variables in the Fourier domain are complex. It is impossible to use the ℓ_1 -norm if the real and imaginary parts of the variables cannot be separated. Fortunately, they are well separated in the proposed optimization problem formulation, which enables their optimal values to be obtained independently. Due to the convex and differentiable characteristics of the Huber loss function, an efficient closed-form solution is given and discussed for the proposed regularization terms in this paper. The proposed tracker keeps advantages of both ℓ_1 - and ℓ_2 -norms. The scale estimation in the DSST [3] was adopted to further improve the performance of the proposed tracker.

With the proposed novel solution for sparsity constraint regularization term, the tracker is able to obtain a more robust tracking performance compared with most popular correlation filter based trackers developed recently. Our proposed scheme is tested on frequently used benchmark datasets OTB-50 [11]. It is shown from the experimental results presented in Section IV that the proposed tracking method yields significant improvements over the state-of-the-art trackers under various evaluations conditions, while the tracking speed for the proposed tracker is reduced little compared with KCF [1] and DSST [3]. Therefore, the proposed tracker can be adopted to design a real time navigation system for mobile robots without any precise maps. The visual tracker will be used to determine the moving direction for a robot, just like head-orientation cells for mammals [12]. The rest of this paper is organized as below. Relevant works are presented in Section II. Its performance is evaluated in Section IV. Finally, concluded remarks are given in Section V.

II. RELATED WORKS

In this section, we briefly review tracking methods closely related to this work.

A. Tracking-by-detection

The tracking problem in some cases are treated as a tracking-by-detection problem, which repeatedly detects the target in a local/global window. A binary classification is learned online to find a decision boundary which has highest similarity with the given target. Lots of attentions were paid to learn a more discriminative model with less ambiguity to reduce model drifts, thus improve the tracking accuracy, such as, multiple instance learning [13], semi-supervised learning [14], support vector machine (SVM) [4], [5], [6] and P-N learning [15] for examples. Avidan [16] combined the SVMs and boosting algorithms as classifiers respectively for visual tracking. Babenko *et al.* [13] proposed to address the ambiguity of target appearance by applying an online instance learning algorithm to train a discriminative model from multiple instances of the target. Kalal *et al.* [15] decomposed the tracking task into tracking, learning, and detection, where the detection model is online trained from a random forest method. Hare *et al.* [4] employed a kernelised structured output SVM to explicitly express the tracking problem as a joint structured output prediction. Zhang *et al.* [5] proposed to learn a multi-expert restoration scheme where each expert is constituted with its historical snapshot, thus the best expert is selected to locate the position of target based on a minimum entropy criterion. However, the tracking efficiency is a possible issue for the trackers based on tracking-by-detection strategy, due to plenty of candidate samples needed to be classified at each tracking frame while the tracking speed is significantly important for some applications, such as real time robotic navigation without a precise map.

B. Correlation Filter (CF) Based Tracking

Recently, correlation filters were widely used in visual tracking [2], [17], [1], [3], [18], [19], [20], [21], [22], [23]. CF-based trackers regress all the circular-shifted samples of input features to a Gaussian shaped regression labels with high computational efficiency based on the property of the circulant matrix in the frequency domain so as to transfer the time-consuming convolutional operation to element-wise product, which at the meantime achieves satisfactory tracking performance in computational efficiency and accuracy. Bolme *et al.* [2] initially applied correlation filter to visual tracking by minimizing the total squared error on a set of gray-scale patches. Henriques *et al.* [24] improved the performance by exploiting the circulant structure of adjacent image patches to train the correlation filter. Further improvement was achieved by proposing kernelized correlation filters (KCF) using kernel-based training and histogram of oriented gradients (HOG) features [1]. Danellijan *et al.* [3] proposed adaptive multi-scale correlation filters to cover the scale change of the target. The trackers in [1] and [3] can be regarded as the baseline of CF-based trackers, which push forward the research on visual object tracking. Many research works were conducted to improve the performance of CF trackers by applying additional discriminate model [18], [25], [17], [23], incorporating with

convolutional neural network [26], [20], [27] and reformulating the optimal function with new characteristics [28], [29], [22], [30].

a) CF trackers with additional discriminate model: Some researchers improved performance of CF-based tracker by introducing additional discriminate models to alleviate the model drifts [18], [25], [17], [23], through averting poor model updating or re-locating the target and reinitializing tracking model. In this case, the tracker can tolerate certain amount of consecutive noisy sequences, including occlusion, motion blur and so on. Ma *et al.* [18] estimated the confidence of current tracking state based on the response from correlation filter to detect tracking failures and a random forest classifier is trained to re-detect the target. Bertinetto [17] complemented the correlation filter with a colour statistics model of the target to address the deformation sensitive of CF-based tracker. Hong *et al.* [25] introduced a biologic-based model to maintain a correlation filter-based short-tracker and a long-term memory of SIFT key-points for detecting the target. Guan *et al.* [23] built up an occlusion and tracking failure detection model to identify the tracking failure cases of CF-based tracker, with an event-triggered mechanism to decide if or not to re-locate the target. However, these kind of methods improve the CF-based tracker with the support from additional discriminate model, while the original model of correlation filter is usually kept unchanged.

b) CF trackers with convolutional neural network: On the other hand, some approaches improved the CF-based tracker by leveraging some stronger features extracted from neural network for a richer representation of the tracking target [26], [20], [27], [21]. Ma *et al.* [26] employed multiple convolutional layers in a hierarchical ensemble of independent discriminative correlation filter (DCF) based trackers. Danelljan *et al.* [20] used the output of first convolutional layer of a CNN as the features to represent the target and apply it in a discriminative correlation filter based tracking framework. The performance of convolution operation based DCF trackers were further improved in [27], [21]. However, convolution neural network based tracker is hardware dependent, *i.e.*, the supporting from GPU, and thus not suit for the current applications on robotics due to the highly power cost.

c) CF trackers with reformulating the optimal function: New approaches were proposed to improve the CF trackers by reformulating the optimization function by taking into consideration with new characteristics [28], [19], [29], [22], [30]. Tang *et al.* [28] derived a multi-kernel correlation filter which takes the advantage of the invariance-discriminative power spectrum of various features. Danelljan *et al.* [19] applied a spatial weight on the regularization term to address the boundary effects, thus greatly enlarged the searching region and improved the tracking performance. Liu *et al.* [29] reformulated the CF tracker as a multiple sub-parts based tracking problem, and exploited circular shifts of all parts for their motion modeling to preserve target structure. Mueller *et al.* [22] reformulated the original optimization problem by incorporating the global context within CF trackers. Sui

et al. [30] proposed to enhance the robustness of the CF tracker by adding a ℓ_1 norm regularization item with the original optimization problem, and an approximate solution for ℓ_1 norm was given. Similar to the idea in [30] that formulated a sparsity constraint to alleviate the influence from distractive features produced by occlusion and deformation for examples, we also propose to introduce the ℓ_1 norm sparsity constraint for the CF tracker. However, different from [30] that formulates the optimization problem in spatial domain and layouts an approximation solution, we reformulate the CF optimization problem in the the Fourier domain to efficiently solve the ℓ_1 norm optimization problem, with the help of Convolution Theorem.

III. THE PROPOSED KCF IN THE FOURIER DOMAIN

In this section, a new kernelized correlation filter is proposed in the Fourier domain by combining advantages of both ℓ_2 -norm and ℓ_1 -norm based regressions.

A. Fourier Domain kernelized Correlation Filter

Define a non-linear feature mapping function $\psi : R^n \mapsto R^d (d \gg n)$, the kernel trick is to find the inner product of feature mapping without calculating the high dimension features explicitly. The kernel function is defined as $\kappa : R^n \times R^n \mapsto R$, such that $\kappa(\mathbf{x}_j, \mathbf{x}_{j'}) = \psi^T(\mathbf{x}_j)\psi(\mathbf{x}_{j'})$. Given a test image $\mathbf{z} \in R^n$ and its desired correlation output $\mathbf{g} \in R^m$, the kernel correlation is defined in the Fourier domain as:

$$\hat{\mathbf{g}} = \hat{\kappa}_Z(\mathbf{x}) \odot \hat{\mathbf{h}}^*, \quad (1)$$

where $\hat{\mathbf{g}} = F(\mathbf{g})$ denotes the DFT of the generating vector \mathbf{g} . $\hat{\mathbf{h}}^*$ is the complex-conjugate of $\hat{\mathbf{h}}$. $\kappa_Z(\mathbf{x}) = [\kappa(\mathbf{x}, \mathbf{z}_0), \dots, \kappa(\mathbf{x}, \mathbf{z}_{n-1})]^T$, and $\mathbf{z}_i (0 \leq i \leq n-1) \in R^n$ are the sample-based vectors to imply the connotation of training objective and generated from the training sample \mathbf{z} .

The correlation output is transformed back into the spatial domain using the inverse FFT. When a set of training samples \mathbf{z}^j and their associated training outputs \mathbf{g}_j are given, a filter \mathbf{h} is required to satisfy Eq. (1). Training is conducted in the Fourier domain to take advantage of the simple element-wise operation between the input and the output. To find the filter \mathbf{h} that maps training inputs to the desired outputs, the sum of squared error (SSE) between the correlation output and the desired output in frequency domain is minimized. One term of the cost function is then defined as

$$E_1 = \frac{1}{2} \sum_j \|\hat{\kappa}_{Z^j}(\mathbf{z}^j) \odot \hat{\mathbf{h}}^* - \hat{\mathbf{g}}^j\|_2^2, \quad (2)$$

and this term is usually called a data fidelity term.

Due to the element-wise product, each item \hat{h}_l^* in $\hat{\mathbf{h}}^*$ is independent of the others which allows the optimization to be conducted separately. For simplicity, the l th elements of

$\hat{\kappa}_{Z^j}(\mathbf{z}^j)$, $\hat{\mathbf{g}}^j$ and $\hat{\mathbf{h}}^*$ are respectively denoted as

(3)

$$\hat{\kappa}_{Z_l^j}(z_l^j) = a_l^j + b_l^j * i, \quad (4)$$

$$\hat{\mathbf{g}}_l^j = c_l^j + d_l^j * i, \quad (5)$$

$$\hat{\mathbf{h}}_l^* = e_l + f_l * i, \quad (6)$$

where $i^2 = -1$. It can be computed that

$$\begin{aligned} & \frac{1}{2} \|\hat{\kappa}_{Z_l^j}(z_l^j) \cdot \hat{\mathbf{h}}_l^* - \hat{\mathbf{g}}_l^j\|^2 \\ &= \frac{(a_l^j)^2 + (b_l^j)^2}{2} e_l^2 - (a_l^j c_l^j + b_l^j d_l^j) e_l \\ & \quad + \frac{(a_l^j)^2 + (b_l^j)^2}{2} f_l^2 - (a_l^j d_l^j - b_l^j c_l^j) f_l + \frac{(c_l^j)^2 + (d_l^j)^2}{2}. \end{aligned} \quad (7)$$

Clearly, e_l and f_l are separated well in the above equation. Subsequently, it can be derived that

$$\begin{aligned} E_1 &= \sum_{l=0}^{m-1} [\frac{\gamma_{1,l}}{2} e_l^2 - \gamma_{2,l} e_l] + \sum_{l=0}^{m-1} [\frac{\gamma_{1,l}}{2} f_l^2 - \gamma_{3,l} f_l] \\ & \quad + \sum_{l=0}^{m-1} \sum_j \frac{(c_l^j)^2 + (d_l^j)^2}{2}, \end{aligned} \quad (8)$$

where $\gamma_{1,l}$, $\gamma_{2,l}$ and $\gamma_{3,l}$ are expressed as follows:

$$\gamma_{1,l} = \sum_j [(a_l^j)^2 + (b_l^j)^2], \quad (9)$$

$$\gamma_{2,l} = \sum_j (a_l^j c_l^j + b_l^j d_l^j), \quad (10)$$

$$\gamma_{3,l} = \sum_j (a_l^j d_l^j - b_l^j c_l^j). \quad (11)$$

A regularization term is usually utilized to avoid overfitting. Regularization terms in [1] and [31] are modeled by using the ℓ_2 -norm. For example, the regularization term in [31] is given as

$$E_2 = \sum_{l=0}^{m-1} (e_l^2 + f_l^2). \quad (12)$$

In this paper, a new regularization term is introduced on the basis of differences between the ℓ_2 - and the ℓ_1 - norm based regressions in Table I. Both the advantages of the ℓ_2 norm based regression and the ℓ_1 norm based regression are utilized in the proposed term which is defined as follows:

$$E_2 = \sum_{l=0}^{m-1} (\phi(e_l) + \phi(f_l)), \quad (13)$$

where the function $\phi(u)$ is defined as

$$\phi(u) = \begin{cases} |u|; & \text{if } |u| > c \\ \frac{u^2+c^2}{2c}; & \text{otherwise} \end{cases}, \quad (14)$$

and c is a small positive constant.

Inspired by the Huber loss function [10], $\phi(u)$ is constructed based on the ℓ_2 norm if the value of $|u|$ is small and the ℓ_1

norm otherwise. It can be easily shown that the function $\phi(u)$ is differentiable and its derivative $\phi'(u)$ is given as

$$\phi'(u) = \begin{cases} 1; & \text{if } u > c \\ -1; & \text{if } u < -c \\ \frac{u}{c}; & \text{otherwise} \end{cases}. \quad (15)$$

Clearly, the function $\phi'(u)$ is a continuous function of u . An analytic solution of the proposed filter is thus guaranteed. Moreover, the solution is continuous.

The overall cost function is defined as

$$E = E_1 + \lambda E_2, \quad (16)$$

where λ is a positive constant. Its role is to obtain a good trade-off between the data fidelity term and the regularization term.

The filter $\hat{\mathbf{h}}^*$ is obtained by solving the following optimization problem:

$$\min_{\hat{\mathbf{h}}^*} \{E\}. \quad (17)$$

From the following equations

$$\frac{\partial E}{\partial e_l} = 0, \quad (18)$$

$$\frac{\partial E}{\partial f_l} = 0, \quad (19)$$

it can be obtained that

$$\gamma_{1,l} e_l - \gamma_{2,l} + \lambda \phi'(e_l) = 0, \quad (20)$$

$$\gamma_{1,l} f_l - \gamma_{3,l} + \lambda \phi'(f_l) = 0. \quad (21)$$

The optimal values of e_l and f_l are then computed as

$$e_l = \begin{cases} \frac{\gamma_{2,l}-\lambda}{\gamma_{1,l}}; & \text{if } \frac{\gamma_{2,l}-\lambda}{\gamma_{1,l}} > c \\ \frac{\gamma_{2,l}+\lambda}{\gamma_{1,l}}; & \text{if } \frac{\gamma_{2,l}+\lambda}{\gamma_{1,l}} < -c \\ \frac{c\gamma_{2,l}}{c\gamma_{1,l}+\lambda}; & \text{otherwise} \end{cases}, \quad (22)$$

$$f_l = \begin{cases} \frac{\gamma_{3,l}-\lambda}{\gamma_{1,l}}; & \text{if } \frac{\gamma_{3,l}-\lambda}{\gamma_{1,l}} > c \\ \frac{\gamma_{3,l}+\lambda}{\gamma_{1,l}}; & \text{if } \frac{\gamma_{3,l}+\lambda}{\gamma_{1,l}} < -c \\ \frac{c\gamma_{3,l}}{c\gamma_{1,l}+\lambda}; & \text{otherwise} \end{cases}. \quad (23)$$

The same as the filters in [1] and [31], an analytic solution is available for the proposed filter. Both the storage and computation can be reduced.

Consider the case that the kernel function $\kappa(\mathbf{x}, \mathbf{z}_j)$ is defined as the following radial-basis kernel [1], [31]:

$$\kappa(\mathbf{x}, \mathbf{z}_j) = h(\|\mathbf{x} - \mathbf{z}_j\|^2), \quad (24)$$

where $\mathbf{z}_j = \mathbf{P}^j \mathbf{z}$. \mathbf{P} is a cyclic shift operator which is given in [32]

$$\mathbf{P} = \begin{bmatrix} 0 & 0 & 0 & \dots & 1 \\ 1 & 0 & 0 & \dots & 0 \\ 0 & 1 & 0 & \dots & 0 \\ \vdots & \vdots & \ddots & \ddots & \vdots \\ 0 & 0 & \dots & 1 & 0 \end{bmatrix}. \quad (25)$$

To compute the kernel vector efficiently, the norm in Eq. (24) is expanded as

$$h(\|\mathbf{x} - \mathbf{P}^j \mathbf{z}\|^2) = h(\|\mathbf{x}\|^2 + \|\mathbf{z}\|^2 - 2\mathbf{x}\mathbf{P}^j \mathbf{z}). \quad (26)$$

Since $(\|\mathbf{x}\|^2 + \|\mathbf{z}\|^2)$ is a constant, the kernel vector can be calculated as:

$$\kappa_Z(\mathbf{x}) = h(\|\mathbf{x}\|^2 + \|\mathbf{z}\|^2 - 2[\mathbf{x}^T \mathbf{z}_1, \dots, \mathbf{x}^T \mathbf{z}_n]^T). \quad (27)$$

Using the correlation theory, $\mathbf{x} * Z = [\mathbf{x}^T \mathbf{z}_1, \dots, \mathbf{x}^T \mathbf{z}_n]^T$. It follows that

$$\kappa_Z(\mathbf{x}) = h(\|\mathbf{x}\|^2 + \|\mathbf{z}\|^2 - 2F^{-1}(\hat{\mathbf{x}} \odot \hat{\mathbf{z}})), \quad (28)$$

where F^{-1} denotes the Inverse DFT.

The bottle-neck of the above equation is the forward and backward FFTs, so that the kernel vector can be calculated in complexity $O(n \log n)$.

B. Correlation Filter Learning

Object appearance changes among the sequences due to the environment variation such as illumination, motion blur and deformation. Hence it is necessary to update the CF filter over time to exploit the temporal information, and avoid the correlation filter changing abruptly in successive frames. The learned target appearance $\hat{\mathbf{z}}_t$ in the Fourier Domain and the transformed classifier coefficients $\hat{\mathbf{h}}_t^*$ at the t th frame are updated in an incremental manner respectively

$$\begin{aligned} \hat{\mathbf{z}}_t &= (1 - \varepsilon)\hat{\mathbf{z}}_{t-1} + \varepsilon\hat{\mathbf{z}}, \\ \hat{\mathbf{h}}_t^* &= (1 - \varepsilon)\hat{\mathbf{h}}_{t-1}^* + \varepsilon\hat{\mathbf{h}}^*, \end{aligned} \quad (29)$$

where $\hat{\mathbf{z}}$ is the DFT of the spatially expanded region according to the position of predicted target at the $(t - 1)$ th frame, $\hat{\mathbf{h}}^*$ is the estimation from (17), and $\varepsilon \in (0, 1)$ is a pre-defined model learning rate.

C. Target State Estimation

The state estimation for the target includes transformation prediction and scale estimation.

1) Position Estimation: At each frame, a search region will be decided based on the previous target state estimation, thus extracts a base sample \mathbf{z} . A number of candidate samples will be produced with the full circle shifts of \mathbf{z} . Given the learned model \mathbf{z}_t and \mathbf{h}_t , the new position of the target \mathbf{p}_t will be estimated by searching the location with the maximal response of the regression values $f_t(\mathbf{z})$

$$f_t(\mathbf{z}) = \mathcal{F}^{-1} \left(\hat{\mathbf{h}}_t^* \odot \mathcal{F}(\kappa(\mathbf{z}_t, \mathbf{z})) \right), \quad (30)$$

where \mathcal{F} and \mathcal{F}^{-1} denote the Fourier transform and its inverse, $\kappa(\mathbf{z}_t, \mathbf{z})$ is the kernel correlation operator.

2) Scale Estimation: To handle the scale problem, an one-dimensional correlation filter is trained on N image patches with different scales, where pyramid around the estimated position is cropped from the image. Assume that the target

size in the current frame is $W \times H$. Denote the scale vector as $S = \{\xi^r | r = \lfloor -\frac{N-1}{2} \rfloor, \lfloor -\frac{N-3}{2} \rfloor, \dots, \lfloor \frac{N-3}{2} \rfloor, \lfloor \frac{N-1}{2} \rfloor\}$ where ξ is a parameter representing the base value of scale changing. Then the image patch I_s with size $sW \times sH$, $s \in S$ centered around the previous estimated location \mathbf{p}_t is resized to a pre-defined template size. The HOG feature is used to represent each image patch I_s . The optimal scale \bar{s} is given as the highest response from correlation filter

$$\bar{s} = \arg \min_{s \in S} f_s(I_s), \quad (31)$$

where $f_s(\cdot)$ denotes the regression values respect to the scale s . The scale estimation in this paper was used in the DSST [3]. The formal description of the proposed tracking method is presented in Algorithm 1.

Algorithm 1 The Proposed Fourier Domain Kernelized Correlation Filter

Input: Initial target B_1 , Regression objective \mathbf{g} , and image sequences $\{I_t\}_1^T$.

Output: estimated bounding states $\{B_t\}_2^T$.

Initial correlation filter $\hat{\mathbf{z}}_1$ and $\hat{\mathbf{h}}_1$ with initial target B_1 .

for $t = 2 : T$ **do**

 Compute FFT for the kernel matrix $\hat{\mathbf{K}} = \mathcal{F}(\kappa(\mathbf{z}, \mathbf{z}_{t-1}))$.

 Regression response $f_t(\mathbf{z}) = \mathcal{F}^{-1} \left(\hat{\mathbf{h}}_{t-1}^* \odot \hat{\mathbf{K}} \right)$.

 Locate target position with maximum $f_t(\mathbf{z})$.

 Estimate target scale from Eq. (31).

 Compute e_l and f_l from Eq. (22), Eq. (23), respectively.

 Construct filter $\hat{\mathbf{h}}^*$ with $e_l, f_l, l \in [0, m - 1]$.

 Update $\hat{\mathbf{z}}_t$ and $\hat{\mathbf{h}}_t$ from Eq. (29) with $\hat{\mathbf{h}}^*$ and $\hat{\mathbf{z}}$.

end for

IV. EXPERIMENTAL RESULTS

A. Implementation Details

The proposed tracker is implemented in MATLAB 2014a and experiments are performed on a PC with Intel[®] Xeon(R) E5-1630 3.70GHz CPU and 16GB RAM. All parameters of the proposed tracker are kept consistent across all experimental comparisons. The training samples are obtained by fully circle shifts on the base image patch centered at the current target location. In order to reduce high-frequency noise in the frequency domain resulted from the discontinuity between opposite edges of a cyclic-extended image patch, a cosine window is applied to banded feature patches to reduce values near the borders to zero, and alleviate the discontinuity. HOG features with 31 bins and 4x4 cell size are used to extract the feature for the training samples. The Gaussian kernel for HOG feature is set to $\sigma_{\text{HOG}} = 0.5$. It is worth noting that the Gaussian kernel can be replaced by an edge preserving smoothing filter, such as weighted guided image filter [33]. The regularization parameter in (16) is set to $\lambda = 10^{-5}$. We empirically set the parameter c in (14) to 50. The scale pool is built based on the suggestion in [3] to contain 33 different

scaling coefficients. The datasets used for evaluation are the object tracking benchmark OTB-50 [11] and VOT2016 [34], which are two popular datasets used to evaluate the overall performance of the trackers. Both datasets contain various challenging sequences for visual tracking, such as occlusion, nonrigid deformation, illumination variation, in-plane rotation, and scale variation.

B. Evaluation on OTB-50 [11] Dataset

The OTB-50 [11] contains 52 videos involving different objects in their video sequences. There are usually two criteria used to evaluate the visual trackers: 1) Precision and 2) Success rate. Regarding the first, a tracking location error ι indicates the precision of each tracking frame, which is usually defined as the Euclidean distance between the center of the predicted and the ground truth bounding box. Then, the precision for a given sequence is defined as the percentage of frames that the tracking location errors are less than the pre-defined threshold π . For success rate, an overlap rate o is usually defined to represent the tracking performance for each tracking frame, which indicates the rate between the overlapped areas and the union areas of the predicted and the ground truth bounding boxes and can be expressed as $\frac{A_t \cap A_g}{A_t \cup A_g}$, where A_t and A_g denote the bounding box of the predicted and the labeled. Thus, the success rate is defined as the percentage of frames that o is greater than a pre-defined threshold τ .

1) *Comparison with Baseline trackers:* To validate the effectiveness of the proposed solution for the Fourier Domain correlation filter with Huber loss function, a comparison experiment with two baseline trackers, named KCF [1] and DSST [3], is designed. Note that the proposed Huber loss function directly depends on KCF [1], while DSST [3] is an extension of KCF [1] by detecting the scale variation of the object. Beside, to evaluate the influence of the proposed Huber loss function sophisticatedly, the evaluation for the proposed tracker consists of two parts: 1) implementing the proposed Huber loss function on kernelized correlation filter without predicting the scale variation. We denote this tracker as Ours_{hu}. 2) implementing the proposed Huber loss function at the same time using the method in DSST to predict the scale variation of the object, denoted as Ours_{hus}. The detail comparison is shown in Figure 1.

Figure 1 shows the comparison between the proposed tracker and baseline trackers on OTB-50 [11] benchmark in terms of precision and success rate. According to the evaluation results shown in Figure 1, we have the following observations: 1) By comparing Ours_{hu} with KCF, the proposed tracker with the proposed Huber regularization term improves 3.6% and 4.8% in AUC score in terms of success rate and precision, respectively, on the OTB-50 benchmark. 2) By comparing Ours_{hus}, DSST and KCF, the proposed tracker with scale variation outperforms 8.5% and 7.7% than the KCF in AUC score in terms of success rate and precision, respectively. On

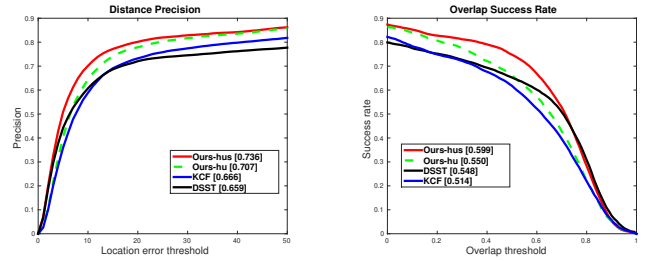


Fig. 1: Tracking performance comparison between the proposed tracker and baseline trackers on OTB-50 [11] benchmark. The scores in the legends indicate the average Area-Under-Curve value on all thresholds for success plots and precision plots, respectively.

the other hand, the DSST only outperforms the KCF 3.4% in terms of success rate, while the precision is worse than KCF.

2) *Quantitative Evaluation:* To validate overall performance for the proposed tracking approach, it is compared with nine state-of-the-art trackers on OTB-50 [11], including four popular and diverse CF trackers (Staple [17], KCF [1], DSST [3], CSK [24]) and other four non CF trackers (TLD [15], Struck [4], MEEM [5] and SCM [35]) which achieve favorable tracking performances on these two datasets. The precision and success plots over OTB-50 [11] are presented in Figure 2, and the detail of tracking performance using these two datasets are shown in Table II. Note that the proposed tracker shown in Figure 2 is denoted as Ours, which implements the proposed Huber regularization and scale variation.

TABLE II: Tracking performance comparison. π and τ denote location error threshold and overlap threshold. The results for each tracker are their AUC score in terms of precision and success rate, respectively. The best results are marked in bold fonts. The second best results are underlined.

	Precision (%)		Success rate (%)	
	$\pi = 20$	AUC	$\tau = 0.5$	AUC
Ours	80.8	73.6	74.8	59.9
<i>four popular correlation filter based trackers</i>				
DSST [3]	72.1	65.9	65.2	54.8
Staple [17]	76.0	69.7	<u>71.7</u>	<u>58.4</u>
KCF [1]	73.2	66.6	61.8	51.4
CSK [24]	43.4	50.5	53.4	39.3
<i>four state-of-the-art non CF-based trackers</i>				
MEEM [5]	83.0	74.6	69.7	57.4
Struck [4]	66.0	61.1	56.5	48.0
SCM [35]	63.9	59.9	60.8	49.9
TLD [15]	57.7	52.2	50.3	41.3

According to Figure 2 and Table II, it is observed that the proposed method achieves a similar accuracy on OTB-50 [11] compared with the MEEM [5]. Particularly, from the

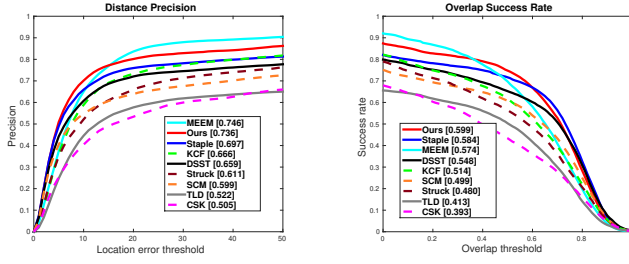


Fig. 2: Quantitative results on the benchmark datasets. The scores in the legends indicate the average Area-Under-Curve value on all thresholds for success plots and precision plots, respectively.

comparison in AUC score, the MEEM outperforms 1.0% than Ours in terms of precision, while Ours outperforms 2.5% than the MEEM in terms of success rate. On the other hand, the proposed method surpasses the state-of-the-art trackers both in accuracy and precision by a large margin on OTB-50 [11]. Especially when comparing with the rest state-of-the-art correlation filter based trackers, the proposed tracker outperforms 4.9% and 1.5% in AUC score in terms of precision and success rate, which demonstrates the effectiveness of the solution for the proposed Huber regularization.

3) *Qualitative Evaluation:* Qualitative comparisons on a subset of sequences are also conducted. Though we compared with all the evaluated trackers, here we only shown the bounding box results of top six trackers. The trackers under qualitative analysis are Staple [17], KCF [1], DSST [3], and MEEM [5] with some selected frames. The qualitative comparisons results are shown in Figure 4, which demonstrate the proposed tracker is able to locate the targets more precisely despite the existing of various challenges. For example, the sequence *Lemming*, *Jogging-1* include some challenge attributes, such as occlusion, deformation, *et al.* The proposed tracker performs well in these sequences as shown in several representative frames while other trackers such as Staple [17] drift when occlusion happens. For some other sequences, such as *Freeman1*, *David*, *Walking2*, *et al.*, it is demonstrated that the proposed tracker can achieve higher accuracy than others. Actually, almost all the other trackers are unable to handle these complicated scenarios.

4) *Comparisons on different attributes on OTB-50 [11]:* To thoroughly evaluate the robustness of the proposed visual tracker in various scenes, we present tracking accuracy in terms of 8 challenging attributes on OTB-50 [11] in Figure 3. As observed, the proposed tracker outperforms other methods by a huge margin in all the attributes, particularly in handling occlusion, deformation and out-of-plane rotation, which outperforms the second best tracker 3.2%, 4.2% and 3.6% respectively. Note that these attributes introduce great challenge for the trackers due to the huge variation of target appearance and its surrounding backgrounds. For example, the target appearance will be changed hugely when occlusion happens. It is important for a tracker to correctly track the target if it could

concentrate more on the non-occlusion part than the occluded part. Another case is deformation. That is, the target deforms locally in the appearance. This enlarges the representation error of the target since there is some background merged with the truth target in the preferred bounding box, enhancing the difficulty of tracking task. However, with the introducing of the proposed Huber regularization, the proposed tracker could alleviate the distraction from target appearance variation and its surrounding background changing, due to the feature selection attribute of the sparsity constraint regularization term.

5) *Comparisons on tracking speed:* With the configuration set in Section IV-A, we compare the speed of the 9 trackers on a platform with Intel Xeon E5-1630 3.70 GHz CPU and 16.0 GB RAM. To demonstrate the efficiency of the proposed solution in the Fourier Domain for Huber regularization term, we implement the proposed tracker in two different versions as mentioned in Section IV-B1. The results for all these trackers are listed in Table III, based on which the following observations are made: a) The proposed tracker achieves the highest tracking accuracy, at the meantime with competitive tracking speed compared with other CF-based trackers such as Staple [17], KCF [1], DSST [3]. b) The proposed method improves the tracking accuracy while with little sacrifice on tracking speed when comparing Ours_{hu} with the baseline tracker KCF [1]. Detailedly, the tracking accuracy is improved from 66.6% to 70.7% in terms of precision and from 51.4% to 55.0% in terms of success rate, while the tracking speed is only decreased about 67 frame per second. c) The tracking speed of the proposed method Ours_{hus} is about 2.2 times faster than the MEEM [5], while the success rate is 2.5% higher.

C. Evaluation on VOT16 [34] Dataset

In addition to OTB-50, we also evaluate the proposed method on VOT16 [34], which contains 60 challenging real-life videos with various challenges. We compare our tracker with the following state-of-the-art methods: MIL [13], DSST2014 [3], KCF2014 [1], LGT [36], ASMS [37], TricTRACK [38], SRDCF [19], TGPR[39], PKLTF [40] and STC [41]. The version of the proposed tracker used in this comparison is Ours_{hus} which includes both the optimization for the proposed Huber regularization term and scale variation detecting.

As shown in Figure 5 and Table IV, the proposed tracker ranks second in terms of accuracy, third in terms of robustness and second in average ranks. Among these competitive trackers, some of them are correlation filter based, such as SRDCF [19], DSST2014 [3], KCF2014 [1], STC [41]. Note that the SRDCF [19] has achieved rank 4 in VOT2015 challenge [42], while the tracking speed is about 5 frame per second. However, the proposed tracker achieves a good trade-off between robustness and accuracy which makes our methods competitive to the other trackers. Beside, by considering that the tracking speed of the proposed method is much faster than that of SRDCF [19], the small deviation between the proposed tracker and the SRDCF [19] in terms of accuracy and robustness rank

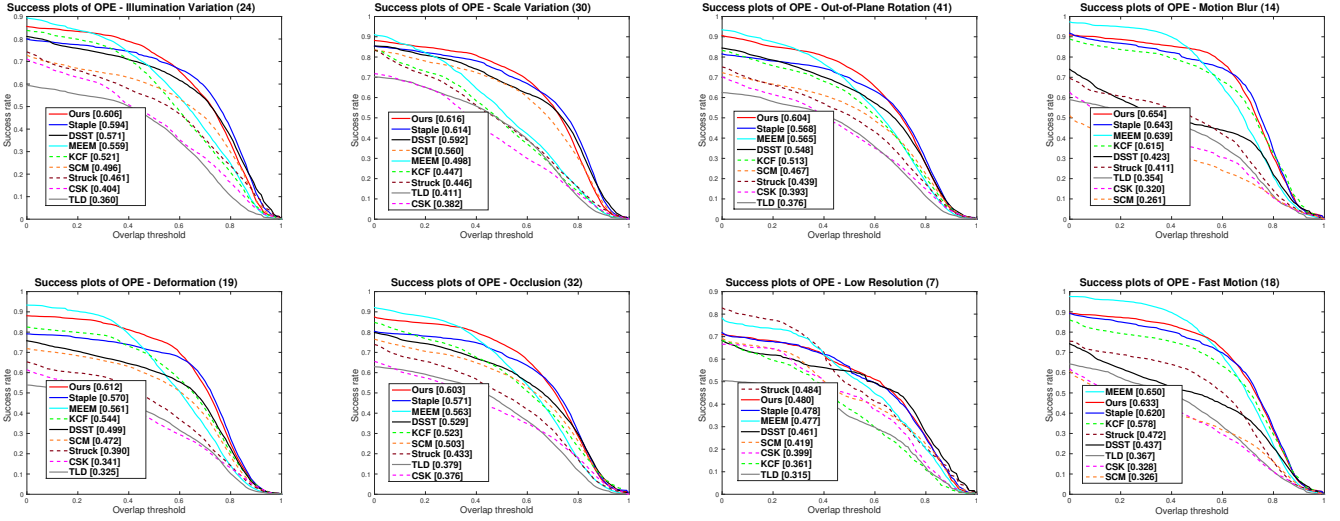


Fig. 3: Quantitative comparison results on OTB-50 [11] for eight challenge attributes (from right to left and top to down are illumination variation, scale variation, out-of-plane rotation, motion blur; deformation, occlusion, low resolution and fast motion, respectively). The value behind each attribute denotes the number of sequence that this attribute includes.



Fig. 4: Bounding box comparison on ten challenging image sequences (from left to right and top to down are Car4, Lemming, David, Singer2, Freeman1, Tiger2, Jogging-1, Walking2, Jumping, Trellis, respectively).

is acceptable in many real time applications, such as robotic navigation without a precise map.

D. Limitation of the Proposed Tracker

As shown in success plots of fast motion in Figure 3, the proposed method only achieves second best rank, since the proposed tracker improves the tracking performance through introducing the feature selective ability, but not for handling boundary effects produced by circle convolution of correlation filter. However, the proposed tracker still achieves a better accuracy compared with other correlation filter based trackers,

such as Staple, KCF. Meanwhile, the proposed tracker may not perform well for some extremely challenging cases such as the *fish1* in VOT16 [34] and the *Matrix* in OTB-50 [11]. For these tracking failure sequences, the target is quite similar to interference of surroundings, resulting in that the proposed tracker cannot learn a discriminate model to prominent the target while weakening the background part. Especially for the sequence *Matrix*, it also contains fast motion, which is a huge challenge attribute for correlation filter based trackers due to the limited searching region. In fact, the aforementioned sequences are so challenging that most of the trackers cannot perform well. Nevertheless, the comparison results on these

TABLE III: Comparison of running time. The mean overlap precision (OP) (%), distance precision (DP) (%) and mean FPS over all the 52 videos in the OTB-50 [11] are presented. The best result for each comparison metric is displayed in bold font.

	Ours _{hus}	Ours _{hu}	Staple	KCF	DSST	CSK	MEEM	TLD	STRUCK	SCM
Mean OP	59.9	55.0	58.4	51.4	54.8	39.3	57.4	41.3	48.0	49.9
Mean DP	73.6	70.7	69.7	66.6	65.9	50.5	74.6	52.2	61.1	59.9
Mean FPS	197.6	30.2	17.6	245.0	37.7	325	13.5	25.3	10.5	0.5

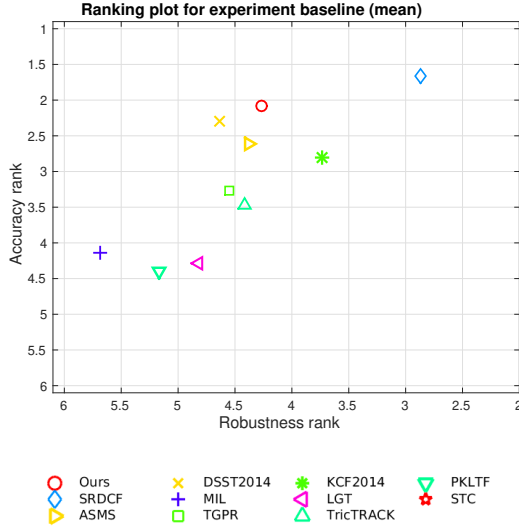


Fig. 5: Accuracy-robustness ranking plot for the state-of-the-art comparison on VOT2016 [34] dataset.

TABLE IV: Comparison on the VOT2016 [34] dataset, which contains 60 different video sequences with different objects. The best results are marked in bold fonts. The second best results are marked by underlines.

Trackers	Acc. Rank	Rob. Rank	Avg. Rank
Ours	<u>2.08</u>	4.27	<u>3.17</u>
MIL [13]	4.13	5.68	4.90
SRDCF [19]	1.67	2.87	2.27
DSST2014 [3]	2.30	4.63	3.46
KCF2014 [1]	2.80	<u>3.73</u>	3.26
ASMS [37]	2.62	4.38	3.50
LGT [36]	4.28	4.82	4.55
TricTRACK [38]	3.47	4.42	3.94
TGPR [39]	3.27	4.55	7.82
PKLTF [40]	4.40	5.17	4.78
STC [41]	5.85	6.68	6.26

two large datasets demonstrate that the proposed tracking approach can achieve robustly tracking performance among various sequences with different targets. As such, higher tracking accuracy is achieved while the tracking speed is only reduced in a small divergence. In conclusion, based

on the experimental results, the proposed method is proven to be sufficiently effective and efficient to handle various environmental challenges.

V. CONCLUSIONS

In this paper, we have presented a novel and fast solution for spatial constraint optimization problem by formulating the original problem in the Fourier Domain, and achieved a simple closed-form solution for this optimization problem with the attribute of Convolution Theorem. Our tracking algorithm outperforms the state-of-the-art trackers in terms of both tracking speed and accuracy, in OTB-50 [11] and VOT16 [34] benchmarks.

The proposed tracker is very useful for autonomous navigation without a precise map. Visual inertial odometry (VIO) will be adopted to roughly determine the location of an agent [43]. Visual place recognition (VPR) can be utilized to remove the drift on the VIO [44]. The proposed tracker can be adopted to determine the moving direction for the agent. The final accuracy can be preserved using visual servoing with an advanced controller [45]. Such a framework will be studied in our future research.

ACKNOWLEDGEMENT

This research is supported by SERC grant No. 162 25 00036 from the National Robotics Programme (NRP), Singapore.

REFERENCES

- [1] J. F. Henriques, R. Caseiro, P. Martins, and J. Batista, "High-speed tracking with kernelized correlation filters," *IEEE Trans. Pattern Anal. Mach. Intell.*, vol. 37, no. 3, pp. 583–596, 2015.
- [2] D. S. Bolme, J. R. Beveridge, B. A. Draper, and Y. M. Lui, "Visual object tracking using adaptive correlation filters," in *Proc. IEEE Conf. Comput. Vis. Pattern Recognit. (CVPR)*, pp. 2544–2550. IEEE, 2010.
- [3] M. Danelljan, G. Häger, F. Khan, and M. Felsberg, "Accurate scale estimation for robust visual tracking," in *Proc. BMVC, Nottingham*. BMVA Press, 2014.
- [4] S. Hare, S. Golodetz, A. Saffari, V. Vineet, M.-M. Cheng, S. L. Hicks, and P. H. Torr, "Struck: Structured output tracking with kernels," *IEEE Trans. Pattern Anal. Mach. Intell.*, vol. 38, no. 10, pp. 2096–2109, 2016.
- [5] J. Zhang, S. Ma, and S. Sclaroff, "Meem: robust tracking via multiple experts using entropy minimization," in *Proc. European Conf. on Comput. Vision*, pp. 188–203, 2014.
- [6] D. Chen, Z. Yuan, G. Hua, J. Wang, and N. Zheng, "Multi-timescale collaborative tracking," *IEEE Trans. Pattern Anal. Mach. Intell.*, vol. 39, no. 1, pp. 141–155, 2017.

- [7] X. Mei and H. Ling, "Robust visual tracking using ℓ_1 minimization," in *Proc. IEEE Int. Conf. Comput. Vis. (ICCV)*, pp. 1436–1443, 2009.
- [8] C. Bao, Y. Wu, H. Ling, and H. Ji, "Real time robust ℓ_1 tracker using accelerated proximal gradient approach," in *Proc. IEEE Conf. Comput. Vis. Pattern Recognit. (CVPR)*, pp. 1830–1837. IEEE, 2012.
- [9] Y. Sui, Z. Zhang, G. Wang, Y. Tang, and L. Zhang, "Real-time visual tracking: Promoting the robustness of correlation filter learning," in *Proc. European Conf. on Comput. Vision*, pp. 662–678, 2016.
- [10] P. J. Huber *et al.*, "Robust estimation of a location parameter," *The Annals of Mathematical Statistics*, vol. 35, no. 1, pp. 73–101, 1964.
- [11] Y. Wu, J. Lim, and M.-H. Yang, "Online object tracking: A benchmark," in *Proc. IEEE Conf. Comput. Vis. Pattern Recognit. (CVPR)*, pp. 2411–2418, 2013.
- [12] M. Geva-Sagiv, L. Las, Y. Yovel, and N. Ulanovsky, "Spatial cognition in bats and rats: from sensory acquisition to multiscale maps and navigation," *Nature Reviews Neuroscience*, vol. 16, no. 2, p. 94, 2015.
- [13] B. Babenko, M.-H. Yang, and S. Belongie, "Robust object tracking with online multiple instance learning," *IEEE Trans. Pattern Anal. Mach. Intell.*, vol. 33, no. 8, pp. 1619–1632, 2011.
- [14] H. Grabner, C. Leistner, and H. Bischof, "Semi-supervised on-line boosting for robust tracking," in *Proc. European Conf. on Comput. Vision*, pp. 234–247. Springer, 2008.
- [15] Z. Kalal, K. Mikolajczyk, J. Matas *et al.*, "Tracking-learning-detection," *IEEE Trans. Pattern Anal. Mach. Intell.*, vol. 34, no. 7, p. 1409, 2012.
- [16] S. Avidan, "Ensemble tracking," *IEEE Trans. Pattern Anal. Mach. Intell.*, vol. 29, no. 2, 2007.
- [17] L. Bertinetto, J. Valmadre, S. Golodetz, O. Miksik, and P. H. Torr, "Staple: Complementary learners for real-time tracking," in *Proc. IEEE Conf. Comput. Vis. Pattern Recognit. (CVPR)*, pp. 1401–1409, 2016.
- [18] C. Ma, X. Yang, C. Zhang, and M.-H. Yang, "Long-term correlation tracking," in *Proc. IEEE Conf. Comput. Vis. Pattern Recognit. (CVPR)*, pp. 5388–5396, 2015.
- [19] M. Danelljan, G. Hager, F. Shahbaz Khan, and M. Felsberg, "Learning spatially regularized correlation filters for visual tracking," in *Proc. IEEE Int. Conf. Comput. Vis. (ICCV)*, pp. 4310–4318, 2015.
- [20] M. Danelljan, G. Hager, F. Shahbaz Khan, and M. Felsberg, "Convolutional features for correlation filter based visual tracking," in *Proc. IEEE Int. Conf. Comput. Vis. Workshops (ICCVW)*, pp. 58–66, 2015.
- [21] M. Danelljan, A. Robinson, F. S. Khan, and M. Felsberg, "Beyond correlation filters: Learning continuous convolution operators for visual tracking," in *Proc. European Conf. on Comput. Vision*, pp. 472–488. Springer, 2016.
- [22] M. Mueller, N. Smith, and B. Ghanem, "Context-aware correlation filter tracking," in *Proc. IEEE Conf. Comput. Vis. Pattern Recognit. (CVPR)*, vol. 2, no. 3, pp. 1387–1395, 2017.
- [23] M. Guan, C. Wen, M. Shan, C. Ng, and Y. Zou, "Real-time event-triggered object tracking in the presence of model drift and occlusion," *IEEE Trans. Industrial Electronics*, vol. 66, no. 3, pp. 2054–2065, 2019.
- [24] J. F. Henriques, R. Caseiro, P. Martins, and J. Batista, "Exploiting the circulant structure of tracking-by-detection with kernels," in *Proc. European Conf. on Comput. Vision*, pp. 702–715. Springer, 2012.
- [25] Z. Hong, Z. Chen, C. Wang, X. Mei, D. Prokhorov, and D. Tao, "Multi-store tracker (muster): A cognitive psychology inspired approach to object tracking," in *Proc. IEEE Conf. Comput. Vis. Pattern Recognit. (CVPR)*, pp. 749–758, 2015.
- [26] C. Ma, J.-B. Huang, X. Yang, and M.-H. Yang, "Hierarchical convolutional features for visual tracking," in *Proc. IEEE Int. Conf. Comput. Vis. (ICCV)*, pp. 3074–3082, 2015.
- [27] M. Danelljan, G. Bhat, F. S. Khan, M. Felsberg *et al.*, "Eco: Efficient convolution operators for tracking," in *Proc. IEEE Conf. Comput. Vis. Pattern Recognit. (CVPR)*, vol. 1, no. 2, p. 3, 2017.
- [28] M. Tang and J. Feng, "Multi-kernel correlation filter for visual tracking," in *Proc. IEEE Int. Conf. Comput. Vis. (ICCV)*, pp. 3038–3046, 2015.
- [29] S. Liu, T. Zhang, X. Cao, and C. Xu, "Structural correlation filter for robust visual tracking," in *Proc. IEEE Conf. Comput. Vis. Pattern Recognit. (CVPR)*, pp. 4312–4320, 2016.
- [30] Y. Sui, G. Wang, and L. Zhang, "Correlation filter learning toward peak strength for visual tracking," *IEEE Trans. Cybernetics*, vol. 48, no. 4, pp. 1290–1303, 2018.
- [31] X. L. Wang, Chen and J. Yuan, "Non-iterative fast localization and mapping," *IEEE Trans. Pattern Anal. Mach. Intell.*, vol. 41, 2019.
- [32] P. J. Davis, *Circulant matrices*. American Mathematical Soc., 2012.
- [33] Z. Li, J. Zheng, Z. Zhu, W. Yao, and S. Wu, "Weighted guided image filtering," *IEEE Trans. Image Process.*, vol. 24, no. 1, pp. 120–129, 2015.
- [34] M. Kristan, A. Leonardis, J. Matas, M. Felsberg, R. Pflugfelder, L. Čehovin Zajc, T. Vojir, G. Häger, A. Lukežič, and G. Fernandez, "The visual object tracking vot2016 challenge results," Springer, Oct. 2016.
- [35] W. Zhong, H. Lu, and M.-H. Yang, "Robust object tracking via sparsity-based collaborative model," in *Proc. IEEE Conf. Comput. Vis. Pattern Recognit. (CVPR)*, pp. 1838–1845, 2012.
- [36] L. Čehovin, M. Kristan, and A. Leonardis, "Robust visual tracking using an adaptive coupled-layer visual model," *IEEE Trans. Pattern Anal. Mach. Intell.*, vol. 35, no. 4, pp. 941–953, 2013.
- [37] T. Vojir, J. Noskova, and J. Matas, "Robust scale-adaptive mean-shift for tracking," *Pattern Recognit. Lett.*, vol. 49, pp. 250–258, 2014.
- [38] X. Wang, M. Valstar, B. Martinez, M. Haris Khan, and T. Pridmore, "Tric-track: Tracking by regression with incrementally learned cascades," in *Proc. IEEE Int. Conf. Comput. Vis. (ICCV)*, pp. 4337–4345, 2015.
- [39] J. Gao, H. Ling, W. Hu, and J. Xing, "Transfer learning based visual tracking with gaussian processes regression," in *Proc. European Conf. on Comput. Vision*, pp. 188–203. Springer, 2014.
- [40] A. González, R. Martín-Nieto, J. Bescós, and J. M. Martínez, "Single object long-term tracker for smart control of a ptz camera," in *Proc. Int. Conf. Distributed Smart Cameras*, p. 39. ACM, 2014.
- [41] K. Zhang, L. Zhang, Q. Liu, D. Zhang, and M. Yang, "Fast visual tracking via dense spatio-temporal context learning," in *Proc. European Conf. on Comput. Vision*, pp. 127–141, 2014.
- [42] M. Kristan, J. Matas, A. Leonardis, M. Felsberg, L. Čehovin, G. Fernandez, T. Vojir, G. Hager, G. Nebehay, and R. Pflugfelder, "The visual object tracking vot2015 challenge results," in *Proc. IEEE Int. Conf. Comput. Vis. Workshops (ICCVW)*, pp. 1–23, 2015.
- [43] C. Forster, L. Carlone, F. Dellaert, and D. Scaramuzza, "On-manifold preintegration for real-time visual-inertial odometry," *IEEE Trans. Robotics*, vol. 33, no. 1, pp. 1–21, 2017.
- [44] S. Lowry, N. Sünderhauf, P. Newman, J. J. Leonard, D. Cox, P. Corke, and M. J. Milford, "Visual place recognition: A survey," *IEEE Trans. Robotics*, vol. 32, no. 1, pp. 1–19, 2016.
- [45] Z. Li, W. Gao, C. Goh, M. Yuan, E. K. Teoh, and Q. Ren, "Asymptotic stabilization of nonholonomic robots leveraging singularity," *IEEE Robotics and Automation Letters*, Accepted 2018.