

Blockchain-based Privacy-Preserving Charging Coordination Mechanism for Energy Storage Units

Mohamed Baza*, Mahmoud Nabil*, Muhammad Ismail[†], Mohamed Mahmoud*, Erchin Serpedin[‡], and Mohammad Ashiqur Rahman[‡]

*Department of Electrical and Computer Engineering, Tennessee Tech University, Cookeville, TN, USA

[†]Electrical and Computer Engineering, Texas A&M University at Qatar, Doha, Qatar

[‡]Department of Computer Science, Tennessee Tech University, Cookeville, TN, USA

Abstract—Energy storage units (ESUs) enable several attractive features of modern smart grids such as enhanced grid resilience, effective demand response, and reduced bills. However, uncoordinated charging of ESUs stresses the power system and can lead to mass blackout. On the other hand, existing charging coordination mechanisms suffer from several limitations. First, the need for a central charging coordinator (CC) presents a single point of failure that jeopardizes the effectiveness of the charging coordination. Second, existing mechanisms overlook privacy concerns of the involved customers. To address these limitations, in this paper, we leverage the blockchain and smart contracts to build a decentralized charging coordination mechanism without the need for centralized charging coordinator. After each ESU sends a charging request to the smart contract address on the blockchain, the smart contract will run the charging coordination mechanism in a self-executed manner such that ESUs with the highest priority are charged in the present time slot while charging requests of lower priority ESUs are deferred to future time slots. We have implemented the proposed mechanism on the Ethereum blockchain and our analysis shows that the blockchain enables a decentralized charging coordination with increased transparency, reliability, and privacy preservation.

Index Terms—Blockchain; decentralized system; charging coordination; energy storage units.

I. INTRODUCTION

A. Motivation

Energy storage units (ESUs), including both home batteries and electric vehicles (EVs), present an effective mean to enhance the functionalities of the aging power grid. Specifically, ESUs represent a powerful emergency backup that can be used during electricity outage events, which in turn enhances the grid resilience. Moreover, ESUs provide an approach to overcome the intermittent nature of renewable energy sources, which allows for high integration level of eco-friendly energy sources. Consequently, ESUs offer environmental benefits as well by reducing the greenhouse gas emissions. In addition, the stored energy in such units can be used during peak load periods, which in turn reduces the stress on the power grid during these periods, and hence, enables effective demand response. Furthermore, ESUs offer economic benefits by reducing the customers' electricity bills as the ESU owners can purchase energy from the grid during low tariff periods and then use it during high tariff periods.

Despite their several benefits, ESUs pose several challenges that need to be addressed for efficient integration in the power grid. In specific, a simultaneous mass scale uncoordinated charging of ESUs may lead to lack of balance between the

charging demands and the energy supply resulting in instability of the overall resilience of the grid [1]. In severe cases, this could lead to a mass blackout. In order to mitigate such consequences, there is a substantial need for a charging coordination mechanism to avoid stressing the distribution system and prevent power outage [2].

However, the existing charging coordination mechanisms [3], [4] suffer from several limitations. First, the existing mechanisms rely on a single entity, namely charging coordinator (CC), to coordinate the charging requests. In turn, this can lead to the single server problem, i.e., if a successful denial of service attack is launched on the CC, it will be down and consequently a large number of charging requests could not be coordinated. Second, most of the existing works consider that the CC is a trusted party who is completely honest in scheduling charging requests. As a result, the ESU owners are not aware whether the charging schedules are computed correctly. In specific, a transparent charging coordination mechanism does not exist. Third, the existing charging coordination mechanisms require that the ESUs report some data to the CC such as whether an ESU needs to charge or not, the time-to-complete-charging (TCC), the battery state-of-charge (SoC), and the amount of required charging. This, in turn, reveals private information about the owners of the ESUs, such as the location of an EV and the activities of a house's residents [5], [6]. For example, the charging demands sent from an EV can reveal whether the EV's owner is at home and how long he/she will stay, and how often he/she drives. Also, if a home battery is not charged for an extended period, this can reveal that the residents do not spend time at home because they are traveling. The aforementioned limitations highlight the need for a decentralized, transparent, and privacy-preserving charging coordination mechanism.

Recently, blockchains have attracted the attention of both academia and industry across a wide range of fields.

With a blockchain in place, applications can operate in a decentralized and transparent fashion, without the need for a central authority, while achieving the same functionality previously attained through a trusted intermediary. In addition, blockchains open the way to create smart contracts, which represent a piece of code on the blockchain that performs an action once certain criteria are met. Since it resides on the blockchain, smart contracts can be self-executed without the need for third parties [7]. Furthermore, the participants in a blockchain are represented by anonymous credentials and data encryption is also adopted, and hence, the privacy of

the users and the data is well preserved. Hence, blockchains can enable decentralized, transparent, and privacy-preserving charging coordination mechanism.

B. Related Work

In literature, few research works have adopted blockchain for smart grid applications. For instance, in [8], a blockchain-based private decentralized energy trading system is proposed. The system allows peer-to-peer energy trading without the need for a third-party intermediary. In [9], a smart grid monitoring system is proposed based on blockchain to ensure transparency, provenance, and immutability. In [10], a blockchain-based dynamic pricing mechanism is proposed for EV charging. The mechanism allows customers to find the cheapest charging station within a previously defined region while preserving the privacy of the customers. Different stations store their bids for tariffs on the blockchain based on the requested energy. Unfortunately, the existing research works do not present a mechanism that enables decentralized, transparent, and privacy-preserving charging coordination, which schedules incoming charging requests in a manner that efficiently utilizes the power grid capacity while not stressing the grid.

C. Contributions

In this paper, we propose a blockchain-based charging coordination mechanism. A smart contract defining the rules to coordinate charging between different ESUs is proposed. Each ESU sends a charging request containing its power demand, SoC, and TCC to the smart contract address. The charging request is signed using the ESU's private key. To preserve privacy, each ESU has a number of certified pseudonyms. Based on the submitted information and the maximum available grid capacity, the smart contract will automatically determine a priority index for each ESU, and ESUs with the highest priority can be charged following a Knapsack algorithm [11]. To be the best of our knowledge, *this work is the first to employ the blockchain technology to enable decentralized charging coordination mechanism* with the following features:

- 1) *Reliability*. The scheme is reliable because of running the charging coordination mechanism does not rely on a single server (CC) and all the computations are carried out in a decentralized manner through the blockchain nodes [12].
- 2) *Privacy-preservation*. Since the ESUs use anonymous credentials and the execution of the charging coordination mechanism is done in a self-executed manner without interaction between the utility and the ESUs.
- 3) *Transparency and verifiability*. In our scheme, ESUs can run knapsack algorithm to ensure that the charging schedules are calculated correctly.
- 4) *Data integrity*. Once ESUs send their charging request to the blockchain, they can later ensure the integrity of these requests since they have access to the blockchain, which cannot be done in centralized approaches.

The rest of this paper is organized as follows. In Section II, we present the system model under consideration. Then,

we introduce a temporal charging coordination approach in Section III. The blockchain-based privacy-preserving charging coordination mechanism is presented in section IV. The evaluations of the proposed mechanism are provided in Section V. Finally, Section VI concludes the paper.

II. SYSTEM MODEL

Time is divided into a group of slots $\mathcal{T} = \{1, 2, \dots, T\}$ with equal duration τ that covers the 24 hours of the day, and $T = 24/\tau$. The ESUs are deployed within a set of communities. At each time slot, each ESU in a community sends a charging request $R_v = P_v, S_v, K_v, TS, ID_g, \sigma(PK_v|TS|ID_g)$, where P_v is the amount of charging energy required by the ESU, S_v ($0 \leq S_v < 1$) is the battery SoC, K_v ($K_v \geq 0$) is the TCC, TS is a time stamp, ID_g is the charging community group ID, PK_v is the ESU public key, and σ is a signature from the utility on $PK_v|TS|ID_g$. In addition, within each time slot, we have a set of ESUs that can be expressed as $\mathcal{V} = \{1, 2, \dots, V\}$, each with a charging request R_v . The ESUs submit their charging requests to the blockchain network that contains a smart contract implementing the charging coordination mechanism, as shown in Fig. 1.

A. Blockchain Network

The blockchain is a decentralized and immutable append-only data structure ledger. A blockchain network presents two key elements, namely, addresses and transactions. The address represents an account on the blockchain. In our mechanism, both the utility and ESUs have addresses on the blockchain. Each entity creates a public/private key pair and the address of that entity is then generated from the public key. Furthermore, the proposed mechanism presents two kinds of transactions. The first is made by an ESU containing a charging request R_v . The second kind of transactions is made by the utility, which contains the expected regular load profile (residential, commercial, and industrial loads) for the whole day. This transaction is made only once and there will not be any need for further interference from the utility side. In all kinds, senders should send anonymous signatures to the blockchain.

Another key element in any blockchain is the miners or validators who are considered to be blockchain full nodes that do not fully trust each other but they can ensure that the data on the ledger is the same for all the nodes in the network based on a consensus algorithm. In our mechanism, we adopt Ethereum that uses the Proof of Stake (PoS) consensus algorithm, which presents the second market cap after the Bitcoin for two main reasons. First, it is permissionless so that any interested party can anonymously read and post transactions on the blockchain network. Second, it supports more complicated (Turing-complete) operations, widely known as smart contracts. As shown in Fig. 1, it is not required that ESUs store a complete copy of the blockchain. Alternatively, they can be a blockchain light node by operating on Ethereum light client mode that allows lightweight devices such as Raspberry Pi devices to join the network, download block headers as they appear, and only validate certain pieces of state on-demand as required by their users.

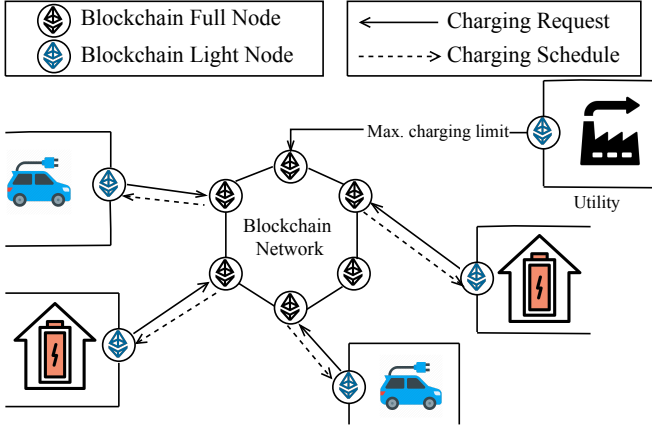


Figure 1: Illustration for the system model under consideration.

B. Smart Contract

Smart contracts are scripts (codes) stored on the blockchain that can be executed once an action is received. Since they reside on the chain, they have a unique address that is used so that users can interact with the smart contract. In our mechanism, the charging requests are included in the triggering transaction. Hence, once requests are received, the code (smart contract) is executed automatically and independently on each node of the blockchain network. As per Fig. 1, the utility is responsible for posting the maximum load profile that ESUs in each community can charge. Finally, in our prototype implementation, we used solidity¹ which is considered the most widely used language for writing smart contracts.

III. TEMPORAL COORDINATION OF ESUS' CHARGING

This section describes a greedy algorithm that efficiently schedules the charging of the ESUs. In the next section, we will discuss how to implement this scheduling algorithm as a smart contract in the blockchain.

The ESUs are deployed within a set of communities. Each community is associated with an electric bus that presents a loading limit of C kW. The regular load profile capacity within a specific community can be denoted by P_R kW at a given time slot, which accounts for residential, commercial, and industrial loads. In some cases, it is not possible that all ESUs with charging requests can be scheduled for charging at the present time slot due to the capacity limitation. Hence, a priority index is calculated for each ESU and the ESUs with the highest priorities will be charged at the present time slot while ensuring that $\sum P_v \leq C - P_R$, where P_v is the amount of charging demand requested by an ESU. Meanwhile, other ESUs' charging requests can be deferred to future time slots.

To determine the ESU's priority for charging at the present time slot, two main components play a vital role, namely, the TCC (K_v) and the battery SoC (S_v). Typically, an ESU with low S_v and short K_v should have higher charging priority than an ESU with high S_v and/or potentially long K_v .

Subsequently, for each ESU v , we specify a priority function U_v such that

$$U_v = \beta_1(1 - S_v) + \beta_2 F(K_v), \quad (1)$$

where β_1 and β_2 can be used as weights to determine the relative significance of S_v and K_v , with $\beta_1 + \beta_2 = 1$, $F(K_v)$ is a decreasing function of K_v with a range of $[0, 1]$ and $F(K_v) = 0$ for long TCC and equals 1 for short TCC, and SoC value (S_v) $\in [0, 1)$ with $S_v = 1$ for a completely charged ESU. To illustrate, an ESU v with low S_v value and short K_v will have a high priority value U_v . Then, because of the limiting capacity in the present time slot, our goal is to schedule the ESUs that have the highest priority for charging in the present time slot, and postpone the charging of ESUs that have lower priorities to future time slots.

The charging schedule indicates whether a given ESU v will be charged in the present time slot ($x_v = 1$) with the charging request (P_v) or not ($x_v = 0$), where

$$\begin{aligned} \max_{x_v \in \{0,1\}} \quad & \sum_{v \in \mathcal{V}} x_v U_v \\ \text{s.t.} \quad & \sum_{v \in \mathcal{V}} x_v P_v \leq C - P_R, \end{aligned} \quad (2)$$

It should be noted that a scheduled ESU can obtain its entire charging demand (P_v) at the current time slot according to (2). To ensure an efficient resource utilization, the remaining capacity after the scheduling of ESUs according to (2), $C - P_R - \sum x_v P_v$, will be assigned to the ESU with highest priority among all unscheduled ESUs. Such an ESU which has not fully charged at the current time slot, will be suspended to the next slot to obtain whatever is left of its charging request.

The charging coordination problem in (2) at each time slot can be well described as a Knapsack problem [11] where a set of items with different values and weights need to be packed in a knapsack of maximum capacity. The Knapsack problem aims to select the items with the highest values while satisfying the knapsack capacity constraint. In this context, the ESUs are mapped to the items, the ESU priority U_v represents the item value, the ESU charging request P_v resembles to the item weight, and the charging limit constraint $C - P_R$ is equivalent to the knapsack limit. Hence, in order to schedule ESU charging at each time slot according to (2), we have modified a greedy algorithm for solving the Knapsack problem in polynomial time complexity [11]. The greedy algorithm that solves (2) sorts the ESU in a descending order according to the ratio between their priorities and weights. Then, ESUs with the highest orders are scheduled for charging in the current time slot, while accounting for the capacity limit.

IV. BLOCKCHAIN-BASED CHARGING COORDINATION

This section describes the proposed blockchain-based charging coordination mechanism. The proposed mechanism operates in four phases, namely, acquiring anonymous credentials, charging request submission, charging coordination. The charging coordination algorithm described in Section III is implemented via a smart contract described in the pseudo code of Algorithm 1. Two data types are supported in our smart contract, namely, address and mapping. The address is a special

¹<https://solidity.readthedocs.io/en/develop/>

data type that is used to store the message caller, and the mapping resembles a hashmap that stores each ESU-related data such as TCC, SoC, and the charging amount. The smart contract described in Algorithm 1 consists of a constructor named `Charging_Coordination` and the following methods (functions), namely `Recieve_Charging_Request`, `Knapsack`, and `Quick_Sort`.

A. Acquiring Anonymous Credentials

In order to allow a group of ESU to authenticate their charging requests anonymously, each ESU should request a Partial Blind Signature (PBS) [14] from the utility on every Ethereum address PK_v that will be used during charging request submission phase. In this phase, the ESU uses its real identity and this phase can occur every long period like a week. The utility signs the blinded public key PK_v and add time stamp TS and the identifier of the group the ESU belongs ID_g to the the signature $\sigma_{Blind}(PK_v|TS|ID_g)$. Then, during the charging request submission, each ESU should hide its real identity by using one of its certified addresses PK_v along with the unblinded anonymous signature $\sigma(PK_v|TS|ID_g)$ of the utility on PK_v , so that, the smart contract can verify the legitimacy of the received request.

B. Charging Request Submission

In this phase, the ESUs submit a charging request ($R_v = P_v, S_v, K_v, TS, ID_g, \sigma(PK_v|TS|ID_g)$) to the blockchain. The charging request is made as a transaction submitted to the smart contract address on the blockchain, and cannot be linked directly to a specific ESU. As a fundamental concept in blockchain, the ESU address changes for each transaction for privacy preservation reasons. The method `Recieve_Charging_Request` can be called by an ESU to submit a charging request to the smart contract. This method calls `Is_Authorized` method that checks if the sender address and the anonymous signature σ are from a legitimate ESU, in such case the sender address and the request info are added to the requests list of the current time slot. Since, Ethereum does not support fixed point numbers and in order to allow our contract to compute the priority index described in Equation 1, we have mathematically represented β_1 and β_2 as numbers in the range of $[0, 1000]$. Then, the ESU's priority value is divided by the requested charging amount as shown in Algorithm 1.

C. Charging Coordination

By the end of each time slot, a greedy algorithm for solving the Knapsack problem is executed over the received charging requests by triggering the method `Knapsack`, which first calls the `QuickSort` method that sorts the ESUs in a descending order according to the ratio of the priority index to the amount of requested charging. Finally, each ESU will be assigned a certain charging amount at a given time slot.

It is worth mentioning that smart contracts need to be triggered by an external account to do some operation. In order to ensure that the `Knapsack` method is executed at the end of each time slot, Aion², which

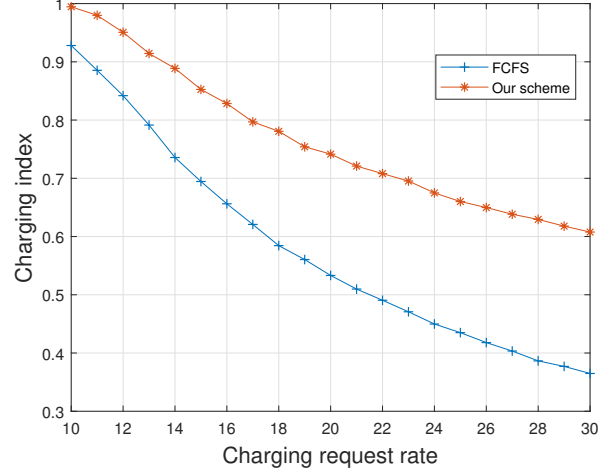


Figure 2: Average charging index versus charging request rate.

is a smart-contract-based system deployed at address 0xCBe7AB529A147149b1CF982C3a169f728bC0C3CA at the Ethereum blockchain, is employed. With Aion, transactions of any type such as contract's function executions can be scheduled to be executed at specific time instants. In other words, the charging coordination process can be carried out in a completely automatic way (at each time slot) without any interference from any other party.

V. PERFORMANCE EVALUATION

A. Charging Coordination Evaluation

First, we evaluate the proposed charging coordination mechanism by comparing it with the First-Come-First-Serve (FCFS) approach, in which the ESU that demands charging first gets charged regardless of its TCC or SoC. We conduct the experiment for 30 time slots with a battery capacity of 200 kW and maximum capacity for charging per time slot ($C - P_R$) of 1000 kW. First, there are 10 ESUs that need to charge, and a Poisson distribution with an average of λ is used to simulate the arrival process of new charging requests at each time slot. The battery SoC is a random number in the range of $[0, 1]$ that follows a uniform distribution, while the TCC is a random number that follows a Geometric distribution with an average of 4. The priority function, $F(K_v)$ is set to 1, 0.5, and 0, when $K_v=1$, $K_v=2$, and $K_v > 3$ respectively. The results are the average of 80 runs. We use the charging index as a metric for performance evaluation. It is calculated by dividing the amount of power an ESU charges by the amount of required charging, which is a value in the range $[0, 1]$. Fig. 2 shows the charging index of our mechanism at different values of λ compared with FCFS. The figure indicates that our mechanism can deliver higher charging power to the ESUs.

B. Computation Cost Analysis

The Ethereum blockchain uses the *Ethereum Virtual Machine* (EVM) to execute the code of smart contracts. This EVM is quasi-Turing complete. A machine is Turing complete when it is able to solve any calculable problem given enough

²<https://github.com/ETH-Pantheon/Aion>

Algorithm 1: Pseudocode for the charging coordination contract

```

1 contract Charging_Coordination
2   function Charging_Coordination(_owner, PR)
3     owner ← _owner
4     MaxCapacity ← C - PR // Charging Capacity
5   Struct ESU(Pv, TTC, SoC, Priority, xv, PScuduled)
6   mapping (address => ESU) ESUs
7   address [] ESUlist
8   function Recieve_Charging_Request(_Pv, _TTC, _SoC,  $\sigma(ID_v)$ )
9     // receive charging requests
10    if Is_Authorized(msg.sender,  $\sigma(ID_v)$ )
11      ESUlist.push(msg.sender)
12      ESU.Pv ← _Pv
13      ESU.TTC ← _TTC
14      ESU.SOC ← _SoC
15      ESU.Priority ← ( ( 500 * 1- _TTC ) + ( 500 * _SoC ) ) / _Pv );
16    end
17  function Knapsack()
18    QuickSort(0, ESUlist.length-1); // call QuickSort
19    for i ← 0 to ESUlist.length-1 do
20      if ESUs[ESU_list[i]].Pv ≤ MaxCapacity
21        ESUs[ESU_list[i]].xv ← 1
22        ESUs[ESU_list[i]].PScuduled ← ESUs[ESU_list[i]].Pv
23        MaxCapacity ← MaxCapacity-ESUs[ESU_list[i]].Pv
24      end
25    end
26  function Quick_Sort(_Start, _End)
27    Start ← _Start
28    End ← _End
29    if Start = End return;
30    pivot ← ESUs[ESU_list[(Start + (End - Start) / 2)].Priority;
31    while Start ≤ End do
32      while ESUs[ESU_list[Start]].Priority > pivot do
33        Start++
34      end
35      while pivot > ESUs[ESU_list[End]].Priority do
36        End--
37      end
38      if Start ≤ End
39        (ESU_list[Start], ESUlist[End]) ← (ESU_list[(End)], ESUlist[Start])
40        Start++
41        End--
42      end
43    end
44    if _Start < End QuickSort(_Start, End);
45    if Start < _End QuickSort(Start, _End);

```

	GAS	Price (ETH)
Deploy_Contract	742276	0.0044537
Recieve_Charging_Request	76981	0.0004619

Table I: Summary of execution costs.

space and time, and it is quasi as the EVM requires enough GAS (Ether) units to operate. Every instruction consumes GAS units to be executed in the EVM. For example: to add two values from memory, 3 GAS units should be paid [12]. If a user wants to execute a smart contract and sends a transaction to the Ethereum network that contains the instruction to do something, the user has to pay GAS units.

We have implemented a smart contract for Algorithm

1 in Solidity 0.4.0, which allows to design such contracts with private and public methods and has a set of basic data types. The smart contract was deployed into the Kovan blockchain [15] in block 24,538 with address 0xf87c410e1b35a4424e764873964220818a222993.

The execution costs of our mechanism can be considered as follows. The execution cost of deploying the smart contract to the blockchain, the cost of calling Recieve_Charging_Request method by an ESU, and the cost of running the Knapsack method. According to [16], the cost for 1 unit of GAS is on average 5 Gwei = 5×10^9 ETH. Table I shows the execution cost of deploying the contract and Recieve_Charging_Request method. It can be noted that the costs are relatively low. For the execution cost of the Knapsack method, Fig. 3 shows that as the

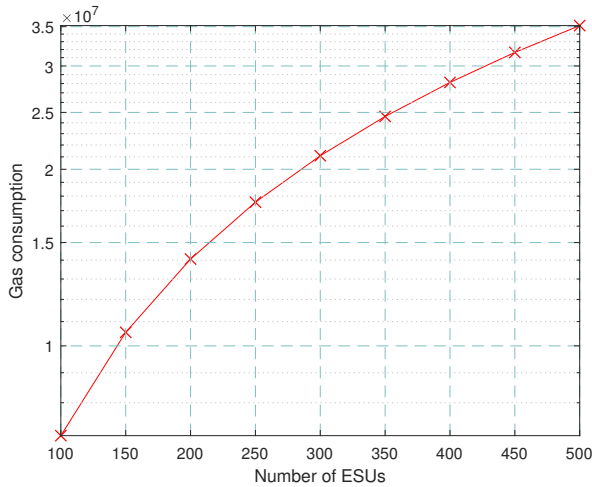


Figure 3: Execution cost of Knapsack method.

number of ESUs sending charging requests increases, the GAS consumption increases. Despite the reduced complexity of the proposed coordination algorithm, using the `Quick_Sort` method presents a complexity of $|\mathcal{V}|\log|\mathcal{V}|$ that incurs an increase in the expected cost. While smart contracts offer a very promising way to implement protocols in a privacy-preserving as well as transparent manner without the need to rely on a single centralized coordinator, it is still in its early evolving stage, and some limitations need to be addressed such as the scalability of number of operations made by the EVM.

C. Security/Privacy Analysis

Besides the fair charging coordination feature that stemmed from the Knapsack algorithm, our proposed mechanism presents the following unique features:

- 1) *Decentralized charging coordination.* Since the blockchain is responsible for executing the charging coordination among interested parties, it is impossible to have a single point of failure. An attacker needs to control a massive number of blockchain nodes in order to reach a system failure state, which is practically impossible.
- 2) *Availability.* the proposed scheme resists against Denial-of-service (DoS) attacks. In such an attack, an attacker targets an ESU or even the utility to prevent legitimate transactions from appearing on the ledger, thus preventing them from posting new charging requests. To launch this attack successfully, the attacker will need to control the majority of the mining power of the network, which is practically impossible.
- 3) *Privacy-preserving charging activities.* In the proposed mechanism, the transactions are linked with a pseudonym address that are recorded and made public on the blockchain. However, since each ESU acquires a list of certified pseudonyms using PBS, this means that the privacy of ESUs' requests are preserved as long as the pseudonyms are not linked to a specific ESU.
- 4) *Charging request verifiability.* Since each user have an access to the blockchain, he/she can verify the charging

request sent by him and more importantly, the results of running the modified Knapsack algorithm can be verified so that the user can check whether he/she has a priority to charge or not. As a result, the proposed mechanism offers high transparency.

VI. CONCLUSION

In this paper, a charging coordination mechanism for ESUs has been proposed based on the blockchain technology. First, a temporal charging coordination mechanism is presented based on the Knapsack problem to maximize the power delivered to the ESUs while respecting the grid capacity limitations. Different from the traditional centralized implementation, a prototype implementation of the proposed coordination mechanism is deployed on the Ethereum blockchain so that ESUs can get their charging demands in a decentralized, transparent, and verifiable manner. Finally, we found that the costs for deploying and executing the implemented smart contract in Ethereum is reasonable for a small scale community of ESUs. In our future work, we plan to implement our mechanism in a blockchain technology that does not rely on cryptocurrency to execute the application so that the coordination mechanism can be implemented in a large scale.

REFERENCES

- [1] E. Sortomme, M. M. Hindi, S. J. MacPherson, and S. Venkata, "Co-ordinated charging of plug-in hybrid electric vehicles to minimize distribution system losses," *IEEE transactions on smart grid*, vol. 2, no. 1, pp. 198–205, 2011.
- [2] R. A. Verzijlbergh, M. O. W. Grond, Z. Lukszo, J. G. Slootweg, and M. D. Ilic, "Network impacts and cost savings of controlled EV charging," *IEEE Transactions on Smart Grid*, 2012.
- [3] M. Wang, M. Ismail, R. Zhang, X. S. Shen, E. Serpedin, and K. Qaraqe, "A semi-distributed V2V fast charging strategy based on price control," in *Proc. Of Global Communications Conference (GLOBECOM)*. IEEE, 2014, pp. 4550–4555.
- [4] M. Wang, M. Ismail, R. Zhang, X. Shen, E. Serpedin, and K. Qaraqe, "Spatio-temporal coordinated V2V energy swapping strategy for mobile PEVs," *IEEE Transactions on Smart Grid*, vol. 9, no. 3, pp. 1566–1579, 2018.
- [5] P. Akula, M. Mahmoud, K. Akkaya, and M. Song, "Privacy-preserving and secure communication scheme for power injection in smart grid," *Proc. of IEEE International Conference on Smart Grid Communications*, 2015.
- [6] NIST, "Guidelines for smart grid cyber security: vol. 3 supportive analyses and references," *NISTIR 7628, The Smart Grid Interoperability Panel - Cyber Security Working Group*, August 2010.
- [7] T. M. Fernández-Caramés and P. Fraga-Lamas, "A review on the use of blockchain for the Internet of Things," *IEEE Access*, 2018.
- [8] N. Z. Aitzhan and D. Svetinovic, "Security and privacy in decentralized energy trading through multi-signatures, blockchain and anonymous messaging streams," *IEEE Transactions on Dependable and Secure Computing*, vol. 15, no. 5, pp. 840–852, 2018.
- [9] J. Gao, K. O. Asamoah, E. B. Sifah, A. Smahi, Q. Xia, H. Xia, X. Zhang, and G. Dong, "Gridmonitoring: secured sovereign blockchain based monitoring on smart grid," *IEEE Access*, vol. 6, pp. 9917–9925, 2018.
- [10] F. Knirsch, A. Unterweger, and D. Engel, "Privacy-preserving blockchain-based electric vehicle charging with dynamic tariff decisions," *Computer Science-Research and Development*, vol. 33, no. 1-2, pp. 71–79, 2018.
- [11] H. Kellerer, U. Pferschy, and D. Pisinger, "Knapsack problems," *Springer, Berlin*, 2004.
- [12] G. Wood, "Ethereum: A secure decentralised generalised transaction ledger," *Ethereum project yellow paper*, vol. 151, pp. 1–32, 2014.
- [13] K. Christidis and M. Devetsikiotis, "Blockchains and smart contracts for the internet of things," *IEEE Access*, vol. 4, pp. 2292–2303, 2016.

- [14] T. Okamoto, "Efficient blind and partially blind signatures without random oracles," in *Theory of Cryptography Conference*. Springer, 2006, pp. 80–99.
- [15] Kovan Testnet, "Available: <https://kovan-testnet.github.io/website/>."
- [16] Ethereum gas station, "Available: <https://ethgasstation.info/>."