

# Dynamic Pricing under a Static Calendar

Will Ma

Operations Research Center, Massachusetts Institute of Technology, Cambridge, MA 02139, willma@mit.edu

David Simchi-Levi

Institute for Data, Systems, and Society, Department of Civil and Environmental Engineering, and Operations Research Center, Massachusetts Institute of Technology, Cambridge, MA 02139, dslevi@mit.edu

Jinglong Zhao

Institute for Data, Systems, and Society, Massachusetts Institute of Technology, Cambridge, MA 02139, jinglong@mit.edu

This work is motivated by our collaboration with a large Consumer Packaged Goods (CPG) company. We have found that while they appreciate the advantages of dynamic pricing, they deem it operationally much easier to plan out a static price calendar in advance.

In this paper, we investigate the efficacy of static control policies for dynamic revenue management problems. In these problems, a firm is endowed with limited inventories to sell over a finite time horizon where demand is known but stochastic. We consider both pricing and assortment controls, and derive simple static policies in the form of a price calendar or a planned sequence of assortments, respectively. We show that our policies are within  $1-1/e$  (approximately 0.63) of the optimum under stationary (IID) demand, and  $1/2$  of optimum under non-stationary demand, with both guarantees approaching 1 if the starting inventories are large.

A main contribution of this work is developing a system of tools for establishing best-possible performance guarantees relative to linear programming relaxations; specifically, structural properties about static policies which provide a complete characterization of tight bounds in the stationary setting, and an adaptation of the well-known prophet inequalities from optimal stopping theory to pricing and assortment problems in the non-stationary setting. We also demonstrate on data provided by the CPG company that our simple price calendars are effective.

## 1. Introduction

A revenue management problem can be generally described as follows. A firm has finite inventories of multiple items to sell over a finite time horizon. The starting inventories are un replenishable and exogenously given, having been determined by supply chain constraints or a higher-level managerial decision. The firm can control its sales through sequential decisions in the form of accepting/rejecting customer requests, pricing, or adjusting the assortment of items offered. Its objective is to maximize the cumulative revenue earned before the time horizon or inventory runs out.

We consider the setting where customer demand is *distributionally-known* and *independent* over the time horizon, having been estimated from historical sales. The literature has also considered other settings, where an unknown IID demand distribution (Besbes and Zeevi 2009, Agrawal et al. 2017) or an evolving demand process correlated across time (Araman and Caldentey 2009, Ciocan and Farias 2012) must be dynamically learned, to list a few references. In our setting, the firm’s decision at one point in time has no impact on its estimate of the demand at another point in time. Instead, the time periods are linked by the inventory constraints, and the firm must trade off between *revenue-centric* decisions which maximize expected revenue irrespective of inventory consumption, and *inventory-centric* decisions which maximize the yield from the remaining inventory. Revenue-centric decisions tend to be myopic and maximize the sales volumes of the most popular items, while inventory-centric decisions tend to be conservative and charge higher prices or prioritize selling highly-stocked items.

Intuitively, the optimal control policy would make revenue-centric decisions when the overall remaining inventory is plentiful for the remaining time horizon, and inventory-centric decisions when the overall remaining inventory is scarce relative to the remaining time horizon. However, not all firms have the infrastructure to query the state of its inventory in real-time and adjust its decisions accordingly. In the case of the Consumer Packaged Goods (CPG) company we are working with, it is of great operational benefit for their brick-and-mortar stores to set a price calendar far in advance, before any sales are realized, which allows the marketing team to design flyers and advertisements accordingly.

In this paper, we derive *static* (or *non-adaptive*) policies, which must plan out all of the firm’s decisions at the start of the time horizon, for revenue management problems that are intrinsically *dynamic*, where the optimal policy *should* adapt to the realized inventory state. We demonstrate the effectiveness of our policies on data provided by the CPG company. Our policies are also structurally very simple, and have performance guarantees comparable to those of their dynamic counterparts.

### 1.1. Models Considered

We partition the time horizon into a discrete number of time periods. This does not lose generality, since a continuous time horizon can be modeled by the limiting case where the time periods are arbitrarily granular. Similarly, we model each item as having discrete “prices points” at which it could be sold. This allows us to both approximate a continuous price range and capture situations where fixed price points have been pre-determined by market standards.

Throughout this paper, we will consider two models which differ in the type of decision made by the firm.

1. **Single-item Pricing:** There is a single item with a discrete starting inventory. We are given, for each time period  $t$  and each feasible price  $p$ , the probability  $q_t(p)$  of earning a sale if price  $p$  is offered during time  $t$ . The goal is to plan, for each time period  $t$ , the price to offer during time  $t$ , with no sales occurring if inventory has stocked out. We also generalize our results to the *fractional-demand* setting, where the demand distribution given for each time  $t$  and price  $p$  is over the continuous interval  $[0,1]$  (after normalizing), and the sales at a time period is the minimum of the realized demand and remaining inventory.
2. **Assortment (and Pricing):** There are multiple items each with a discrete starting inventory. We are given, for each time period  $t$  and each assortment  $S$  of items which could be offered (as well as corresponding prices), the probability of selling each item in  $S$  during time  $t$ . We assume that these choice probabilities satisfy a *substitutability* condition (see Section 2.1), which is very mild and standard in the literature. The goal is to plan, for each time period  $t$ , the assortment of items (and prices) to offer during time  $t$ , with no sales occurring if the customer chooses an item that has stocked out.

These two prototypical models capture most controls used in revenue management, including the case where the firm’s decision is to accept/reject customer requests (Talluri and Van Ryzin 2006, Maglaras and Meissner 2006). The single-item pricing problem with discrete prices and  $\{0,1\}$ -demand is a special case of the assortment problem with pricing. Nonetheless, we consider it separately, because the optimal static policy satisfies additional structural properties in this special case, and the generalization to  $[0,1]$ -demand is what we will apply on the data provided by the CPG company.

Finally, we will consider the following two demand models separately, because the design of effective policies changes significantly when the demand is stationary (IID).

1. **Stationary:** the demand distribution for a specific decision, e.g. the purchase probability  $q_t(p)$  associated with price  $p$ , is identical for all time periods  $t$ .
2. **Non-stationary:** the demand distribution for any decision can vary arbitrarily over time (but the realizations are still independent across  $t$ ).

## 1.2. Differences between our Static Policies and Existing Policies

Our policies are based on a *deterministic linear program* (see Section 2.2 for details), which can be formulated for a given problem instance (items, inventories, prices, and demand distributions) in advance, and hence be used to derive static policies. At a high level, the LP uses deterministic values to approximate the random execution of a policy, and we can use its optimal solution as a “guide” in designing actual policies.

Such an LP was first used for the single-item pricing problem under stationary demand (Gallego and Van Ryzin 1994). It is known<sup>1</sup> that in the general non-degenerate case, an optimal LP solution will suggest two prices  $p_H, p_L$  to be offered for fractions  $\alpha, 1 - \alpha$  of the time horizon, respectively. Our static policy is to simply offer the higher price  $p_H$  for the first  $\alpha$ -fraction of the time horizon, and offer the lower price  $p_L$  for the remaining time horizon (rounding as necessary to fit the discrete time periods). By contrast, the policy originally proposed for this situation by Gallego and Van Ryzin (1994, Sec. 4) allowed the prices  $p_H, p_L$  to be offered in either order, but required the switching point to be *dynamically* determined based on the realized inventory levels. We show that if the switching point must be fixed in advance, then only the high-to-low ordering of prices is effective.

For the assortment problem under stationary demand, we propose a similar static policy which follows the *choice-based* deterministic LP originating from Gallego et al. (2004), in this case probabilistically. The choice-based LP can in general be solved efficiently despite having exponentially-many variables, and we defer discussion about such methods to Cheung and Simchi-Levi (2016).

Moving to non-stationary demand, we can no longer directly follow the LP solution. In fact, we may want to modify certain decisions suggested by the LP to ensure that sufficient inventory is “reserved” for higher-revenue time periods (see Example 1). To accomplish this, we introduce a *bid price*  $c_i$  for each item  $i$ , which can be interpreted as the opportunity cost of a unit of item  $i$ ’s inventory. Our bid prices  $c_i$  are based on the non-stationary LP, but end up being time-invariant (i.e., independent of  $t$ ).

In the single-item pricing problem, letting  $c$  denote the bid price of the single item, our static policy is to greedily maximize the expected “profit” under cost  $c$ . That is, our policy sets the price at each time  $t$  to be  $\arg \max_p (p - c) \cdot q_t(p)$ . Policies based on bid prices are common in revenue management, and the papers by Adelman (2007), Rusmevichientong et al. (2017) imply static policies for our problem which take the same form. The difference is in the computation of the bid prices, where their bid prices are time-varying and based on approximate dynamic programming, while our bid prices are time-invariant and based on the LP.

In the assortment problem under non-stationary demand, our static policy is to take the LP solution, remove from the suggested assortments all instances where an item  $i$  is offered at a price less than  $c_i$ , and then follow the modified solution. In doing so, we are treating  $c_i$  as an *acceptance threshold* instead of a bid price. Our policy is similar to those of Wang et al. (2015), Gallego et al. (2016), in that it probabilistically imitates the LP solution and independently determines for each item  $i$  when to discard it from the assortment. However, our discarding rule is static and based on a fixed  $c_i$ , whereas their discarding rule is dynamic and based on the realized inventory levels.

<sup>1</sup> This fact also originated from Gallego and Van Ryzin (1994), although it is not to be confused with their result in the *continuous-price, regular-demand-function* setting, which says that the LP suggests a *single* price.

**Table 1** Lower bounds on the performance of static and dynamic policies. Our new results (in Section 2.4) are **bolded**.

	Dynamic Policies	Static Policies
Stationary Demand	$1 - 1/e \xrightarrow[b \rightarrow \infty]{\text{w/ error rate } O(1/\sqrt{b})} 1$	$1 - 1/e \xrightarrow[b \rightarrow \infty]{\text{w/ error rate } O(1/\sqrt{b})} 1$
Single-item Pricing	[Gallego and Van Ryzin (1994)]	<b>[Theorem 1]</b>
Assortment	[Liu and Van Ryzin (2008)]	<b>[Theorem 2]</b>
General Demand		<b>[Theorem 1]</b>
Non-stationary Demand	1/2	1/2
Pricing/Assignment	[Wang et al. (2015)]	[Rusmevichientong et al. (2017); <b>Theorems 3–4]</b>
Assortment	[Gallego et al. (2016)]	
General Demand		<b>[Theorem 3]</b>
Non-stationary Demand	$\xrightarrow[b \rightarrow \infty]{\text{w/ error rate } O(1/\sqrt{b})} 1$	$\xrightarrow[b \rightarrow \infty]{\text{w/ error rate } O(\sqrt{\log b/b})} 1$
Single-item Pricing	[Wang et al. (2015)]	[Hajiaghayi et al. (2007); <b>Theorem 5]</b>
Assortment	[Gallego et al. (2016)]	<b>[Theorem 6]</b>
General Demand		<b>[Theorem 5]</b>

Note:  $b$  refers to the amount of starting inventory (or the smallest starting inventory, if there are multiple items).

### 1.3. Performance Guarantees and Analytical Techniques

We establish performance guarantees for our static policies which, in many cases, improve existing guarantees even for dynamic policies. All of our guarantees are ratios relative to the optimal LP objective value, which is an upper bound on the performance of any static or dynamic policy.

Our results are outlined in Table 1. The baseline performance ratio is  $1/2$  for stationary demand and  $1 - 1/e$  for non-stationary demand. That is, our static policies always earn at least 50% of the optimum in expectation, with the ratio improving to  $\approx 63.2\%$  if the given demand distributions are stationary. Both of these ratios are tight. The ratios also increase to 100% as  $b$ , the starting inventory level when demand has been normalized to lie in  $[0,1]$  (or in the assortment setting, the minimum starting inventory among the items), increases to  $\infty$ .

In the stationary-demand pricing problem, Gallego and Van Ryzin (1994) have previously derived both the lower bound of  $1 - 1/e$  and an asymptotic-optimality result. However, their policy is in general dynamic, unless the demand function is *regular* over a continuous interval. By contrast, we show that the same results can be obtained using a static policy, regardless of demand regularity, if we sort the prices from high-to-low in the static policy. Also, in our analysis, we derive the tightest possible bound for every value of  $b$  and  $T$  (the number of time periods), which allows us to establish asymptotic optimality in only  $b$ . To our knowledge, existing analyses in the revenue management literature have scaled both  $T \rightarrow \infty$  and  $b \rightarrow \infty$  to get an asymptotic optimality result.

In the stationary-demand assortment problem, we obtain the exact same bounds which are tight in  $b$  and  $T$ . To our knowledge, this type of result, which includes the baseline lower bound of  $1 - 1/e$ , has been previously unknown<sup>2</sup> for the assortment problem. Asymptotic optimality has been previously derived by Liu and Van Ryzin (2008) for their dynamic policy when both  $T \rightarrow \infty$  and  $b \rightarrow \infty$ .

Moving to non-stationary demand, the lower bound of  $1/2$  which improves to  $1$  as  $b \rightarrow \infty$  has been previously established using dynamic policies, in the assignment problem of Wang et al. (2015) and the more general assortment problem of Gallego et al. (2016). We establish the same bounds using static policies, with an extremely simple analysis based on *prophet inequalities* from optimal stopping theory. However, our convergence rate of  $1 - O(\sqrt{(\log b)/b})$  is worse than the rate of  $1 - O(1/\sqrt{b})$  achievable by their dynamic policies.

We should mention that the lower bound of  $1/2$  for static policies under non-stationary demand has also been recently established by Rusmevichientong et al. (2017). Their bound and analysis differ from ours in that they are relative to the optimal dynamic policy instead of the deterministic LP relaxation. One benefit of using the LP is it directly extends to the fractional-demand setting, since the LP does not change when demand can take any value in  $[0,1]$ , which is our application of interest with the CPG company. By contrast, their framework is designed for a very general setting where resources can be *reused* after a random amount of time.

We now outline the new analytical techniques we used in deriving the results in Table 1.

1. **Stationary Demand** (Sections 3 and 5), We establish a sequence of three lemmas about single-item pricing policies which: (i) relate the LP optimum to the expected revenue over a distribution of static price calendars; (ii) show that revenue does not decrease if we sort the prices in each calendar from high-to-low; and (iii) use a “convexity” argument to show that revenue again does not decrease if we simply prescribe the “average” of the sorted calendars. These lemmas motivate a complete characterization of tight bounds under stationary demand, which also hold for the assortment problem.
2. **Non-stationary Demand** (Section 4): We adapt prophet inequalities from optimal stopping theory to pricing and assortment problems. Specifically, motivated by the clever analysis of the fixed-threshold stopping policy from Samuel-Cahn et al. (1984), we derive time-invariant thresholds based on our LP’s which allow us to balance between selling too little and selling too much in the analysis. The result is a very short and interpretable proof of the tight  $1/2$ -optimality result for revenue management problems under non-stationary demand.

<sup>2</sup> The results in Golrezaei et al. (2014) imply performance guarantees for our problem, but their ratios are smaller than  $1 - 1/e$ , since they are designed to hold under more general settings such as adversarial demand.

### 1.4. Application on Data from CPG Company

We use aggregated weekly panel data from a CPG company to validate the assumptions of our model, and test the performance of our proposed policies. We use the random forest method to build prediction models that suggest a distribution of demand under different prices. Then we take these distributions as inputs, and compare the performance of our policies to some benchmarks.

We validate our model with the following two observations. (i) Cross-SKU cannibalization is not significant. This suggests that we can do single-item calendar pricing, one SKU and another. (ii) Inter-temporal cannibalization is not significant, which can be explained by “pantry effect” Ailawadi and Neslin (1998), Bell et al. (1999). This suggests that demands can be modeled to be independent.

A representative SKU has valid weekly data over 3 years in the past. It can be tagged at several different integer prices. The planning horizon is one year  $\approx 52$  weeks. We increase the total units of initial inventory from 1 unit to 52 units. We analyzed both stationary and non-stationary demand models. We find that under both cases, there are increases in revenue when inventory level is of moderate size.

### 1.5. Other Related Work

A direct comparison of our contributions in relation to the existing literature has already been presented in Section 1.3, so here we briefly mention a few previously unmentioned papers. Inventory-constrained assortment optimization was pioneered by Talluri and Van Ryzin (2004) and has also been studied in Zhang and Adelman (2009) using approximate dynamic programming. Regarding choice of optima, in this paper we use the DLP (and CDLP), but there are other notions of optima (hindsight optimum, optimal dynamic program) used in the revenue management literature—for a discussion, see Bumpensanti and Wang (2018), Ma et al. (2018a).

## 2. Model and Notation

Let  $\mathbb{N}$  denote the positive integers. For any positive integer  $n$ , let  $[n]$  denote the set  $\{1, \dots, n\}$ .

### 2.1. Definitions of Problems

A firm has  $n \in \mathbb{N}$  items to sell over a finite time horizon of  $T \in \mathbb{N}$  time periods. Each item  $i$  is endowed with  $b_i \in \mathbb{N}$  units of starting inventory, which is unreplenishable. The firm can offer items at one of  $m \in \mathbb{N}$  prices  $p_1, \dots, p_m$ , which are positive real numbers. The assumption that items share a common set of prices is without loss of generality, because we can always take the union of feasible prices and assign zero demand for infeasible item-price pairs.

In the **single-item pricing** problem, we have  $n = 1$ , and we will omit index  $i$ . For each  $t \in [T]$  and  $j \in [m]$ , we are given  $q_{tj}$ , the probability of earning a sale if price  $p_j$  is offered during time  $t$ . If demand is stationary, then  $q_{tj}$  has a common value over  $t$ , which we will denote using  $q_j$ .

At the start of the time horizon, the firm sets a price  $p_{j_t}$  for each time period, where  $j_t$  is a price index in  $[m]$ . Then, the demand  $Q_t$  is sequentially realized over time periods  $t = 1, \dots, T$ , taking values in  $\{0, 1\}$  according to probability  $q_{tj_t}$ . If  $Q_t = 1$  and there is remaining inventory at time  $t$ , then revenue  $p_{j_t}$  is earned and the inventory is decremented by one for the future.

In the more general *fractional-demand* setting, the starting inventory  $b$  can be any positive real number. If a demand of  $Q_t \in [0, 1]$  is realized while the remaining inventory is  $B$ , then  $\min\{Q_t, B\}$  sales are made during time period  $t$ , at the price of  $p_{j_t}$ . In this setting,  $q_{tj}$  refers to the *expected* demand from offering price  $p_j$  during time  $t$ , and  $Q_{tj}$  refers to the *random* demand from offering price  $p_j$  during time  $t$ , where we have normalized the starting inventory and demand so that every  $Q_t$  can only take values in  $[0, 1]$ . Let  $F_{tj}(\cdot), \forall j \in \{1, 2, \dots, m\}$  denote the cumulative distribution function (CDF) of the random demand if we offer price  $p_j$  during time period  $t$ . When demands are stationary, we drop the  $t$  subscript.

In the basic setting where demand conforms to the Bernoulli distribution ( $\{0, 1\}$  demand), we will require no assumptions. But we will require two natural assumptions on the demand distributions over  $[0, 1]$ . One is analogous to vertical differentiation, and the other involves the expectation of truncated variables.

The generalization to  $[0, 1]$  demand gives us a lot of modeling power. From a theoretical point of view, if we only allow for  $\{0, 1\}$ -demand, we are restricting ourselves to only Bernoulli random demands. As a limiting case when time goes to infinity, we were only dealing with Poisson random demands. This is very natural, as in many revenue management literature Gallego and Van Ryzin (1994), Maglaras and Meissner (2006), Lin et al. (2008). Yet we can generalize from it to arbitrary random demands, which makes more practical sense. Also from a practical point of view, since we are motivated by retailing with a CPG company, demand in each week is a large number that varies on the order of hundreds or thousands. We cannot model it as either 0 or 1 integer values only.

In the **assortment** (and pricing) problem, we will refer to each item-price combination  $(i, j)$  as a *product*. We let  $\mathcal{S}$  denote the family of feasible *assortments*, or subsets of products, which could be offered by the firm.  $\mathcal{S}$  can capture constraints that prevent the an item from being offered multiple times (at different prices) in an assortment, as well as operational logistics such as shelf-size constraints. For each  $t \in [T]$ ,  $S \in \mathcal{S}$ , and  $(i, j) \in S$ , we are given  $q_t(i, j, S)$ , the probability of product  $(i, j)$  being chosen should assortment  $S$  be offered during time  $t$ . If demand is stationary, then  $q_t(i, j, S)$  has a common value over  $t$ , which we will denote using  $q(i, j, S)$ .

At the start of the time horizon, the firm plans an assortment  $S_t \in \mathcal{S}$  for each time period. Sequentially over time  $t = 1, \dots, T$ , up to one product  $(I_t, J_t)$  is chosen from  $S_t$ , according to choice



probabilities  $q_t(i, j, S_t)$ . If item  $I_t$  has remaining inventory, then one unit is sold for revenue  $J_t$ . Otherwise, the sale is lost.<sup>3</sup>

Our results will require the following assumption, which allows products to be judiciously withheld from assortment offerings without harming the demand for other products in the assortment.

**ASSUMPTION 1.**  $\mathcal{S}$  is a downward-closed family of subsets of  $\{(i, j) : i \in [n], j \in [m]\}$ . That is, if  $S \in \mathcal{S}$  and  $S' \subseteq S$ , then  $S' \in \mathcal{S}$ . Furthermore, for all  $t \in [T]$ ,  $S \in \mathcal{S}$ , subsets  $S' \subseteq S$ , and products  $(i, j) \in S'$ ,  $q_t(i, j, S') \geq q_t(i, j, S)$ .

Assumption 1 is very mild, originating from Golrezaei et al. (2014) and being nearly omnipresent in subsequent literature on inventory-constrained assortment optimization (Gallego et al. 2016, Chen et al. 2016, Ma and Simchi-Levi 2017, Rusmevichientong et al. 2017, Ma et al. 2018b, Cheung et al. 2018). The condition on the choice probabilities is often called *substitutability*. It is implied by any random-utility choice model, which would treat the products as *substitutes*.

## 2.2. (Choice-based) Deterministic Linear Programs

A policy for the single-item pricing problem can be captured by the following LP:

$$J^{DLP-N} = \max \sum_{t=1}^T \sum_{j=1}^m p_j q_{tj} x_{tj} \quad (1)$$

$$\text{s.t.} \sum_{t=1}^T \sum_{j=1}^m q_{tj} x_{tj} \leq b \quad (2)$$

$$\sum_{j=1}^m x_{tj} \leq 1 \quad \forall t = 1, \dots, T \quad (3)$$

$$x_{tj} \geq 0 \quad \forall t = 1, \dots, T; \forall j = 1, \dots, m \quad (4)$$

$x_{tj}$  represents the unconditional probability of price  $p_j$  being offered during time  $t$ . Constraint (2) ensures that at most  $b$  sales are made in expectation, while constraints (3) ensure that only one price can be chosen for each time period. Objective (1) represents the expected revenue.

Similarly, a policy for the assortment problem can be captured by the following LP:

$$J^{CDLP-N} = \max \sum_{t=1}^T \sum_{S \in \mathcal{S}} x_t(S) \sum_{(i,j) \in S} p_j q_t(i, j, S) \quad (5)$$

$$\text{s.t.} \sum_{t=1}^T \sum_{S \in \mathcal{S}} x_t(S) \sum_{j: (i,j) \in S} q_t(i, j, S) \leq b_i \quad \forall i = 1, \dots, n \quad (6)$$

$$\sum_{S \in \mathcal{S}} x_t(S) \leq 1 \quad \forall t = 1, \dots, T \quad (7)$$

$$x_t(S) \geq 0 \quad \forall t = 1, \dots, T; \forall S \in \mathcal{S} \quad (8)$$

<sup>3</sup> This convention, motivated by e.g. parking systems where customers frequently choose “phantom” parking spots that are actually occupied, is also adopted in Rusmevichientong et al. (2017), Owen and Simchi-Levi (2017).

Under stationary demand, both LP's can be simplified. In the pricing problem, since  $q_{tj} = q_j$  for all  $t$ , we can let  $x_j = x_{1j} + \dots + x_{Tj}$  for each  $j$ , which represents the number of time periods to offer price  $p_j$ ; constraints (3) are then equivalent to the single constraint (9)

$$\begin{aligned}
J^{DLP-S} = \max \quad & \sum_{j=1}^m p_j q_j x_j \\
\text{s.t.} \quad & \sum_{j=1}^m q_j x_j \leq b \\
& \sum_{j=1}^m x_j \leq T \\
& x_j \geq 0 \quad \forall j = 1, \dots, m
\end{aligned} \tag{9}$$

Analogously, in the assortment problem, since  $q_t(i, j, S) = q(i, j, S)$  for all  $t$ , we can let  $x(S) = x_1(S) + \dots + x_T(S)$  for each  $S$ , which represents the number of time periods to offer assortment  $S$ ; constraints (7) are then equivalent to the single constraint (10).

$$\begin{aligned}
J^{CDLP-S} = \max \quad & \sum_{S \in \mathcal{S}} x(S) \sum_{(i,j) \in S} p_j q(i, j, S) \\
\text{s.t.} \quad & \sum_{S \in \mathcal{S}} x(S) \sum_{j: (i,j) \in S} q(i, j, S) \leq b_i \quad \forall i = 1, \dots, n \\
& \sum_{S \in \mathcal{S}} x(S) \leq T \\
& x(S) \geq 0 \quad \forall S \in \mathcal{S}
\end{aligned} \tag{10}$$

The LP for pricing under stationary demand also has the following structure.

**LEMMA 1 (Gallego and Van Ryzin (1994)).** *The DLP-S defined by (1), (2), (9), and (4) has a basic optimal solution  $(x_j^*)_{j=1}^m$  with at most two non-zeros in its support, which we will denote using  $x_H^*$  (“Higher price”) and  $x_L^*$  (“Lower price”), with  $p_H \geq p_L$ . Furthermore, the optimal solution satisfies one of the following:*

1. *Constraints (2) and (9) are both binding;*
2. *Constraint (2) is binding but (9) is not, in which case  $x_H^* = b/q_H$ ,  $x_L^* = 0$ , and  $H \in \arg \max_j p_j$ ;*
3. *Constraint (9) is binding but (2) is not, in which case  $x_H^* = 0$ ,  $x_L^* = T$ , and  $L \in \arg \max_j p_j q_j$ .*

Generally, these LP's are useful because they portray a relaxation of the optimal policy, and hence an optimal LP solution can be used as a “guide” in designing a policy for the corresponding problem. In this paper, we will focus on converting the LP solution into a static policy. However, as we will see in Section 2.4, such a procedure allow us to compare our static policy's revenue against even the best dynamic policies.

### 2.3. Definitions of Static Policies

DEFINITION 1. *Single-item pricing* policy (for both  $\{0, 1\}$ - and  $[0, 1]$ -demand) when demand is *stationary*:

- i) Solve DLP-S, and let  $p_H, p_L, x_H^*, x_L^*$  correspond to an optimal solution as described in Lemma 1;
- ii) Set the price to be  $p_H$  for  $t = 1, \dots, s^*$  and  $p_L$  for  $t = s^* + 1, \dots, T$ , where the duration for which the lower price is offered, equals to  $T - s^*$ , is either  $\lfloor x_L^* \rfloor$  or  $\lceil x_L^* \rceil$ .<sup>4</sup>

Our policy offers the prices in *high-to-low* order, with a static switching point. Intuitively, the high-to-low ordering is desirable, because should we stock out early from higher-than-expected demand realizations, we would rather lose low-priced sales at the end.

DEFINITION 2. *Assortment* (and pricing) policy when demand is *stationary*:

- i) Solve (CDLP-S), and let  $\{x^*(S) : S \in \mathcal{S}\}$  denote an optimal solution;
- ii) Independently for each time  $t$ , set the assortment  $S_t$  to be  $S$  with probability proportional to  $x^*(S)$ , for all  $S \in \mathcal{S}$ .<sup>5</sup>

Our assortment policy simply probabilistically follows the LP solution, without specifically re-ordering the decisions portrayed in the LP. Here we do not have a high-to-low order, because it is hard to define a “higher” assortment when there are multiple items.

However, under the more general setting of non-stationary demand, following the LP solution may be undesirable, because it may be beneficial to “reserve” inventory for the highest-revenue time periods. The following example demonstrates this.

EXAMPLE 1. Let there be  $T = 2$  periods and  $b = 1$  unit of initial inventory. Let  $\epsilon \in (0, 1)$  be some small positive number. Let there be two prices:  $p_1 = 1/\epsilon^2, p_2 = 1$ . During day 1, the purchase probability of offering the higher price  $p_1$  is 0; and the purchase probability of offering the lower price  $p_2$  is  $1 - \epsilon$ . During day 2, the purchase probabilities of offering both prices are  $\epsilon$ . DLP-N

Probability	Period 1	Period 2
$p_1$	0	$\epsilon$
$p_2$	$1 - \epsilon$	$\epsilon$

suggests that we offer  $p_2$  in the first period, then  $p_1$  in the second period. The objective value of DLP-N is  $J^{DLP-N} = (1 - \epsilon) + \epsilon \cdot \frac{1}{\epsilon^2} = 1 - \epsilon + \frac{1}{\epsilon}$ . By simply using the DLP-N solution as a calendar, the expected revenue is  $J^{Exa1} = (1 - \epsilon) + \epsilon \cdot \epsilon \cdot \frac{1}{\epsilon^2} = 2 - \epsilon$ . We can pick  $\epsilon$  to be arbitrarily small so directly using LP can be arbitrarily bad.

<sup>4</sup> We define  $s^*$  based on  $x_L^*$  instead of  $x_H^*$ , because  $x_L^*$  can span the full range of values from 0 to  $T$ , unlike  $x_H^*$  (see Lemma 1).

<sup>5</sup> If  $\sum_{S \in \mathcal{S}} x^*(S) = 1$  then this is already a probability; if  $\sum_{S \in \mathcal{S}} x^*(S) < 1$  then we divide each  $x^*(S)$  by  $\sum_{S \in \mathcal{S}} x^*(S)$  to normalize their sum to one.

Nonetheless, we can still use the LP as a guide for our reservation policies.

DEFINITION 3. *Single-item pricing* policy (for both  $\{0, 1\}$ - and  $[0, 1]$ -demand) when demand is *non-stationary*:

- i) Solve DLP-N, and let  $r^*$  denote the optimal objective value;
- ii) For each time  $t$ , set the price to be  $p_{j_t}$ , where

$$j_t \in \arg \max_j (p_j - \frac{r^*}{2b}) q_{tj}. \quad (11)$$

In (11),  $r^*/b$  can be interpreted as the *per-inventory revenue of the LP*. The policy from Definition 3 is guaranteed to sell inventory for at least half of this value, since at each time  $t$ , it maximizes the expected profit with a *bid price* (opportunity cost) of  $r^*/(2b)$ .

DEFINITION 4. *Assortment* (and pricing) policy when demand is *non-stationary*, but under Assumption 1:

- i) Solve CDLP-N, and let  $\{x_t^*(S) : t \in [T], S \in \mathcal{S}\}$  denote an optimal solution;
- ii) For each item  $i$ , let  $r_i^* = \sum_{t=1}^T \sum_{S \in \mathcal{S}} x_t^*(S) \sum_{j:(i,j) \in S} p_j q_t(i, j, S)$  be the contribution from item  $i$  to the optimal objective value (note that  $\text{OPT}_{\text{LP}} = \sum_{i=1}^n r_i^*$ );
- iii) Independently for each time  $t$ , first randomly select a  $\tilde{S}_t$ , to be equal to each  $S \in \mathcal{S}$  with probability  $x_t^*(S)$ , which is a proper probability distribution by constraint (7). If  $\sum_S x_t^*(S) < 1$ , then select  $\tilde{S}_t$  to be the empty set  $\emptyset$  with the remaining probability, where  $\emptyset \in \mathcal{S}$  is guaranteed by the downward-closed statement in Assumption 1.

After  $\tilde{S}_t$  has been selected, set the final assortment to offer at time  $t$  to be

$$S_t = \mathcal{S} \setminus \{(i, j) \in \mathcal{S} : p_j < \frac{r_i^*}{2b_i}\}, \quad (12)$$

which is a feasible assortment to offer since  $\mathcal{S}$  is downward-closed.

Our assortment policy under non-stationary demand differs from our pricing policy in that the cost  $r_i^*/(2b_i)$  is used as an *acceptance threshold* instead of a bid price. That is, we remove from the planned assortments all instances of items  $i$  being offered at prices below their thresholds.

Finally, we present alternative policies for non-stationary demand which conduct “reservation” to a lesser degree than in Definitions 3–4. Our policies have better performance if starting inventory is large, where the law of large numbers reduces the necessity of reservation, even under non-stationary demand.

Due to the law of large numbers, one may have the misperception that directly using the optimal solutions from the LP, without any “reservation”, is asymptotically optimal. But we will show in Example EC.1 that even both inventory and horizon scales up asymptotically, directly following LP can be arbitrarily bad. This motivates the following two static policies.

DEFINITION 5. *Single-item pricing* policy (for both  $\{0, 1\}$ - and  $[0, 1]$ -demand) when demand is *non-stationary* and inventory is large:

- i) Solve DLP-N, and let  $x_{tj}^*$  denote an optimal solution;
- ii) For each time  $t$ , set the price to be  $p_j, j \neq 1$  with probability  $x_{tj}^* \cdot (1 - \delta)$ , and  $p_1$  (the highest price) with probability  $1 - \sum_{j=2}^m x_{tj}^* \cdot (1 - \delta)$ , where

$$\delta = \sqrt{\frac{3 \log b}{b}}.$$

In our static policy,  $\delta$  can be interpreted as the “reservation” probability, which decreases to zero as initial inventory increases. We reserve inventory by offering the highest price  $p_1$  in each time period. Intuitively, the probability of us offering  $p_1$  is the sum of  $\delta$  the reservation probability, plus the probability that LP suggested us to offer  $p_1$ .

DEFINITION 6. *Assortment* (and pricing) policy when demand is *non-stationary* and inventory is large, but under Assumption 1:

- i) Solve CDLP-N, and let  $\{x_t^*(S) : t \in [T], S \in \mathcal{S}\}$  denote an optimal solution;
- ii) For each time  $t$ , offer the assortment  $S$  with probability  $x_t^*(S) \cdot (1 - \delta)$ , and offer  $\emptyset \in \mathcal{S}$  with probability  $\delta$ , where

$$\delta = \sqrt{\frac{3 \log (\min_{i \in [n]} b_i)}{\min_{i \in [n]} b_i}}.$$

Again,  $\delta$  can be interpreted as the “reservation” probability, which decreases to zero as initial inventory increases. Here we reserve inventory by offering the empty set, which is always available.

## 2.4. Statements of Results

We derive performance guarantees for our static policies, which are based on the deterministic LP’s from Section 2.2, relative the optimal objective values of those LP’s. This also provides a performance guarantee relative to the revenue of any dynamic policy, which is upper-bounded by the LP objective value—this is a well-known type of result in revenue management.

LEMMA 2 (**Gallego and Van Ryzin (1994), Gallego et al. (2004)**). *The expected revenue of any (static or dynamic) policy for the single-item pricing problem is upper-bounded by the optimal objective value of DLP-N. Analogously, the expected revenue of any policy for the assortment problem is upper-bounded by the optimal objective value of CDLP-N.*

Hereinafter, we will always use the LP objective value as our optimum and denote it using  $\text{OPT}_{\text{LP}}$ , where the distinction between the LP’s will be clear from context.

**THEOREM 1.** *For the single-item pricing problem (both  $\{0,1\}$ - and  $[0,1]$ -demand) under stationary demand, if there are  $T$  periods to sell  $b$  units of inventory, then the static policy from Definition 1 earns expected revenue at least*

$$\frac{\mathbb{E}[\min\{\text{Bin}(T, q), b\}]}{Tq} \cdot \text{OPT}_{\text{LP}} := \Delta^{APX} \cdot \text{OPT}_{\text{LP}}, \quad (13)$$

where  $q = \min\{b/T, 1\}$  and  $\text{Bin}(T, q)$  denotes a Binomial random variable consisting of  $T$  trials of probability  $q$  (note that if  $q = 1$ , then the performance guarantee is 100%).

Expression (13) is in turn at least

$$\left(1 - \frac{b^b}{b!} e^{-b}\right) \cdot \text{OPT}_{\text{LP}}, \quad (14)$$

where the factor in parentheses has an order of  $1 - O(1/\sqrt{b})$ , and increasing from  $1 - 1/e$  to 1 as  $b \rightarrow \infty$ .

We prove Theorem 1 in Section 3, by establishing a sequence of three properties about the expected revenue of static policies. We also show that the bound (13) is tight for every  $T$  and  $b$ , in that it is the best-possible LP-relative bound achievable by any (static or dynamic) policy when there are  $T$  time periods and  $b$  starting inventory, in Lemma 5. Bound (13) is achieved by our static policy from Definition 1 which sorts and rounds the LP solution, and we furthermore show that sorting in the opposite order (low-to-high) is infeasible for static policies, in Example 2.

We focus on the case of  $\{0,1\}$ -demand in Section 3, for clarity. The details of the generalization to fractional demand is deferred to Section 5, where we will require some additional assumptions on the demand distributions over  $[0,1]$ .

**THEOREM 2.** *For the assortment (and pricing) problem under stationary demand, if there are  $T$  time periods and  $b$  denotes the minimum starting inventory among  $b_1, \dots, b_n$ , then the static policy from Definition 2 earns expected revenue at least the expression given in (13).*

Theorem 2 is motivated by the first property from the proof of Theorem 1, and we prove it in Section 3.4.

**THEOREM 3.** *For the single-item pricing problem (both  $\{0,1\}$ - and  $[0,1]$ -demand) where demand may be non-stationary, the static policy from Definition 3 earns expected revenue at least  $\text{OPT}_{\text{LP}}/2$ .*

**THEOREM 4.** *For the assortment (and pricing) problem where demand may be non-stationary, the static policy from Definition 4 earns expected revenue at least  $\text{OPT}_{\text{LP}}/2$ .*

We prove Theorem 3 (for general  $[0,1]$ -demand) and Theorem 4 in Section 4. Although the pricing policy employs a bid price while the assortment policy employs acceptance thresholds, the analyses are similar, using the technique of *prophet inequalities*.

To start with asymptotic analyses, we distinguish the following two cases.  $T < b$ , and  $T \geq b$ . In the first case where  $T < b$ , we can think of it having way more inventory than we could sell. As a result, we would always offer the price that yields the highest expected revenue, as suggested by the degenerate DLP-N (degenerate in inventory constraint). In this case, calendar pricing achieves as much as DLP-N suggests. So this first case is trivially resolved.

**THEOREM 5.** *For the single-item pricing problem (both  $\{0, 1\}$ - and  $[0, 1]$ -demand) where demand may be non-stationary, when  $T \geq b$ , the static policy from Definition 5 earns expected revenue at least  $\left(1 - \sqrt{\frac{3 \log b}{b}}\right) \text{OPT}_{\text{LP}}$ , i.e. it earns as much as the optimal dynamic pricing policy when initial inventory goes to infinity.*

**THEOREM 6.** *For the assortment (and pricing) policy where demand may be non-stationary, when  $T \geq \min_{i \in [n]} b_i$ , the static policy from Definition 6 earns revenue that is at least  $\left(1 - \sqrt{\frac{3 \log (\min_{i \in [n]} b_i)}{\min_{i \in [n]} b_i}}\right) \text{OPT}_{\text{LP}}$  in expectation, i.e. it earns as much as the optimal dynamic pricing policy when initial inventory of any item goes to infinity.*

We prove Theorems 5-6 for large starting inventories in Section 4.1.

### 3. Stationary Demand

Our main goal in this section is to prove Theorem 1, our result for single-item pricing under stationary demand. We prove Theorem 2, our result for assortment, in Section 3.4.

Throughout this section, we use  $v_t \in [m]$  to denote the price index in a calendar, and  $v_t^* \in [m]$  to denote the price index in a revenue-maximizing calendar. We use  $\mathbf{v}$  to describe the calendar, a vector of many price indices.

#### 3.1. Structural Property: Monotonicity

We quickly establish a structural property, Lemma 3, as a warm-up to the proof of Lemma 4, although Lemma 4 is going to be proved in a self-contained fashion. The structural property says:

**LEMMA 3.** *In any calendar  $\mathbf{v}$ , if two consecutive prices  $p_{v_t}, p_{v_{t+1}}$  are in increasing order, this calendar cannot be optimal. More specifically, we can have prices  $p_{v_t}, p_{v_{t+1}}$  exchanged to achieve a greater revenue.*

The proof is deferred to Section EC.3

**COROLLARY 1.** *The optimal prices in a static calendar is non-increasing over time, i.e.  $p_{v_t^*} \geq p_{v_{t+1}^*}, \forall t \in \{1, 2, \dots, T-1\}$ .*

*Proof.* Directly follows from Lemma 3. We can start from any calendar and use a finite number (no more than  $T!$ ) of exchange operations to achieve the optimal non-decreasing structure.  $\square$

### 3.2. Three-step Proof of Theorem 1

The proof can be divided into three steps, which we will illustrate using the following example. Consider a problem instance with  $T = 3$  time periods and starting inventory  $b = 2$ . Suppose we have two prices. The higher price earns 2 units of revenue with probability  $1/3$ ; the lower price earns 1 unit of revenue with probability 1, i.e. deterministically. The optimal LP solution (according to Lemma 1) suggests to offer a higher price with index H for 1.5 time periods, and a lower price with index L for 1.5 time periods.

We let  $\mathbb{E}[\text{Rev}(\text{H}; 0.5\text{H}, 0.5\text{L}; \text{L})]$  denote the expected revenue of a static policy which offers H for the first time period, then flips a coin with half probability to offer H and half probability to offer L for the second time period, and finally offers L for the third time period (and define  $\mathbb{E}[\text{Rev}(\text{H}; \text{H}; \text{L})]$ ,  $\mathbb{E}[\text{Rev}(\text{H}; \text{L}; \text{L})]$ ,  $\mathbb{E}[\text{Rev}(0.5\text{H}, 0.5\text{L}; 0.5\text{H}, 0.5\text{L}; 0.5\text{H}, 0.5\text{L})]$  analogously).

We then establish the following sequence of three inequalities:

$$\text{OPT}_{\text{LP}} \cdot \frac{\mathbb{E}[\min\{\text{Bin}(3, \frac{b}{3}), b\}]}{b} \leq \mathbb{E}[\text{Rev}(0.5\text{H}, 0.5\text{L}; 0.5\text{H}, 0.5\text{L}; 0.5\text{H}, 0.5\text{L})] \quad (15)$$

$$\leq \mathbb{E}[\text{Rev}(\text{H}; 0.5\text{H}, 0.5\text{L}; \text{L})]. \quad (16)$$

$$\leq \max\{\mathbb{E}[\text{Rev}(\text{H}; \text{H}; \text{L})], \mathbb{E}[\text{Rev}(\text{H}; \text{L}; \text{L})]\}. \quad (17)$$

Inequality (15) relates the LP optimum to the expected revenue of a randomized policy which independently selects either H or L (with probability  $1/2$  each) for each time period. The interpretation of the ratio on the LHS is the following: the LP sells exactly  $b$  units of inventory at some average price (which is a convex combination of  $p_{\text{H}}$  and  $p_{\text{L}}$ ), while the randomized policy sells at the same price a number of units equal to a truncated Binomial (which had expectation  $b$  pre-truncation). The ratio is less than 1 unless  $b$  is greater than the number of time periods (i.e. there is zero possibility of stockout), because the LP is consistent, while the randomized policy is vulnerable to variance.

Inequality (16) is an argument that augments the monotonicity property, which says that if there is a positive probability that the static policy offers a lower price before a higher price, then this policy can be improved. That is, there is  $1/4$  probability that the policy  $(0.5\text{H}, 0.5\text{L}; 0.5\text{H}, 0.5\text{L}; 0.5\text{H}, 0.5\text{L})$  offers both L in period 1 and H in period 2 (regardless of what it offers in period 3). But the policy  $(\text{H}; 0.5\text{H}, 0.5\text{L}; \text{L})$  only suggests two possible policies:  $(\text{H}; 0.5\text{H}; \text{L})$  and  $(\text{H}; \text{L}; \text{L})$ . Either way it has zero probability to offer a lower price before a higher price. So the first policy can be improved to the second one, while keeping the total probabilities to offer both a higher price H for 1.5 units unchanged, and a lower price L for 1.5 units unchanged.

Finally, Inequality (17) is true and we pick the best of the two static policies in Definition (1).

We now formalize Inequality (16) in the following lemma. We will incorporate Inequalities (15) and (17) in the proof of Theorem 1. Let  $\{x\} = x - \lfloor x \rfloor$  be the fractional part of a real number  $x$ .



LEMMA 4. *Suppose there are two calendars:*

1. *A calendar that offers in each period the same probabilistic mixture of offering two prices, i.e. with probability  $\alpha$  offering the higher price and  $1 - \alpha$  offering the lower price;*
2. *A calendar that starts with deterministically offering the higher price for  $\lfloor \alpha \cdot T \rfloor$  periods, then in the next period offers the higher price with probability  $\{x\}$  and the lower price with probability  $1 - \{x\}$ , and finally switches to offering the lower price in the last  $\lfloor (1 - \alpha) \cdot T \rfloor$  periods.*

*The first calendar can be improved to the second one, whose expected revenue is not decreased.*

The proof of Lemma 4 is deferred to Section EC.4. Now we formalize the proof of Theorem 1.

*Proof of Theorem 1.* Notice that the optimal solution of DLP-S has only no more than two non-zero variables. **If our algorithm only selects one single price**, we enumerate all the possibilities as follows:

DLP-S has either one tight constraint or two. If it has two tight constraints and has only one non-zero variable, this suggests that  $q_{j^*} = b/T$ . The static policy from Definition 1 yields exactly  $\mathbb{E}[\min\{Bin(T, q_{j^*}), b\}] / b = \Delta^{APX}$  that of the  $J^{DLP-S}$  upper bound.

If there is only one tight constraint, the static policy from Definition 1 would offer the corresponding price for all  $T$  time periods. In one case, the tight constraint is the inventory constraint (the optimal solution has  $x_{j^*}$  satisfying  $q_{j^*}x_{j^*} = b, x_{j^*} < T$  and all other variables being zero), which suggests  $q_{j^*} > b/T$ . Therefore, the static policy from Definition 1 gets as much expected revenue as

$$p_{j^*} \mathbb{E}[\min\{Bin(T, q_{j^*}), b\}] \geq p_{j^*} \mathbb{E}[\min\{Bin(T, b/T), b\}] = J^{DLP-S} \Delta^{APX},$$

where the last equality follows from  $J^{DLP-S} = p_{j^*}b$ .

In the other case, the tight constraint is the legitimate constraint (the optimal solution has  $x_{j^*}$  satisfying  $q_{j^*}x_{j^*} < b, x_{j^*} = T$  and all other variables being zero), which suggests  $q_{j^*} < b/T$ . Therefore, the static policy from Definition 1 gets as much expected revenue as

$$\begin{aligned} p_{j^*} \mathbb{E}[\min\{Bin(T, q_{j^*}), b\}] &= p_{j^*} T q_{j^*} \frac{\mathbb{E}[\min\{Bin(T, q_{j^*}), b\}]}{T q_{j^*}} \\ &\geq p_{j^*} T q_{j^*} \frac{\mathbb{E}[\min\{Bin(T, b/T), b\}]}{T(b/T)} \\ &= J^{DLP-S} \Delta^{APX}, \end{aligned}$$

where the last equality follows from  $J^{DLP-S} = p_{j^*} T q_{j^*}$ . The proof of the second line inequality is deferred to Proposition 2, where it serves as an elegant example of Assumption 3.

**If our algorithm selects two prices**, we can prove the theorem in three steps. We will first construct a two-price randomized calendar  $\mathbf{v}_\alpha$  that achieves exactly  $\Delta^{APX}$  fraction of the DLP-S upper bound. Since  $x_{j_1^*} + x_{j_2^*} = T$ , we can divide  $x_{j_1^*}$  and  $x_{j_2^*}$  by  $T$ , and naturally obtain two

probabilities. This randomized calendar  $\mathbf{v}_\alpha$  offers price  $j_1^*$  with probability  $\frac{x_{j_1^*}}{T}$ , and price  $j_2^*$  with probability  $\frac{x_{j_2^*}}{T}$ , in each period.

By a coupling argument we can show that this calendar achieves exactly  $\Delta^{APX}$  fraction of the DLP-S upper bound. Imagine there was a virtual calendar  $\mathbf{v}_C$  which in each day offers a virtual price  $\frac{x_{j_1^*}}{T}p_{j_1^*}q_{j_1^*} + \frac{x_{j_2^*}}{T}p_{j_2^*}q_{j_2^*}$ . Under this price the purchase probability is  $\frac{x_{j_1^*}}{T}q_{j_1^*} + \frac{x_{j_2^*}}{T}q_{j_2^*}$ . So the unit-earned revenue from this virtual calendar  $\mathbf{v}_C$  is

$$\frac{x_{j_1^*}p_{j_1^*}q_{j_1^*} + x_{j_2^*}p_{j_2^*}q_{j_2^*}}{x_{j_1^*}q_{j_1^*} + x_{j_2^*}q_{j_2^*}}.$$

The units of inventory sold, under the randomized calendar  $\mathbf{v}_\alpha$ , conforms a Bernoulli variable with a success probability of  $\frac{x_{j_1^*}}{T}q_{j_1^*} + \frac{x_{j_2^*}}{T}q_{j_2^*}$ , which is exactly the same as the virtual calendar  $\mathbf{v}_C$ . And once one unit is sold, it has a  $\frac{x_{j_1^*}q_{j_1^*}}{x_{j_1^*}q_{j_1^*} + x_{j_2^*}q_{j_2^*}}$  probability sold at price  $j_1^*$ , and a  $\frac{x_{j_2^*}q_{j_2^*}}{x_{j_1^*}q_{j_1^*} + x_{j_2^*}q_{j_2^*}}$  probability sold at price  $j_2^*$ , which means that the unit-earned revenue is exactly the same as the virtual calendar  $\mathbf{v}_C$ , as well. By a coupling argument we know the randomized calendar  $\mathbf{v}_\alpha$  earns exactly the same as the virtual calendar  $\mathbf{v}_C$ , which is

$$\begin{aligned} J_{\mathbf{v}_\alpha} &= J_{\mathbf{v}_C} = \mathbb{E}[\min\{Bin(T, b/T), b\}] \frac{x_{j_1^*}p_{j_1^*}q_{j_1^*} + x_{j_2^*}p_{j_2^*}q_{j_2^*}}{x_{j_1^*}q_{j_1^*} + x_{j_2^*}q_{j_2^*}} \\ &= \mathbb{E}[\min\{Bin(T, b/T), b\}] \frac{J^{DLP-S}}{b} \\ &= \Delta^{APX} J^{DLP-S} \end{aligned} \tag{18}$$

in expectation.

From Lemma 4, the static policy from Definition 1 achieves greater revenue than the constructed randomized calendar  $J_{\mathbf{v}_\alpha}$ , which proves the bound.  $\square$

### 3.3. Tightness of Results

We now show that the ratio produced in Lemma 13, which is dependent on  $b$  and  $T$ , is tight.

**LEMMA 5.** *For any positive integers  $T$  and  $b$ , there exists an instance of the stationary-demand single-item pricing problem with  $T$  time periods and  $b$  starting inventory, for which the expected revenue of any policy is upper-bounded by expression (13).*

*Proof.* Just consider such an instance. We only have one price option, i.e.  $m = 1$ . So we only have one calendar to sell at this single price everyday. For any given  $b$  and  $T$ , the only price option has a purchase probability of  $b/T$ , and earns 1 unit revenue.

Then DLP-S would yield us a total of  $b$  units of revenue. And the only calendar would yield  $\mathbb{E}[\min\{Bin(T, b/T), b\}]$  units of revenue. So the expected revenue of the only policy is exactly expression (13), which finishes the tightness proof.  $\square$

Also, we show that switching from a higher price to lower price is necessary, in the sense that if we switch from a lower price to a higher price, then we cannot achieve the bound by expression (13).

EXAMPLE 2. Let there be  $T = 2$  periods and  $b = 1$  unit of initial inventory. Let there be two prices:  $p_1 = 8, p_2 = 1$ . The corresponding purchase probabilities are:  $q_1 = 0.1, q_2 = 0.9$ . The LP suggests us to offer both  $p_1$  and  $p_2$  for exactly one period. And the LP objective is  $J^{DLP-S} = p_1 q_1 \cdot 1 + p_2 q_2 \cdot 1 = 1.7$

We calculate the bound in expression (13): it gives us a  $\mathbb{E}[\min\{\text{Bin}(T, b), b\}]/b = 75\%$  guarantee.

If we offer  $p_2$  in period 1 and then  $p_1$  in period 2, this earns an expected revenue of  $p_2 q_2 + (1 - q_2) p_1 q_1 = 0.98$ , which is  $0.98/1.7 \approx 57.6\%$  of the LP upper bound.

If we offer  $p_1$  in period 1 and then  $p_2$  in period 2, this earns an expected revenue of  $p_1 q_1 + (1 - q_1) p_2 q_2 = 1.61$ , which is  $1.61/1.7 \approx 94.7\%$  of the LP upper bound.

This example depicts that switching from a lower price to a higher price is worse than the bound by expression (13), and it is even worse than the  $1 - 1/e \approx 63.2\%$  ratio. On the other hand, switching from a higher price to a lower price performs much better than that.

### 3.4. Generalizing to Assortment

Since in the assortment (and pricing) setting, it is hard to define which assortment is prioritized (like the higher price in the single-item pricing problem). We do not have a nice structural property. But we can still offer a probabilistic mixture of assortments to achieve the desired bound in Theorem 2. This probabilistic mixture resembles the one in expression (18).

*Proof of Theorem 2.* Consider the static policy from Definition 2 and let  $\tilde{T} = \sum_{S \in \mathcal{S}} x^*(S)$ . Regardless of inventory availability at time  $t$ , the planned assortment  $S_t$  will be  $S$  with probability  $x^*(S)/\tilde{T}$  for all  $S \in \mathcal{S}$ , after which the customer will *attempt* to purchase a product  $(i, j)$  in  $S$  according to probabilities  $q(i, j, S)$ . Therefore, the total probability of the customer attempting to consume inventory  $i$  is

$$\rho_i := \sum_{S \in \mathcal{S}} \frac{x^*(S)}{\tilde{T}} \sum_{j: (i, j) \in S} q(i, j, S). \quad (19)$$

Note that  $\rho_i$  does not depend on  $t$ . By the independence of both policy decisions and customer decisions across time, the total sales of inventory  $i$  is Binomially distributed with  $T$  trials of probability  $\rho_i$ , truncated by the starting inventory  $b_i$ . To summarize, the expected sales of inventory  $i$  is  $\mathbb{E}[\min\{\text{Bin}(T, \rho_i), b_i\}]$ , with  $\rho_i$  defined as in (19), for all  $i \in [n]$ .

Now, conditional on the policy successfully selling inventory  $i$  during a time period, what is the revenue earned in expectation? The unconditional probability of the customer purchasing at any price  $j$  is  $\sum_{S \ni (i, j)} (x^*(S)/\tilde{T}) q(i, j, S)$ , hence the total conditional expectation is

$$\sum_{j=1}^m p_j \frac{\sum_{S \ni (i, j)} (x^*(S)/\tilde{T}) q(i, j, S)}{\rho_i} = \frac{1}{\tilde{T} \rho_i} \sum_{S \in \mathcal{S}} x^*(S) \sum_{j: (i, j) \in S} p_j q(i, j, S).$$

Summing over all  $i \in [n]$ , the expected revenue of the policy is

$$\sum_{i=1}^n \frac{\mathbb{E}[\min\{\text{Bin}(T, \rho_i), b_i\}]}{\tilde{T} \rho_i} \sum_{S \in \mathcal{S}} x^*(S) \sum_{j: (i,j) \in S} p_j q(i, j, S).$$

Now,  $\rho_i \leq b_i/\tilde{T}$  for all  $i$ , since the LP solution  $x^*(S)$  satisfies constraints (6). Invoking Proposition 2, the expected revenue of our policy is lower-bounded by

$$\sum_{i=1}^n \frac{\mathbb{E}[\min\{\text{Bin}(T, \min\{\frac{b_i}{\tilde{T}}, 1\}), b_i\}]}{\tilde{T} \cdot \min\{\frac{b_i}{\tilde{T}}, 1\}} \sum_{S \in \mathcal{S}} x^*(S) \sum_{j: (i,j) \in S} p_j q(i, j, S) \quad (20)$$

$$\begin{aligned} &\geq \sum_{i=1}^n \frac{\mathbb{E}[\min\{\text{Bin}(T, \min\{\frac{b_i}{T}, 1\}), b_i\}]}{T \cdot \min\{\frac{b_i}{T}, 1\}} \sum_{S \in \mathcal{S}} x^*(S) \sum_{j: (i,j) \in S} p_j q(i, j, S) \quad (21) \\ &\geq \frac{\mathbb{E}[\min\{\text{Bin}(T, \min\{\frac{b_1}{T}, \dots, \frac{b_n}{T}, 1\}), \min\{b_1, b_2, \dots, b_n, T\}\}]}{T \cdot \min\{\frac{b_1}{T}, \dots, \frac{b_n}{T}, 1\}} \sum_{i=1}^n \sum_{S \in \mathcal{S}} x^*(S) \sum_{j: (i,j) \in S} p_j q(i, j, S). \end{aligned}$$

We explain both inequalities. The first inequality requires the fact that  $\tilde{T} \leq T$ , which is implied by LP constraint (7). Analyzing the two cases separately: if  $b_i \geq \tilde{T}$ , then the large fraction in (20) equals  $\min\{T, b_i\}/\tilde{T} \geq 1$  while the large fraction in (21) cannot be greater than 1; otherwise, the denominator doesn't change from (20) to (21) while probability in the Binomial decreases. The second inequality follows by the following argument: by rearranging the fraction in (21) and letting  $\alpha_i = \min\{\frac{b_i}{T}, 1\}, \beta = \min\{\frac{b_1}{T}, \frac{b_2}{T}, \dots, \frac{b_n}{T}, 1\}$  we have

$$\begin{aligned} \frac{\mathbb{E}[\min\{\text{Bin}(T, \min\{\frac{b_i}{T}, 1\}), b_i\}]}{T \cdot \min\{\frac{b_i}{T}, 1\}} &= \frac{\mathbb{E}[\min\{\text{Bin}(T, \min\{\frac{b_i}{T}, 1\}), \min\{b_i, T\}\}]}{T \cdot \min\{\frac{b_i}{T}, 1\}} \\ &= \frac{\mathbb{E}[\min\{\sum_{t=1}^T \text{Ber}(\alpha_i), T\alpha_i\}]}{T\alpha_i} \\ &\geq \frac{\mathbb{E}[\min\{\sum_{t=1}^T \text{Ber}(\beta) \frac{\alpha_i}{\beta}, T\alpha_i\}]}{T\alpha_i} \\ &= \frac{\mathbb{E}[\min\{\text{Bin}(T, \beta), T\beta\}]}{T\beta} \end{aligned}$$

where the inequality is due to the technical Proposition 10. Finally, this completes the proof of the theorem, because  $x^*(S)$  is an optimal LP solution.  $\square$

## 4. Non-stationary Demand

Our main goal in this section is to prove Theorems 3–6. We first prove Theorems 3–4 for non-stationary demand and small starting inventories. We prove Theorems 5–6 for large starting inventories in Section 4.1.

By finding the price suggested by expression (11) (or expression (12) under assortment setting), we make sure that each unit sold gives us at least one half of the per-inventory revenue of the LP. If we run out inventory during the horizon, then every unit sold earns as much as one half of the

per-inventory revenue, so we earn at least one half of the LP upper bound. If we never run out of inventory, we use prophet inequality (Krengel and Sucheston (1977), Samuel-Cahn et al. (1984)) to show that it happens to earn at least one half of the LP upper bound, as well. So setting one half of the per-inventory revenue as a bid price is a “win-win” selection.

Here we prove Theorem 3 in the general  $[0,1]$ -demand setting. The  $\{0,1\}$ -demand setting is a special case of it.

*Proof of Theorem 3.* Let  $j_t, \forall t \in [T]$  denote the prices selected from expression (11). Denote the following random variables, which depict a run of our static assortment policy from Definition 3.

- $B_t$ : remaining inventory at the *end* of time  $t$ , with  $B_0 = 0$ ;
- $Q_t$ : the inventory at time  $t$  that customer *would have* demanded if price  $p_{j_t}$  is offered in time period  $t$ , which can take any value in  $[0,1]$ ;
- $\min\{Q_t, B_{t-1}\}$ : the actual sales at time  $t$ ;
- $J_v$ : total revenue earned by the calendar suggested in Definition 3.

Then  $J_v$  can be expressed as follows:

$$\begin{aligned} J_v &= \sum_{t=1}^T p_{j_t} \min\{Q_t, B_{t-1}\} \\ &= \sum_{t=1}^T \left(p_{j_t} - \frac{J^{DLP-N}}{2b}\right) \min\{Q_t, B_{t-1}\} + \frac{J^{DLP-N}}{2b} \sum_{t=1}^T \min\{Q_t, B_{t-1}\} \end{aligned}$$

$\sum_{t=1}^T \min\{Q_t, B_{t-1}\}$  is the total number of sales, equal to  $b - B_T$ , where  $B_T$  is the final inventory. Therefore,

$$\begin{aligned} \mathbb{E}[J_v] &= \sum_{t=1}^T \left(p_{j_t} - \frac{J^{DLP-N}}{2b}\right) \mathbb{E}[\min\{Q_t, B_{t-1}\}] + \frac{J^{DLP-N}}{2b} (b - \mathbb{E}[B_T]) \\ &= \sum_{t=1}^T \left(p_{j_t} - \frac{J^{DLP-N}}{2b}\right) \mathbb{E}[\min\{Q_t, B_{t-1}\}] + \frac{J^{DLP-N}}{2} \left(1 - \frac{\mathbb{E}[B_T]}{b}\right) \end{aligned}$$

where the second equality holds because  $Q_t$  is independent from  $B_{t-1}$ .

Now, note that the inventory level  $B_t$  is decreasing in  $t$  and that each  $(p_{j_t} - \frac{J^{DLP-N}}{2b})$  term is non-negative, so we can bound each  $B_{t-1}$  from below by  $B_T$ . The following can then be derived:

$$\begin{aligned} \mathbb{E}[J_v] &= \sum_{t=1}^T \left(p_{j_t} - \frac{J^{DLP-N}}{2b}\right) \mathbb{E}[\min\{Q_t, B_{t-1}\}] + \frac{J^{DLP-N}}{2} \left(1 - \frac{\mathbb{E}[B_T]}{b}\right) \\ &= \sum_{t=1}^T \left(p_{j_t} - \frac{J^{DLP-N}}{2b}\right) \mathbb{E}\left[\min\{Q_t, B_{t-1}\} \cdot \frac{Q_t B_{t-1}}{\min\{Q_t, B_{t-1}\} \max\{Q_t, B_{t-1}\}}\right] + \frac{J^{DLP-N}}{2} \left(1 - \frac{\mathbb{E}[B_T]}{b}\right) \\ &\geq \sum_{t=1}^T \left(p_{j_t} - \frac{J^{DLP-N}}{2b}\right) \mathbb{E}\left[\frac{Q_t B_{t-1}}{b}\right] + \frac{J^{DLP-N}}{2} \left(1 - \frac{\mathbb{E}[B_T]}{b}\right) \end{aligned}$$

$$\begin{aligned}
&\geq \frac{\mathbb{E}[B_T]}{b} \sum_{t=1}^T (p_{j_t} - \frac{J^{DLP-N}}{2b}) q_{tj_t} + \frac{J^{DLP-N}}{2} (1 - \frac{\mathbb{E}[B_T]}{b}) \\
&\geq \frac{\mathbb{E}[B_T]}{b} \sum_{t=1}^T \sum_{j=1}^J (p_j - \frac{J^{DLP-N}}{2b}) q_{tj} x_{tj}^* + \frac{J^{DLP-N}}{2} (1 - \frac{\mathbb{E}[B_T]}{b}) \\
&\geq \frac{\mathbb{E}[B_T]}{b} \left( J^{DLP-N} - \frac{J^{DLP-N}}{2b} \cdot b \right) + \frac{J^{DLP-N}}{2} (1 - \frac{\mathbb{E}[B_T]}{b}) \\
&= \frac{J^{DLP-N}}{2}
\end{aligned}$$

where the first inequality is because  $\forall t \in [T], Q_t \leq b$  and  $B_t \leq b$ ; second inequality is because  $B_t$  is decreasing in  $t$ ; third inequality follows from the optimality of  $j_t$  in expression (11); and the fourth inequality follows from constraint (2) in DLP-N.  $\square$

*Proof of Theorem 4.* Denote the following random variables, which depict a run of our static assortment policy from Definition 4.

- $X_t(S)$ : the indicator random variable for  $\tilde{S}_t = t$ , recalling that  $\tilde{S}_t$  was the assortment selected before the discarding in (12) was applied. Defined for all  $t \in [T]$  and  $S \in \mathcal{S}$ .
- $Q_t(i, j)$ : the indicator random variable for the customer attempting to purchase product  $(i, j)$  during time  $t$ . Defined for all  $t \in [T]$ ,  $i \in [n]$ , and  $j \in [m]$ , but can only be 1 if  $(i, j) \in S_t$ .
- $B_t(i)$ : the remaining inventory of item  $i$  at the *end* of time  $t$ . Defined for all  $i \in [n]$  and  $t = 0, \dots, T$ , where  $B_0(i) = b_i$  for all  $i$ . Note that if  $t > 0$ , then for all  $i$ ,

$$B_t(i) = B_{t-1}(i) - \mathbb{1}(B_{t-1}(i) > 0) \sum_{S \in \mathcal{S}} X_t(S) \sum_{j: (i,j) \in S} Q_t(i, j). \quad (22)$$

Using the random variables denoted above, the revenue earned by our policy can be expressed as

$$\text{Rev} = \sum_{t=1}^T \sum_{S \in \mathcal{S}} X_t(S) \sum_{(i,j) \in S} p_j Q_t(i, j) \mathbb{1}(B_{t-1}(i) > 0),$$

where  $Q_t(i, j)$  can only be 1 if  $(i, j)$  is in the final assortment  $S_t$  offered, i.e. if  $p_j \geq r_i^*/(2b_i)$ . We can rewrite the above expression as

$$\begin{aligned}
&\sum_{i=1}^n \sum_{t=1}^T \sum_{S \in \mathcal{S}} X_t(S) \sum_{j: (i,j) \in S} (p_j - \frac{r_i^*}{2b_i}) Q_t(i, j) \mathbb{1}(B_{t-1}(i) > 0) + \sum_{i=1}^n \frac{r_i^*}{2b_i} \sum_{t=1}^T \sum_{S \in \mathcal{S}} X_t(S) \sum_{j: (i,j) \in S} Q_t(i, j) \mathbb{1}(B_{t-1}(i) > 0) \\
&= \sum_{i=1}^n \sum_{t=1}^T \mathbb{1}(B_{t-1}(i) > 0) \sum_{S \in \mathcal{S}} X_t(S) \sum_{j: (i,j) \in S} (p_j - \frac{r_i^*}{2b_i}) Q_t(i, j) + \sum_{i=1}^n \frac{r_i^*}{2b_i} (b_i - B_T(i))
\end{aligned}$$

where we have recursively used the inventory updating rule in (22) to simplify the second term.

Now, for all  $i$  and  $t$ ,  $B_{t-1}(i)$  is independent of any events which occur at time  $t$ . Therefore, the expectation of the our policy's revenue can be decomposed as

$$\mathbb{E}[\text{Rev}] = \sum_{i=1}^n \sum_{t=1}^T \Pr[B_{t-1}(i) > 0] \sum_{S \in \mathcal{S}} \mathbb{E}[X_t(S) \sum_{j: (i,j) \in S} (p_j - \frac{r_i^*}{2b_i}) Q_t(i, j)] + \sum_{i=1}^n \frac{r_i^*}{2} (1 - \frac{\mathbb{E}[B_T(i)]}{b_i})$$

where we have also used the linearity of expectation. We subsequently derive the following:

$$\begin{aligned}
\mathbb{E}[\text{Rev}] &\geq \sum_{i=1}^n \Pr[B_T(i) > 0] \sum_{t=1}^T \sum_{S \in \mathcal{S}} x_t^*(S) \sum_{j: (i,j) \in S} (p_j - \frac{r_i^*}{2b_i}) \mathbb{E}[Q_t(i,j) | \tilde{S}_t = S] + \sum_{i=1}^n \frac{r_i^*}{2} (1 - \frac{\mathbb{E}[B_T(i)]}{b_i}) \\
&\geq \sum_{i=1}^n \Pr[B_T(i) > 0] \sum_{t=1}^T \sum_{S \in \mathcal{S}} x_t^*(S) \sum_{j: (i,j) \in S, p_j \geq r_i^*/(2b_i)} (p_j - \frac{r_i^*}{2b_i}) q_t(i,j,S) + \sum_{i=1}^n \frac{r_i^*}{2} (1 - \frac{\mathbb{E}[B_T(i)]}{b_i}) \\
&\geq \sum_{i=1}^n \Pr[B_T(i) > 0] \sum_{t=1}^T \sum_{S \in \mathcal{S}} x_t^*(S) \sum_{j: (i,j) \in S} (p_j - \frac{r_i^*}{2b_i}) q_t(i,j,S) + \sum_{i=1}^n \frac{r_i^*}{2} (1 - \frac{\mathbb{E}[B_T(i)]}{b_i}) \\
&\geq \sum_{i=1}^n \Pr[B_T(i) > 0] \left( r_i^* - \frac{r_i^*}{2b_i} (b_i) \right) + \sum_{i=1}^n \frac{r_i^*}{2} (1 - \frac{\mathbb{E}[B_T(i)]}{b_i})
\end{aligned}$$

We explain each inequality. The first inequality holds because  $B_T(i)$  is the remaining inventory of item  $i$  at the very end, which is no greater than any  $B_{t-1}(i)$ . The second inequality holds by Assumption 1, where for any  $(i,j) \in \tilde{S}_t$  that was not discarded in the final assortment shown, the purchase probability cannot be less than  $q_t(i,j,\tilde{S}_t)$ . The third inequality holds because we are only introducing negative terms (with  $p_j < r_i^*/(2b_i)$ ) into the sum. The final inequality holds by the definition of  $r_i^*$  in the policy, and the fact that the inventory constraint (6) in the LP is satisfied.

The final expression equals  $\sum_{i=1}^n \frac{r_i^*}{2} (1 + \Pr[B_T(i) > 0] - \mathbb{E}[B_T(i)]/b_i)$ , where  $\Pr[B_T(i) > 0] \geq \mathbb{E}[B_T(i)]/b_i$ , since random variable  $B_T(i)$  is bounded from above by  $b_i$ . Substituting in  $\text{OPT}_{\text{LP}} = \sum_{i=1}^n r_i^*$  completes the proof of the theorem.  $\square$

#### 4.1. Alternate Policies for Large Inventories

The general idea follows two steps. If inventory never runs out, then we would earn as much as  $(1 - \delta)J^{DLP-N}$ , where  $\delta$  is the “reservation” probability. Then, if we reserve inventory with such probability, we have at least  $(1 - 1/b)$  probability that inventory never runs out. So the total expected revenue is a multiplication of the above two numbers. This intuition is motivated by a tutorial by Anupam Gupta (Gupta), where they introduced the work of Hajiaghayi et al. (2007); we improve the inequalities in the original paper, so that our bound only matters with  $b$ , but not with  $T$ .

We first formalize our intuition that we reserve inventory by offering the highest price. The following lemma suggests that it is better to offer the highest price than to sell nothing at all (if there were such an option). Let  $J_{\mathbf{v},t}(c)$  denote the expected revenue we would earn under calendar (deterministic or randomized)  $\mathbf{v}$  if we were endowed with  $c$  units of inventory at the beginning of period  $t$ . Its expectation is taken over future demand randomness. We will also use  $J_{\mathbf{v}}$  to denote the revenue that a calendar  $\mathbf{v}$  can earn through the entire selling horizon, if the initial inventory is clear from its context.

LEMMA 6. *A calendar that does not sell anything (if there were such an option) with positive probability cannot be optimal. To be specific, if there is a calendar  $\hat{\mathbf{v}}$  that offers price  $p_j$  in time period  $t$  with probability  $\hat{v}_{tj}$ , such that  $\exists t, s.t. \sum_{j=1}^m \hat{v}_{tj} < 1$ , then there exists a corresponding randomized calendar  $\mathbf{v}$  that offers price  $p_j$  in time period  $t$  with probability  $v_{tj}$ :*

$$\begin{aligned} v_{t1} &= \hat{v}_{t1} + 1 - \sum_{j=1}^m \hat{v}_{tj}, \\ v_{tj} &= \hat{v}_{tj}, \quad \forall j \neq 1, \end{aligned} \tag{23}$$

such that  $\mathbf{v}$  yields greater or equal revenue than  $\hat{\mathbf{v}}$  does. That is,  $J_{\hat{\mathbf{v}}} \leq J_{\mathbf{v}}$ .

*Proof.* Notice that for any prescribed parameters, if we have one extra inventory we can earn some extra revenue. But this extra revenue will be no more than  $p_1$ , the highest revenue that one single inventory might earn alone:

$$J_{\hat{\mathbf{v}},t}(b+1) \leq J_{\hat{\mathbf{v}},t}(b) + p_1 \tag{24}$$

for any  $t \in [T]$  and  $b \in \mathbb{N}$ .

When  $t = T$ , we know  $J_{\hat{\mathbf{v}},T}(b) = J_{\mathbf{v},T}(b) - (1 - \sum_{j=1}^m \hat{v}_{Tj})q_{T1}p_1 \leq J_{\mathbf{v},T}(b)$  holds for any  $t \in [T]$  and  $b \in \mathbb{N}$ .

Suppose  $J_{\hat{\mathbf{v}},t+1}(c) \leq J_{\mathbf{v},t+1}(c)$  holds for any  $c \in \mathbb{N}$ , then we have:

$$\begin{aligned} J_{\hat{\mathbf{v}},t}(b+1) &= \sum_{j=1}^m \hat{v}_{tj} (q_{tj}(p_j + J_{\hat{\mathbf{v}},t+1}(b)) + (1 - q_{tj})J_{\hat{\mathbf{v}},t+1}(b+1)) \\ &= \sum_{j=1}^m v_{tj} (q_{tj}(p_j + J_{\hat{\mathbf{v}},t+1}(b)) + (1 - q_{tj})J_{\hat{\mathbf{v}},t+1}(b+1)) \\ &\quad - (1 - \sum_{j=1}^m \hat{v}_{tj}) (q_{t1}(p_1 + J_{\hat{\mathbf{v}},t+1}(b) - J_{\hat{\mathbf{v}},t+1}(b+1)) + J_{\hat{\mathbf{v}},t+1}(b+1)) \\ &\leq \sum_{j=1}^m v_{tj} (q_{tj}(p_j + J_{\mathbf{v},t+1}(b)) + (1 - q_{tj})J_{\mathbf{v},t+1}(b+1)) - 0 \\ &= J_{\mathbf{v},t}(b+1) \end{aligned}$$

where the inequality is due to (24). This holds for any  $b \in \mathbb{N}$ . Combining  $J_{\hat{\mathbf{v}},t}(0) = 0 = J_{\mathbf{v},t}(0)$ , we know that  $J_{\hat{\mathbf{v}},t}(c) \leq J_{\mathbf{v},t}(c)$  holds for any  $c \in \mathbb{N}$ . By induction we finish the proof.  $\square$

Now we can reserve inventory in time period  $t$  by selling nothing at all. We use this idea to prove Theorems 5–6. The proof of Theorem 5 is in the general  $[0,1]$ -demand setting. The  $\{0,1\}$ -demand setting is a special case of it.

*Proof of Theorem 5.* To prove this theorem, we first compare to another calendar: for each time period  $t$ , offer price  $j$  with probability  $\hat{a}_{tj} = (1 - \delta)x_{tj}^*$ , and offer nothing at all with probability  $\delta$ .



Using Lemma 6, we only need to show that this calendar will earn some fraction of  $J^{DLP-N}$ , as described in Theorem 5.

Let  $x_t^* = \sum_{j=1}^m q_{tj} x_{tj}^*$ . Denote the following random variables governing a sample path of our static calendar:

- $B_t$ : remaining inventory at the *end* of time  $t$ , with  $B_0 = 0$ ;
- $A_{tj}$ : indicator random variable for whether we would offer price  $j$  at time  $t$ , if we had inventory left at the beginning time  $t$ . This random variable is equal to 1 with probability  $\hat{a}_{tj}$ ;
- $Q_{tj}$ : the inventory that customer *would have* demanded if we offers price  $p_j$  in period  $t$ , which can take any value in  $[0, 1]$ .
- $Q_t$ : the inventory at time  $t$  that customer *would have* demanded, which can take any value in  $[0, 1]$ . If we let  $a_t \in [m]$  be the price index that the randomized policy chooses, then  $\mathbb{E}[Q_t] = \sum_{j=1}^m \mathbb{E}[Q_{tj} | A_{tj} = a_t] = \sum_{j=1}^m q_{tj} x_t^*$ ;
- $\min\{Q_t, B_{t-1}\}$ : the actual sales at time  $t$ .

The total revenue earned by our proposed calendar  $\hat{\mathbf{a}}$  can be calculated as

$$J_{\hat{\mathbf{a}}} = \sum_{t=1}^T \left( \sum_{j=1}^m p_j A_{tj} \min\{Q_{tj}, B_{t-1}\} \right).$$

In expectation, the proposed calendar would obtain

$$\begin{aligned} \mathbb{E}[J_{\hat{\mathbf{a}}}] &= \sum_{t=1}^T \left( \sum_{j=1}^m p_j a_{tj} \mathbb{E}[\min\{Q_{tj}, B_{t-1}\}] \right) \\ &\geq \sum_{t=1}^T \left( \sum_{j=1}^m p_j a_{tj} \mathbb{E}[\min\{Q_{tj}, B_{t-1}\} | B_t > 0] \cdot \Pr[B_t > 0] \right) \\ &\geq \sum_{t=1}^T \left( \sum_{j=1}^m p_j a_{tj} \mathbb{E}[Q_{tj}] \Pr[B_T > 0] \right) \\ &= \Pr[B_T > 0] (1 - \delta) \sum_{t=1}^T \left( \sum_{j=1}^m q_{tj} p_j x_{tj}^* \right) \\ &= \Pr[B_T > 0] (1 - \delta) J^{DLP-N} \end{aligned} \tag{25}$$

The first equality is because our choice of  $A_{tj}$ , the demand  $Q_{tj}$ , and inventory  $B_{t-1}$  are independent. The first inequality is re-writing the expectation by a conditional expectation, and ignoring the happening of other events  $B_t = 0$ . Second inequality is because we can lower bound any  $\Pr[B_t > 0]$  by  $\Pr[B_T > 0]$ .

We will first lower bound  $\Pr[B_T > 0]$ , the probability that inventory never runs out through the entire horizon. This is equal to the probability that “the total units of inventory sold, if *not* truncated by  $b$ , should not exceed the initial inventory  $b$ ”, i.e.  $\Pr[B_T > 0] = \Pr[\sum_{t=1}^T Q_t < b]$ .

Notice that the total units of inventory sold in expectation, if *not* truncated by  $b$ , is strictly less than the initial inventory  $b$ .

$$\begin{aligned}
\mathbb{E}\left[\sum_{t=1}^T Q_t\right] &= \sum_{t=1}^T \sum_{j=1}^m q_{tj} a_{tj} \\
&= (1-\delta) \sum_{t=1}^T \sum_{j=1}^m q_{tj} x_{tj}^* \\
&\leq (1-\delta)b \\
&< b,
\end{aligned}$$

where first inequality is due to Constraint (2). Since strict inequality holds, we can lower bound  $\Pr[B_T > 0] = \Pr[\sum_{t=1}^T Q_t < b]$  by concentration of inequalities.

$$\begin{aligned}
\Pr[B_T > 0] &= 1 - \Pr\left[\sum_{t=1}^T Q_t \geq b\right] \\
&= 1 - \Pr\left[\sum_{t=1}^T Q_t - \mathbb{E}\left[\sum_{t=1}^T Q_t\right] \geq b - \mathbb{E}\left[\sum_{t=1}^T Q_t\right]\right] \\
&\geq 1 - \Pr\left[\sum_{t=1}^T \{Q_t - \mathbb{E}[Q_t]\} \geq \delta b\right] \\
&\geq 1 - e^{-\frac{(\delta b)^2}{2\text{Var}(\sum_{t=1}^T Q_t) + 2/3\delta b}} \\
&\geq 1 - e^{-\frac{\delta^2 b}{3}} \\
&= 1 - \frac{1}{b},
\end{aligned} \tag{26}$$

The first inequality is due to  $\mathbb{E}[\sum_{t=1}^T Q_t] \leq (1-\delta)b$ . Second inequality is Bernstein Inequality, where  $\forall t, |Q_t - \mathbb{E}[Q_t]| \leq 1$ , that  $Q_t - \mathbb{E}[Q_t]$  is a zero-mean Bernoulli variable and almost surely bounded by 1. Third inequality is due to  $\text{Var}(\sum_{t=1}^T Q_t) \leq \sum_{t=1}^T x_t^*(1-x_t^*) \leq \sum_{t=1}^T x_t^* \leq b$  and  $\delta \leq 1$ . This is because if one random variable with bounded support over  $[0, 1]$  has the same mean as a Bernoulli random variable, its variance should be smaller than that of the Bernoulli random variable. Finally, in the last equality we plug in  $\delta = \sqrt{\frac{3 \log b}{b}}$ .

Finally putting (26) into (25) we have

$$\begin{aligned}
\mathbb{E}[J_{\hat{a}}] &\geq (1 - \frac{1}{b})(1 - \sqrt{\frac{3 \log b}{b}})J^{DLP-N} \\
&= (1 - \sqrt{\frac{3 \log b}{b}} + o(\sqrt{\frac{\log b}{b}}))J^{DLP-N}
\end{aligned}$$

which finishes the proof. By taking  $b \rightarrow +\infty$  we know that the calendar is asymptotically optimal.

□

*Proof of Theorem 6.* The revenue earned by our policy can be expressed as

$$\begin{aligned} \text{Rev} &= \sum_{t=1}^T \sum_{S \in \mathcal{S}} X_t(S) \sum_{(i,j) \in S} p_j Q_t(i,j) \mathbb{1}(B_{t-1}(i) > 0) \\ &= \sum_{i=1}^n \sum_{t=1}^T \mathbb{1}(B_{t-1}(i) > 0) \sum_{S \in \mathcal{S}} X_t(S) \sum_{(i,j) \in S} p_j Q_t(i,j) \end{aligned}$$

Taking expectation we have the following:

$$\begin{aligned} \mathbb{E}[\text{Rev}] &\geq \sum_{i=1}^n \Pr(B_T(i) > 0) \sum_{t=1}^T \sum_{S \in \mathcal{S}} (1 - \delta) x_t^*(S) \sum_{(i,j) \in S} p_j \mathbb{E}[Q_t(i,j) | S_t = S] \\ &\geq \sum_{i=1}^n \Pr(B_T(i) > 0) \sum_{t=1}^T \sum_{S \in \mathcal{S}} (1 - \delta) x_t^*(S) \sum_{(i,j) \in S} p_j q_t(i,j, S) \end{aligned}$$

where the first inequality is because  $\Pr(B_t(i) > 0) \geq \Pr(B_T(i) > 0)$ , and the random variables  $X_t(S), \mathbb{1}(B_{t-1}(i) > 0)$  and the conditioned  $Q_t(i,j)$  are independent so we can replace them with their expectations; the second inequality holds by substitutability.

The rest of the proof follows from the proof to Theorem 5, where we can lower bound  $\Pr(B_T(i) > 0)$  by  $1 - \frac{1}{b_i} \geq 1 - \frac{1}{\min_{i \in [n]} b_i}$  using Bernstein's inequality.  $\square$

## 5. Single-item Pricing under Stationary, Fractional Demand

Under  $[0,1]$ -demand setting, and when demands are stationary, our results will require the following two assumptions, which allow us to compare the distribution of random demand under different prices. We will see that under different degrees of assumptions, our previous observations, heuristics, and bounds in Section 3 still hold for this generalization. To be specific, structural properties require no assumptions;  $1 - \frac{1}{e}$  bound under stationary arrival requires both Assumption 2 and 3.

**ASSUMPTION 2.** *Demand under a higher price stochastically dominates the demand under a lower price, i.e.  $\forall j < j', x \in [0, 1]$ ,*

$$F_j(x) \geq F_{j'}(x)$$

This assumption is very mild. We would expect a higher price to yield fewer demands, in the sense that if we fix a specific demand level between  $[0,1]$ , the probability of a random demand being smaller or equal to this specific number, under a higher price, should be greater than that under a lower price.

Notice that  $\mathbb{E}[Q] = \int_{[0,1]} x dF(x)$ . So  $\mathbb{E}[Q_1] \leq \mathbb{E}[Q_2] \leq \dots \leq \mathbb{E}[Q_m]$ , as a direct implication from Assumption 2. If  $Q_j$ 's are Bernoulli random variables,  $\mathbb{E}[Q_j] = q_j$  equals to the purchase probability. This assumption generalizes the commonly recognized vertical differentiation assumption.

ASSUMPTION 3. *The ratio of the expected demand under a higher price over the expected demand under a lower price, is smaller than the ratio of the two expected demands after truncation, i.e.  $\forall j < j', c \in [0, 1]$ :*

$$\frac{\mathbb{E}[Q_j]}{\mathbb{E}[Q_{j'}]} \leq \frac{\mathbb{E}[\min\{c, Q_j\}]}{\mathbb{E}[\min\{c, Q_{j'}\}]}.$$

Assumption 3 is a supplement to Assumption 2. Intuitively, Assumption 3 requires the shape of the CDFs to be properly behaved. We illustrate when is Assumption 3 satisfied, and the relationship between these assumptions through the following examples.

PROPOSITION 1. *Assumption 3 holds if and only if  $\forall j < j', c \in [0, 1]$ ,*

$$\frac{\int_{[0,c]} 1 - F_j(x) dx}{\int_{[0,c]} 1 - F_{j'}(x) dx} \geq \frac{\int_{[c,1]} 1 - F_j(x) dx}{\int_{[c,1]} 1 - F_{j'}(x) dx}.$$

*Proof.*  $\forall j < j', c \in [0, 1]$ , we have

$$\frac{\mathbb{E}[Q_j]}{\mathbb{E}[Q_{j'}]} \leq \frac{\mathbb{E}[\min\{c, Q_j\}]}{\mathbb{E}[\min\{c, Q_{j'}\}]} \Leftrightarrow \frac{\mathbb{E}[\max\{Q_j - c, 0\}]}{\mathbb{E}[Q_j]} \leq \frac{\mathbb{E}[\max\{Q_{j'} - c, 0\}]}{\mathbb{E}[Q_{j'}]}$$

From integration by part, as a corollary of Fubini's theorem, we have

$$\begin{aligned} \mathbb{E}[\max\{Q_j - c, 0\}] &= \int_{[c,1]} x - c dF_j(x) \\ &= (1 - c) - \int_{[c,1]} F_j(x) dx \\ &= \int_{[c,1]} 1 - F_j(x) dx \end{aligned}$$

and similarly

$$\mathbb{E}[Q_j] = \int_{[0,1]} 1 - F_j(x) dx$$

Subtracting  $\int_{[c,1]} 1 - F_j(x) dx$  from  $\int_{[0,1]} 1 - F_j(x) dx$  we finish the proof.  $\square$

EXAMPLE 3. Let us restrict ourselves to truncated exponential distributions with bounded support on  $[0, 1]$ , whose CDF can be written as

$$F(x) = \frac{1 - e^{-\lambda x}}{1 - e^{-\lambda}}, \forall x \in [0, 1].$$

Assumption 2 states that  $\forall j < j', \forall x \in [0, 1], F_j(x) \geq F_{j'}(x)$ , which is equivalent to  $\frac{1 - e^{-\lambda_j x}}{1 - e^{-\lambda_j}} \geq \frac{1 - e^{-\lambda_{j'} x}}{1 - e^{-\lambda_{j'}}}$ . If we think of  $F(x)$  as a function of  $\lambda$ , we take derivatives:

$$\frac{dF(x)}{d\lambda} = \frac{\lambda(e^{-\lambda x} - e^{-\lambda})}{(1 - e^{-\lambda})^2} \geq 0,$$

to find that  $F(x)$  is non-decreasing in  $\lambda$ , for all  $x \in [0, 1]$ . So Assumption 2 holds if and only if  $\lambda_j \geq \lambda_{j'}$ .

Assumption 3 states that  $\forall j < j', c \in [0, 1], \frac{\mathbb{E}[Q_j]}{\mathbb{E}[Q_{j'}]} \leq \frac{\mathbb{E}[\min\{c, Q_j\}]}{\mathbb{E}[\min\{c, Q_{j'}\}]}$ . Notice that  $\mathbb{E}[X] = \frac{1}{\lambda}, \mathbb{E}[\min\{c, X\}] = \frac{1-e^{-\lambda c}}{\lambda(1-e^{-\lambda})}$ . So we have

$$\frac{\mathbb{E}[Q_j]}{\mathbb{E}[Q_{j'}]} \leq \frac{\mathbb{E}[\min\{c, Q_j\}]}{\mathbb{E}[\min\{c, Q_{j'}\}]} \iff \frac{\lambda_{j'}}{\lambda_j} \leq \frac{\lambda_{j'} \frac{1-e^{-\lambda_j c}}{\lambda_j(1-e^{-\lambda_j})}}{\frac{1-e^{-\lambda_{j'} c}}{\lambda_{j'}(1-e^{-\lambda_{j'}})}} \iff F_{j'}(x) \leq F_j(x)$$

So Assumption 3 holds if and only if Assumption 2 holds.

For truncated exponential distributions, Assumption 2 and Assumption 3 are equivalent, and both equivalent to  $\lambda_j \geq \lambda_{j'}, \forall j < j'$ .

EXAMPLE 4. Let us restrict ourselves to normalized binomial distributions that have the same number of coin flips, i.e.  $\frac{1}{n}\text{Bin}(n, \beta_j)$ , where  $n$  denotes the total number of coin flips, and  $\beta_j$  denotes the probability of head-ups. We normalize it by  $n$  so that this is a proper distribution with bounded support within  $[0, 1]$ .

Assumption 2 states that  $\forall j < j', \forall x \in [0, 1], F_j(x) \geq F_{j'}(x)$ , which is equivalent to  $\beta_j \leq \beta_{j'}$ . From Proposition 2 (which comes right after) we know that  $\beta_j \leq \beta_{j'}$  ensures Assumption 3 to hold.

This example illustrates that for binomial distributions that have the same number of coin flips, Assumption 2 implies Assumption 3.

PROPOSITION 2. Let  $Q_j$  denote some normalized binomial random variable  $Q_j = \frac{1}{n}\text{Bin}(n, \beta_j)$  where  $n$  is a fixed number. If  $\beta_j \leq \beta_{j'}$ , then  $\forall c \in [0, 1]$  we have:

$$\frac{\mathbb{E}[Q_j]}{\mathbb{E}[Q_{j'}]} \leq \frac{\mathbb{E}[\min\{c, Q_j\}]}{\mathbb{E}[\min\{c, Q_{j'}\}]}$$

*Proof.* We check it by using Proposition 1. Notice that  $Q_j$  and  $Q_{j'}$  only have finite supports over  $\Lambda = \{0, 1, \dots, n\}$ . If Assumption 3 holds for all  $c \in \Lambda$ , then since both numerator and denominator are linearly changing in  $c \in [0, 1] - \Lambda$ , we know Assumption 3 also holds for all  $c \in [0, 1]$ . So it only suffices to check when Assumption 3 holds for  $c \in \Lambda$ .

Assumption 2 suggests  $\forall j < j', \beta_j \leq \beta_{j'}$ . So for any  $\forall l \in \{0, 1, \dots, n-1\}$ ,

$$\left( \frac{\beta_j(1-\beta_{j'})}{\beta_{j'}(1-\beta_j)} \right)^l \geq \left( \frac{\beta_j(1-\beta_{j'})}{\beta_{j'}(1-\beta_j)} \right)^{l+1}.$$

Then both multiply  $\left( \frac{1-\beta_j}{1-\beta_{j'}} \right)^n$  we have  $\forall l \in \{0, 1, \dots, n-1\}$ ,

$$\frac{C_n^l \beta_j^l (1-\beta_j)^{n-l}}{C_n^l \beta_{j'}^l (1-\beta_{j'})^{n-l}} \geq \frac{C_n^{l+1} \beta_j^{l+1} (1-\beta_j)^{n-l-1}}{C_n^{l+1} \beta_{j'}^{l+1} (1-\beta_{j'})^{n-l-1}}.$$

Summing up together we have  $\forall l_0 \in \{0, 1, \dots, n-1\}$ ,

$$\frac{1-F_j(l_0)}{1-F_{j'}(l_0)} = \frac{\sum_{l=l_0}^n C_n^l \beta_j^l (1-\beta_j)^{n-l}}{\sum_{l=l_0}^n C_n^l \beta_{j'}^l (1-\beta_{j'})^{n-l}} \geq \frac{\sum_{l=l_0+1}^n C_n^l \beta_j^l (1-\beta_j)^{n-l}}{\sum_{l=l_0+1}^n C_n^l \beta_{j'}^l (1-\beta_{j'})^{n-l}} = \frac{1-F_j(l_0+1)}{1-F_{j'}(l_0+1)}.$$

Finally we have  $\forall l_0 \in \{0, 1, \dots, n-1\}$ ,

$$\frac{\sum_{l=0}^{l_0} 1 - F_j(l)}{\sum_{l=0}^{l_0} 1 - F_{j'}(l)} \geq \frac{\sum_{l=l_0+1}^n 1 - F_j(l)}{\sum_{l=l_0+1}^n 1 - F_{j'}(l)},$$

which is in the summation form, due to discreteness. And we have shown that  $\frac{\mathbb{E}[Q_j]}{\mathbb{E}[Q_{j'}]} \leq \frac{\mathbb{E}[\min\{c, Q_j\}]}{\mathbb{E}[\min\{c, Q_{j'}\}]}$ .

□

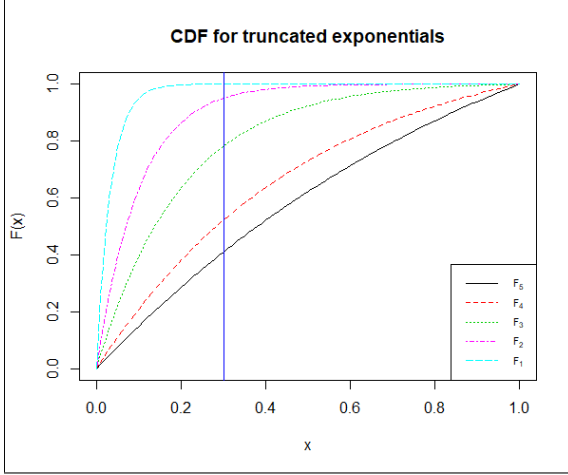


Figure 1 Example 3

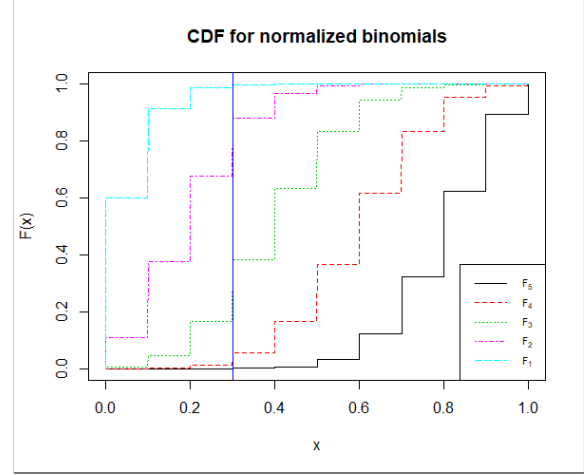


Figure 2 Example 4

These two examples show that sometimes Assumption 3 is naturally guaranteed by Assumption 2, which is sorts of natural.

### 5.1. Structural Property: Monotonicity

Again we quickly establish a structural property, Lemma 7, as a warm-up. The structural property says:

**LEMMA 7.** *Under  $[0, 1]$ -demand, in any calendar  $\mathbf{v}$ , if two consecutive prices  $p_{v_t}, p_{v_{t+1}}$  are in increasing order, this calendar cannot be optimal. More specifically, we can have prices  $p_{v_t}, p_{v_{t+1}}$  exchanged to achieve a greater revenue.*

The proof is deferred to Section EC.5

**COROLLARY 2.** *Under  $[0, 1]$ -demand, the optimal prices in a static calendar is non-increasing over time, i.e.  $p_{v_t^*} \geq p_{v_{t+1}^*}, \forall t \in \{1, 2, \dots, T-1\}$ .*

*Proof.* Directly follows from Lemma 2. We can start from any calendar and use a finite number (no more than  $T!$ ) of exchange operations to achieve the optimal non-decreasing structure. □

Notice that Corollary 2 is assumption-free.

## 5.2. Four-step Proof of Theorem 1 under [0,1]-Demand

The proof can be divided into four steps, which we will illustrate using the following example. Again, consider a problem instance with  $T = 3$  time periods and starting inventory  $b = 2$ . Suppose we have two prices. The optimal LP solution (according to Lemma 1) suggests to offer a higher price with index H for 1.5 time periods, and a lower price with index L for 1.5 time periods.

Suppose there was a virtual price

$$p_C = \frac{\mathbb{E}[X_H]p_H + \mathbb{E}[X_L]p_L}{\mathbb{E}[X_H] + \mathbb{E}[X_L]}.$$

Let  $F_C(x) = 0.5F_H(x) + 0.5F_L(x)$ ,  $\forall x \in [0, 1]$ . Since  $F_C(x)$  is right-continuous, non-decreasing, and  $F_C(0) = 0$ ,  $F_C(1) = 1$ , we know  $F_C(x)$  is also a demand distribution. We let the demand distribution under  $p_C$  be  $F_C(\cdot)$ . It can be verified that  $\mathbb{E}[X_C] = 2/3$ .

We then establish the following sequence of four inequalities:

$$\text{OPT}_{\text{LP}} \cdot \frac{\mathbb{E}[\min\{\text{Bin}(3, \frac{2}{3}), b\}]}{b} \leq \mathbb{E}[\text{Rev}(C; C; C)] \quad (27)$$

$$\leq \mathbb{E}[\text{Rev}(0.5H, 0.5L; 0.5H, 0.5L; 0.5H, 0.5L)] \quad (28)$$

$$\leq \mathbb{E}[\text{Rev}(H; 0.5H, 0.5L; L)] \quad (29)$$

$$\leq \max\{\mathbb{E}[\text{Rev}(H; H; L)], \mathbb{E}[\text{Rev}(H; L; L)]\}. \quad (30)$$

Inequality (27) relates the LP optimum to the expected revenue of a virtual calendar. We can interpret the LHS as the expectation of some Binomial random variable truncated by initial inventory; and the RHS as the expectation of some same-mean, smaller-variance random variable truncated by the same number.

Inequality (28) is true under Assumption 3. We compare a randomized offering of two prices to a deterministic offering, whose price is the “average price per unit of inventory on a single day” under the randomized offering, if demand is not truncated by initial inventory. If there is no truncation then these two expressions are equal; if there is truncation then it takes inequality. Assumption 3 determines the direction of this inequality.

Inequality (29) is true under Assumption 2. Again, it is an argument that combines “monotonicity” and “convexity”, which says that if there is a positive probability that the static policy offers a lower price before a higher price, then this policy can be improved. That is, there is  $1/4$  probability that the policy  $(0.5H, 0.5L; 0.5H, 0.5L; 0.5H, 0.5L)$  offers both L in period 1 and H in period 2 (regardless of what it offers in period 3). But the policy  $(H; 0.5H, 0.5L; L)$  only suggests two possible policies:  $(H; 0.5H; L)$  and  $(H; L; L)$ . Either way it has zero probability to offer a lower price before a higher price. So the first policy can be improved to the second one, while keeping

the total probabilities to offer both a higher price  $H$  for 1.5 units unchanged, and a lower price  $L$  for 1.5 units unchanged.

Finally, Inequality (30) is true and we pick the best of the two static policies in Definition (1).

We now formalize Inequalities (27)–(29) in the following three Lemmas. We will incorporate Inequality (30) in the proof of Theorem 1. Let  $\{x\} = x - \lfloor x \rfloor$  be the fractional part of a real number  $x$ .

LEMMA 8. *Suppose there are two calendars:*

1. *A calendar that offers in each period the same probabilistic mixture of offering two prices, i.e. with probability  $\alpha$  offering the higher price and  $1 - \alpha$  offering the lower price;*
2. *A calendar that starts with deterministically offering the higher price for  $\lfloor \alpha \cdot T \rfloor$  periods, then in the next period offers the higher price with probability  $\{x\}$  and the lower price with probability  $1 - \{x\}$ , and finally switches to offering the lower price in the last  $\lfloor (1 - \alpha) \cdot T \rfloor$  periods.*

*The first calendar can be improved to the second one, whose expected revenue is not decreased.*

$\forall \alpha \in [0, 1]$ , denote  $J_{\mathbf{v}_\alpha, t}(b)$  as the expected revenue earned from a randomized calendar  $\mathbf{v}_\alpha$ , which on each day offers the higher price  $p_H$  with probability  $\alpha$ , and the lower price  $p_L$  with probability  $1 - \alpha$ , if we start at the beginning of period  $t$ , endowed with  $b$  units of inventory.

Denote

$$p_C = \frac{\alpha \mathbb{E}[X_H] p_H + (1 - \alpha) \mathbb{E}[X_L] p_L}{\alpha \mathbb{E}[X_H] + (1 - \alpha) \mathbb{E}[X_L]}.$$

This can be interpreted as the “average price per unit of inventory on a single day” under calendar  $\mathbf{v}_\alpha$ , if demand is not truncated by initial inventory. Let  $F_C(x) = \alpha F_H(x) + (1 - \alpha) F_L(x)$ ,  $\forall x \in [0, 1]$ . Since  $F_C(x)$  is right-continuous, non-decreasing, and  $F_C(0) = 0, F_C(1) = 1$ , we know  $F_C(x)$  is a demand distribution, and  $\mathbb{E}[Q_C] = \alpha \mathbb{E}[Q_H] + (1 - \alpha) \mathbb{E}[Q_L]$

Denote  $J_{\mathbf{v}_C, t}(b)$  as the expected revenue we can earn from a deterministic calendar  $\mathbf{v}_C$ , which on each day offers  $p_C$  deterministically with an associated demand distribution of  $F_C(\cdot)$ , if we start at the beginning of period  $t$ , endowed with  $b$  units of inventory.

By a coupling argument we introduce the following:

LEMMA 9. *Under Assumption 3,  $J_{\mathbf{v}_\alpha, 1}(b) \geq J_{\mathbf{v}_C, 1}(b), \forall b \geq 0$ .*

LEMMA 10. *Let  $b \in \mathbb{R}$  be any positive number,  $T \in \mathbb{N}$  any positive integer, and  $b \leq T$ . Let  $\{X_t\}, t = 1, 2, \dots, T$  be i.i.d. random variables with bounded support over  $[0, 1]$ , such that*

$$\mathbb{E}[X_t] = \frac{b}{T}, \forall t = 1, 2, \dots, T.$$

*Let  $\{Y_t\}, t = 1, 2, \dots, T$  be i.i.d. Bernoulli random variables, such that*

$$Y_t = \begin{cases} 1, w.p. \frac{b}{T} \\ 0, o.w. \end{cases}, \forall t = 1, 2, \dots, T$$



Then we have

$$\mathbb{E} \left[ \min \left\{ b, \sum_{t=1}^T X_t \right\} \right] \geq \mathbb{E} \left[ \min \left\{ b, \sum_{t=1}^T Y_t \right\} \right]$$

The proof of Lemmas 8–10 are deferred to Section EC.6. Now we formalize the proof of Theorem 1, using the above Lemmas.

*Proof of Theorem 1 under  $[0,1]$ -Demand* Let  $J_v$  denote the expected revenue we can earn by using the calendar suggested by our algorithm. Notice that the optimal solution of DLP-S has only no more than two non-zero variables. We distinguish the following two cases.

**If our algorithm only selects one single price**, we obtain one non-zero value, denoted as  $x_j^*$ . We let  $X_j$  to be the random demand under this price.

DLP-S has either one tight constraint or two. If it has two tight constraints yet only one non-zero variable, this suggests that  $\mathbb{E}[X_j] = b/T$ . the static policy from Definition 1 yields exactly

$$\begin{aligned} p_{j^*} \mathbb{E} \left[ \min \left\{ \sum_{t=1}^T X_j, b \right\} \right] &\geq p_{j^*} \mathbb{E} [\min \{ \text{Bin}(T, b/T), b \}] \\ &= J^{DLP-S} \Delta^{APX}, \end{aligned}$$

where inequality is due to Lemma 10; the last equality due to  $J^{DLP-S} = p_{j^*} b$ .

If there is only one tight constraint, the static policy from Definition 1 would offer the corresponding price for all  $T$  time periods. In one case, the tight constraint is the inventory constraint (the optimal solution has  $x_{j^*}$  satisfying  $\mathbb{E}[X_j]x_{j^*} = b, x_{j^*} < T$  and all other variables being zero), which suggests  $\mathbb{E}[X_j] > b/T$ . Therefore, the static policy from Definition 1 yields

$$\begin{aligned} p_{j^*} \mathbb{E} \left[ \min \left\{ \sum_{t=1}^T X_j, b \right\} \right] &\geq p_{j^*} \mathbb{E} [\min \{ \text{Bin}(T, \mathbb{E}[X_j]), b \}] \\ &\geq p_{j^*} \mathbb{E} [\min \{ \text{Bin}(T, b/T), b \}] \\ &= J^{DLP-S} \Delta^{APX}, \end{aligned}$$

where the first inequality is due to Lemma 10 and that Binomial random variable equals to the sum of i.i.d. Bernoulli random variables; the second inequality is due to  $\mathbb{E}[X_j] > b/T$ ; the last equality is due to  $J^{DLP-S} = p_{j^*} b$ .

In the other case, the tight constraint is the legitimate constraint (the optimal solution has  $x_{j^*}$  satisfying  $\mathbb{E}[X_j]x_{j^*} < b, x_{j^*} = T$  and all other variables being zero), which suggests  $\mathbb{E}[X_j] < b/T$ . Therefore, the static policy from Definition 1 yields

$$\begin{aligned} p_{j^*} \mathbb{E} \left[ \min \left\{ \sum_{t=1}^T X_j, b \right\} \right] &\geq p_{j^*} T \mathbb{E}[X_j] \frac{\mathbb{E}[\min \{ \text{Bin}(T, \mathbb{E}[X_j]), b \}]}{T \mathbb{E}[X_j]} \\ &\geq p_{j^*} T \mathbb{E}[X_j] \frac{\mathbb{E}[\min \{ \text{Bin}(T, b/T), b \}]}{T(b/T)} \\ &= J^{DLP-S} \Delta^{APX}, \end{aligned}$$

where the first inequality is due to Lemma 10 and that Binomial random variable equals to the sum of i.i.d. Bernoulli random variables; second inequality is due to Proposition 2; last equality follows from  $J^{DLP-S} = p_j^* T \mathbb{E}[X_j]$ , because now the linear program is tight on the legitimate constraint.

**If our algorithm selects two prices**, we can restrict ourselves only to two-price calendars. By solving DLP-S, we obtain two non-zero values, denoted as  $x_{j_1}^*$  and  $x_{j_2}^*$ , where  $j_1 < j_2$ .  $p_{j_1}$  is the higher price, and  $p_{j_2}$  is the lower price. Denote  $X_{j_1}$  and  $X_{j_2}$  to be the demand under these two prices, respectively.

If we divide  $x_{j_1}^*$  and  $x_{j_2}^*$  by  $T$ , this will naturally give us two probabilities. Denote  $\alpha = \frac{x_{j_1}^*}{T}$ ,  $1 - \alpha = \frac{x_{j_2}^*}{T}$ . We use these numbers to construct a randomized calendar  $\mathbf{v}_\alpha$ : on each day, offer the higher price  $p_{j_1}$  with probability  $\alpha$ , and the lower price  $p_{j_2}$  with probability  $1 - \alpha$ . Using Lemma 8, we know that the static policy from Definition 1 earns greater revenue than  $\mathbf{v}_\alpha$ .

$$J_{\mathbf{v}} \geq J_{\mathbf{v}_\alpha}.$$

Denote

$$p_C = \frac{\alpha \mathbb{E}[X_{j_1}] p_{j_1} + (1 - \alpha) \mathbb{E}[X_{j_2}] p_{j_2}}{\alpha \mathbb{E}[X_{j_1}] + (1 - \alpha) \mathbb{E}[X_{j_2}]},$$

as the “average price per unit of inventory on a single day” under calendar  $\mathbf{v}_\alpha$ , if demand is not truncated by initial inventory. Denote  $F_C(x) = \alpha F_{j_1}(x) + (1 - \alpha) F_{j_2}(x)$ ,  $\forall x \in [0, 1]$ . This is a demand distribution. Let  $X_{C,t} = X_C$  be the demand distribution of us offering price  $p_C$  in period  $t$ .

We construct a virtual deterministic calendar  $\mathbf{v}_C$ , which on each day offers  $p_C$ , with an associated demand distribution of  $F_C(\cdot)$ . Using Lemma 9, a coupling argument shows that the randomized calendar  $\mathbf{v}_\alpha$  earns greater revenue than the virtual deterministic calendar  $\mathbf{v}_C$ .

$$J_{\mathbf{v}_\alpha} \geq J_{\mathbf{v}_C}.$$

Since constraint (2) is binding,  $\mathbb{E}[X_C] = b/T$ . Let  $\{Y_t\}, t = 1, 2, \dots, T$  be i.i.d. Bernoulli random variables, such that

$$Y_t = \begin{cases} 1, \text{w.p.} \frac{b}{T} \\ 0, \text{o.w.} \end{cases}, \forall t = 1, 2, \dots, T$$

We calculate the expected revenue earned from this virtual calendar. Using Lemma 10 we have:

$$J_{\mathbf{v}_C} = \mathbb{E}[\min\{b, \sum_{t=1}^T X_{C,t}\}] \geq \mathbb{E}[\min\{b, \sum_{t=1}^T Y_t\}].$$

Putting all these inequalities together, we know

$$J_{\mathbf{v}} \geq J_{\mathbf{v}_\alpha} \geq J_{\mathbf{v}_C} \geq \mathbb{E}[\min\{b, \sum_{t=1}^T Y_t\}] = \Delta^{APX} J^{DLP-S}.$$

where the last equality is re-writing a Binomial variable as the sum of IID Bernoulli variables. This shows that the static policy from Definition 1 achieves at least  $\Delta^{APX}$  of the  $DLP-S$  upper bound.  $\square$

The tightness proof is due to Lemma 5. Since we are now proving a more general result, any example that works in Lemma 5 should also work here.

## 6. Numerical Results: Using Real Data from A CPG Company

We use aggregated weekly panel data from a CPG company to test the performance of our proposed policies. We use the random forest method to build prediction models that suggest a distribution of demand under different prices. Then we take these distributions as inputs, and compare the performance of our policies to some benchmarks.

We validate our model by the following two observations, which suggest that our framework mostly captures the real retail dynamics. (i) Cross-SKU cannibalization is not significant. This suggests that we can do single-item calendar pricing, one SKU and another. (ii) Inter-temporal cannibalization is not significant. This suggests that demands are not correlated with each other. A probable explanation of the second observation is due to “pantry effect” Ailawadi and Neslin (1998), Bell et al. (1999). Even if strategic customers stockpile at promotions, this accelerates their consumption rate, and customers still buy as much as they would have demanded. So we model demands to be independent.

We pick a representative SKU <sup>6</sup> to illustrate what we have done. This SKU has valid weekly data over 3 years in the past. It can be tagged at 4 different prices: \$14.99, \$15.99, \$16.99, \$17.99. The planning horizon is one year  $\approx 52$  weeks. We increase the total units of initial inventory from 1 unit to 52 units. We normalize demands to take  $[0,1]$  values by dividing the predicted demands by highest predicted demand. We analyzed both stationary and non-stationary demand models.

Under stationary setting, we compute the expected revenue from our policy, the LP upper bound, the optimal dynamic pricing policy, the myopic policy as one benchmark, and an LP-based randomized policy as another benchmark. In the figure we divide all the numbers by its corresponding LP upper bound with the same level of initial inventory, so that the performance ratio is always between 0 and 1, the bigger the better.

- The optimal dynamic pricing policy allows us to change prices based on realized demands, and we compute it numerically using dynamic programming. It is always as good as the LP upper bound.
- The myopic policy always offers the price that earns the greatest expected revenue in the upcoming time period. Under stationary setting, the myopic policy will select only one price over the entire horizon. It has better performance as the total units of initial inventory increases, because the inventory vs. revenue trade-off tends to favor immediate revenue as initial inventory increases.

<sup>6</sup> An SKU that is representative usually satisfy the following: (i) very few missing data, and prediction error on test set is small (ii) wide enough price range, i.e. in practice the demand under different prices are usually on the same order, so if a price range is narrow then the revenue differences are very small

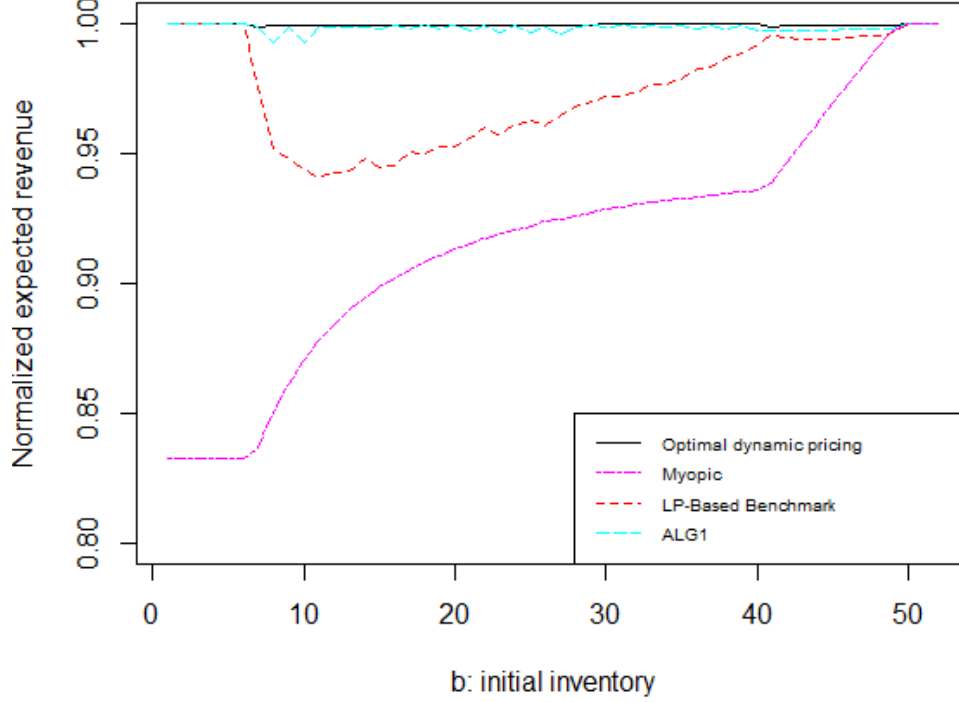


Figure 3 Stationary Demand

- The LP-based benchmark first solves DLP-S. Then in each period, it offers price  $H$  with probability  $x_H^*/T$ , and  $L$  with probability  $x_L^*/T$ , as suggested by Lemma 1. This randomized policy has a huge number of supports, and the calendar from Definition 1 is among the best calendars of them. The LP-based benchmark has better performances when the total units of initial inventory is either very small or very big. When inventory is very small, with high probability it suggests a calendar that offers the highest prices, which is almost what the best policy would suggest. Similarly, when inventory is very big, with high probability it suggests the prices that earn the highest *expected* revenue.
- ALG1 is our proposed policy from Definition 1. Although it may not be the best calendar (since we are not solving for the best one), it still has very good performance. We can see that it performs almost as well as the optimal dynamic pricing policy no matter what level of initial inventory. And it earns a 4 – 5% increase in expected revenue when inventory is of moderate size, compared to the LP-based benchmark.

Under non-stationary setting, we compute the expected revenue from our policy, the alternative policy for large inventory, the LP upper bound, the optimal dynamic pricing policy, the myopic policy as one benchmark, and an LP-based randomized policy as another benchmark. Again, in the figure we normalize all the performance down to less than or equal to 1. Due to the parameters estimated under non-stationary setting, all the policies are rather close to the LP upper bound.

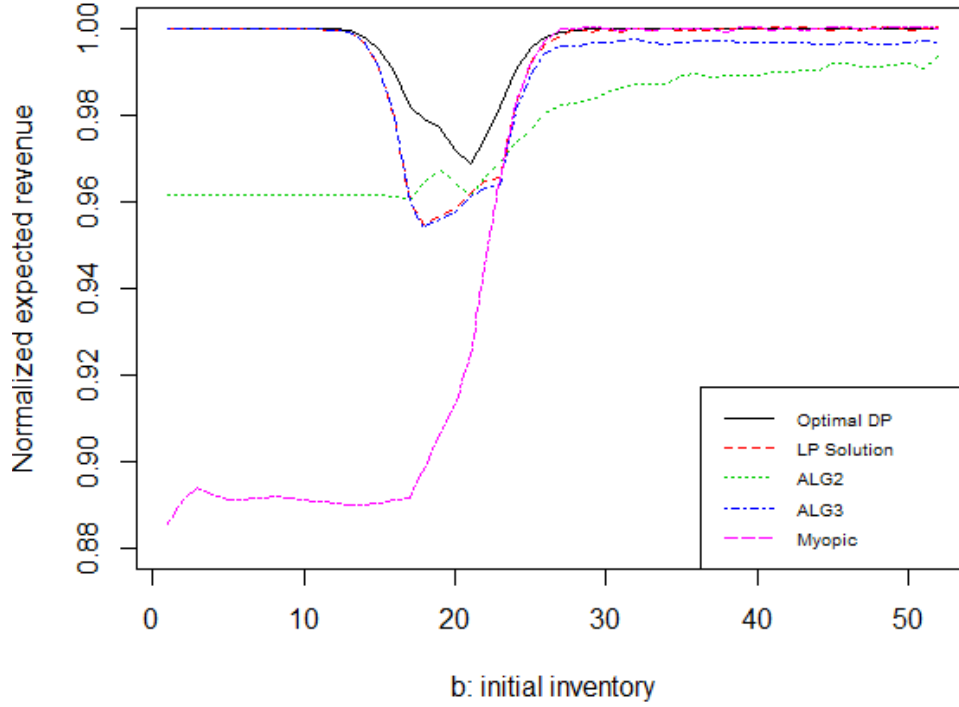


Figure 4 Non-stationary Demand

- The optimal dynamic pricing policy is computed numerically using dynamic programming. It is always as good as the LP upper bound when inventory is very small or very big. But when inventory is moderate, even the optimal dynamic pricing policy is bounded away from the LP upper bound. This is because under non-stationary demand, the dynamics are more complicated.
- The myopic policy always offers the price that earns the greatest expected revenue in the upcoming time period. Under non-stationary setting, the myopic policy may select different prices over time. Again, it has better performance as the total units of initial inventory increases, because the inventory vs. revenue trade-off tends to favor immediate revenue.
- The LP-based benchmark first solves DLP-N. Then in period  $t$ , it offers price  $p_j$  with probability  $x_{tj}^*$ , which is an optimal solution of DLP-N. Similarly here, this LP-based benchmark has better performances when the total units of initial inventory is either very small or very big.
- ALG2 is our proposed policy from Definition 3. It has a uniformly well performance, and very close to the optimal dynamic pricing policy when inventory is of moderate size. When inventory is either small or big, it fails to perform better than the LP-based benchmark, due to its “reservation” nature. And it earns a  $\sim 1\%$  increase in expected revenue when inventory is of moderate size.

- ALG3 is our proposed policy from Definition 5. It performs very close to the LP-based benchmark, but always worse off by a bit. This is because in Definition 5 we discount each  $x_{tj}^*$  by some reservation probability. It has an asymptotic optimality guarantee when inventory is very large.

We would love to point out that, in practice, it is very rare for the initial inventory level to be very tiny nor very huge. And when inventory is of moderate size, our policies outperform the benchmark policies, under both stationary non-stationary demand settings.

## 7. Conclusions

We proposed a calendar pricing problem. Instead of doing dynamic pricing, where pricing decisions are based on the realized demands in the last period, we have to prescribe a trajectory of prices at the beginning of the entire horizon. This control policy is appreciated by a Consumer Packaged Goods company for its operational convenience.

We consider both single-item pricing (for both  $\{0, 1\}$ - and  $[0, 1]$ - demand) and assortment (and pricing) controls. And we show that our policies are within  $1-1/e$  (approximately 0.63) of the optimum under stationary (IID) demand, and  $1/2$  of optimum under non-stationary demand, with both guarantees approaching 1 if the starting inventories are large. We exhibit a system of tools for establishing best-possible performance guarantees using linear programming relaxations. These techniques are of their own theoretical interests.

Finally, we fit the real problem faced by the CPG company into the general demand setting of our model, and demonstrate on data provided by the CPG company that our simple price calendars are effective.

There could be three streams of possible variations from this paper. If we are introducing new products to the market, or if there is very little data to generate an accurate demand distribution, then we should treat demand distributions as unknown. One interesting question is how we can build a learning-while-earning model.

One possible variation is to consider strategic customers. Right now in the data we observe no significant inter-temporal cannibalization, so we assumed no strategic customer behavior – as we had explained using pantry effect. But it would be interesting to think about strategic customers if we observed inter-temporal cannibalization. Especially, literature suggest that companies with commitment power would gain advantage when there are strategic customers. Calendar pricing is naturally such a commitment policy.

Another possible variation is to consider oligopoly pricing. If we observed cross-SKU cannibalization, then how do the incentives of different agents align with each other, and even with the retailers that carry all competitors' products.

## References

- Adelman D (2007) Dynamic bid prices in revenue management. Operations Research 55(4):647–661.
- Agrawal S, Avadhanula V, Goyal V, Zeevi A (2017) Mnl-bandit: a dynamic learning approach to assortment selection. arXiv preprint arXiv:1706.03880 .
- Ailawadi KL, Neslin SA (1998) The effect of promotion on consumption: Buying more and consuming it faster. Journal of Marketing Research 390–398.
- Araman VF, Caldentey R (2009) Dynamic pricing for nonperishable products with demand learning. Operations research 57(5):1169–1188.
- Bell DR, Chiang J, Padmanabhan V (1999) The decomposition of promotional response: An empirical generalization. Marketing Science 18(4):504–526.
- Besbes O, Zeevi A (2009) Dynamic pricing without knowing the demand function: Risk bounds and near-optimal algorithms. Operations Research 57(6):1407–1420.
- Bumpensanti P, Wang H (2018) A re-solving heuristic for dynamic resource allocation with uniformly bounded revenue loss. arXiv preprint arXiv:1802.06192 .
- Chen X, Ma W, Simchi-Levi D, Xin L (2016) Dynamic recommendation at checkout under inventory constraint .
- Cheung WC, Ma W, Simchi-Levi D, Wang X (2018) Inventory balancing with online learning. arXiv preprint arXiv:1810.05640 .
- Cheung WC, Simchi-Levi D (2016) Efficiency and performance guarantees for choice-based network revenue management problems with flexible products .
- Ciocan DF, Farias V (2012) Model predictive control for dynamic resource allocation. Mathematics of Operations Research 37(3):501–525.
- Gallego G, Iyengar G, Phillips R, Dubey A (2004) Managing flexible products on a network .
- Gallego G, Li A, Truong VA, Wang X (2016) Online personalized resource allocation with customer choice. Technical report, Working Paper. <http://arxiv.org/abs/1511.01837> v1.
- Gallego G, Van Ryzin G (1994) Optimal dynamic pricing of inventories with stochastic demand over finite horizons. Management science 40(8):999–1020.
- Golrezaei N, Nazerzadeh H, Rusmevichientong P (2014) Real-time optimization of personalized assortments. Management Science 60(6):1532–1551.
- Gupta A (????) Prophets and secretaries .
- Hajiaghayi MT, Kleinberg R, Sandholm T (2007) Automated online mechanism design and prophet inequalities. AAAI, volume 7, 58–65.
- Krengel U, Sucheston L (1977) Semiamarts and finite values. Bulletin of the American Mathematical Society 83(4):745–747.

- Lin GY, Lu Y, Yao DD (2008) The stochastic knapsack revisited: Switch-over policies and dynamic pricing. Operations Research 56(4):945–957.
- Liu Q, Van Ryzin G (2008) On the choice-based linear programming model for network revenue management. Manufacturing & Service Operations Management 10(2):288–310.
- Ma W, Simchi-Levi D (2017) Online resource allocation under arbitrary arrivals: Optimal algorithms and tight competitive ratios .
- Ma W, Simchi-Levi D, Teo CP (2018a) On policies for single-leg revenue management with limited demand information. arXiv preprint arXiv:1810.10900 .
- Ma Y, Rusmevichientong P, Sumida M, Topaloglu H (2018b) A constant-factor approximation algorithm for network revenue management .
- Maglaras C, Meissner J (2006) Dynamic pricing strategies for multiproduct revenue management problems. Manufacturing & Service Operations Management 8(2):136–148.
- Owen Z, Simchi-Levi D (2017) Price and assortment optimization for reusable resources .
- Rusmevichientong P, Sumida M, Topaloglu H (2017) Dynamic assortment optimization for reusable products with random usage durations .
- Samuel-Cahn E, et al. (1984) Comparison of threshold stop rules and maximum for independent nonnegative random variables. the Annals of Probability 12(4):1213–1216.
- Talluri K, Van Ryzin G (2004) Revenue management under a general discrete choice model of consumer behavior. Management Science 50(1):15–33.
- Talluri KT, Van Ryzin GJ (2006) The theory and practice of revenue management, volume 68 (Springer Science & Business Media).
- Wang X, Truong VA, Bank D (2015) Online advance admission scheduling for services with customer preferences. arXiv preprint arXiv:1805.10412 .
- Zhang D, Adelman D (2009) An approximate dynamic programming approach to network revenue management with customer choice. Transportation Science 43(3):381–394.



## E-Companion

### EC.1. Directly Using LP Can Be Suboptimal, Even Asymptotically

Before introducing Definitions 5–6, we mentioned that directly using LP solution can be suboptimal, even asymptotically as initial inventory being arbitrarily large. This motivated us to develop Definitions 5–6 to show asymptotic optimality under large inventory case. We illustrate this point using the following example.

EXAMPLE EC.1. Let  $2T$  be the total number of periods and  $b = T$  be the total number of initial inventory. Let  $\epsilon \in (0, 1)$  be some small positive number. Let there be two prices:  $p_1 = 1/\epsilon^2, p_2 = 1$ . During day 1 through day  $T$ , the purchase probability of offering the higher price  $p_1$  is 0; and the purchase probability of offering the lower price  $p_2$  is  $1 - \epsilon$ . During day  $T + 1$  through  $2T$ , the purchase probabilities of offering both prices are  $\epsilon$ :

Probability	Period 1	...	Period T	Period T+1	...	Period 2T
$p_1$	0	...	0	$\epsilon$	...	$\epsilon$
$p_2$	$1 - \epsilon$	...	$1 - \epsilon$	$\epsilon$	...	$\epsilon$

DLP-N suggests that we offer the lower price  $p_2$  during the first  $T$  periods, then the higher price  $p_1$  for the last  $T$  periods, i.e.  $\forall 1 \leq t \leq T, x_{t1}^* = 0, x_{t2}^* = 1; \forall T + 1 \leq t \leq 2T, x_{t1}^* = 1, x_{t2}^* = 0$ . The objective value of the linear program is  $J^{DLP-N} = T(1 - \epsilon) + T\epsilon \cdot \frac{1}{\epsilon^2} = T(1 - \epsilon + \frac{1}{\epsilon})$ .

Let  $B_t$  denote the remaining inventory at the end of period  $t$ . By simply using the DLP-N solution as a calendar, the expected revenue is upper bounded by

$$\begin{aligned}
 J^{ExaEC.1} &\leq T(1 - \epsilon) + Pr(B_T > 0)\epsilon \frac{1}{\epsilon^2}T \\
 &\leq T(1 - \epsilon) + (\epsilon T)\epsilon \frac{1}{\epsilon^2}T \\
 &= T(1 - \epsilon + T)
 \end{aligned}$$

where the first inequality is to crudely bound the revenue earned from the later half; the second inequality is due to union bound.

For any  $T$ , even very large  $T$ , we can pick  $\epsilon < 1/T$  so that the ratio of

$$\frac{J^{ExaEC.1}}{J^{DLP-N}} \leq \frac{1 - \epsilon + T}{1 - \epsilon + \frac{1}{\epsilon}} < 1$$

can be arbitrarily bad. This example suggests that simply using the optimal solution from LP is a bad idea, even asymptotically.

## EC.2. Inequalities Involving Truncations

LEMMA EC.1.  $\forall c, x, y \geq 0$ ,

$$\min\{c, x\} + \min\{c, y\} \geq \min\{c, x + y\}$$

*Proof.* We prove by discussing all the possibilities. If  $c \leq \min\{x, y\}$ , then following from  $c \geq 0$  we know that  $\min\{c, x\} + \min\{c, y\} = c + c \geq c = \min\{c, x + y\}$ .

If  $\min\{x, y\} \leq c \leq \max\{x, y\}$ , then following from  $x, y \geq 0$  we know that  $\min\{c, x\} + \min\{c, y\} = \min\{x, y\} + c \geq c = \min\{c, x + y\}$ .

If  $c \geq \max\{x, y\}$  then we know that  $\min\{c, x\} + \min\{c, y\} = x + y \geq \min\{c, x + y\}$ .  $\square$

LEMMA EC.2. *For any  $p > 0, c \geq 0, x \geq w \geq 0, z \geq y \geq 0$ , if  $J$  is differentiable,  $J(0) = 0, 0 \leq J'(u) \leq p$ , and  $J$  is a concave function, then the following holds:*

$$\begin{aligned} 0 &\leq -p \min\{c, w + y\} + p \min\{c, w + z\} \\ &\quad + p \min\{c, x + y\} - p \min\{c, x + z\} \\ &\quad - J((c - w - y)^+) + J((c - w - z)^+) \\ &\quad + J((c - x - y)^+) - J((c - x - z)^+) \end{aligned}$$

*Proof.* We prove by enumerating all the possibilities. If  $c \leq w + y$ , then  $0 \leq 0$  we are done.

If  $w + y \leq c \leq \min\{w + z, x + y\}$ , then it suffices to show that  $0 \leq p(c - w - y) - J(c - w - y)$ , which is proved by  $J(c - w - y) = \int_0^{c-w-y} J'(u) du \leq \int_0^{c-w-y} p du = p(c - w - y)$ .

If  $\min\{w + z, x + y\} \leq c \leq \max\{w + z, x + y\}$ , without loss of generality we assume  $w + z \leq x + y$ . So it suffices to show that  $0 \leq p(z - y) + J(c - w - z) - J(c - w - y)$ , which is proved by  $J(c - w - y) = \int_0^{c-w-y} J'(u) du \leq \int_0^{c-w-z} J'(u) du + \int_{c-w-z}^{c-w-y} p du = J(c - w - z) + p(z - y)$ .

If  $\max\{w + z, x + y\} \leq c \leq x + z$ , it suffices to show that  $J(c - w - z) + J(c - x - y) + p(x + z - c) \geq J(c - w - y)$ . Since  $J$  is concave,  $J'$  is non-increasing.

$$\begin{aligned} &J(c - w - z) + J(c - x - y) + p(x + z - c) \\ &= \int_0^{c-w-z} J'(u) du + \int_0^{c-x-y} J'(u) du + \int_{2c-w-x-y-z}^{c-w-y} p du \\ &\geq \int_0^{c-w-z} J'(u) du + \int_0^{c-x-y} J'(u + (c - w - z)) du + \int_{2c-w-x-y-z}^{c-w-y} p du \\ &= \int_0^{c-w-z} J'(u) du + \int_{c-w-z}^{2c-w-x-y-z} J'(u) du + \int_{2c-w-x-y-z}^{c-w-y} p du \\ &\geq \int_0^{c-w-z} J'(u) du + \int_{c-w-z}^{2c-w-x-y-z} J'(u) du + \int_{2c-w-x-y-z}^{c-w-y} J'(u) du \\ &= J(c - w - y) \end{aligned}$$

where the first inequality is due to concavity of  $J$ ; second inequality due to  $J'(u) \leq p$ .

Finally if  $c \geq x + z$ , it suffices to show that  $0 \leq -J(c - w - y) + J(c - w - z) + J(c - x - y) - J(c - x - z)$ , which is due to concavity of  $J$ .  $\square$

### EC.3. Proof of Lemma 3

*Proof of Lemma 3.* The idea is to exchange a pair of two consecutive prices. Given any configuration  $\mathbf{v} = (v_1, v_2, \dots, v_T)$ , if there exists  $t \in 1, 2, \dots, T-1$ , such that  $p_{v_t} < p_{v_{t+1}}$ , we compare to another configuration:

$$\mathbf{v}^* = (v_1, v_2, \dots, v_{t-1}, v_{t+1}, v_t, v_{t+2}, \dots, v_T).$$

Since we only exchange this pair of two prices, the change of expected revenue comes only from these two periods: Before  $t$  the expected revenue is trivially not changed. Since under both calendars, the distribution of total units of inventory consumed during  $t$  and  $t+1$  are exactly the same, we know that the distribution of initial inventory at the beginning of  $t+2$  will also be the same. So after period  $t+1$  the revenue will not be changed, neither.

Let  $A(i, t)$  denote the event “ $i$  units of inventory left at the beginning of period  $t$ ”.

$$\begin{aligned} & \mathbb{E}[\text{Revenue from } t \text{ and } t+1 \text{ under } \mathbf{v}] \\ &= \sum_{i=0}^b Pr(A(i, t)) \mathbb{E}[\text{Revenue from } t \text{ and } t+1 \text{ under } \mathbf{v} | A(i, t)] \\ &= \sum_{i=2}^b Pr(A(i, t)) (q_{v_t} p_{v_t} + q_{v_{t+1}} p_{v_{t+1}}) \\ &\quad + Pr(A(1, t)) (q_{v_t} p_{v_t} + (1 - q_{v_t}) q_{v_{t+1}} p_{v_{t+1}}) + Pr(A(0, t)) 0 \\ &\leq \sum_{i=2}^b Pr(A(i, t)) (q_{v_t} p_{v_t} + q_{v_{t+1}} p_{v_{t+1}}) \\ &\quad + Pr(A(1, t)) (q_{v_{t+1}} p_{v_{t+1}} + (1 - q_{v_{t+1}}) q_{v_t} p_{v_t}) + Pr(A(0, t)) 0 \\ &= \mathbb{E}[\text{Revenue from } t \text{ and } t+1 \text{ under } \mathbf{v}^*] \end{aligned}$$

The inequality holds because  $p_{v_t} < p_{v_{t+1}}$ . By putting back the expected revenue from periods 1 to  $t-1$  and periods  $t+2$  to  $T$ , we finish the proof:

$$\begin{aligned} J_{\mathbf{v}} &= \mathbb{E}[\text{Revenue before } t \text{ under } \mathbf{v}] + \mathbb{E}[\text{Revenue from } t \text{ and } t+1 \text{ under } \mathbf{v}] \\ &\quad + \mathbb{E}[\text{Revenue from } t+2 \text{ to } T \text{ under } \mathbf{v}] \\ &\leq \mathbb{E}[\text{Revenue before } t \text{ under } \mathbf{v}] + \mathbb{E}[\text{Revenue from } t \text{ and } t+1 \text{ under } \mathbf{v}^*] \\ &\quad + \mathbb{E}[\text{Revenue from } t+2 \text{ to } T \text{ under } \mathbf{v}] \\ &= \mathbb{E}[\text{Revenue before } t \text{ under } \mathbf{v}^*] + \mathbb{E}[\text{Revenue from } t \text{ and } t+1 \text{ under } \mathbf{v}^*] \\ &\quad + \mathbb{E}[\text{Revenue from } t+2 \text{ to } T \text{ under } \mathbf{v}^*] \\ &= J_{\mathbf{v}^*} \end{aligned}$$

$\square$

### EC.4. Proof of Lemma 4

For the ease of notations we give the following definition, of a calendar with only two prices. We abuse the notations, so that  $v_t, \forall t \in \{1, 2, \dots, T\}$  is no longer a price index from  $\{1, 2, \dots, m\}$ , but a probability between  $[0, 1]$ . It is the probability to offer the higher price under two-price randomized calendars.

DEFINITION EC.1. With a little abuse of notation, we denote a randomized calendar with two prices (a high price and a low price) as

$$(v_1, v_2, \dots, v_T) \in [0, 1]^T,$$

which, during period  $t$ , flips a coin with probability  $v_t$  to offer the higher price, and probability  $(1 - v_t)$  to offer the lower price.

LEMMA EC.3. *If two consecutive probabilities  $v_t, v_{t+1}$  are in increasing order, this configuration cannot be the optimal randomized calendar plan. More specifically, we can have probabilities  $v_t, v_{t+1}$  reversed to achieve a larger revenue.*

*Proof.* Again, the idea is to exchange a pair of two consecutive probabilities. Given any configuration  $\mathbf{v} = (v_1, v_2, \dots, v_T)$ , if  $\exists t \in 1, 2, \dots, T$ , such that  $v_t < v_{t+1}$ , we compare to another configuration:

$$\mathbf{v}^* = (v_1, v_2, \dots, v_{t-1}, v_{t+1}, v_t, v_{t+2}, \dots, v_T).$$

Since we only reverse the pair of two consecutive probabilities, we know that the expected revenue changes only from these two periods. This is because the distribution of the number of inventories sold during  $t$  and  $t + 1$  are exactly the same, hence the distribution of the number of inventories left at  $t + 2$  are exactly the same. Let  $A(i, t)$  denote the event  $A(i, t) = \{i \text{ inventories left at the beginning of period } t\}$

$$\begin{aligned} & \mathbb{E}[\text{Revenue from } t \text{ and } t+1 | \mathbf{v}] \\ &= \sum_{i=1}^b Pr(A(i, t)) \mathbb{E}[\text{Revenue from } t \text{ and } t+1 | A(i, t), \mathbf{v}] \\ &= \sum_{i=2}^b Pr(A(i, t)) (v_t q_H p_H + (1 - v_t) q_L p_L + v_{t+1} q_H p_H + (1 - v_{t+1}) q_L p_L) \\ & \quad + Pr(A(1, t)) (\underline{v_t q_H p_H + v_t (1 - q_H) (v_{t+1} q_H p_H + (1 - v_{t+1}) q_L p_L)} \\ & \quad \quad \quad + \underline{(1 - v_t) q_L p_L + (1 - v_t) (1 - q_L) (v_{t+1} q_H p_H + (1 - v_{t+1}) q_L p_L)}) \\ &\leq \sum_{i=2}^b Pr(A(i, t)) (v_{t+1} q_H p_H + (1 - v_{t+1}) q_L p_L + v_t q_H p_H + (1 - v_t) q_L p_L) \\ & \quad + Pr(A(1, t)) (\underline{v_{t+1} q_H p_H + v_{t+1} (1 - q_H) (v_t q_H p_H + (1 - v_t) q_L p_L)} \\ & \quad \quad \quad + \underline{(1 - v_{t+1}) q_L p_L + (1 - v_{t+1}) (1 - q_L) (v_t q_H p_H + (1 - v_t) q_L p_L)}) \\ &= \mathbb{E}[\text{Revenue from } t \text{ and } t+1 | \mathbf{v}^*] \end{aligned}$$

The inequality holds because

$$\begin{aligned}
& v_t q_H p_H + v_t (1 - q_H) (v_{t+1} q_H p_H + (1 - v_{t+1}) q_L p_L) + \\
& (1 - v_t) q_L p_L + (1 - v_t) (1 - q_L) (v_{t+1} q_H p_H + (1 - v_{t+1}) q_L p_L) \\
& = (v_t + v_{t+1}) q_H p_H + (2 - v_t - v_{t+1}) q_L p_L - (v_t v_{t+1} q_H^2 p_H + (1 - v_t) (1 - v_{t+1}) q_L^2 p_L + \\
& \quad \underline{q_H q_L (v_t p_L + v_{t+1} p_H)} - v_t v_{t+1} (q_H q_L p_H + q_H q_L p_L)) \\
& \leq (v_t + v_{t+1}) q_H p_H + (2 - v_t - v_{t+1}) q_L p_L - (v_t v_{t+1} q_H^2 p_H + (1 - v_t) (1 - v_{t+1}) q_L^2 p_L + \\
& \quad \underline{q_H q_L (v_{t+1} p_L + v_t p_H)} - v_t v_{t+1} (q_H q_L p_H + q_H q_L p_L)) \\
& = v_{t+1} q_H p_H + v_{t+1} (1 - q_H) (v_t q_H p_H + (1 - v_t) q_L p_L) + \\
& \quad (1 - v_{t+1}) q_L p_L + (1 - v_{t+1}) (1 - q_L) (v_t q_H p_H + (1 - v_t) q_L p_L)
\end{aligned}$$

where  $v_t p_L + v_{t+1} p_H \geq v_{t+1} p_L + v_t p_H$  ensures the inequality.

By adding up the expected revenue from periods 1 to  $t - 1$  and periods  $t + 2$  to  $T$ , we finish the proof:

$$\begin{aligned}
& J_v(b) \\
& = \mathbb{E}[\text{Revenue before } t | v] + \mathbb{E}[\text{Revenue from } t \text{ and } t+1 | v] \\
& \quad + \mathbb{E}[\text{Revenue from } t+2 \text{ and onwards} | v] \\
& \leq \mathbb{E}[\text{Revenue before } t | v] + \mathbb{E}[\text{Revenue from } t \text{ and } t+1 | v^*] \\
& \quad + \mathbb{E}[\text{Revenue from } t+2 \text{ and onwards} | v] \\
& = \mathbb{E}[\text{Revenue before } t | v^*] + \mathbb{E}[\text{Revenue from } t \text{ and } t+1 | v^*] \\
& \quad + \mathbb{E}[\text{Revenue from } t+2 \text{ and onwards} | v^*] \\
& = J_{v^*}(b)
\end{aligned}$$

□

**THEOREM EC.1.** *The optimal randomized calendar probabilities should be non-increasing over time, i.e.  $v_t \geq v_{t+1}, \forall t \in \{1, 2, \dots, T - 1\}$ .*

*Proof.* Directly follows from Lemma EC.3. We can start from any configuration and use a finite number (no more than  $T!$ ) of exchange operations to achieve the optimal non-increasing structure.

□

**LEMMA EC.4.** *If two consecutive probabilities  $v_t, v_{t+1}$  are in non-increasing order while  $v_t < 1, v_{t+1} > 0$ , this configuration cannot be the optimal randomized calendar plan. More specifically, we can change the last pair of probabilities with non-increasing order, i.e.  $t = \sup_{\tau \in \{1, 2, \dots, T-1\}} \{v_\tau < 1, v_{\tau+1} > 0, v_\tau \geq v_{\tau+1}\}$ , from  $(v_t, v_{t+1})$  to  $(v_t + \delta, v_{t+1} - \delta)$  with any  $0 \leq \delta \leq \max\{1 - v_t, v_{t+1}\}$  to achieve a larger revenue.*

*Proof.* The idea is to conduct pairwise modification to achieve a larger revenue. Given any configuration  $\mathbf{v} = (v_1, v_2, \dots, v_n)$ , where  $v_1 \geq v_2 \geq \dots \geq v_T$ . If  $\exists \tau \in 1, 2, \dots, T-1$ , such that  $v_\tau < 1, v_{\tau+1} > 0, v_\tau \geq v_{\tau+1}$ , we compare to another configuration:

$$\mathbf{v}^*(k, T) = (v_1, v_2, \dots, v_{t-1}, v_t + \delta, v_{t+1} - \delta, v_{t+2}, \dots, v_T)$$

where  $t = \sup_{\tau \in \{1, 2, \dots, T-1\}} \{v_\tau < 1, v_{\tau+1} > 0, v_\tau \geq v_{\tau+1}\}$  and  $0 \leq \delta \leq \min\{1 - v_t, v_{t+1}\}$ . Observe that  $t$  is the largest element in this set, which indicates that  $\forall \tau \geq t+2, v_\tau = 0$ . Since we are changing probabilities from period  $t$ , the expected revenue does not change before period  $t$ . Let  $A(i, t)$  denote the event “ $i$  units of inventory left at the beginning of period  $t$ ”. The following calculation and discussion is a little involved.

$$\begin{aligned} & \mathbb{E}[\text{Revenue from } t \text{ and onwards} | \mathbf{v}] \\ &= \sum_{i=T-t+2}^b Pr(A(i, t)) \mathbb{E}[\text{Revenue from } t \text{ and onwards} | A(i, t), \mathbf{v}] \\ & \quad \sum_{i=2}^{T-t+1} Pr(A(i, t)) \mathbb{E}[\text{Revenue from } t \text{ and onwards} | A(i, t), \mathbf{v}] \\ & \quad + Pr(A(1, t)) \mathbb{E}[\text{Revenue from } t \text{ and onwards} | A(1, t), \mathbf{v}] \end{aligned} \tag{EC.1}$$

Case 1:

$\forall i \in [n - t + 2, b]$  there are too many inventories that never run out. So that

$$\begin{aligned} & \mathbb{E}[\text{Revenue from } t \text{ and onwards} | A(i, t), \mathbf{v}] \\ &= \sum_{\tau=t}^T \mathbb{E}[\text{Revenue at } \tau | \mathbf{v}] \\ &= \underbrace{v_t q_H p_H + (1 - v_t) q_L p_L}_{\text{on day } t} + \underbrace{v_{t+1} q_H p_H + (1 - v_{t+1}) q_L p_L}_{\text{on day } t+1} + \underbrace{(T - t - 1) p_L q_L}_{\text{last } T-t-1 \text{ days}} \\ &= \mathbb{E}[\text{Revenue from } t \text{ and onwards} | A(i, t), \mathbf{v}^*] \end{aligned}$$

Case 2:

$\forall i \in [2, T - t + 1]$  there are enough inventories for periods  $t$  and  $t + 1$ . But inventories may run out during the later periods where we offer low prices.

$$\begin{aligned} & \mathbb{E}[\text{Revenue from } t \text{ and onwards} | A(i, t), \mathbf{v}] \\ &= \sum_{\tau=t}^T \mathbb{E}[\text{Revenue at } \tau | \mathbf{v}] - \sum_{j=1}^{T-t+1-i} r_L j Pr(\text{sell } (i+j) \text{ out of } (T-t+1) | \mathbf{v}) \\ &= \sum_{\tau=t}^T \mathbb{E}[\text{Revenue at } \tau | \mathbf{v}^*] - \sum_{j=1}^{T-t+1-i} r_L j Pr(\text{sell } (i+j) \text{ out of } (T-t+1) | \mathbf{v}) \end{aligned} \tag{EC.2}$$

The first equality holds because we double counted the sold items which could have been on shortages. Since shortages only happen when we sell at low price, we subtract such sales from

period  $t+2$  and onwards, a total of  $T-t-1$  candidate periods. The second equality holds because the first term is equal.

Then we look into the probabilities. We see that this probability is equal to the sum of four mutually exclusive probabilities: select periods  $t$  and  $t+1$ , and then select  $(i+j-2)$  periods out of the last  $(n-t-1)$  periods; select period  $t$  but not  $t+1$ , and then select  $(i+j-1)$  periods out of the last  $(n-t-1)$  periods (if  $j \leq n-t-i$ ); select period  $t+1$  but not  $t$ , and then select  $(i+j-1)$  periods out of the last  $(n-t-1)$  periods (if  $j \leq n-t-i$ ); finally, select neither  $t$  nor  $t+1$ , and then select  $(i+j-1)$  periods out of the last  $(n-t-1)$  periods (if  $j \leq n-t-1-i$ ). So for  $j \leq n-t-1-i$  we have the following, while for  $j = n-t-i$  we omit the third term, and for  $j = n-t+1$  we omit the second term.

$$\begin{aligned}
& Pr(\text{sell } (i+j) \text{ out of } (T-t+1) | v) \\
&= Pr(\text{sell at } t | v) Pr(\text{sell at } t+1 | v) C_{T-t-1}^{i+j-2}(q_L)^{i+j-2} (1-q_L)^{T-t+1-i-j} + \\
& \quad (1 - Pr(\text{sell at } t | v)) Pr(\text{sell at } t+1 | v) C_{T-t-1}^{i+j-1}(q_L)^{i+j-1} (1-q_L)^{T-t-i-j} + \\
& \quad Pr(\text{sell at } t | v) (1 - Pr(\text{sell at } t+1 | v)) C_{T-t-1}^{i+j-1}(q_L)^{i+j-1} (1-q_L)^{T-t-i-j} + \\
& \quad (1 - Pr(\text{sell at } t | v)) (1 - Pr(\text{sell at } t+1 | v)) C_{T-t-1}^{i+j}(q_L)^{i+j} (1-q_L)^{T-t-1-i-j} \\
&= Pr(\text{sell at } t | v) Pr(\text{sell at } t+1 | v) \left[ C_{T-t-1}^{i+j-2}(q_L)^{i+j-2} (1-q_L)^{T-t+1-i-j} \right. \\
& \quad \left. - 2C_{T-t-1}^{i+j-1}(q_L)^{i+j-1} (1-q_L)^{T-t-i-j} + C_{T-t-1}^{i+j}(q_L)^{i+j} (1-q_L)^{T-t-1-i-j} \right] + \\
& \quad (Pr(\text{sell at } t | v) + Pr(\text{sell at } t+1 | v)) C_{T-t-1}^{i+j-1}(q_L)^{i+j-1} (1-q_L)^{T-t-i-j} + \\
& \quad (1 - Pr(\text{sell at } t | v) - Pr(\text{sell at } t+1 | v)) C_{T-t-1}^{i+j}(q_L)^{i+j} (1-q_L)^{T-t-1-i-j}
\end{aligned}$$

where the underlined terms are the only difference when we change from  $\mathbf{v}$  to  $\mathbf{v}^*$ .

$$\begin{aligned}
& \sum_{j=1}^{T-t+1-i} p_L j [Pr(\text{sell } (i+j) \text{ out of } (T-t+1) | \mathbf{v}) - Pr(\text{sell } (i+j) \text{ out of } (T-t+1) | \mathbf{v}^*)] \\
&= (\delta(v_t - v_{t+1}) + \delta^2)(q_L - q_H)^2 \left[ \sum_{j=1}^{T-t+1-i} p_L j C_{T-t-1}^{i+j-2}(q_L)^{i+j-2}(1-q_L)^{T-t+1-i-j} \right. \\
& \quad \left. + \sum_{j=1}^{T-t-i} p_L j (-2) C_{T-t-1}^{i+j-1}(q_L)^{i+j-1}(1-q_L)^{T-t-i-j} + \sum_{j=1}^{T-t-1-i} p_L j C_{T-t-1}^{i+j}(q_L)^{i+j}(1-q_L)^{T-t-1-i-j} \right] \\
&= (\delta(v_t - v_{t+1}) + \delta^2)(q_L - q_H)^2 \left[ \underbrace{p_L C_{T-t-1}^{i-1}(q_L)^{i-1}(1-q_L)^{T-t-i}}_{j=1} \right. \\
& \quad \left. + \underbrace{2p_L C_{T-t-1}^i(q_L)^i(1-q_L)^{T-t-1-i}}_{j=2} + \underbrace{(-2)p_L C_{T-t-1}^i(q_L)^i(1-q_L)^{T-t-1-i}}_{j=1} \right. \\
& \quad \left. + \underbrace{\sum_{j=1}^{T-t-1-i} ((j+2)p_L + (-2)(j+1)p_L + jp_L) C_{T-t-1}^{i+j}(q_L)^{i+j}(1-q_L)^{T-t-1-i-j}}_{\text{telescoping three summations}} \right] \\
&= (\delta(v_t - v_{t+1}) + \delta^2)(q_L - q_H)^2 \underbrace{p_L C_{T-t-1}^{i-1}(q_L)^{i-1}(1-q_L)^{T-t-i}}_{j=1} \\
&\geq 0
\end{aligned} \tag{EC.3}$$

The first equality holds because  $Pr(\text{sell at } t \text{ and } t+1 | \mathbf{v}) - Pr(\text{sell at } t \text{ and } t+1 | \mathbf{v}^*) = (\delta(v_t - v_{t+1}) + \delta^2)(q_L - q_H)^2$ . The second equality holds by telescoping. The third holds because the telescoping terms cancel with only one term left.

Putting (EC.3) back to (EC.2) we obtain  $\mathbb{E}[\text{Revenue from } t \text{ and onwards} | A(i, t), \mathbf{v}] \leq \mathbb{E}[\text{Revenue from } t \text{ and onwards} | A(i, t), \mathbf{v}^*]$  for all  $i \in [2, n - t + 1]$

Case 3:

Finally, let us do some similar analysis for  $i = 1$ :

$$\begin{aligned}
& \mathbb{E}[\text{Revenue from } t \text{ and onwards} | A(1, t), \mathbf{v}] \\
&= \underbrace{(v_t q_H p_H + (1 - v_t) q_L p_L)}_{\mathbb{E}[\text{Revenue} | \text{Sold at } t]} + \underbrace{(v_t(1 - q_H) + (1 - v_t)(1 - q_L))}_{Pr(\text{Not sold at } t)} \underbrace{(v_{t+1} q_H p_H + (1 - v_{t+1}) q_L p_L)}_{\mathbb{E}[\text{Revenue} | \text{Sold at } t+1]} \\
& \quad + (v_t(1 - q_H) + (1 - v_t)(1 - q_L))(v_{t+1}(1 - q_H) + (1 - v_{t+1})(1 - q_L)) m_{(L, L, \dots, L)}^{t+2}(1) \\
&= (v_t + v_{t+1}) q_H p_H + (2 - v_t - v_{t+1}) q_L p_L - \underbrace{(v_t q_H + (1 - v_t) q_L)(v_{t+1} q_H p_H + (1 - v_{t+1}) q_L p_L)}_{\text{telescoping}} \\
& \quad + \left[ (1 - q_L)^2 + (1 - q_L)(v_t + v_{t+1})(q_L - q_H) + \underline{v_t v_{t+1} (q_L - q_H)^2} \right] m_{(L, L, \dots, L)}^{t+2}(1)
\end{aligned}$$



Only the underline parts are going to change if we change from  $\mathbf{v}$  to  $\mathbf{v}^*$ . Replacing  $(v_t, v_{t+1})$  with  $(v_t + \delta, v_{t+1} - \delta)$  we have:

$$\begin{aligned}
& \mathbb{E}[\text{Revenue from } t \text{ and onwards} | A(1, t), \mathbf{v}^*] - \mathbb{E}[\text{Revenue from } t \text{ and onwards} | A(1, t), \mathbf{v}] \\
&= \delta(q_H p_H q_L - q_L p_L q_H) - \delta(v_t - v_{t+1})(q_L p_L - q_H p_H)(q_L - q_H) + \delta^2(q_L - q_H)(q_L p_L - q_H p_H) \\
&\quad - (\delta(v_t - v_{t+1})(q_L - q_H)^2 + \delta^2(q_L - q_H)^2) J_{(L, L, \dots, L)}^{t+2}(1) \\
&= \delta q_H q_L (p_H - p_L) - \delta(v_t - v_{t+1} + \delta)(q_L - q_H) \left[ (q_L - q_H) J_{(L, L, \dots, L)}^{t+2}(1) - (q_L p_L - q_H p_H) \right] \\
&\geq \delta q_H q_L (p_H - p_L) - \delta(v_t - v_{t+1} + \delta)(q_L - q_H) [(q_L - q_H) p_L - (q_L p_L - q_H p_H)] \\
&= \delta q_H (p_H - p_L) (q_L - (v_t - v_{t+1} + \delta)(q_L - q_H)) \\
&= \delta q_H (p_H - p_L) \left( \underbrace{(1 - v_t + v_{t+1} - \delta)}_{\geq 0} q_L + (v_t - v_{t+1} + \delta) q_H \right) \\
&\geq 0
\end{aligned} \tag{EC.4}$$

The first inequality holds because  $J_{(L, L, \dots, L)}^{t+2}(1) \leq r_L$ . The second inequality holds because  $0 \leq \delta \leq \min\{1 - v_t, v_{t+1}\}$ , making the term non-negative. Due to (EC.4) we know that  $\mathbb{E}[\text{Revenue from } t \text{ and onwards} | A(1, t), \mathbf{v}] \leq \mathbb{E}[\text{Revenue from } t \text{ and onwards} | A(1, t), \mathbf{v}^*]$ .

In all, putting together the discussions in all three cases into (EC.1), we have shown

$$\mathbb{E}[\text{Revenue from } t \text{ and onwards} | \mathbf{v}] \leq \mathbb{E}[\text{Revenue from } t \text{ and onwards} | \mathbf{v}^*]$$

which finishes the proof.  $\square$

Now let us prove Lemma 4.

*Proof of Lemma 4.* Let us start from the second calendar described in Lemma 4. We will show that by finitely applying Theorem EC.1 and Lemma EC.4 we can obtain the first calendar described in Lemma 4, which earns a greater revenue.

First deduct from Theorem EC.1 that the randomized calendar is non-increasing. Then by Lemma EC.4 we can change the last pair of probabilities with non-increasing order, i.e.  $t = \sup_{\tau \in \{1, 2, \dots, T-1\}} \{v_\tau < 1, v_{\tau+1} > 0, v_\tau \geq v_{\tau+1}\}$ , from  $(v_t, v_{t+1})$  to  $(v_t + \delta, v_{t+1} - \delta)$  with  $\delta = \max\{1 - v_t, v_{t+1}\} \geq 0$  to achieve a larger revenue. After such change, either  $v_t = 1$  or  $v_{t+1} = 0$  so we know that the total number of fractional (strictly greater than 0 and smaller than 1) periods have decreased by 1. By repeatedly applying Theorem EC.1 and Lemma EC.4 we will obtain the optimal randomized calendar as described.  $\square$

This lemma is a key observation for the proof of Theorem 1.

### EC.5. Proof of Lemma 7

*Proof of Lemma 7.* Let  $(x)^+ = \max\{x, 0\}$  denote the maximum of  $x$  and 0. Let  $Q_{v_t}$  denote the random demand if we offer price  $v_t$  on day  $t$ , which follows a distribution of  $F_{v_t}(\cdot)$ .

Similar to the proof to Lemma 3, the idea is to exchange a pair of two consecutive prices. Given any configuration  $\mathbf{v} = (v_1, v_2, \dots, v_T)$ , if there exists  $t \in 1, 2, \dots, T-1$ , such that  $p_{v_t} < p_{v_{t+1}}$ , we compare to another configuration:

$$\mathbf{v}^* = (v_1, v_2, \dots, v_{t-1}, v_{t+1}, v_t, v_{t+2}, \dots, v_T).$$

Since we only exchange this pair of two prices, the expected revenue change comes only from these two periods: Before  $t$  the expected revenue is trivially not changed. Since under both calendars, the distribution of total units of inventory consumed during  $t$  and  $t+1$  are exactly the same, we know that the distribution of initial inventory at the end of  $t+1$  will also be the same. So after period  $t+1$  the revenue will not be changed, neither.

Let  $A(c, t)$  denote the event “ $c$  units of inventory at the beginning of period  $t$ ”, where  $c \in [0, b], t \in \{1, 2, \dots, T\}$ . Then for any  $c \in [0, b]$ , conditioning on  $A(c, t)$  we have:

$$\begin{aligned} & \mathbb{E}[\text{Revenue from } t \text{ and } t+1 \text{ under } \mathbf{v} | A(c, t)] \\ &= p_{v_t} \mathbb{E}[\min\{c, Q_{v_t}\}] + p_{v_{t+1}} \mathbb{E}[\min\{(c - Q_{v_t})^+, Q_{v_{t+1}}\}] \\ &= (p_{v_t} - p_{v_{t+1}}) \mathbb{E}[\min\{c, Q_{v_t}\}] + p_{v_{t+1}} \mathbb{E}[\min\{c, Q_{v_t} + Q_{v_{t+1}}\}] \end{aligned}$$

where the second equation holds because  $\min\{(c - Q_{v_t})^+, Q_{v_{t+1}}\} = \min\{c, Q_{v_t} + Q_{v_{t+1}}\} - \min\{c, Q_{v_t}\}$ , and linearity of expectations.

Now let us compare the revenue from two calendars, still conditioning on  $A(c, t)$ :

$$\begin{aligned} & \mathbb{E}[\text{Revenue under } \mathbf{v}^* | A(c, t)] - \mathbb{E}[\text{Revenue under } \mathbf{v} | A(c, t)] \\ &= (p_{v_{t+1}} - p_{v_t}) \mathbb{E}[\min\{c, Q_{v_{t+1}}\}] + p_{v_t} \mathbb{E}[\min\{c, Q_{v_{t+1}} + Q_{v_t}\}] \\ & \quad - (p_{v_t} - p_{v_{t+1}}) \mathbb{E}[\min\{c, Q_{v_t}\}] - p_{v_{t+1}} \mathbb{E}[\min\{c, Q_{v_t} + Q_{v_{t+1}}\}] \\ &= (p_{v_{t+1}} - p_{v_t}) (\mathbb{E}[\min\{c, Q_{v_t}\}] + \mathbb{E}[\min\{c, Q_{v_{t+1}}\}] - \mathbb{E}[\min\{c, Q_{v_t} + Q_{v_{t+1}}\}]) \\ & \geq 0 \end{aligned}$$

where the last inequality is due to the fact that  $\min\{c, x\} + \min\{c, y\} \geq \min\{c, x + y\}, \forall c, x, y \geq 0$ , which is proved in the appendix as Lemma EC.1. Notice that this is true for all  $c \in [0, b]$ .

Finally, by integrating over  $c \in [0, b]$  we know that  $\mathbb{E}[\text{Revenue under } \mathbf{v}^*]$  is greater than  $\mathbb{E}[\text{Revenue under } \mathbf{v}]$ , which finishes the proof.  $\square$

## EC.6. Lemmas for the Proof of Theorem 1 under [0,1]-Demand

*Proof of Lemma 9.* First of all, we show that  $\forall c \geq 0$ ,

$$\frac{\alpha \mathbb{E}[\min\{c, X_H\}]p_H + (1 - \alpha)\mathbb{E}[\min\{c, X_L\}]p_L}{\alpha \mathbb{E}[\min\{c, X_H\}] + (1 - \alpha)\mathbb{E}[\min\{c, X_L\}]} \geq p_C = \frac{\alpha \mathbb{E}[X_H]p_H + (1 - \alpha)\mathbb{E}[X_L]p_L}{\alpha \mathbb{E}[X_H] + (1 - \alpha)\mathbb{E}[X_L]}. \quad (\text{EC.5})$$

This is equivalent to showing (by subtracting  $p_L$  from both sides)

$$\frac{\mathbb{E}[\min\{c, X_H\}]}{\alpha \mathbb{E}[\min\{c, X_H\}] + (1 - \alpha)\mathbb{E}[\min\{c, X_L\}]} \geq \frac{\mathbb{E}[X_H]}{\alpha \mathbb{E}[X_H] + (1 - \alpha)\mathbb{E}[X_L]},$$

which is further simplified as

$$\frac{\mathbb{E}[\min\{c, X_H\}]}{\mathbb{E}[\min\{c, X_L\}]} \geq \frac{\mathbb{E}[X_H]}{\mathbb{E}[X_L]}.$$

This is what Assumption 3 states.

Now we prove by backward induction on  $t$ .  $\forall c \geq 0$ ,

$$\begin{aligned} J_{\mathbf{v}_\alpha, T}(c) &= \alpha \mathbb{E}[\min\{c, X_H\}]p_H + (1 - \alpha)\mathbb{E}[\min\{c, X_L\}]p_L \\ &\geq p_C (\alpha \mathbb{E}[\min\{c, X_H\}] + (1 - \alpha)\mathbb{E}[\min\{c, X_L\}]) \\ &= J_{\mathbf{v}_C, T}(c) \end{aligned}$$

If we can show  $J_{\mathbf{v}_\alpha, t+1}(c) \geq J_{\mathbf{v}_C, t+1}(c)$ ,  $\forall c \geq 0$ , then we can show:

$$\begin{aligned} J_{\mathbf{v}_\alpha, t}(c) &= \alpha \mathbb{E}[\min\{c, X_H\}]p_H + (1 - \alpha)\mathbb{E}[\min\{c, X_L\}]p_L \\ &\quad + \alpha \mathbb{E}[J_{\mathbf{v}_\alpha, t+1}(c - X_H)] + (1 - \alpha)\mathbb{E}[J_{\mathbf{v}_\alpha, t+1}(c - X_L)] \\ &\geq p_C (\alpha \mathbb{E}[\min\{c, X_H\}] + (1 - \alpha)\mathbb{E}[\min\{c, X_L\}]) \\ &\quad + \alpha \mathbb{E}[J_{\mathbf{v}_C, t+1}(c - X_H)] + (1 - \alpha)\mathbb{E}[J_{\mathbf{v}_C, t+1}(c - X_L)] \\ &= J_{\mathbf{v}_C, T}(c) \end{aligned}$$

where the inequality is due to (EC.5) and due to induction hypothesis. By induction on  $t$  we finish our proof.  $\square$

*Proof of Lemma 10.* Let  $F_X(\cdot)$  and  $F_Y(\cdot)$  denote the CDF of  $X_1$  and  $Y_1$ , respectively. First we show  $\forall c \geq 0$ ,

$$\mathbb{E}[\min\{c, X_1\}] \geq \mathbb{E}[\min\{c, Y_1\}]. \quad (\text{EC.6})$$

This is obvious when  $c \geq 1$ , and now we focus on  $c < 1$  case.

$$\begin{aligned} \mathbb{E}[\min\{c, X_1\}] &= \int_{[0,1]} \min\{c, x\} dF_X(x) \\ &= \int_{[0,1]} x dF_X(x) - \int_{[c,1]} (x - c) dF_X(x) \\ &= \mathbb{E}[X_1] - \left\{ \int_{[c,1]} x dF_X(x) - c(1 - F_X(c)) \right\} \end{aligned}$$

$$\begin{aligned}
&= \mathbb{E}[X_1] - \left\{ 1 - cF_X(c) - \int_{[c,1]} F_X(x - 0^+) dx - c(1 - F_X(c)) \right\} \\
&= \mathbb{E}[X_1] - (1 - c) + \int_{[c,1]} F_X(x) dx
\end{aligned}$$

where the fourth equality is due to integration by part, as a corollary of Fubini's theorem. Due to similar analysis,  $\mathbb{E}[\min\{c, Y_1\}] = \mathbb{E}[Y_1] - (1 - c) + \int_{[c,1]} F_Y(x) dx$ . So it suffices to show  $\int_{[c,1]} F_X(x) dx \geq \int_{[c,1]} F_Y(x) dx$ .

Note that  $\int_{[0,1]} F_X(x) dx = \int_{[0,1]} F_Y(x) dx$ , that  $F_Y(x) = \frac{b}{T}, \forall x \in [0, 1)$  is a constant, and that  $F_X(x)$  is non-decreasing over  $x \in [0, 1)$ . Denote  $x_0$  to be the smallest number from  $x_0 = \arg \min_{x \in [0, 1)} \{x \mid F_X(x) \geq \frac{b}{T}, \lim_{u \rightarrow x^-} F_X(u) \leq \frac{b}{T}\}$ . Since  $F_X(\cdot)$  is right-continuous,  $\lim_{u \rightarrow x^+} F_X(u) = F_X(x)$ .

We distinguish the following two cases. When  $c \geq x_0$ ,  $\forall x \in [c, 1], F_X(x) \geq F_Y(x)$ . So we know  $\int_{[c,1]} F_X(x) dx \geq \int_{[c,1]} F_Y(x) dx$ . When  $c \leq x_0$ ,  $\forall x \in [0, c), F_X(x) \leq F_Y(x)$ . So we know  $\int_{[c,1]} F_X(x) dx = \int_{[0,1]} F_X(x) dx - \int_{[0,c)} F_X(x) dx \geq \int_{[0,1]} F_Y(x) dx - \int_{[0,c)} F_Y(x) dx = \int_{[c,1]} F_Y(x) dx$ . In both cases, we have shown that  $\forall c \geq 0, \mathbb{E}[\min\{c, X_1\}] \geq \mathbb{E}[\min\{c, Y_1\}]$ .

Then we prove the desired conclusion by pairwise switching  $X_t$  into  $Y_t$ . Fix  $\tau$ . For any realization of random variables except  $X_\tau, Y_\tau$ , i.e., for any realization of  $X_t = x_t, Y_t = y_t, \forall t \neq \tau$ , we have the following:

$$\begin{aligned}
&\mathbb{E} \left[ \min \left\{ b, \sum_{t=1}^{\tau} X_t + \sum_{t=\tau+1}^T Y_t \right\} \right] \\
&= \mathbb{E} \left[ \min \left\{ b, \sum_{t=1}^{\tau-1} x_t + \sum_{t=\tau+1}^T y_t + X_\tau \right\} \right] \\
&= \mathbb{E} \left[ \min \left\{ \left( b - \sum_{t=1}^{\tau-1} x_t - \sum_{t=\tau+1}^T y_t \right)^+, X_\tau \right\} \right] + \mathbb{E} \left[ \min \left\{ b, \sum_{t=1}^{\tau-1} x_t + \sum_{t=\tau+1}^T y_t \right\} \right] \\
&\geq \mathbb{E} \left[ \min \left\{ \left( b - \sum_{t=1}^{\tau-1} x_t - \sum_{t=\tau+1}^T y_t \right)^+, Y_\tau \right\} \right] + \mathbb{E} \left[ \min \left\{ b, \sum_{t=1}^{\tau-1} x_t + \sum_{t=\tau+1}^T y_t \right\} \right] \\
&= \mathbb{E} \left[ \min \left\{ b, \sum_{t=1}^{\tau-1} X_t + \sum_{t=\tau}^T Y_t \right\} \right]
\end{aligned}$$

where the inequality is due to (EC.6).

By repeatedly applying this above inequality we obtain our desired conclusion of  $\mathbb{E} \left[ \min \left\{ b, \sum_{t=1}^T X_t \right\} \right] \geq \mathbb{E} \left[ \min \left\{ b, \sum_{t=1}^T Y_t \right\} \right]$ .  $\square$

### EC.6.1. Proof to Lemma 8, under [0,1]-Demand

LEMMA EC.5. *If two consecutive probabilities  $v_t, v_{t+1}$  are in increasing order, this configuration cannot be the optimal randomized calendar plan. More specifically, we can have probabilities  $v_t, v_{t+1}$  reversed to achieve a larger revenue.*

Let  $(x)^+ = \max\{x, 0\}$  denote the maximum of  $x$  and 0. Let  $Q_{H,t}$  and  $Q_{L,t}$  denote the random demand if we offer the higher price and the lower price on day  $t$ , which follows a distribution of  $F_H(\cdot)$  and  $F_L(\cdot)$ , respectively.

Similar to the proof to Lemma 7, the idea is to exchange a pair of two consecutive prices. Given any configuration  $\mathbf{v} = (v_1, v_2, \dots, v_T)$ , if there exists  $t \in 1, 2, \dots, T-1$ , such that  $v_t < v_{t+1}$ , we compare to another configuration:

$$\mathbf{v}^* = (v_1, v_2, \dots, v_{t-1}, v_{t+1}, v_t, v_{t+2}, \dots, v_T).$$

Since we only exchange this pair of two prices, the expected revenue before  $t$  is trivially not changed.

Let  $J_{\mathbf{v},t}(c)$  denote the expected revenue we would earn under calendar  $\mathbf{v}$  if we were endowed with  $c$  units of inventory at the beginning of period  $t$ . Its expectation is taken over future demand randomness.

Let  $A(c, t)$  denote the event “ $c$  units of inventory at the beginning of period  $t$ ”, where  $c \in [0, b]$ ,  $t \in \{1, 2, \dots, T\}$ . Then for any  $c \in [0, b]$ , conditioning on  $A(c, t)$  we have:

$$\begin{aligned} J_{\mathbf{v},t}(c) &= \mathbb{E}[\text{Revenue from } t \text{ and onwards under } \mathbf{v} | A(c, t)] \\ &= v_t \mathbb{E}[\min\{c, Q_{H,t}\}] p_H + v_t v_{t+1} \mathbb{E}[\min\{(c - Q_{H,t})^+, Q_{H,t+1}\}] p_H \\ &\quad + v_t(1 - v_{t+1}) \mathbb{E}[\min\{(c - Q_{H,t})^+, Q_{L,t+1}\}] p_L \\ &\quad + v_t v_{t+1} \mathbb{E}[J_{\mathbf{v},t+2}((c - Q_{H,t} - Q_{H,t+1})^+)] \\ &\quad + v_t(1 - v_{t+1}) \mathbb{E}[J_{\mathbf{v},t+2}((c - Q_{H,t} - Q_{L,t+1})^+)] \\ &\quad + (1 - v_t) \mathbb{E}[\min\{c, Q_{L,t}\}] p_L + (1 - v_t) v_{t+1} \mathbb{E}[\min\{(c - Q_{L,t})^+, Q_{H,t+1}\}] p_H \\ &\quad + (1 - v_t)(1 - v_{t+1}) \mathbb{E}[\min\{(c - Q_{L,t})^+, Q_{L,t+1}\}] p_L \\ &\quad + (1 - v_t) v_{t+1} \mathbb{E}[J_{\mathbf{v},t+2}((c - Q_{L,t} - Q_{H,t+1})^+)] \\ &\quad + (1 - v_t)(1 - v_{t+1}) \mathbb{E}[J_{\mathbf{v},t+2}((c - Q_{L,t} - Q_{L,t+1})^+)] \end{aligned}$$

Plugging in  $\min\{(c - x)^+, y\} = \min\{c, x + y\} - \min\{c, x\}$ ,  $\forall c, x, y \geq 0$  we have:

$$\begin{aligned} J_{\mathbf{v},t}(c) &= v_t \mathbb{E}[\min\{c, Q_{H,t}\}] p_H + v_t v_{t+1} \mathbb{E}[\min\{c, Q_{H,t} + Q_{H,t+1}\}] p_H \\ &\quad + v_t(1 - v_{t+1}) \mathbb{E}[\min\{c, Q_{H,t} + Q_{L,t+1}\}] p_L \\ &\quad - v_t v_{t+1} \mathbb{E}[\min\{c, Q_{H,t}\}] p_H - v_t(1 - v_{t+1}) \mathbb{E}[\min\{c, Q_{H,t}\}] p_L \\ &\quad + v_t v_{t+1} \mathbb{E}[J_{\mathbf{v},t+2}((c - Q_{H,t} - Q_{H,t+1})^+)] \\ &\quad + v_t(1 - v_{t+1}) \mathbb{E}[J_{\mathbf{v},t+2}((c - Q_{H,t} - Q_{L,t+1})^+)] \\ &\quad + (1 - v_t) \mathbb{E}[\min\{c, Q_{L,t}\}] p_L + (1 - v_t) v_{t+1} \mathbb{E}[\min\{c, Q_{L,t} + Q_{H,t+1}\}] p_H \end{aligned}$$

$$\begin{aligned}
& + (1 - v_t)(1 - v_{t+1})\mathbb{E}[\min\{c, Q_{L,t} + Q_{L,t+1}\}]p_L \\
& - (1 - v_t)v_{t+1}\mathbb{E}[\min\{c, Q_{L,t}\}]p_H - (1 - v_t)(1 - v_{t+1})\mathbb{E}[\min\{c, Q_{L,t}\}]p_L \\
& + (1 - v_t)v_{t+1}\mathbb{E}[J_{\mathbf{v},t+2}((c - Q_{L,t} - Q_{H,t+1})^+)] \\
& + (1 - v_t)(1 - v_{t+1})\mathbb{E}[J_{\mathbf{v},t+2}((c - Q_{L,t} - Q_{L,t+1})^+)]
\end{aligned}$$

Merging similar expressions we have the following:

$$\begin{aligned}
J_{\mathbf{v},t}(c) = & v_t(1 - v_{t+1})(p_H - p_L)\mathbb{E}[\min\{c, Q_{H,t}\}] \\
& - (1 - v_t)v_{t+1}(p_H - p_L)\mathbb{E}[\min\{c, Q_{L,t}\}] \\
& + v_tv_{t+1}p_H\mathbb{E}[\min\{c, Q_{H,t} + Q_{H,t+1}\}] \\
& + v_t(1 - v_{t+1})p_L\mathbb{E}[\min\{c, Q_{H,t} + Q_{L,t+1}\}] \\
& + (1 - v_t)v_{t+1}p_H\mathbb{E}[\min\{c, Q_{L,t} + Q_{H,t+1}\}] \\
& + (1 - v_t)(1 - v_{t+1})p_L\mathbb{E}[\min\{c, Q_{L,t} + Q_{L,t+1}\}] \\
& + v_tv_{t+1}\mathbb{E}[J_{\mathbf{v},t+2}((c - Q_{H,t} - Q_{H,t+1})^+)] \\
& + v_t(1 - v_{t+1})\mathbb{E}[J_{\mathbf{v},t+2}((c - Q_{H,t} - Q_{L,t+1})^+)] \\
& + (1 - v_t)v_{t+1}\mathbb{E}[J_{\mathbf{v},t+2}((c - Q_{L,t} - Q_{H,t+1})^+)] \\
& + (1 - v_t)(1 - v_{t+1})\mathbb{E}[J_{\mathbf{v},t+2}((c - Q_{L,t} - Q_{L,t+1})^+)]
\end{aligned} \tag{EC.7}$$

Similarly we have  $J_{\mathbf{v}^*,t}(c)$ , the expected revenue under calendar  $\mathbf{v}^*$ , as following:

$$\begin{aligned}
J_{\mathbf{v}^*,t}(c) = & v_{t+1}(1 - v_t)(p_H - p_L)\mathbb{E}[\min\{c, Q_{H,t}\}] \\
& - (1 - v_{t+1})v_t(p_H - p_L)\mathbb{E}[\min\{c, Q_{L,t}\}] \\
& + v_{t+1}v_t p_H\mathbb{E}[\min\{c, Q_{H,t} + Q_{H,t+1}\}] \\
& + v_{t+1}(1 - v_t)p_L\mathbb{E}[\min\{c, Q_{H,t} + Q_{L,t+1}\}] \\
& + (1 - v_{t+1})v_t p_H\mathbb{E}[\min\{c, Q_{L,t} + Q_{H,t+1}\}] \\
& + (1 - v_{t+1})(1 - v_t)p_L\mathbb{E}[\min\{c, Q_{L,t} + Q_{L,t+1}\}] \\
& + v_{t+1}v_t\mathbb{E}[J_{\mathbf{v},t+2}((c - Q_{H,t} - Q_{H,t+1})^+)] \\
& + v_{t+1}(1 - v_t)\mathbb{E}[J_{\mathbf{v},t+2}((c - Q_{H,t} - Q_{L,t+1})^+)] \\
& + (1 - v_{t+1})v_t\mathbb{E}[J_{\mathbf{v},t+2}((c - Q_{L,t} - Q_{H,t+1})^+)] \\
& + (1 - v_{t+1})(1 - v_t)\mathbb{E}[J_{\mathbf{v},t+2}((c - Q_{L,t} - Q_{L,t+1})^+)]
\end{aligned} \tag{EC.8}$$

The equality holds because calendars  $\mathbf{v}$  and  $\mathbf{v}^*$  are the same from period  $t + 2$ .

On the other hand, we know that  $\forall c, x, y \geq 0, \min\{c, x + y\} \geq 0$  and  $J_{\mathbf{v},t+2}((c - x - y)^+) \geq 0$ . Due to Fubini's theorem, we can exchange the double integration:

$$\begin{aligned}
\mathbb{E}[\min\{c, Q_{H,t} + Q_{L,t+1}\}] &= \mathbb{E}[\min\{c, Q_{L,t} + Q_{H,t+1}\}] \\
\mathbb{E}[J_{\mathbf{v},t+2}((c - Q_{H,t} - Q_{L,t+1})^+)] &= \mathbb{E}[J_{\mathbf{v},t+2}((c - Q_{L,t} - Q_{H,t+1})^+)]
\end{aligned} \tag{EC.9}$$

Then we calculate their difference, conditioning on  $A(c, t)$ :

$$\begin{aligned}
& J_{\mathbf{v}^*, t}(c) - J_{\mathbf{v}, t}(c) \\
&= (v_{t+1} - v_t)(p_H - p_L) (\mathbb{E}[\min\{c, Q_{H,t}\}] + \mathbb{E}[\min\{c, Q_{L,t}\}] - \mathbb{E}[\min\{c, Q_{H,t} + Q_{L,t+1}\}]) \\
&= (v_{t+1} - v_t)(p_H - p_L) (\mathbb{E}[\min\{c, Q_{H,t}\}] + \mathbb{E}[\min\{c, Q_{L,t+1}\}] - \mathbb{E}[\min\{c, Q_{H,t} + Q_{L,t+1}\}]) \\
&\geq 0
\end{aligned}$$

where the inequality holds because three components are all greater or equal to zero, the third component due to Lemma EC.1. Notice that this is true for all  $c \in [0, b]$ .

Finally, by integrating over  $c \in [0, b]$  we know that  $\mathbb{E}[\text{Revenue under } \mathbf{v}^*]$  is greater than  $\mathbb{E}[\text{Revenue under } \mathbf{v}]$ , which finishes the proof.

**THEOREM EC.2.** *The optimal randomized calendar probabilities should be non-increasing over time, i.e.  $v_t \geq v_{t+1}, \forall t \in \{1, 2, \dots, T-1\}$ .*

*D*irectly follows from Lemma EC.5. We can start from any configuration and use a finite number (no more than  $T!$ ) of exchange operations to achieve the optimal non-increasing structure.

Notice that Theorem EC.2 is assumption-free.

**LEMMA EC.6.** *Under Assumption 2, if two consecutive probabilities  $v_t, v_{t+1}$  are in non-increasing order while  $v_t < 1, v_{t+1} > 0$ , this configuration cannot be the optimal randomized calendar plan. More specifically, we can change the last pair of probabilities with non-increasing order, i.e.  $t = \sup_{\tau \in \{1, 2, \dots, T-1\}} \{v_\tau < 1, v_{\tau+1} > 0, v_\tau \geq v_{\tau+1}\}$ , from  $(v_t, v_{t+1})$  to  $(v_t + \delta, v_{t+1} - \delta)$  with any  $0 \leq \delta \leq \max\{1 - v_t, v_{t+1}\}$  to achieve a larger revenue.*

*L*et  $(x)^+ = \max\{x, 0\}$  denote the maximum of  $x$  and 0. Let  $Q_{H,t}$  and  $Q_{L,t}$  denote the random demand if we offer the higher price and the lower price on day  $t$ , which follows a distribution of  $F_H(\cdot)$  and  $F_L(\cdot)$ , respectively.

Again our idea is to modify a pair of consecutive probabilities, to achieve a greater revenue. Given any calendar  $\mathbf{v} = (v_1, v_2, \dots, v_n)$ , where  $v_1 \geq v_2 \geq \dots \geq v_T$ . If  $\exists \tau \in 1, 2, \dots, T-1$ , such that  $v_\tau < 1, v_{\tau+1} > 0, v_\tau \geq v_{\tau+1}$ , we compare to another calendar:

$$\mathbf{v}^* = (v_1, v_2, \dots, v_{t-1}, v_t + \delta, v_{t+1} - \delta, v_{t+2}, \dots, v_T)$$

where  $t = \sup_{\tau \in \{1, 2, \dots, T-1\}} \{v_\tau < 1, v_{\tau+1} > 0, v_\tau \geq v_{\tau+1}\}$  and  $0 \leq \delta \leq \min\{1 - v_t, v_{t+1}\}$ . Notice that  $t$  is the largest element in this set  $\{v_\tau < 1, v_{\tau+1} > 0, v_\tau \geq v_{\tau+1}\}$ , which indicates that  $\forall \tau \geq t+2, v_\tau = 0$ . Since we are changing probabilities from period  $t$ , the expected revenue does not change before period  $t$ .

Let  $J_{\mathbf{v},t}(c)$  denote the expected revenue we would earn under calendar  $\mathbf{v}$  if we were endowed with  $c$  units of inventory at the beginning of period  $t$ . Its expectation is taken over future demand randomness.

Let  $A(c, t)$  denote the event “ $c$  units of inventory at the beginning of period  $t$ ”, where  $c \in [0, b], t \in \{1, 2, \dots, T\}$ . Then for any  $c \in [0, b]$ , conditioning on  $A(c, t)$  we can expand the expression of the expected revenue. We proceed from equation (EC.7):

$$\begin{aligned}
J_{\mathbf{v}^*,t}(c) = & (v_t + \delta)(1 - v_{t+1} + \delta)(p_H - p_L)\mathbb{E}[\min\{c, Q_{H,t}\}] \\
& - (1 - v_t - \delta)(v_{t+1} - \delta)(p_H - p_L)\mathbb{E}[\min\{c, Q_{L,t}\}] \\
& + (v_t + \delta)(v_{t+1} - \delta)p_H\mathbb{E}[\min\{c, Q_{H,t} + Q_{H,t+1}\}] \\
& + (v_t + \delta)(1 - v_{t+1} + \delta)p_L\mathbb{E}[\min\{c, Q_{H,t} + Q_{L,t+1}\}] \\
& + (1 - v_t - \delta)(v_{t+1} - \delta)p_H\mathbb{E}[\min\{c, Q_{L,t} + Q_{H,t+1}\}] \\
& + (1 - v_t - \delta)(1 - v_{t+1} + \delta)p_L\mathbb{E}[\min\{c, Q_{L,t} + Q_{L,t+1}\}] \\
& + (v_t + \delta)(v_{t+1} - \delta)\mathbb{E}[J_{\mathbf{v},t+2}((c - Q_{H,t} - Q_{H,t+1})^+)] \\
& + (v_t + \delta)(1 - v_{t+1} + \delta)\mathbb{E}[J_{\mathbf{v},t+2}((c - Q_{H,t} - Q_{L,t+1})^+)] \\
& + (1 - v_t - \delta)(v_{t+1} - \delta)\mathbb{E}[J_{\mathbf{v},t+2}((c - Q_{L,t} - Q_{H,t+1})^+)] \\
& + (1 - v_t - \delta)(1 - v_{t+1} + \delta)\mathbb{E}[J_{\mathbf{v},t+2}((c - Q_{L,t} - Q_{L,t+1})^+)]
\end{aligned} \tag{EC.10}$$

where equality holds because calendars  $\mathbf{v}$  and  $\mathbf{v}^*$  are the same from period  $t + 2$ .

Using (EC.9), we subtract (EC.10) and (EC.7) to calculate their difference, conditioning on  $A(c, t)$ :

$$\begin{aligned}
J_{\mathbf{v}^*,t}(c) - J_{\mathbf{v},t}(c) = & \delta(1 - v_{t+1} + v_t + \delta)(p_H - p_L)\mathbb{E}[\min\{c, Q_{H,t}\}] \\
& + \delta(1 - v_t + v_{t+1} - \delta)(p_H - p_L)\mathbb{E}[\min\{c, Q_{L,t}\}] \\
& + \delta(v_{t+1} - v_t - \delta)p_H\mathbb{E}[\min\{c, Q_{H,t} + Q_{H,t+1}\}] \\
& + \delta(1 - v_{t+1} + v_t + \delta)p_L\mathbb{E}[\min\{c, Q_{H,t} + Q_{L,t+1}\}] \\
& + \delta(-1 + v_t - v_{t+1} + \delta)p_H\mathbb{E}[\min\{c, Q_{L,t} + Q_{H,t+1}\}] \\
& + \delta(-v_t + v_{t+1} - \delta)p_L\mathbb{E}[\min\{c, Q_{L,t} + Q_{L,t+1}\}] \\
& + \delta(v_{t+1} - v_t - \delta)\mathbb{E}[J_{\mathbf{v},t+2}((c - Q_{H,t} - Q_{H,t+1})^+)] \\
& + \delta(-v_{t+1} + v_t + \delta)\mathbb{E}[J_{\mathbf{v},t+2}((c - Q_{H,t} - Q_{L,t+1})^+)] \\
& + \delta(v_t - v_{t+1} + \delta)\mathbb{E}[J_{\mathbf{v},t+2}((c - Q_{L,t} - Q_{H,t+1})^+)] \\
& + \delta(-v_t + v_{t+1} - \delta)\mathbb{E}[J_{\mathbf{v},t+2}((c - Q_{L,t} - Q_{L,t+1})^+)]
\end{aligned}$$



Merging similar expressions we have the following:

$$\begin{aligned}
& \frac{J_{\mathbf{v}^*,t}(c) - J_{\mathbf{v},t}(c)}{\delta} \\
&= (p_H - p_L) \{ \mathbb{E} [\min\{c, Q_{H,t}\}] + \mathbb{E} [\min\{c, Q_{L,t}\}] - \mathbb{E} [\min\{c, Q_{H,t} + Q_{L,t+1}\}] \} \\
& \quad + (v_t - v_{t+1} + \delta)(p_H - p_L) \mathbb{E} [\min\{c, Q_{H,t}\}] \\
& \quad - (v_t - v_{t+1} + \delta)(p_H - p_L) \mathbb{E} [\min\{c, Q_{L,t}\}] \\
& \quad - (v_t - v_{t+1} + \delta)p_H \mathbb{E} [\min\{c, Q_{H,t} + Q_{H,t+1}\}] \\
& \quad + (v_t - v_{t+1} + \delta)p_L \mathbb{E} [\min\{c, Q_{H,t} + Q_{L,t+1}\}] \\
& \quad + (v_t - v_{t+1} + \delta)p_H \mathbb{E} [\min\{c, Q_{L,t} + Q_{H,t+1}\}] \\
& \quad - (v_t - v_{t+1} + \delta)p_L \mathbb{E} [\min\{c, Q_{L,t} + Q_{L,t+1}\}] \\
& \quad - (v_t - v_{t+1} + \delta) \mathbb{E} [J_{\mathbf{v},t+2}((c - Q_{H,t} - Q_{H,t+1})^+)] \\
& \quad + (v_t - v_{t+1} + \delta) \mathbb{E} [J_{\mathbf{v},t+2}((c - Q_{H,t} - Q_{L,t+1})^+)] \\
& \quad + (v_t - v_{t+1} + \delta) \mathbb{E} [J_{\mathbf{v},t+2}((c - Q_{L,t} - Q_{H,t+1})^+)] \\
& \quad - (v_t - v_{t+1} + \delta) \mathbb{E} [J_{\mathbf{v},t+2}((c - Q_{L,t} - Q_{L,t+1})^+)] \\
& \geq (v_t - v_{t+1} + \delta)(p_H - p_L) \{ \mathbb{E} [\min\{c, Q_{H,t}\}] + \mathbb{E} [\min\{c, Q_{L,t}\}] \\
& \quad - \mathbb{E} [\min\{c, Q_{H,t} + Q_{L,t+1}\}] \} \\
& \quad + (v_t - v_{t+1} + \delta)(p_H - p_L) \mathbb{E} [\min\{c, Q_{H,t}\}] \\
& \quad - (v_t - v_{t+1} + \delta)(p_H - p_L) \mathbb{E} [\min\{c, Q_{L,t}\}] \\
& \quad - (v_t - v_{t+1} + \delta)p_H \mathbb{E} [\min\{c, Q_{H,t} + Q_{H,t+1}\}] \\
& \quad + (v_t - v_{t+1} + \delta)p_L \mathbb{E} [\min\{c, Q_{H,t} + Q_{L,t+1}\}] \\
& \quad + (v_t - v_{t+1} + \delta)p_H \mathbb{E} [\min\{c, Q_{L,t} + Q_{H,t+1}\}] \\
& \quad - (v_t - v_{t+1} + \delta)p_L \mathbb{E} [\min\{c, Q_{L,t} + Q_{L,t+1}\}] \\
& \quad - (v_t - v_{t+1} + \delta) \mathbb{E} [J_{\mathbf{v},t+2}((c - Q_{H,t} - Q_{H,t+1})^+)] \\
& \quad + (v_t - v_{t+1} + \delta) \mathbb{E} [J_{\mathbf{v},t+2}((c - Q_{H,t} - Q_{L,t+1})^+)] \\
& \quad + (v_t - v_{t+1} + \delta) \mathbb{E} [J_{\mathbf{v},t+2}((c - Q_{L,t} - Q_{H,t+1})^+)] \\
& \quad - (v_t - v_{t+1} + \delta) \mathbb{E} [J_{\mathbf{v},t+2}((c - Q_{L,t} - Q_{L,t+1})^+)]
\end{aligned}$$

where the inequality holds because  $\delta \leq \min\{1 - v_t, v_{t+1}\}$  so  $v_t - v_{t+1} + \delta \leq 1$ , and because of Lemma EC.1.

Further merging similar expressions, while using (EC.9) we have the following:

$$\frac{J_{\mathbf{v}^*,t}(c) - J_{\mathbf{v},t}(c)}{\delta(v_t - v_{t+1} + \delta)} \geq (p_H - p_L) \{ 2\mathbb{E} [\min\{c, Q_{H,t}\}] - \mathbb{E} [\min\{c, Q_{H,t} + Q_{H,t+1}\}] \}$$

$$\begin{aligned}
& -p_L \mathbb{E}[\min\{c, Q_{H,t} + Q_{H,t+1}\}] \\
& + p_L \mathbb{E}[\min\{c, Q_{H,t} + Q_{L,t+1}\}] \\
& + p_L \mathbb{E}[\min\{c, Q_{L,t} + Q_{H,t+1}\}] \\
& - p_L \mathbb{E}[\min\{c, Q_{L,t} + Q_{L,t+1}\}] \\
& - \mathbb{E}[J_{v,t+2}((c - Q_{H,t} - Q_{H,t+1})^+)] \\
& + \mathbb{E}[J_{v,t+2}((c - Q_{H,t} - Q_{L,t+1})^+)] \\
& + \mathbb{E}[J_{v,t+2}((c - Q_{L,t} - Q_{H,t+1})^+)] \\
& - \mathbb{E}[J_{v,t+2}((c - Q_{L,t} - Q_{L,t+1})^+)] \\
& \geq -p_L \mathbb{E}[\min\{c, Q_{H,t} + Q_{H,t+1}\}] \\
& + p_L \mathbb{E}[\min\{c, Q_{H,t} + Q_{L,t+1}\}] \\
& + p_L \mathbb{E}[\min\{c, Q_{L,t} + Q_{H,t+1}\}] \\
& - p_L \mathbb{E}[\min\{c, Q_{L,t} + Q_{L,t+1}\}] \\
& - \mathbb{E}[J_{v,t+2}((c - Q_{H,t} - Q_{H,t+1})^+)] \\
& + \mathbb{E}[J_{v,t+2}((c - Q_{H,t} - Q_{L,t+1})^+)] \\
& + \mathbb{E}[J_{v,t+2}((c - Q_{L,t} - Q_{H,t+1})^+)] \\
& - \mathbb{E}[J_{v,t+2}((c - Q_{L,t} - Q_{L,t+1})^+)]
\end{aligned}$$

where the second inequality is due to Lemma EC.1.

Now let us introduce a coupling argument: suppose  $U_\tau, \tau = t, t+1$  are two uniform distributions over  $[0, 1]$ , and let  $Q_{H,\tau} = F_H^{-1}(U_\tau), Q_{L,\tau} = F_L^{-1}(U_\tau), \tau = t, t+1$ . Since  $F_H$  and  $F_L$  are CDF's of distributions, they are monotone increasing, thus the inverse function exists. And for any specific realization of  $U_\tau, \tau = t, t+1$ , we know that  $Q_{H,\tau} \leq Q_{L,\tau}$ .

Now we only need to understand  $J_{v,t+2}(c)$  as a function of  $c$ . Apparently  $J_{v,t+2}(0) = 0$ . Let us denote the distribution of random demands in the last  $T - t + 1$  periods as  $X$ , whose CDF denoted as  $\hat{F}$ .  $X$  is a non-negative random variable. We sell at the lower price from period  $t + 2$ , and so the expected revenue in the last  $T - t + 1$  periods is calculated as  $J_{v,t+2}(c) = p_L \mathbb{E}[\min\{c, X\}] = p_L \int_{[0, +\infty]} \min\{c, u\} d\hat{F}(u)$ . Due to Fubini's theorem, we can perform integration by part, and have:

$$\begin{aligned}
J_{v,t+2}(c) &= p_L \int_{[0, +\infty]} \min\{c, u\} d\hat{F}(u) \\
&= p_L \int_{[0, c]} u d\hat{F}(u) + p_L \int_{[c, +\infty]} c d\hat{F}(u) \\
&= p_L (c\hat{F}(c) - \int_{[0, c]} \hat{F}(u) du) + p_L (c - c\hat{F}(c)) \\
&= p_L (c - \int_{[0, c]} \hat{F}(u) du)
\end{aligned}$$

This is a differentiable function with respect to  $c$ . Taking derivative we have:  $J'_{\mathbf{v},t+2}(c) = p_{\mathbf{L}}(1 - \hat{F}(c)) \in [0, p_{\mathbf{L}}]$ . Since  $\hat{F}(c)$  is a CDF, thus non-decreasing, we know that  $J'_{\mathbf{v},t+2}(c)$  is non-increasing. So  $J_{\mathbf{v},t+2}(c)$  is concave. Due to Lemma EC.2 we finish our proof.

Now let us prove Lemma 8.

*L* et us start from the second calendar described in Lemma 8. We will show that by finitely applying Theorem EC.2 and Lemma EC.6 we can obtain the first calendar described in Lemma 8, which earns a greater revenue.

First deduct from Theorem EC.2 that the randomized calendar is non-increasing. Then by Lemma EC.6 we can change the last pair of probabilities with non-increasing order, i.e.  $t = \sup_{\tau \in \{1,2,\dots,T-1\}} \{v_{\tau} < 1, v_{\tau+1} > 0, v_{\tau} \geq v_{\tau+1}\}$ , from  $(v_t, v_{t+1})$  to  $(v_t + \delta, v_{t+1} - \delta)$  with  $\delta = \max\{1 - v_t, v_{t+1}\} \geq 0$  to achieve a larger revenue. After such change, either  $v_t = 1$  or  $v_{t+1} = 0$  so we know that the total number of fractional (strictly greater than 0 and smaller than 1) periods have decreased by 1. By repeatedly applying Theorem EC.2 and Lemma EC.6 we will obtain the optimal randomized calendar as described.