

Semantically-Aligned Equation Generation for Solving and Reasoning Math Word Problems

Ting-Rui Chiang Yun-Nung Chen

National Taiwan University, Taipei, Taiwan

r07922052@csie.ntu.edu.tw y.v.chen@ieee.org

Abstract

Solving math word problems is a challenging task that requires accurate natural language understanding to bridge natural language texts and math expressions. Motivated by the intuition about how human generates the equations given the problem texts, this paper presents a neural approach to automatically solve math word problems by operating symbols according to their semantic meanings in texts. This paper views the process of generating equation as a bridge between the semantic world and the symbolic world, where the proposed neural math solver is based on an encoder-decoder framework. In the proposed model, the encoder is designed to understand the semantics of problems, and the decoder focuses on tracking semantic meanings of the generated symbols and then deciding which symbol to generate next. The preliminary experiments are conducted in a dataset Math23K, and our model significantly outperforms both the state-of-the-art single model and the best non-retrieval-based model over about 10% accuracy, demonstrating the effectiveness of bridging the symbolic and semantic worlds from math word problems.

1 Introduction

Automatically solving math word problems has been an interesting research topic and also been viewed as a way of evaluating machines' ability (Mandal and Naskar, 2019). For human, writing down an equation that solves a math word problem requires the ability of reading comprehension, reasoning, and sometimes real world understanding. Specifically, to solve a math word problem, we first need to know what the goal of the problem is, then understand the semantic meaning of each number in the problem, perform reasoning based on the comprehension in previous step, and finally come up what to write for the

equation.

Most prior work about solving math word problems can be categorized to two categories. One category focused on "parsing problem texts" to the associated equations or predefined formal languages. Another category solved math word problems by first "retrieving a template" from predefined equations containing some slots for numbers, and then mapping numbers in the problem to the associated slots. Both categories often rely on hand-crafted features, which requires more human knowledge. Because those features are often in the lexical level, it is not clear whether machines really understand the math problems. Also, most prior work evaluated their approaches on relatively small datasets, and the capability of generalization is concerned.

This paper considers the reasoning procedure when writing down the associated equation given a problem. Figure 1 illustrates the problem solving process, where the problem is "Each notebook takes \$0.5 and each pen takes \$1. Tom has \$10. How many notebook can he buy after buying 5 pens?" and the associated equation is $x = (10 - 1 \times 5) \div 0.5$. The illustration shows that human actually assigns the semantic meaning to each number when manipulating symbols, including operands (numbers) and operator (+ - \times \div). Also, we believe that the semantic meaning of operands can help us decide which operator to use. For example, the summation of "price of one pen" and "number of pens Tom bought" is meaningless; therefore the addition would not be chosen.

Following the observation above, this paper proposes a novel encoder decoder model, where the encoder extracts semantic meanings of numbers in the problem, and the decoder is equipped with a stack that facilitates tracking the semantic meanings of operands. The contributions of this paper are 4-fold:

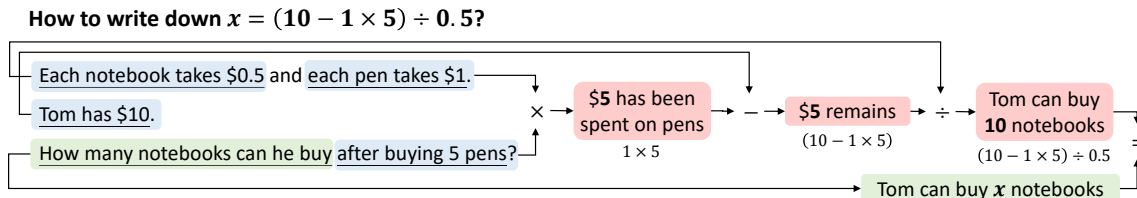


Figure 1: The solving process of the math word problem example.

- This paper is the first work that models semantic meanings of operands and operators for math word problems.
- This paper proposes an end-to-end neural math solver with a novel decoding process that utilizes the stack to generate associated equations.
- This paper achieves the state-of-the-art performance on the large benchmark dataset Math23K.
- This paper is capable of providing interpretation and reasoning for the math word problem solving procedure.

2 Related Work

There is a lot of prior work utilizing hand-crafted features, such as POS tags, paths in the dependency trees, keywords, etc., to allow the model to focus on the quantities in the problems (Kushman et al., 2014; Hosseini et al., 2014; Roy et al., 2015; Roy and Roth, 2015; Koncel-Kedziorski et al., 2015; Roy et al., 2016; Upadhyay et al., 2016; Upadhyay and Chang, 2017; Roy and Roth, 2018; Wang et al., 2018). Recently, Mehta et al.; Wang et al.; Ling et al. attempted at learning models without predefined features. The proposed end-to-end model does not need hand-crafted features.

In terms of how to learn the model for solving math word problems, the prior work can be categorized into three: 1) the first category treats math word problems as a parsing task about transforming natural language into the logical form (Roy et al., 2015; Roy and Roth, 2015; Shi et al., 2015; Koncel-Kedziorski et al., 2015; Roy et al., 2016; Roy and Roth, 2018), 2) the second one focuses on retrieving proper predefined equation templates and then mapping quantities in the problem to the slots in the templates (Kushman et al., 2014; Upadhyay and Chang, 2017), and 3) the last one directly generates equations given the problem texts (Hosseini et al., 2014).

Kushman et al. first extracted templates about math expressions from the training answers, and

then trained models to select templates and map quantities in the problem to the slots in the template. Such two-stage approach has been tried and achieved good results Upadhyay and Chang. The prior work highly relied on human knowledge, where they parsed problems into equations by choosing the expression tree with the highest score calculated by an operator classifier, working on a hand-crafted “trigger list” containing quantities and noun phrases in the problem, or utilizing features extracted from text spans (Roy et al., 2015, 2016; Koncel-Kedziorski et al., 2015). Shi et al. defined a Dolphin language to connect math word problems and logical forms, and generated rules to parse math word problems. Upadhyay et al. parsed math word problems without explicit equation annotations. Roy and Roth classified math word problems into 4 types and used rules to decide the operators accordingly. Wang et al. trained the parser using reinforcement learning with hand-crafted features. Hosseini et al. modeled the problem text as transition of world states, and equation is generated as the world states changing. Our work uses the similar intuition, but hand-crafted features are not required and our model can be trained in an end-to-end manner. Some end-to-end approaches have been proposed, such as generating equations directly via a seq2seq model (Wang et al., 2017). Ling et al. tried to generate solutions along with its rationals with a seq2seq-like model for better interpretability.

This paper belongs to the third category, but different from the previous work, we are the first approach that generates equations with stack operations, which facilitate us simulating the way human solving problems. Furthermore, the proposed approach is the first model that is more interpretable and provides reasoning steps without the need of rational annotations.

3 End-to-End Neural Math Solver

Our approach composes of two parts, an encoder and a decoder, where the process of solving math

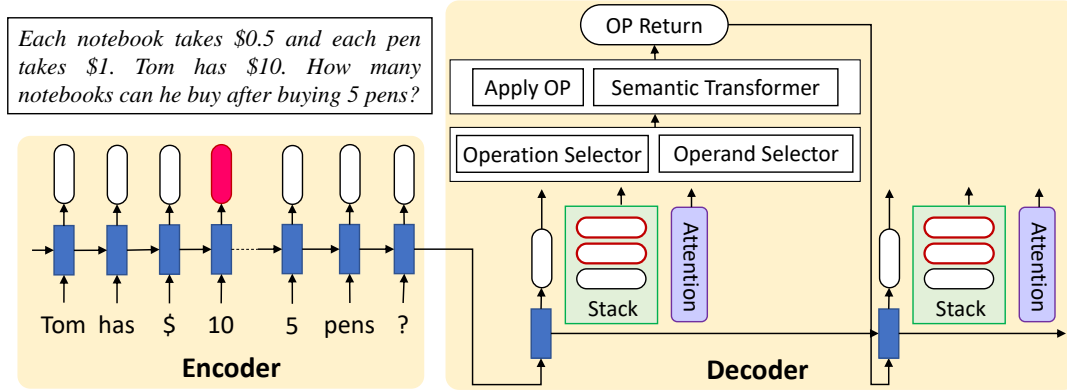


Figure 2: The encoder-decoder model architecture of the proposed neural solver machine.

word problems is viewed as transforming multiple text spans from the problems into the target information the problems ask for. In the example shown in Figure 1, all numbers in the problem are attached with the associated semantics. Motivated by the observation, we designed an encoder to extract the semantic representation of each number given in the problem text. Considering that human usually manipulates those numbers and operations (such as addition, subtraction, etc.) based on their semantics in order to solve the problem, a decoder is designed to construct the equation, where the semantics is aligned with the representations extracted by the encoder. The idea of the proposed model is to imitate the human reasoning process for solving math word problems. The model architecture is illustrated in Figure 2.

3.1 Encoder

The encoder aims to extract the semantic representation of each constant needed for solving the problems. However, the needed constants may come from either the given problem texts or domain knowledge, so we detail these two procedures as follows.

3.1.1 Constant Embedding Learning

For each math word problem, we are given a passage consisting of words $\{w_t^P\}_{t=1}^m$, whose word embeddings are $\{e_t^P\}_{t=1}^m$. The problem text includes some numbers, which we refer as constants. The positions of constants in the problem text are denoted as $\{p_i\}_{i=1}^n$. In order to capture the semantic representation of each constant by considering its contexts, a bidirectional long short-term memory (BLSTM) is adopted as the encoder (Hochreiter and Schmidhuber, 1997):

$$h_t^E, c_t^E = \text{BLSTM}(h_{t-1}^E, c_{t-1}^E, e_t^P), \quad (1)$$

and then for the i -th constant in the problem, e_i^c is its semantic representation can be modeled by the corresponding vector outputted by BLSTM:

$$e_i^c = h_{p_i}^E. \quad (2)$$

3.1.2 External Constant Leveraging

Because sometimes constants 1 or π are required to solve the problem, but they do not appear in the problem text, their semantic representations can not be extracted by BLSTM. Considering that in the decoding phase, semantic representations of all quantities in the equation are required, the semantic representations of e^π, e^1 are defined as parts of model parameters. They are initialized randomly, and are learned during model training. In the following sections, we assume 1 and π as two constants included in the problem texts in order to model the necessary information.

3.2 Decoder

The decoder aims at constructing the equation that can solve the given problem. An equation can be parsed into a tree. The process of writing down an equation is similar to constructing such tree in a bottom-up way. Also, in each step, human knows the semantic meaning of each sub-tree and then decides what to do the next accordingly. In order to simulate this process while keeping the whole mechanism simple, a stack is applied here to generate the equation. The stack contains both symbolic and semantic representations of operands, denoted as

$$S = [(v_r^S, e_r^S), (v_{r-1}^S, e_{r-1}^S), \dots, (v_1^S, e_1^S)], \quad (3)$$

where v^S of each pair is the symbolic part, such as $x + 1$, while the e^S part is the semantic representation, which is a vector. The components in the decoder are shown in the right part of Figure 2, each of which is detailed below.

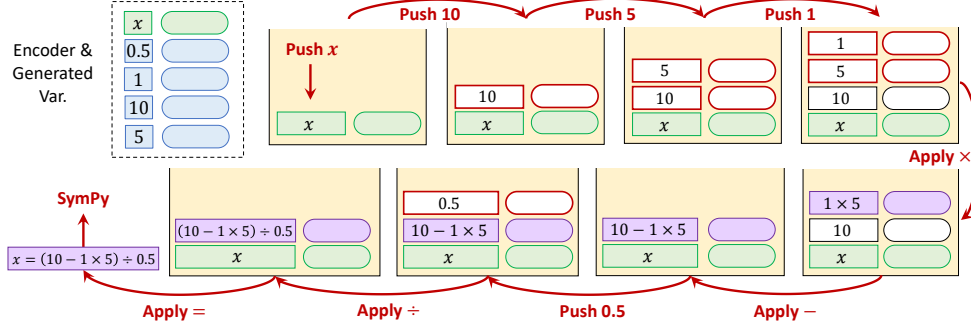


Figure 3: Illustration of the inference process.

3.2.1 Operations

The decoder constructs the equation by deciding which operation to apply to the stack until the unknown variable is solved. There are 7 available operations:

- **Variable generation:** The semantic representation of an unknown variable x is generated dynamically as the first operation of decoding processing. Note that this procedure provides the flexibility for problems with more than one unknown variables. The decoder module can decide how many unknown variables are required to solve the problem, and the semantic representation of the unknown variable is generated with an attention mechanism:

$$e^x = \sum_{t=1}^m \alpha_t h_t^E, \alpha_t = \frac{\exp(s_t)}{\sum_{l=1}^m \exp(s_l)}, \quad (4)$$

$$s_t = v_u^T \tanh(W_u^T [h_t^E; h_{m-1}^E] + b_u). \quad (5)$$

- **Push operation:** This operation first chooses an operand and pushes it to the stack. The candidate operands include constants provided in the problem text and generated unknown variables. When an operand is selected for pushing to the stack S , both its symbolic representation v_* and semantic representation e_* would be pushed to the stack in (3). Then the stack state becomes

$$S = [(v_*^S, e_*^S), (v_r^S, e_r^S), \dots, (v_1^S, e_1^S)]. \quad (6)$$

- **Operator application (+, -, ×, ÷):** One operation pops two elements from the top of the stack, which contains two tuples, (v_i, e_i) and (v_j, e_j) , and then the associated symbolic operation, $v_k = v_i \diamond v_j$, is recorded, where $\diamond \in \{+, -, \times, \div\}$ depending on the chosen operation. Also, a semantic transformation

function f_{OP} for that operation is invoked, which generates the semantic representation of v_k by transforming semantic representations of v_i and v_j to $e_k = f_{\diamond}(e_i, e_j)$. Therefore, after an OP is applied to the stack specified in (3), the stack state becomes

$$S = [(v_r^S \diamond v_{r-1}^S, f_{\diamond}(e_r^S, e_{r-1}^S)), (v_{r-2}^S, e_{r-2}^S), \dots, (v_1^S, e_1^S)] \quad (7)$$

- **Equal operation:** When equal operation is chosen, it implies that an equation is completed. This operation pops 2 tuples from the stack, $(v_i, e_i), (v_j, e_j)$, and then $v_i = v_j$ is recorded. If one of them is an unknown variable, the problem is solved. Therefore, after an OP is applied to the stack specified in (3), the stack state becomes

$$S = [(v_{r-2}^S, e_{r-2}^S), \dots, (v_1^S, e_1^S)]. \quad (8)$$

To enable model to automatically select the suitable operations and learn the semantics of the transformed information, the proposed operation selector, operand selector and semantic transformer are detailed below. Figure 3 illustrates an example decoding process.

3.2.2 Operation Selector

The operation selector is to select which operation to use at this time step based on the current state shown in red. In the selector, an LSTM (Hochreiter and Schmidhuber, 1997) is applied. First, we define the current state r_t as

$$r_t = [h_t^D; s_t; q_t]. \quad (9)$$

- h_t^D is the output of an LSTM:

$$h_t^D, c_t^D = \text{LSTM}(h_{t-1}^D, c_{t-1}^D, \text{res}_{t-1}), \quad (10)$$

and res_{t-1} is the result of the previous operation. This part is similar to the seq2seq

model (Sutskever et al., 2014), where the previous result is fed to the LSTM and its state is updated. If the previous operation o_{t-1} is push, then res_{t-1} is the semantic representation pushed into the stack. If the previous operation o_{t-1} is applying an operator \diamond , then res_{t-1} is the semantic representation of the top element in the stack, which is generated by f_\diamond as specified in (7).

- s_t is the stack status. We observe that some operators are only applicable to certain combinations of operand semantics, which is similar to the type system in programming languages. For example, operating multiplication is applicable to the combination of *quantity of an item* and *price of an item*, while addition is not. Considering that semantic representations of operands can guide which operation to apply, the representations in the stack are used as the input for the operator selector. Here we only consider the semantic representations of the stack’s top 2 elements at the time $t - 1$, because all math operators supported here (+, −, ×, ÷) are binary operators:

$$s_{t-1} = [e_r^S; e_{r-1}^S] \quad (11)$$

- q_t incorporates problem information in the decision. It is believed that attention mechanism (Luong et al., 2015) can effectively capture dependency for longer distance. Thus, the attention mechanism over the encoding problem h_1^E, h_2^E, \dots is used:

$$q_t = \sum_{i=1}^m \alpha_i h_i^E, \alpha_i = \frac{\exp(s_i)}{\sum_j \exp(s_j)}, \quad (12)$$

$$s_i = v_d^T \tanh(W_d^T [h_t^D; h_i^E] + b_d). \quad (13)$$

In order to model the dynamic features for different decoding step, a gating mechanism is proposed.

$$r_t^{opn} = [g_{t,1}^{opn} \cdot h_t^D; g_{t,2}^{opn} \cdot s_t; g_{t,3}^{opn} \cdot q_t], \quad (14)$$

where $g_t^{opn} \in [0, 1]^3$ generated by a linear transformation of r_t :

$$g_t^{opn} = \sigma(W^{opn} \cdot r_t), \quad (15)$$

where σ is a sigmoid function and W^{opn} is a parameter matrix.

Then the probability of the operation o_t is calculated as

$$\begin{aligned} P(o_t | \{o_i\}_{i=1}^{t-1}, \{w_i\}_{i=1}^m) & \quad (16) \\ & = \text{OperatorSelector}(r_t^{opn}) \\ & = \text{softmax}(\text{MLP}(r_t^{opn})), \end{aligned}$$

where MLP is a multi-layer perceptron with one hidden layer, and ReLU is used as the activation function of the hidden layer.

3.2.3 Operand Selector

When the operation selector has decided to push an operand, the operand selector aims at choosing which operand to push. The operand candidates e include constants provided in the problem text whose semantic representations are $e_1^c, e_2^c, \dots, e_n^c$, unknown variable whose semantic representation is e^x , and two constants 1 and π whose semantic representations are e^1, e^π :

$$e = [e_1^c, e_2^c, \dots, e_n^c, e^1, e^\pi, e^x]. \quad (17)$$

An operand has both symbolic and semantic representations, but the selection focuses on its semantic meaning; this procedure is the same as what human does when solving math word problems.

Inspired by addressing mechanisms of neural Turing machine (NTM) (Graves et al., 2014), the probability of choosing the i -th operand candidate is calculated via the attention mechanism of r_t over the semantic representations of the operand candidates:

$$\begin{aligned} P(i_t | \{o_i\}_{i=1}^{t-1}, \{w_i\}_{i=1}^m) & \quad (18) \\ & = \text{OperandSelector}(r_t^{opd}) \\ & = \text{softmax}(a_{t,i}), \end{aligned}$$

$$a_{t,i} = v_{opd}^T \tanh(W_{opd}^T [r_t^{opd}; e_i] + b_{opd}), \quad (19)$$

and r_t^{opd} is generated via the gated-mechanism same as (14) but with different learned parameters W^{opd} instead of W^{opn} .

3.2.4 Semantic Transformer

A semantic transformer is proposed to generate the semantic representation of a new symbol resulted from applying the operation, which provides the capability of interpretation and reasoning for the target task. The transformed semantics is illustrated in purple in Figure 3. Each operator corresponds to a transformer due to its own semantic

meaning. The semantic transformer for an operator $\diamond \in \{+, -, \times, \div\}$ transforms semantic representations of two operands e_1, e_2 into

$$f_\diamond(e_1, e_2) = \tanh(U_\diamond \text{ReLU}(W_\diamond[e_1; e_2] + b_\diamond) + c_\diamond), \quad (20)$$

where $W_\diamond, U_\diamond, b_\diamond, c_\diamond$ are parameters to learn. Semantic transformers for different operators have different parameters in order to model different transformations. For example, we cannot expect the meaning “price of one pen *times* number of pens Tom bought” is same as “price of one pen *add* number of pens Tom bought”, where the latter one is meaningless. Note that \tanh is used here is for preventing the representation from exploding for longer equations where transformations are applied multiple times.

3.3 Training

Both operator selection and operand selection can be trained in a fully supervised way by giving problems and associated ground truth equations. Because the equation is generated with operations for the stack, the equation is first transformed into postfix. Let the postfix representation of the target equation be $y_1, \dots, y_t, \dots, y_l$, where y_t can be either an operator ($+, -, \times, \div, =$) or a target operand. Then for each time step t , the loss can be computed as

$$L(y_t) = \begin{cases} L_1(\text{push_op}) + L_2(y_t) & y_t \text{ is an operand} \\ L_1(y_t) & \text{otherwise} \end{cases}$$

where L_1 is the operation selection loss and L_2 is the operand selection loss defined as

$$L_1(y_t) = -\log P(o_t = y_t \mid \{o_i\}_{i=1}^{t-1}, \{w_i\}_{i=1}^m),$$

$$L_2(y_t) = -\log P(i_t = y_t \mid r_t).$$

The whole training process is to minimize the total loss for the whole equation, $\sum_{t=1}^l L(y_t)$.

3.4 Inference

When performing inference, at each time step t , the operation with the highest probability $P(o_t \mid \{o_i\}_{i=1}^{t-1}, \{w_i\}_{i=1}^m)$ is chosen. If the chosen operation is a push operation, the operand with the highest probability $P(i_t \mid \{o_i\}_{i=1}^{t-1}, \{w_i\}_{i=1}^m)$ is chosen. When the stack has less than 2 elements, the probability of applying operator $+, -, \times, \div, =$ would be masked out to prevent illegal operations, so that all generated equations must be legal math

expressions. The decoder decodes until the unknown variable can be solved. After the equations are generated, a Python package SymPy is used to solve the unknown variable. The inference procedure example is illustrated in Figure 3. The detailed algorithm can be found in Algorithm 1 of Appendix.

4 Experiments

To evaluate the performance of the proposed model, we conduct the experiments on the benchmark dataset and analyze the learned semantics from the model.

4.1 Settings

The experiments are benchmarked on the dataset Math23k (Wang et al., 2017), which contains 23,162 math problems with annotated equations. Each problem can be solved by a single-unknown-variable equation and only uses operator $+, -, \times, \div$. Also, except π and 1, quantities in the equation can be found in the problem text. There are also other large scale datasets like Dolphin18K (Shi et al., 2015) and AQuA (Ling et al., 2017), which are composed with 18,460 and 100,000 math word problems respectively. The reasons why not evaluating on these two datasets are 1) Dolphin18k contains some unlabeled math word problems and some incorrect labels, and 2) AQuA contains rational for solving the problems, but the equations in the rational are not formal (e.g. mixed with texts, using x to represent \times , etc.) and inconsistent. Therefore, the following experiments are performed and analyzed using Math23K, the only large scaled, good-quality dataset.

4.2 Results

The results are shown in Table 1. The retrieval-based methods compare problems in test data with problems in training data, and choose the most similar one’s template to solve the problem (Kushman et al., 2014; Upadhyay and Chang, 2017). The classification-based models choose equation templates by a classifier trained on the training data. Their performance are reported in Robaidek et al.. The seq2seq and hybrid models are from Wang et al., where the former directly maps natural language into symbols in equations, and the latter one ensembles prediction from a seq2seq model and a retrieval-based model. The ensemble

Model		Accuracy
Retrieval	Jaccard	47.2%
	Cosine	23.8%
Classification	BLSTM	57.9%
	Self-Attention	56.8%
Generation	Seq2Seq w/ SNI	58.1%
	Proposed Word-Based	65.3%
	Proposed Char-Based	65.8%
Hybrid	Retrieval + Seq2Seq	64.7%

Table 1: 5-fold cross validation performance on Math23K.

is the previous state-of-the-art results of Math23K.

Our proposed end-to-end model belongs to the generation category, and the single model performance achieved by our proposed model is new state-of-the-art ($> 65\%$) and even better than the hybrid model result (64.7%). In addition, we are the first to report character-based performance on this dataset, and the character-based results are slightly better than the word-based ones. Among the single model performance, our models obtain about more than 7% accuracy improvement compared to the previous best one (Wang et al., 2017).

The difference between character- and word-based models describes the importance of how to segment words in a sentence. Unlike words in English are separated by spaces, there is no spaces between Chinese words in a sentence. Although Math23k provides problem texts with word boundaries, some incorrect segmentations may result in noises and hinder the semantic representation learning. Therefore, we simply treat each Chinese character as the input token in the character-based model, and allow our model automatically learn the semantic representations for the text spans. The empirical results show that our model is capable of learning the relatively accurate semantic representations without the word boundaries and achieves better performance.

4.3 Ablation Test

To better understand the performance contributed by each proposed component, we perform a series of ablation tests by removing components one by one and then checking the performance by 5-fold validation. Table 2 shows the ablation results.

4.3.1 Char-Based v.s. Word-Based

As reported above, using word-based model instead of character-based model only causes 0.5%

Model	Accuracy
Char-Based	65.8%
Word-Based	65.3%
Word-Based – Gate	64.1%
Word-Based – Gate – Attention	62.5%
Word-Based – Gate – Attention – Stack	60.1%
Word-Based – Semantic Transformer	64.1%
Word-Based – Semantic Representation	61.7%

Table 2: 5-fold cross validation performance of ablation test.

performance drop. To fairly compare with prior word-based models, the following ablation tests are performed on the word-based approach.

4.3.2 Word-Based – Gate

To check the benefit of the gating mechanism used in the input of both OperationSelector and OperandSelector, the experiment of removing the gating mechanism is conducted. Specifically, we use r_t instead of r_t^{opn} and r_t^{opr} for the input of both OperationSelector and OperandSelector. Table 2 shows that without the gating mechanism degrades the accuracy about 1.2%, demonstrating the importance of the proposed gates.

4.3.3 Word-Based – Gate – Attention

Considering that the prior generation-based model (seq2seq) did not use any attention mechanism, we compare the models with and without the attention mechanism. Removing attention means excluding q_{t-1} in (9), so the input of both operator and operand selector becomes $r_t = [h_t^D; s_t]$. The result shows that removing the attention mechanism causes accuracy drop of 1.6%. Note that our model without attention (62.5%) still outperforms the prior single model performance (58.1%), implying that our model is not better than previous models solely because of the attention.

4.3.4 Word-Based – Gate – Attention – Stack

To check the effectiveness of the stack status (s_t in (9)), the experiments of removing the stack status from the input of both operator and operand selectors ($r_t = h_t^D$) are conducted. We find that excluding the stack status causes 2.4% accuracy drop, which is even more than the drop for attention. Therefore, the results well justify our idea of choosing operations based on semantic meanings of operands. Note that even if the stack status

is not considered when choosing operations, the stack in the decoder still plays an important role because the previous return passing to the decoder (res_{t-1} in (10)) is transformed from top elements in the stack. That may be the reason why our model still outperforms the previous single models even when both attention and stack status are not used to choose operations. This demonstrates the significant importance of the proposed stack status in the model.

4.3.5 Word-Based – Semantic Transformer

To validate the effectiveness of the idea that views an operator as a semantic transformer, we modify the semantic transformer function of the operator \diamond into $f_\diamond(e_1, e_2) = e_\diamond$, where e_\diamond is a parameter to learn and is different for each operator. That is, for the operand with any semantic representations $e_1, e_2, \text{ret}_t = e_\diamond$. Therefore, e_\diamond acts like the embedding of the operator \diamond , and the decoding process is more like a general seq2seq model. We find that such ablation cause the accuracy to drop 1.2%, showing that the semantic transformer in the original model encodes not only the last operator applied on the operands but other information that helps the selectors.

4.3.6 Word-Based – Semantic Representation

To explicitly evaluate the effectiveness of operands’ semantic representations, we rewrite semantic representation of the i -th operand in the problem texts from (2) to $e_i^c = b_i^c$, where b_i^c is a parameter. Thus for every problem, the representation of the i -th operand is identical, even though their meanings in different problems may be different. This modification assumes that no semantic information is captured by b_i^c , which can merely represent a symbolic placeholder in an equation. Because the semantic transformer is to transform the semantic representations, applying this component is meaningless. Here the semantic transformer is also replaced with $f_\diamond(e_1, e_2) = e_\diamond$ as the setting of the previous ablation test. The results show that the model without using semantic representations of operands causes a significant accuracy drop of 3.5%. The main contribution of this paper about modeling semantic meanings of symbols is validated and well demonstrated here.

5 Qualitative Analysis

To further analyze whether the proposed model can provide interpretation and reasoning, we visualize the learned semantic representations of constants to check where the important cues are,

5.1 Constant Embedding Analysis

To better understand the information encoded in the semantic representations of constants in the problem, a self-attention is performed when their semantic representations are extracted by the encoder. Namely, we rewrite (2) as

$$e_i^c = \sum_{t=1}^m \alpha_t h_t^E, \alpha_t = \frac{\exp(s_t)}{\sum_{l=1}^m \exp(s_l)}, \quad (21)$$

and s_t is the similarity between LSTM output at time step t and the constant’s position p_i :

$$s_t = v^T \tanh(W^T [h_t^E; h_{p_i}^E] + b). \quad (22)$$

Then we check the trained self-attention map (α_t) on the validation dataset.

For some problems, the self-attention that generates semantic representations of constants in the problem concentrates on the number’s quantifier or unit, and sometimes it also focuses on informative verbs, such as “gain”, “get”, “fill”, etc., in the sentence. For example, Figure 4 shows the attention weights for an example math word problem, where lighter colors indicate higher weights. The numbers “58” and “6” focus more on the quantifier-related words (e.g. “every” and “how many”), while “9” pays higher attention to the verb “fill”. The results are consistent with those hand-craft features for solving math word problems proposed by the prior research (Hosseini et al., 2014; Roy and Roth, 2015; Roy et al., 2015). Hence, we demonstrate that the automatically learned semantic representations indeed capture critical information that facilitates solving math word problems without providing human-crafted knowledge.

5.2 Decoding Process Visualization

We visualize the attention map (q_t in (13)) to see how the attention helps the decoding process. An example is shown in the top of Figure 5, where most attention focuses on the end of the sentence. Unlike the machine translation task, the attention shows the word-level alignment between source and target language, solving math word problems

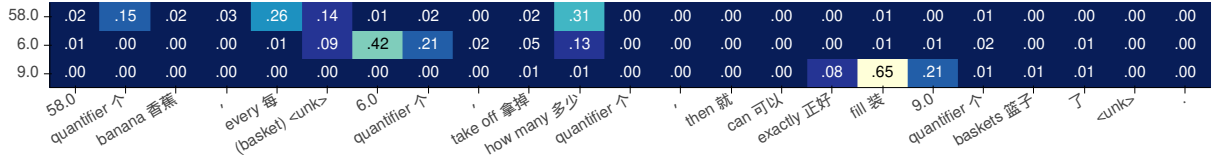


Figure 4: The self-attention map visualization of operands’ semantic expressions for the problem “There are 58 bananas. Each basket can contain 6 bananas. How many bananas are needed to be taken off such that exactly 9 baskets are filled?”.

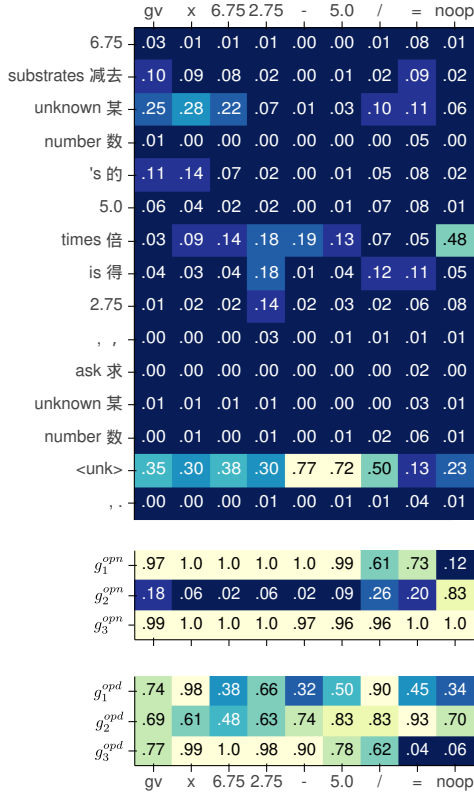


Figure 5: Word attention and gate activation (g_1^{opn} and g_2^{opd}) visualization when generating operations for the problem “6.75 deducting 5 times of an unknown number is 2.75. What is the unknown number?”, where the associated equation is $x = (6.75 - 2.75) \div 5$. Note that g_2^{opd} is meaningful only when the t -th operation is push_op.

requires high-level understanding due to the task complexity.

To further analyze the effectiveness of the proposed gating mechanisms for operations and operands, the activation of gates g_1^{opn} , g_2^{opn} at each step of the decoding process is shown in the bottom of Figure 5. It shows that most of time, the gate activation is high, demonstrating that the proposed gating mechanisms play an important role during decoding. We also observe a common phenomenon that the activation g_2^{opn} , which controls how much attention the operation selector puts on

the stack state when deciding an operation, is usually low until the last “operator application” operation. For example, in the example of Figure 5, g_2^{opn} is less than 0.20 till the last argument selection operation, and activates when deciding the *division operator application* (\div) and the *equal operation* ($=$). It may result from the higher-level semantics of the operand $(6.75 - 2.75)$ on the stack when selecting the operation *division operator application* (\div). In terms of activation of g_2^{opd} , we find that the three features are important for most of the time, demonstrating the effectiveness of the proposed mechanisms.

6 Conclusion

We propose an end-to-end neural math solver using an encoder-decoder framework that incorporates semantic representations of numbers in order to generate mathematical symbols for solving math word problems. The experiments show that the proposed model achieves a state-of-the-art performance on the benchmark dataset, and empirically demonstrate the effectiveness of each component in the model. In sum, the proposed neural math solver is designed based on how human performs reasoning when writing equations, providing better interpretation without the need of labeled rationals.

References

Alex Graves, Greg Wayne, and Ivo Danihelka. 2014. Neural Turing machines. *arXiv preprint arXiv:1410.5401*.

Sepp Hochreiter and Jürgen Schmidhuber. 1997. Long short-term memory. *Neural Computation*, 9(8):1735–1780.

Mohammad Javad Hosseini, Hannaneh Hajishirzi, Oren Etzioni, and Nate Kushman. 2014. Learning to solve arithmetic word problems with verb categorization. In *Proceedings of the 2014 Conference on*

- Empirical Methods in Natural Language Processing*, pages 523–533.
- Armand Joulin, Edouard Grave, Piotr Bojanowski, Matthijs Douze, H erve J egou, and Tomas Mikolov. 2016. Fasttext.zip: Compressing text classification models. *arXiv preprint arXiv:1612.03651*.
- Diederik P. Kingma and Jimmy Ba. 2014. Adam: A method for stochastic optimization. *CoRR*, abs/1412.6980.
- Rik Koncel-Kedziorski, Hannaneh Hajishirzi, Ashish Sabharwal, Oren Etzioni, and Siena Dumas Ang. 2015. Parsing algebraic word problems into equations. *TACL*, 3:585–597.
- Nate Kushman, Luke Zettlemoyer, Regina Barzilay, and Yoav Artzi. 2014. Learning to automatically solve algebra word problems. In *Proceedings of the 52nd Annual Meeting of the Association for Computational Linguistics, ACL 2014*, pages 271–281.
- Wang Ling, Dani Yogatama, Chris Dyer, and Phil Blunsom. 2017. Program induction by rationale generation: Learning to solve and explain algebraic word problems. In *Proceedings of the 55th Annual Meeting of the Association for Computational Linguistics, ACL 2017*, pages 158–167.
- Thang Luong, Hieu Pham, and Christopher D. Manning. 2015. Effective approaches to attention-based neural machine translation. In *Proceedings of the 2015 Conference on Empirical Methods in Natural Language Processing*, pages 1412–1421.
- Sourav Mandal and Sudip Kumar Naskar. 2019. Solving arithmetic mathematical word problems: A review and recent advancements. In *Information Technology and Applied Mathematics*, pages 95–114. Springer.
- Purvanshi Mehta, Pruthwik Mishra, Vinayak Athavale, Manish Shrivastava, and Dipti Misra Sharma. 2017. Deep neural network based system for solving arithmetic word problems. In *Proceedings of the IJCNLP 2017*, pages 65–68.
- Benjamin Robaidek, Rik Koncel-Kedziorski, and Hannaneh Hajishirzi. 2018. Data-driven methods for solving algebra word problems. *CoRR*, abs/1804.10718.
- Subhro Roy and Dan Roth. 2015. Solving general arithmetic word problems. In *Proceedings of the 2015 Conference on Empirical Methods in Natural Language Processing, EMNLP 2015, Lisbon, Portugal, September 17-21, 2015*, pages 1743–1752.
- Subhro Roy and Dan Roth. 2018. Mapping to declarative knowledge for word problem solving. *TACL*, 6:159–172.
- Subhro Roy, Shyam Upadhyay, and Dan Roth. 2016. Equation parsing : Mapping sentences to grounded equations. In *Proceedings of the 2016 Conference on Empirical Methods in Natural Language Processing, EMNLP 2016, Austin, Texas, USA, November 1-4, 2016*, pages 1088–1097.
- Subhro Roy, Tim Vieira, and Dan Roth. 2015. Reasoning about quantities in natural language. *TACL*, 3:1–13.
- Shuming Shi, Yuehui Wang, Chin-Yew Lin, Xiaojiang Liu, and Yong Rui. 2015. Automatically solving number word problems by semantic parsing and reasoning. In *Proceedings of the 2015 Conference on Empirical Methods in Natural Language Processing, EMNLP 2015*, pages 1132–1142.
- Ilya Sutskever, Oriol Vinyals, and Quoc V. Le. 2014. Sequence to sequence learning with neural networks. In *Advances in Neural Information Processing Systems 27: Annual Conference on Neural Information Processing Systems 2014*, pages 3104–3112.
- Shyam Upadhyay and Ming-Wei Chang. 2017. Annotating derivations: A new evaluation strategy and dataset for algebra word problems. In *Proceedings of the 15th Conference of the European Chapter of the Association for Computational Linguistics*, pages 494–504.
- Shyam Upadhyay, Ming-Wei Chang, Kai-Wei Chang, and Wen-tau Yih. 2016. Learning from explicit and implicit supervision jointly for algebra word problems. In *Proceedings of the 2016 Conference on Empirical Methods in Natural Language Processing*, pages 297–306.
- Lei Wang, Dongxiang Zhang, Lianli Gao, Jingkuan Song, Long Guo, and Heng Tao Shen. 2018. MathDQN: Solving arithmetic word problems via deep reinforcement learning. In *Proceedings of the Thirty-Second AAAI Conference on Artificial Intelligence*.
- Yan Wang, Xiaojiang Liu, and Shuming Shi. 2017. Deep neural solver for math word problems. In *Proceedings of the 2017 Conference on Empirical Methods in Natural Language Processing*, pages 845–854.

A Algorithm Detail

The training and inference procedures are shown in Algorithm 1.

Algorithm 1 Training and Inference

```
function SOLVEPROBLEM(problem.text)
   $v \leftarrow \text{ExtractConstants}(\text{problem.text})$ 
   $\triangleright v$  is a list of constants in the problem.
   $h^E, h_0^D, c_0^D, E \leftarrow \text{Encoder}(\text{problem.text})$ 
   $S \leftarrow \text{Stack}()$ 
   $\text{ret}, \text{loss}, t, \text{equations} \leftarrow \text{padding}, 0, 1, \{\}$ 
  while not solvable(equations) do
     $h_t^D \leftarrow \text{LSTM}(h_{t-1}, c_{t-1}, \text{ret})$ 
     $s_t \leftarrow S.\text{get\_top}2()$ 
     $h^E \leftarrow \text{Attention}(h_{t-1}, h^E)$ 
     $r_t \leftarrow [h_t, s_t, h^E]$ 
     $p_{opn} \leftarrow \text{OperationSelector}(r_t)$ 
     $p_{opd} \leftarrow \text{OperandSelector}(r_t)$ 
    if training then
       $\triangleright$  Target equation  $y$  is available when training.
      if  $u_t$  is operand then
         $o_t \leftarrow \text{push\_op}$ 
         $i_t \leftarrow y_t$ 
         $\text{loss} \leftarrow \text{loss} + L_2$ 
      else
         $o_t \leftarrow y_t$ 
         $\text{loss} \leftarrow \text{loss} + L_1$ 
      end if
    end if
    else
       $o_t \leftarrow \arg \max p_{operation}$ 
      if  $o_t = \text{push\_op}$  then
         $i_t = \arg \max p_{operand}$ 
      end if
    end if
    if  $o_t = \text{gen\_var}$  then
       $e^x \leftarrow \text{GenVar}(h_t^D, h^E)$ 
       $\text{ret} \leftarrow e^x$ 
    else if  $o_t = \text{push\_op}$  then
       $S.\text{push}(v_{i_t}, e_{i_t})$ 
       $\text{ret} \leftarrow e^x$ 
    else if  $o_t \in \{+, -, \times, \div\}$  then
       $(v_a, e_a), (v_b, e_b) = S.\text{pop}(), S.\text{pop}()$ 
       $S.\text{push}(v_a o_t v_b, f_{o_t}(e_a, e_b))$ 
       $\text{ret} \leftarrow f_{o_t}(e_a, e_b)$ 
    else if  $o_t = \text{equal\_op}$  then
       $(v_a, e_a), (v_b, e_b) = S.\text{pop}(), S.\text{pop}()$ 
       $\text{equations} = \text{equations} \cup "v_a = v_b"$ 
       $\text{ret} \leftarrow S.\text{top}()$ 
    end if
  end while
  return solve(equations)
end function
```

fore inputting the decoder LSTM, before the operation selector and after the hidden layer of the operation selector and attention. The reported accuracy is the result of 5-fold cross-validation, same as Wang et al. for fair comparison.

B Hyperparameter Setup

The model is trained with the optimizer adam (Kingma and Ba, 2014), and the learning rate is set to 0.001. Pretrained embeddings using FastText (Joulin et al., 2016) are adopted. The hidden state size of LSTM used in the encoder and decoder is 256. The dimension of hidden layers in attention, semantic transformer and operand/operation selector is 256. The dropout rate is set as 0.1 be-