

A Concurrent Unbounded Wait-Free Graph

Sathya Peri, Chandra Kiran Reddy, Muktikanta Sa

Department of Computer Science & Engineering
 Indian Institute of Technology Hyderabad, India
 {sathya_p, cs15btech11012, cs15resch11012}@iith.ac.in

Abstract

In this paper, we propose a concurrent non-blocking unbounded directed graph (for shared memory architecture) that is concurrently being updated by threads adding/deleting vertices and edges. All the operations of the algorithm are wait-free in nature. We extend the wait-free list implementation of concurrent set for achieving this. We have compared the performance of the proposed concurrent data-structure with coarse-grained, hand-over-hand, fine-grained locking and lock-free implementation and achieves significant improvement. We also extended our implementation using fast-path-slow-path based on the algorithm proposed by Timnat et al.

Keywords: concurrent data structure; lazy-list; directed graph; locks, lock-free, wait-free; fast-path-slow-path;

1 Introduction

A graph represents pairwise relationships between objects along with their properties. Due to their usefulness, graphs are being used in various fields like genomics various kinds of networks such as social, semantic etc. Generally, these graphs are very *large* and *dynamic* in nature. Dynamic graphs are the one's which are subjected to a sequence of changes like insertion, deletion of vertices and/or edges [2]. Online social networks (facebook, linkedin, google+, twitter, quora, etc.), are dynamic in nature with the users and the relationships among them changing over time.

In this paper, we develop a concurrent non-blocking unbounded directed graph (for shared memory architecture) that is concurrently being updated by threads adding/deleting vertices and edges while ensuring linearizability [7]. We show experimental analysis of the concurrent graph structure under varying workload distributions which demonstrate the concurrency obtained against different locking and lock-free strategies. The algorithm we designed for the concurrent graph data structure [1] is based on the wait-free implementation proposed by Timnat et al. [13]. Our implementation is not a straight forward extension to wait-free list implementation but has several non-trivial additions. This can be seen from the linearization points of edge methods which lie outside their method and depend on other concurrently executing graph methods. Moreover we believe the design of the graph data-structure is such that it can help identify other useful properties on graph such as reachability, cycle detection, shortest path, minimum spanning tree, etc.

Our main contribution of this paper is a practical, linearizable, wait-free unbounded directed graph. Also we have designed fast-path-slow-path algorithm based on [13].

2 The Graph Data-structure

In this section, we describe the graph data-structure based on [1]. It is based on the adjacency list representation. Hence, it is implemented as a collection (list) of vertices wherein each vertex in turn holds a list of vertices to which it has outgoing edges.

The problem addressed in this paper is as follows: A concurrent directed graph $G = (V, E)$, which is dynamically being modified by a fixed set of concurrent threads. In this setting, threads may perform insertion / deletion of vertices or edges to the graph.

The data structure, we consider a *shared-memory system* consisting of a finite set of *processors* accessed by a finite set of *threads* that run in a completely asynchronous manner. The threads communicate with each other by invoking operations on shared objects and getting corresponding responses. The pointers and other fields of the various nodes are implemented by the shared objects. The system supports atomic `read`, `write`, `fetch-and-add` (FAA) and `compare-and-swap` (CAS) instructions.

The structures of the `VNode` and `ENode` are given in Figure 1 similar as [1]. A `VNode` consists of two pointers `vnext` and `enext` in addition to an immutable key `val`. `vnext` points to the next `VNode` in the vertex-list, whereas, `enext` points to the head of the edge-list. In the edge-list, an `ENode` a pointer `enext` points to the next `ENode` in the edge-list in addition to an immutable key field `val`. We assume that all the vertices have unique identification key (captured by `val` field).

Our wait-free concurrent graph data-structure supports six major operations like [1]: `WFADDVERTEX`, `WFRMOVEVERTEX`, `WFCONTAINSVERTEX`, `WFADDEDGE`, `WFRMOVEEDGE` and `WFCONTAINSEDGE`. The helping mechanism is required like [4, 9, 13, 15] to achieve the wait-freedom. So our graph data-structure uses helping mechanism for all six methods. Before starting to execute a method, a thread starts invoking a special state array we called it as an *Operation Descriptor Array*(ODA) same as Timnat et al. [13]. This ODA is shared among all the threads and can view the details of the method it is executing. Once a method is published, all other threads can try to help it for execution. When the method completed it's execution, the result is reported to the ODA, by doing a `CAS`, which substitutes the old existing operation descriptor with the new one.

```

class VNode {
    int val; // immutable key field
    VNode vnext; // atomic refe., pointer to the next VNode
    ENode enext; // atomic ref., pointer to the edge-list
}
class ENode {
    int val; // immutable key field
    ENode enext; // atomic ref., pointer to the next ENode
}

```

Figure 1: Structure of `ENode` and `VNode`.

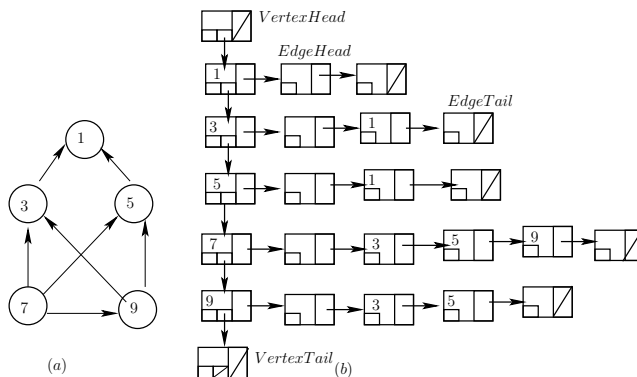


Figure 2: (a) A directed Graph (b) The concurrent graph data structure representation for (a).

2.1 Graph Methods and Sequential Specification

In this section, we describe the operations exported by the concurrent directed graph data-structure along with their sequential specification. The specification as the name suggests shows the behavior of the graph when all the operations are invoked sequentially.

1. The `WFADDVERTEX(u)` method adds a vertex u to the graph, returns `success` if the key is not present earlier otherwise it returns `failure`.
2. The `WFRMOVEVERTEX(u)` method deletes vertex u from the graph, if it is present in the graph and returns `success`. If the vertex is not in the graph, it returns `failure`.

3. The `WFCONTAINSVERTEX(u)` returns **success**, if the graph contains the vertex u ; otherwise returns **failure**.
4. The `WFADDEGE(u, v)` method adds a directed edge (u, v) to the graph if the edge (u, v) is not present earlier in the graph and returns **success**. If either of the vertices u or v is not present or the edge (u, v) is already in the graph, it returns **failure**.
5. The `WFRMOVEEDGE(u, v)` method deletes the directed edge (u, v) from the graph if it is present earlier and returns **success**. If either of the vertices u or v is not present or the edge (u, v) is not present in the graph, it returns **failure**.
6. The `WFCONTAINSEDGE(u, v)` returns **success**, if the graph contains the edge (u, v) ; If either of the vertices u or v or the edge (u, v) is not present in the graph, it returns **failure**.
7. The `HELPGRAPHDS($phase$)` method ensures that each thread completes its own operation and helps in completing all the pending operations with lower **phase** numbers.

Each of the method will get a new **phase** number and post their operation in `ODA` and invoke `HELPGRAPHDS($phase$)` method. All the helping methods check if their **phase** is same as the threads **phase** in `ODA`, else they return **failure**.

3 The Graph Algorithm

In this section, we describe the details implementation of the concurrent graph structure and the working of the operations. We represent the graph using adjacency list representation, which is a list of linked lists as illustrated in the Figure 2. The underlying adjacency list implementation is an adaptation of the lock-free [4] and wait-free [13] based concurrent linked-list. All the fields in the structure are declared atomic. This ensures that operations on these variables happen atomically. In the context of a particular application, the node structure can be easily modified to carry useful data (like weights etc). We defined all the pseudo code used concurrent graph data structure from the Algorithm 1-12 in the paper by Chatterjee et al. [1].

3.1 High-level Overview of the data-structure and Algorithm

In this section we provide an overview of the design wait-free graph data structure. It is based on the adjacency list representation. Hence, it is implemented as a collection (list) of vertices wherein each vertex in turn holds a list of vertices to which it has outgoing edges. The implementation is a linked list of `VNode` and `ENode` as shown in the Table 1. The implementation of each of these lists are based on the non-blocking list implementation of the a concurrent-set [3, 5, 8, 10, 12, 14, 16, 17].

The `ENode` class has three fields. The *val* field is the key value of the $edge(u, v)$ (edge from u to v), stores the key value of v . The edge nodes are sorted in order of the *val* field. This helps efficiently detect when a `ENode` is absent in the edge list. The *enext* pointer in each node can be marked using a special *marked bit*, to signify that the entry in the node is logically deleted.

The *marked* field is of type boolean which indicates whether that `ENode` is in the edge list or not. The *enext* field is a reference to the next `ENode` in the edge list.

Similarly, the `VNode` class has five fields. The *val* field is the key value of the vertex u . The vertex nodes are sorted in the order of the *val* field which helps detect presence/absence of a `VNode` in the vertex list (like the the sorted `ENode` list). The *marked* field is a boolean marked field indicating whether that `VNode` is in the vertex list or not. The *vnext* field is a reference to the next `VNode` in the vertex list. The `EdgeHead` field is a sentinel `ENode` at the start of the each edge list for each `VNode` has the smallest possible key value $(-\infty)$. The `EdgeTail` field is sentinel `ENode` at the end of the each edge list has the largest possible key value $(+\infty)$.

We assume the *enext* and *marked* are treated as a single atomic unit: any attempt to update the *enext* field when the *marked* field is true will fail. Similarly, the *vnext* and *marked* fields of a `VNode` are treated as a single atomic unit.

Our wait-free concurrent graph data-structure supports six major operations: `ADDVERTEX`, `REMOVEVERTEX`, `CONTAINSVERTEX`, `ADDEGE`, `REMOVEEDGE` and `CONTAINSEDGE`. All of these operations are helped

by their unique supporting methods which in turn make them to run in wait-free manner. The non-blocking list algorithm uses the same abstraction map as the lazy list algorithm: a key is in the set if, and only if it is in an unmarked reachable node from the `VertexHead`.

Our algorithms are in pseudo-code on a mix of c++ and JAVA and designed for execution on a shared-memory multi-processor with fixed number of threads, the system supports atomic *read*, *write* and *compare-and-swap(CAS)* operations.

As stated earlier our graph data-structure uses helping mechanism for all six methods to achieve the wait-freedom. So, before starting to execute a method, a thread starts invoking a special state array we called it as an *Operation Descriptor Array(ODA)* same as Timnat et. al. [14]. This ODA is shared among all the threads and can view the details of the method it is executing. Once a method is published, all other threads can try to help it for execution. When the method completed it's execution, the result is reported to the ODA, by doing a CAS, which substitutes the old existing operation descriptor with the new one.

We also maintain an ODA for each thread. The ODA entry for each thread describes its current state. And it's class is defined in the Table 1. The *ODA* class has seven fields, a phase field *phase*(phase number of the operation), the *OpType* field signifying which operation is currently being executed by this thread, a pointer to a vnode denoted *vn*, pointer to two enode denoted *en1* and *en2*, which serve the insert and delete operations, *EWindow* for searching result of enode denoted *ESearchResult* a pair of pointers (*prev*, *curr*) for recording the result of a search operation for any enode and *VWindow* for searching result of vnode denoted *VSearchResult* a pair of pointers (*prev*, *curr*) for recording the result of a search operation for any vnode. We also maintain an array with type *ODA* named *state*.

3.2 The Vertex Methods

The `WFADDVERTEX(u)` method starts by posting its operation on `ODA` array. The thread calls `HELPGRAPHDS(phase)` to invoke the helping mechanism. The thread traverses `ODA` array and helps all pending operations try to complete its own operations. In the next step the same thread(or a helping thread) enters `HELPADDVERTEX(phase)` and verifies the `phase` number and type of operation `opType`, if they match the thread will invoke `HELPLOCATEVERTEX(phase)` to traverse the vertex list until it finds a vertex with its key greater than or equal to *u*, say *ucurr* and it's predecessor, say *upred*. If the *ucurr* holds a *val* equal to the *u* the vertex to be added, then it returns the **failure**. Otherwise the vertex should be inserted between *ucurr* and *upred*. This is done by first updating the new `VNode`'s `vnext` pointer to point to the *ucurr*, and then updating the *upred*'s `vnext` to point to it. The later one is done using a `CAS` to prevent the race condition and any failure of the `CAS` will cause the operation to restart from the `HELPLOCATEVERTEX` method. Finally, when the new `VNode` has been added, the `WFADDVERTEX` returns **success**. After the operation completes `HELPADDVERTEX(phase)` will update the `ODA` to **success** or **failure**.

The `WFREMOVEVERTEX(u)` starts by posting its operation on `ODA` array like `WFADDVERTEX`. The thread calls `HELPGRAPHDS(phase)` to invoke the helping mechanism. The thread traverses `ODA` array and helps all pending operations try to complete its own operations. It executed in two stages. First the `VNode` to be removed is chosen. To do this, the `HELPLOCATEVERTEX` method is called. It finds a vertex with its key greater than or equal to *u*, say *ucurr* and it's predecessor, say *upred*. If the *ucurr* holds a *val* not equal to the *u* the vertex to be removed, then it returns the **failure**. Otherwise the `VNode` to be removed is announced in the `ODA` array and then update it so that concurrent helping thread will not remove two different `VNodes` as the `VNode` which unable to help this operation is determined to be the single `VNode` that is announced in the `ODA` array.

In the second stage the, the `WFREMOVEVERTEX` is executed similar to Harris's lock-free list [4], the *ucurr*'s `vnext` is marked using `CAS` called logical removed and any failure of the `CAS` will cause the operation to restart from the `HELPLOCATEVERTEX` method, and then physically removed from the vertex-list, by making *upred*'s `vnext` point to *ucurr*'s `vnext`, this is done by `CAS` as well. After successful logical removal **success** is reported to the `ODA` array.

The `WFCONTAINSVERTEX` method is much simpler than `WFADDVERTEX` and `WFREMOVEVERTEX`. First it start publishing the operation. Any helping thread will then search for it in the vertex-list, If the searching key is present and not marked it report **success** else it reported **failure** to the `ODA`.

3.3 The Edge Methods

The $\text{WFADDEDGE}(u, v)$ method is similar to vertex operations by posting the operation in ODA and invoking $\text{HELPGRAPHDS}(phase)$. It verifies the `phase` number and type of operation `opType` if they match the thread will invoked $\text{HELPADDEDGE}(u, v)$ which starts by checking for the presence of vertices u and v in the vertex-list. After this, once again u and v are validated to be unmarked. The reason for this is explained by an example in Figure 3. This is one of the several differences between an implementation trivially extending lock-free and wait-free list and ours. In fact, it can be seen that if this check is not performed, then it can result in the algorithm to not be linearizable.

Once the vertices u and v have been validated to be reachable and unmarked in the vertex list, the thread traverses the edge-list of vertex u until an edge node with key greater than v has been encountered, say $ecurr$ and it's predecessor say $epred$. If the $ecurr$ holds a val equal to the v the **ENode** to be added, then it returns the **failure**. Otherwise the **ENode** should be inserted between $ecurr$ and $epred$. This is done by first updating the new **ENode**'s `enext` pointer to point to the $ecurr$, and then updating the $epred$'s `enext` to point to it. The later one is done using a **CAS** to prevent the race condition and any failure of the **CAS** will cause the operation to restart from the HELPADDEDGE method. Finally, when the new **ENode** has been added, the WFADDEDGE return **success**. After the operation completes $\text{HELPADDEDGE}(phase)$ will update the ODA to **success** or **failure**.

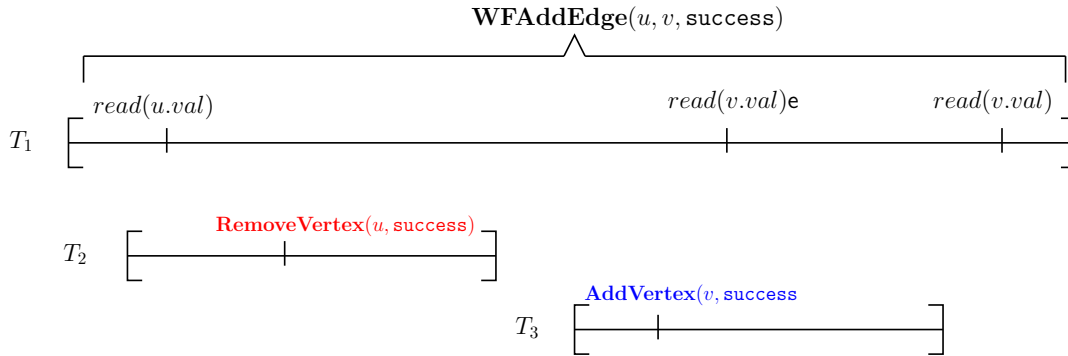


Figure 3: This figure depicts why we need an additional check to locate vertices in $\text{WFADDEDGE}(u, v)$. A thread T_1 trying to perform $\text{WFADDEDGE}(u, v, \text{success})$, first invokes HELPLOCATEVERTEX . Just after T_1 has verified vertex u , thread T_2 deletes vertex u . Also vertex v gets added by thread T_3 just before T_1 verifies it. So, now thread T_1 has successfully tested for the presence of vertices u and v in the vertex list, and then it proceeds to add edge (u, v) , returning **success**. However, as is evident, no possible sequentially generated history of the given concurrent execution is correct. Hence an additional check must be performed before proceeding to actually add the edge.

The $\text{WFREMOVEEDGE}(u, v)$ method proceeds similar to the $\text{WFADDEDGE}(u, v)$ by posting the operation in ODA and invoking $\text{HELPGRAPHDS}(phase)$. If the $ecurr$ holds a val is not equal to the v the **ENode** to be removed, then it returns the **failure**. Otherwise the **ENode** should be removed between $ecurr$ and $epred$ like WFREMOVEVERTEX in two stages: logical and physical remove. After the operation completes $\text{HELPREMOVEEDGE}(phase)$ will update the ODA to **success** or **failure**.

Like other edge operation the $\text{WFCONTAINSEDGE}(u, v)$ also post the operation in ODA and then invokes the $\text{HELPGRAPHDS}(phase)$. If the $ecurr$ holds a val is equal to the v the **ENode** and not marked, it returns the **success**. Otherwise returns **failure**. After the operation completes $\text{WFCONTAINSEDGE}(phase)$ will update the ODA to **success** or **failure**.

3.4 The Fast-Path-Slow-Path Variation

Generally the lock-free algorithms are fast as compare to the wait-free one. The idea behind the fast-path-slow-path [9] approach is combination of two parts, the first part is a lock-free algorithm which is usually fast and the second one is a wait-free algorithm which is slow. We use the Harris's lock-free linked-list [4] approach for the fast-path. The fast-path algorithm begins by a check whether helping is required for any

operation in the slow-path. The operation start running with its lock-free algorithm while counting the number of contentions that end with a failed CAS. Generally, very less number of failures occur and helping not required, and so the execution terminates after running the faster lock-free algorithm. If this fast-path fails to make progress the execution moves to the slow-path, which runs the slower wait-free algorithm described in the above Section 3. So requesting help using ODA and making sure the operation eventually terminates. The number of CAS failures allowed in the fast-path is limited by a parameter called MAX_FAIL. The help is provided by threads running fast-path-slow-path ensures wait-freedom. The full implementation of the fast-path-slow-path variation of the concurrent graph data structure is described in the technical report.

4 Working of Concurrent Graph Methods

In this section, we describe the implementation of the concurrent graph structure and the working of the various methods. We represent the graph using adjacency list representation, which is a list of linked lists. Almost all the fields in the structure are atomic. For application use the structure can be altered to carry custom data.

Notations used in PseudoCode:

\downarrow, \uparrow denote input and output arguments to each method respectively. The shared memory is accessed only by invoking explicit *read()* and *write()* methods. The *flag* is a local variable which returns the status of each operation. We use e_1, e_2 to represent the ENode reference nodes and v_1, v_2, v to represent VNode references.

Algorithm 1 maxPhase Method: Takes *currMaxPhase* and returns next value by doing *currMaxPhase* + 1.

```

1: procedure MAXPHASE(CurrMaxPhase  $\downarrow$ , MaxPhase  $\uparrow$ )
2:   MaxPhase  $\leftarrow$  CurrMaxPhase;
3:   CAS(CurrMaxPhase, MaxPhase, MaxPhase + 1);
4: end procedure

```

Algorithm 2 Help Method: Takes *Phase* number larger than all previously chosen phase numbers. It make sure that old operations receive help and complete before new operations are executed.

```

5: procedure HELPGRAPHDS (Phase  $\downarrow$ )
6:   tid  $\leftarrow$  0;
7:   while (tid < state.length()) do
8:     ODA desc  $\leftarrow$  state[tid];
9:     if (desc.phase  $\leq$  Phase) then
10:    if (desc.type = OpType.WFADDVERTEX) then
11:      HELPADDVERTEX(desc.phase);
12:    else if (desc.type = OpType.WFREMOVEVERTEX) then
13:      HELPREMOVEVERTEX(desc.phase);
14:    else if (desc.type = OpType.WFCONTAINSVERTEX) then
15:      HELPCONTAINSVERTEX(desc.phase);
16:    else if (desc.type = OpType.WFADDEDGE) then
17:      HELPADDEDGE(desc.phase);
18:    else if (desc.type = OpType.WFREMOVEDGE) then
19:      HELPREMOVEDGE(desc.phase);
20:    else if (desc.type = OpType.WFCONTAINSEGE) then
21:      HELPCONTAINSEGE(desc.phase);
22:    end if
23:  end if
24: end while
25: end procedure

```

Edge Node	Vertex Node
<pre> class enode{ int val; enode enext; // atomic boolean marked; // atomic enode(int key){ val = key; marked = false; enext = null; } }; enum OpType{AddVertex, RemoveVertex, ContainVertex, AddEdge, RemoveEdge, ContainEdge, success, failure}; class ODA{ int phase; OpType type; vnode vn; enode en1,en2; EWindow ESearchResult; // for edge VWindow VSearchResult;// for vertex /* Constructor for vnode */ ODA(int ph, OpType tp, vnode v, VWindow result){ phase = ph; type = tp; vn = v; en1 = NULL; en2 = NULL; VSearchResult = result; } /* Constructor for enode */ ODA(int ph, OpType tp, enode e1, enode e2, EWindow result){ phase = ph; type = tp; en1 = e1; en2 = e2; vn = NULL; ESearchResult = result; } }; </pre>	<pre> /* Window for enode */ class EWindow{ enode pred; enode curr; EWindow(enode p, enode c){ pred = p; curr = c; } }; class vnode{ int val; vnode vnext; // atomic enode EdgeHead; enode EdgeTail; boolean marked; // atomic vnode(int key){ val = key; marked = false; vnext = null; EdgeHead = new enode(-infinity); EdgeTail = new enode(+infinity); EdgeHead.enext = EdgeTail; } }; /* Window for vnode */ class VWindow{ vnode pred; vnode curr; VWindow(vnode p, vnode c){ pred = p; curr = c; } }; vnode Vhead, Vtail; // sentinel nodes ODA state; // atomic int long currMaxPhase; // init(){ currMaxPhase = 0; Vhead = new vnode(MIN); Vtail = new vnode(MAX); vhead.vnext = vtail; state = new ODA[numThread]; for(int i = 0 to state.length()) state[i].ODA(0, success, NULL, NULL); } </pre>

Table 1: Structure of Vertex and Edge Node.

Algorithm 3 isSearchStillPending Method: Takes *Phase* number larger than all previously chosen phase numbers. It make sure that old operations receive help and complete before new operations are executed.

```
26: procedure ISSEARCHSTILLPENDING(tid ↓, Phase ↓, flag ↑)
27:   ODA curr ← state[tid];
28:   if ((curr.type = OpType.WFADDVERTEX) ∨ (curr.type = OpType.WFREMOVEVERTEX) ∨
      (curr.type = OpType.WFCONTAINSVERTEX) ∨ (curr.type = OpType.WFADDEDGE) ∨ (curr.type =
      OpType.WFREMOVEDGE) ∨ (curr.type = OpType.WFCONTAINSEGE) ∧ (curr.Phase =
      Phase.WFCONTAINSEGE)) then
29:     flag ← true;
30:   else
31:     flag ← false;
32:   end if
33: end procedure
```

Algorithm 4 WFValidVertex Method: Takes two vertices, v_1, v_2 , each of type *VNode* as input and validates for presence in vertex list and returns *true* or *false*.

```
34: procedure WFVALIDVERTEX (v1 ↓, v2 ↓, flag ↑)
35:   if (read(v1.marked) = false) ∧ (read(v2.marked) = false) ∧ (read(v1.vnext) = v2) then
36:     flag ← true;    // validation successful
37:   else
38:     flag ← false;    // validation fails
39:   end if
40:   return;    //return flag
41: end procedure
```

Algorithm 5 WFLocateVertex Method: Takes key as input and returns the corresponding pair of neighboring VNode $\langle v_1, v_2 \rangle$. Initially v_1 and v_2 are set to $null$.

```

42: procedure WFLocateVertex ( $key \downarrow, phase \downarrow, v_1 \uparrow, v_2 \uparrow$ )
43:   bool snip ;
44:   while (true) do
45:      $v_1 \leftarrow read(VertexHead)$ ;
46:      $v_2 \leftarrow read(v_1.vnext)$ ;
47:     /*Find left and right vnode */
48:     while ( $(read(v_2.marked) = false) \wedge (read(v_2.val) < key)$ ) do
49:        $v_1 \leftarrow v_2$ ;
50:        $v_2 \leftarrow read(v_2.vnext)$ ;
51:     end while
52:     /*Check vnodes are adjacent */
53:     if ( $!WFValidVertex(v_1 \downarrow, v_2 \downarrow, flag \uparrow)$ ) then
54:       go to Line 44;
55:     else
56:       return;
57:     end if
58:     /* Remove one or more marked vnodes, by changing the  $v_1.vnext$  to  $v_2.vnext$  if  $v_2.vnext$  is unmarked*/
59:      $snip \leftarrow CAS(v_1.vnext, v_2, v_2.vnext, false, false)$ ;
60:     if ( $!isSearchStillPending(phase)$ ) then
61:       return NULL; // to ensure wait-freedom
62:     end if
63:     if ( $!snip$ ) then
64:       go to Line 44;
65:     else
66:       return;
67:     end if
68:   end while
69: end procedure

```

Algorithm 6 WFAddVertex Method: Successfully adds VNode(key) to the vertex list, if it is not present earlier.

```

70: procedure WFAddVertex ( $key \downarrow, flag \uparrow$ )
71:    $tid \leftarrow ThreadID.get()$ ;
72:    $phase \leftarrow maxPhase()$ ; // setting the phase number for the
73:    $newv \leftarrow new vnode(key)$ ;
74:    $ODA\ op \leftarrow new ODA(phase, OpType.WFAddVertex, newv, NULL)$ ;
75:    $state[tid] \leftarrow op$ ; // publish the operation
76:    $HelpGraphDS(phase)$ ;
77:   if ( $state[tid].type = OpType.success$ ) then
78:      $flag \leftarrow true$ ;
79:   else
80:      $flag \leftarrow false$ ;
81:   end if
82: end procedure

```

Algorithm 7 HELPADDVERTEX Method:

```
83: procedure HELPADDVERTEX (Phase ↓)
84:   tid ← ThreadID.get();
85:   ODA op;
86:   while (true) do
87:     op ← state[tid];
88:     if (!(op.type = OpType.WFADDVERTEX ∧ op.phase = Phase)) then
89:       return;
90:     end if
91:     vnode v1 ← op.vn; // the vnode vn to be inserted
92:     vnode v2 ← v1.vnext;
93:     WFLocateVertex(v1.val ↓, phase ↓, pred ↑, curr ↑);
94:     if (curr.val = v1.val) then // failure may have happens
95:       if ((curr = v1) ∨ (curr.vnext.marked = true)) then // success
96:         ODA success ← new ODA(Phase, OpType.success, v1, NULL);
97:         if (CAS(state[tid], op, success)) then
98:           return;
99:         end if
100:      else // vnode nv not added yet : failure
101:        ODA failure ← new ODA(Phase, OpType.failure, v1, NULL);
102:        if (CAS(state[tid], op, failure)) then
103:          return;
104:        end if
105:      end if
106:    else
107:      if ((curr.vnext.marked = true)) then // already added and then deleted: success
108:        ODA success ← new ODA(Phase, OpType.success, v1, NULL);
109:        if (CAS(state[tid], op, success)) then
110:          return;
111:        end if
112:      end if
113:      /* the version of the next pointer to avoid the ABA problem, used in later CAS Line 121*/
114:      int ver ← pred.enext.version;
115:      ODA newOP ← new ODA(Phase, OpType.WFADDVERTEX, v1, NULL);
116:      if (!CAS(state[tid], op, newOP)) then
117:        go to Line 86; // operation might have already reported as failure
118:      end if
119:      CAS(v1.vnext, v2, curr, false, false);
120:      /* is successful: WFADDVERTEX is linearized here*/
121:      if (CAS(pred.vnext, ver, v1.vnext, v1, false, false)) then
122:        ODA success ← new ODA(Phase, OpType.success, v1, NULL);
123:        if (CAS(state[tid], newOP, success)) then
124:          return;
125:        end if
126:      end if
127:    end if
128:  end while
129: end procedure
```

Algorithm 8 WFREMOVEVERTEX Method: $VNode(key)$ gets removed from the vertex list if it is already present. Initially $flag$ is set to $true$.

```

130: procedure WFREMOVEVERTEX ( $key \downarrow, flag \uparrow$ )
131:    $tid \leftarrow ThreadID.get()$ ;
132:    $phase \leftarrow maxPhase()$ ; // setting the phase number for the
133:    $ODA\ op \leftarrow new\ ODA(phase, OpType.WFREMOVEVERTEX, new\ vnode(key), NULL)$ ;
134:    $state[tid] \leftarrow op$ ; // publish the operation
135:    $help(phase)$ ;
136:   if ( $state[tid].type = OpType.success$ ) then
137:      $flag \leftarrow true$ ;
138:   else
139:      $flag \leftarrow false$ ;
140:   end if
141: end procedure

```

Algorithm 9 HELPREMOVEVERTEX Method:

```

142: procedure HELPREMOVEVERTEX ( $Phase \downarrow$ )
143:    $tid \leftarrow ThreadID.get()$ ;
144:    $ODA\ op$ ;
145:   while ( $true$ ) do
146:      $op \leftarrow state[tid]$ ;
147:     if ( $!(op.type = OpType.WFREMOVEVERTEX \wedge op.phase = Phase)$ ) then
148:        $return$ ;
149:     end if
150:      $vnode\ v_1 \leftarrow op.nv$ ;
151:      $WFLocateVertex(v_1.val \downarrow, phase \downarrow, pred \uparrow, curr \uparrow)$ ;
152:     if ( $curr.val \neq v_1.val$ ) then
153:        $ODA\ failure \leftarrow new\ ODA(Phase, OpType.failure, v_1, NULL)$ ;
154:       if ( $CAS(state[tid], op, failure)$ ) then
155:          $return$ ;
156:       end if
157:     else
158:       /* Changing the  $curr.marked$  to  $true$  if both  $curr$  and  $pred$  are unmarked*/
159:       if ( $!(CAS(pred.vnext, curr, curr, false, true))$ ) then // logically removed
160:         go to Line 145;
161:       end if
162:        $WFLocateVertex(v_1.val \downarrow, phase \downarrow, pred \uparrow, curr \uparrow)$ ; // physically removed
163:        $ODA\ success \leftarrow new\ ODA(Phase, OpType.success, v_1, NULL)$ ;
164:       if ( $CAS(state[tid], op, success)$ ) then
165:          $return$ ;
166:       end if
167:     end if
168:   end while
169: end procedure

```

Algorithm 10 WFCONTAINSVERTEXMethod: Returns *true* if $VNode(key)$ is present in vertex list and returns *false* otherwise.

```

170: procedure WFCONTAINSVERTEX(key ↓, flag ↑)
171:   tid ← ThreadID.get();
172:   phase ← maxPhase(); // setting the phase number for the
173:   newv ← new vnode(key);
174:   ODA op ← new ODA(phase, OpType.WFCONTAINSVERTEX, newv, NULL);
175:   state[tid] ← op; // publish the operation
176:   help(phase);
177:   if (state[tid].type = OpType.success) then
178:     flag ← true;
179:   else
180:     flag ← false;
181:   end if
182: end procedure

```

Algorithm 11 HELPCONTAINSVERTEX Method:

```

183: procedure HELPCONTAINSVERTEX (Phase ↓)
184:   tid ← ThreadID.get();
185:   ODA op;
186:   op ← state[tid];
187:   if (!(op.type = OpType.WFCONTAINSVERTEX ∧ op.phase = Phase)) then
188:     return;
189:   end if
190:   vnode v1 ← op.nv;
191:   WFLocateVertex(v1.val ↓, phase ↓, pred ↑, curr ↑);
192:   if ((curr.val = v1.val) ∧ (curr.vnext.marked = false)) then
193:     ODA success ← new ODA(Phase, OpType.success, v1, NULL);
194:     (CAS(state[tid], op, success));
195:     return;
196:   else
197:     ODA failure ← new ODA(Phase, OpType.failure, v1, NULL);
198:     (CAS(state[tid], op, failure));
199:     return;
200:   end if
201: end procedure

```

Algorithm 12 WFValidEdge Method: Takes two *enode* e_1, e_2 and validates for presence in edge list.

```

202: procedure WFValidEdge(e1 ↓, e2 ↓, flag ↑)
203:   if (read(e1.marked) = false) ∧ (read(e2.marked) = false) ∧ (read(e1.enext) = e2) ) then
204:     flag ← true; // validation successful
205:   else
206:     flag ← false; //validation fails
207:   end if
208:   return; //return flag
209: end procedure

```

Algorithm 13 HelpSearchEdge Method: This method helps to optimise searching of edge vertices. It compare the key_1 and key_2 , starts searching based on smaller key value. Takes two keys, key_1 and key_2 , as input and returns the VNode $\langle v_1, v_2 \rangle$ corresponding to them. Initially v_1, v_2 are set to *null* and *flag* is set to *true*.

```

210: procedure WFHELPSEARCHEDGE ( $key_1 \downarrow, key_2 \downarrow, v_1 \uparrow, v_2 \uparrow, flag \uparrow$ )
211: if ( $key_1 < key_2$ ) then
212:    $v_1 \leftarrow read(VertexHead)$ ; // starting from VertexHead
213:   while ( $read(v_1.val) < key_1$ ) do
214:      $v_1 \leftarrow read(v_1.vnext)$ ;
215:   end while
216:   if ( $read(v_1.val \neq key_1) \vee (read(v_1.marked))$ ) then //VNode( $key_1$ ) not present or marked
217:      $flag \leftarrow false$ ;
218:     return;
219:   end if
220:    $v_2 \leftarrow read(v_1.vnext)$ ;
221:   while ( $read(v_2.val) < key_2$ ) do
222:      $v_2 \leftarrow read(v_2.vnext)$ ;
223:   end while
224:   if ( $read(v_2.val \neq key_2) \vee (read(v_2.marked))$ ) then // VNode( $key_2$ ) not present or marked
225:      $flag \leftarrow false$ ;
226:     return;
227:   end if
228: else
229:    $v_2 \leftarrow read(VertexHead)$ ; // starting from VertexHead
230:   while ( $read(v_2.val) < key_2$ ) do
231:      $v_2 \leftarrow read(v_2.vnext)$ ;
232:   end while
233:   if ( $read(v_2.val \neq key_2) \vee (read(v_2.marked))$ ) then //VNode( $key_2$ ) not present or marked
234:      $flag \leftarrow false$ ;
235:     return;
236:   end if
237:    $v_1 \leftarrow read(n_v.vnext)$ ;
238:   while ( $read(v_1.val) < key_1$ ) do
239:      $v_1 \leftarrow read(v_1.vnext)$ ;
240:   end while
241:   if ( $read(v_1.val \neq key_1) \vee (read(v_1.marked))$ ) then //VNode( $key_1$ ) not present or marked
242:      $flag \leftarrow false$ ;
243:     return;
244:   end if
245: end if
246: end procedure

```

Algorithm 14 WFLocateEdge Method: Takes two keys, key_1 and key_2 , as input and returns the pair of adjacent ENode $\langle e_1, e_2 \rangle$. If VNode v_1 or v_2 or ENode e_2 is not present, it returns false. Initially enodes e_1, e_2 are set to *null* and *flag* is set to *true*.

```

247: procedure WFLocateEdge ( $key_1 \downarrow, key_2 \downarrow, phase \downarrow, e_1 \uparrow, e_2 \uparrow, flag \uparrow$ )
248:   bool snip;
249:   HelpSearchEdge( $key_1 \downarrow, key_2 \downarrow, v_1 \uparrow, v_2 \uparrow, flag \uparrow$ );
250:   if ( $flag = false$ ) then
251:     return; //  $v_1$  or  $v_2$  not found, returns flag
252:   end if
253:   if ( $read(v_1.marked) \vee read(v_2.marked)$ ) then
254:      $flag \leftarrow false$ ;
255:     return;
256:   end if
257:   while (true) do
258:      $e_1 \leftarrow read(v_1.next)$ ;
259:      $e_2 \leftarrow read(e_1.next)$ ;
260:     /*Find left and right enode */
261:     while ( $(read(e_2.marked) = false) \wedge (read(e_2.val) < key_2)$ ) do
262:        $e_1 \leftarrow e_2$ ;
263:        $e_2 \leftarrow read(e_2.next)$ ;
264:     end while
265:     /*Check enodes are adjacent */
266:     if ( $!WFValidEdge(e_1 \downarrow, e_2 \downarrow, flag \uparrow)$ ) then
267:       go to Line 257;
268:     else
269:       return; // returns true if validation succeeds.
270:       /* Remove one or more marked enodes, by changing the  $e_1.next$  to  $e_2.next$  if  $e_2.next$  is unmarked*/
271:        $snip \leftarrow CAS(e_1.next, e_2, e_2.next, false, false)$ ;
272:       if ( $!isSearchStillPending(phase)$ ) then
273:         return NULL; // to ensure wait-freedom
274:       end if
275:       if ( $!snip$ ) then
276:         go to Line 257;
277:       else
278:         return;
279:       end if
280:     end if
281:   end while
282: end procedure

```

Algorithm 15 WFADDEDGE Method: ENode(key_2) gets added to the edge list of VNode(key_1), if it is not present. Initially, $flag$ is set to $true$.

```
283: procedure WFADDEDGE ( $key_1 \downarrow, key_2 \downarrow, flag \uparrow$ )
284:    $tid \leftarrow ThreadID.get()$ ;
285:    $phase \leftarrow maxPhase()$ ; // setting the phase number for the
286:    $newe1 \leftarrow new\ enode(key_1)$ ;
287:    $newe2 \leftarrow new\ enode(key_2)$ ;
288:    $ODA\ op \leftarrow new\ ODA(phase, OpType.WFADDEDGE, newe1, newe2, NULL)$ ;
289:    $state[tid] \leftarrow op$ ; // publish the operation
290:    $WFLocateEdge(key_1 \downarrow, key_2 \downarrow, e_1 \uparrow, e_2 \uparrow, flag \uparrow)$ ;
291:   if ( $flag = false$ ) then // VNode( $key_1$ ) or VNode( $key_2$ ) not found
292:      $return$ ;
293:   end if
294:    $help(phase)$ ;
295:   if ( $state[tid].type = OpType.success$ ) then
296:      $flag \leftarrow true$ ;
297:   else
298:      $flag \leftarrow false$ ;
299:   end if
300: end procedure
```

Algorithm 16 HELPADDEDGE Method:

```
301: procedure HELPADDEDGE (Phase ↓)
302:   tid ← ThreadID.get();
303:   ODA op;
304:   while (true) do
305:     op ← state[tid];
306:     if (!(op.type = OpType.WFADDEDGE ∧ op.phase = Phase)) then
307:       return;
308:     end if
309:     enode e1 ← op.ne1;
310:     enode e2 ← op.ne2;
311:     enode e3 ← e2.enext;
312:     WFLocateEdge(e1.val ↓, e2.val ↓, phase ↓, pred ↑, curr ↑);
313:     if (curr.val = e2.val) then // failure may have happens
314:       if ((curr = e2) ∨ (curr.enext.marked = true)) then // success
315:         ODA success ← new ODA(Phase, OpType.success, e1, e2, NULL);
316:         if (CAS(state[tid], op, success)) then
317:           return;
318:         end if
319:       else // node ne2 not added yet : failure
320:         ODA failure ← new ODA(Phase, OpType.failure, e1, e2, NULL);
321:         if (CAS(state[tid], op, failure)) then
322:           return;
323:         end if
324:       end if
325:     else
326:       if ((curr.enext.marked = true)) then // already added and then deleted: success
327:         ODA success ← new ODA(Phase, OpType.success, e1, e2, NULL);
328:         if (CAS(state[tid], op, success)) then
329:           return;
330:         end if
331:       end if
332:       /* the version of the next pointer to avoid the ABA problem, used in later CAS Line 340*/
333:       int ver ← pred.enext.version;
334:       ODA newOP ← new ODA(Phase, OpType.WFADDVERTEX, e1, e2, NULL);
335:       if (!CAS(state[tid], op, newOP)) then
336:         go to Line 304; // operation might have already reported as failure
337:       end if
338:       CAS(e2.enext, e3, curr, false, false);
339:       /* is successful: WFADDEDGE is linearized here*/
340:       if (CAS(pred.enext, ver, e2.enext, e2, false, false)) then
341:         ODA success ← new ODA(Phase, OpType.success, e1, e2, NULL);
342:         if (CAS(state[tid], newOP, success)) then
343:           return;
344:         end if
345:       end if
346:     end if
347:   end while
348: end procedure
```

Algorithm 17 WFREMOVEEDGE Method: ENode(key_2) gets removed from the edge list of VNode(key_1), if it is present. Returns successful if the edge is not present earlier.

```

349: procedure WFREMOVEEDGE ( $key_1 \downarrow, key_2 \downarrow, flag \uparrow$ )
350:   WFLocateEdge( $key_1 \downarrow, key_2 \downarrow, e_1 \uparrow, e_2 \uparrow, flag \uparrow$ );
351:   /* VNode( $key_1$ ) or VNode( $key_2$ ) not found*/
352:   if ( $flag = false$ ) then
353:     return;
354:   end if
355:    $tid \leftarrow ThreadID.get()$ ;
356:    $phase \leftarrow maxPhase()$ ; // setting the phase number for the
357:    $ODA\ op \leftarrow new\ ODA(phase, OpType.WFREMOVEEDGE, new\ enode(key_1), new\ enode(key_2), NULL)$ ;
358:    $state[tid] \leftarrow op$ ; // publish the operation
359:   help( $phase$ );
360:   if ( $state[tid].type = OpType.success$ ) then
361:      $flag \leftarrow true$ ;
362:   else
363:      $flag \leftarrow false$ ;
364:   end if
365: end procedure

```

Algorithm 18 HELPREMOVEEDGE Method:.

```

366: procedure HELPREMOVEEDGE ( $Phase \downarrow$ )
367:    $tid \leftarrow ThreadID.get()$ ;
368:    $ODA\ op$ ;
369:   while ( $true$ ) do
370:      $op \leftarrow state[tid]$ ;
371:     if ( $!(op.type = OpType.WFREMOVEEDGE \wedge .phase = Phase)$ ) then
372:       return;
373:     end if
374:      $enode\ e_1 \leftarrow op.ne1$ ;
375:      $enode\ e_2 \leftarrow op.ne2$ ;
376:     WFLocateEdge( $e_1.val \downarrow, e_2.val \downarrow, phase \downarrow, pred \uparrow, curr \uparrow$ );
377:     if ( $curr.val \neq e_2.val$ ) then
378:        $ODA\ failure \leftarrow new\ ODA(Phase, OpType.failure, e_1, e_2, NULL)$ ;
379:       if ( $CAS(state[tid], op, failure)$ ) then
380:         return;
381:       end if
382:     else
383:       /* Changing the  $curr.marked$  to  $true$  if both  $curr$  and  $pred$  are unmarked*/
384:       if ( $!(CAS(pred.enext, curr, curr, false, true))$ ) then // logically removed
385:         go to Line 369;
386:       end if
387:       WFLocateEdge( $e_1.val \downarrow, e_2.val \downarrow, phase \downarrow, pred \uparrow, curr \uparrow$ ); // physically removed
388:        $ODA\ success \leftarrow new\ ODA(Phase, OpType.success, e_1, e_2, NULL)$ ;
389:       if ( $CAS(state[tid], op, success)$ ) then
390:         return;
391:       end if
392:     end if
393:   end while
394: end procedure

```

Algorithm 19 WFCONTAINSEDGEMethod: Returns *true* if $\text{ENode}(key_2)$ is part of the edge list of $\text{VNode}(key_1)$ and returns *false* otherwise.

```

395: procedure WFCONTAINSEDGE( $key_1 \downarrow, key_2 \downarrow, flag \uparrow$ )
396:   WFHelpSearchEdge( $key_1 \downarrow, key_2 \downarrow, v_1 \uparrow, v_2 \uparrow, flag \uparrow$ );
397:   /* VNode( $key_1$ ) or VNode( $key_2$ ) not found */
398:   if ( $flag = false$ ) then
399:     return;
400:   end if
401:    $tid \leftarrow \text{ThreadID.get}()$ ;
402:    $phase \leftarrow \text{maxPhase}()$ ; // setting the phase number for the
403:    $e_1 \leftarrow \text{new enode}(key_1)$ ;
404:    $e_2 \leftarrow \text{new enode}(key_2)$ ;
405:   ODA op  $\leftarrow \text{new ODA}(phase, OpType.WFCONTAINSEDGE, e_1, e_2, NULL)$ ;
406:    $state[tid] \leftarrow op$ ; // publish the operation
407:   help( $phase$ );
408:   if ( $state[tid].type = OpType.success$ ) then
409:      $flag \leftarrow true$ ;
410:   else
411:      $flag \leftarrow false$ ;
412:   end if
413: end procedure

```

Algorithm 20 HELPCONTAINSEDGE Method:

```

414: procedure HELPCONTAINSEDGE ( $Phase \downarrow$ )
415:    $tid \leftarrow \text{ThreadID.get}()$ ;
416:   ODA op;
417:    $op \leftarrow state[tid]$ ;
418:   if ( $!(op.type = OpType.WFCONTAINSVERTEX \wedge op.phase = Phase)$ ) then
419:     return;
420:   end if
421:    $enode e_1 \leftarrow op.ne1$ ;
422:    $enode e_2 \leftarrow op.ne2$ ;
423:   WFLocateEdge( $e_1.val \downarrow, e_2 \downarrow, phase \downarrow, pred \uparrow, curr \uparrow$ );
424:   if ( $(curr.val = e_2.val) \wedge (curr.enext.marked = false)$ ) then
425:     ODA success  $\leftarrow \text{new ODA}(Phase, OpType.success, e_1, e_2, NULL)$ ;
426:     (CAS( $state[tid], op, success$ ));
427:     return;
428:   else
429:     ODA failure  $\leftarrow \text{new ODA}(Phase, OpType.failure, e_1, e_2, NULL)$ ;
430:     (CAS( $state[tid], op, failure$ ));
431:     return;
432:   end if
433: end procedure

```

5 Experiments & Analysis

We performed our tests on a workstation with Intel(R) Xeon(R) E5-2690 v4 CPU containing 56 cores running at 2.60GHz. Each core supports 2 logical threads. Every core's L1 - 64K, L2 - 256K cache memory is private to that core; L3-35840K cache is shared across the cores. The tests were performed in a controlled environment, where we were the sole users of the system. The implementation^a has been done in C/C++

^aThe complete source code of our implementation is available on Github [11].

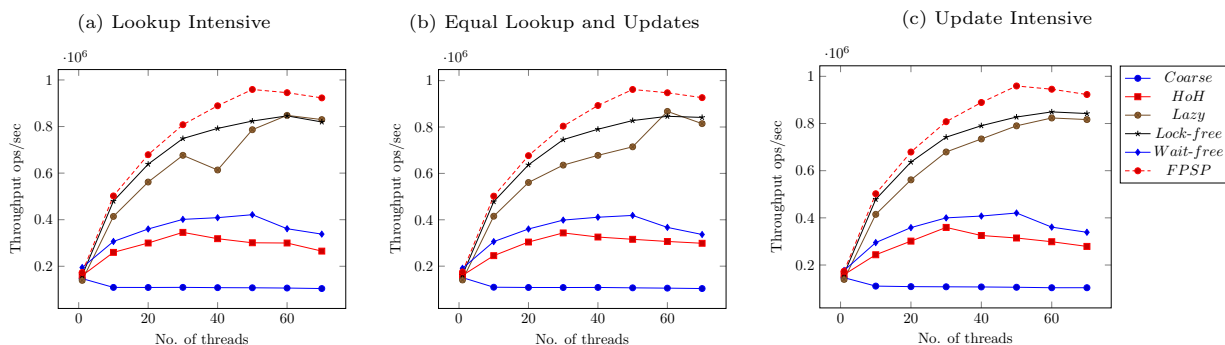


Figure 4: Concurrent Graph Data-structure Results

(without any garbage collection) and multi-threaded implementation is based on Posix threads.

In the experiments, we start with an initial graph of 1000 vertices. When the program begins, it creates a fixed number of threads (1, 10, 20, 30, 40, 50, 60 and 70) and each thread randomly performs a set of operations chosen by a particular workload distribution. The evaluation metric used is the number of operations completed in a unit time. We measure throughput obtained on running the experiment for 20 seconds. Each data point is obtained by averaging over 5 iterations. We compare the non-blocking graph with its coarse [7], hand-over-hand(HoH) [7], lazy [6] locking and lock-free [4] counterparts.

In the the distribution over the ordered set of operations $\{WFADDVERTEX, WFREMOVEVERTEX, WFCONTAINSVERTEX, WFADDEGE, WFREMOVEEDGE, WFCONTAINSEDGE\}$ are (1) *Lookup Intensive*: (2.5%, 2.5%, 45%, 2.5%, 2.5%, 45%), see the Figure 4a. (2) *Equal Lookup and Updates*: (12.5%, 12.5%, 25%, 12.5%, 12.5%, 25%), see the Figure 4b. (3) *Update Intensive*: (22.5%, 22.5%, 5%, 22.5%, 22.5%, 5%), Figure 4c.

In the plots shown in the Figure 4, we observe that the wait-free algorithm is not scalable like lock-free with the number of threads in the system, on the other hand the fast-path-slow-path variant is scalable.

References

- [1] Bapi Chatterjee, Sathya Peri, Mukতিকanta Sa, and Nandini Singhal. A Simple and Practical Concurrent Non-blocking Unbounded Graph with Reachability Queries. *CoRR*, abs/1809.00896, 2018.
- [2] Camil Demetrescu, Irene Finocchi, and Giuseppe F. Italiano. Dynamic graphs. In *Handbook of Data Structures and Applications*. 2004.
- [3] Mikhail Fomitchev and Eric Ruppert. Lock-free linked lists and skip lists. In *Proceedings of the Twenty-Third Annual ACM Symposium on Principles of Distributed Computing, PODC 2004, St. John's, Newfoundland, Canada, July 25-28, 2004*, pages 50–59, 2004.
- [4] Timothy L. Harris. A pragmatic implementation of non-blocking linked-lists. In *Proceedings of the 15th International Conference on Distributed Computing, DISC '01*, pages 300–314, London, UK, UK, 2001. Springer-Verlag.
- [5] Timothy L. Harris. A pragmatic implementation of non-blocking linked-lists. In *Distributed Computing, 15th International Conference, DISC 2001, Lisbon, Portugal, October 3-5, 2001, Proceedings*, pages 300–314, 2001.
- [6] Steve Heller, Maurice Herlihy, Victor Luchangco, Mark Moir, William N. Scherer III, and Nir Shavit. A lazy concurrent list-based set algorithm. *Parallel Processing Letters*, 17(4):411–424, 2007.
- [7] Maurice Herlihy and Nir Shavit. *The art of multiprocessor programming*. Morgan Kaufmann, 2008.
- [8] Alex Kogan and Erez Petrank. Wait-free queues with multiple enqueueers and dequeuers. In *PPOPP*, pages 223–234. ACM, 2011.

- [9] Alex Kogan and Erez Petrank. A methodology for creating fast wait-free data structures. In *Proceedings of the 17th ACM SIGPLAN Symposium on Principles and Practice of Parallel Programming, PPOPP 2012, New Orleans, LA, USA, February 25-29, 2012*, pages 141–150, 2012.
- [10] Maged M. Michael. High performance dynamic lock-free hash tables and list-based sets. In *SPAA*, pages 73–82, 2002.
- [11] Sathya Peri, Mukhtikanta Sa, and Nandini Singhal. Concurrentgraphds. <https://github.com/PDCRL/ConcurrentGraphDS>, 2017.
- [12] Philippe Stellwag, Alexander Ditter, and Wolfgang Schröder-Preikschat. A wait-free queue for multiple enqueueers and multiple dequeuers using local preferences and pragmatic extensions. In *SIES*, pages 237–248. IEEE, 2009.
- [13] Shahar Timnat, Anastasia Braginsky, Alex Kogan, and Erez Petrank. Wait-free linked-lists. In *Principles of Distributed Systems, 16th International Conference, OPODIS 2012, Rome, Italy, December 18-20, 2012. Proceedings*, pages 330–344, 2012.
- [14] Shahar Timnat, Anastasia Braginsky, Alex Kogan, and Erez Petrank. Wait-free linked-lists. In *OPODIS*, volume 7702 of *Lecture Notes in Computer Science*, pages 330–344. Springer, 2012.
- [15] Shahar Timnat and Erez Petrank. A practical wait-free simulation for lock-free data structures. In *ACM SIGPLAN Symposium on Principles and Practice of Parallel Programming, PPOPP '14, Orlando, FL, USA, February 15-19, 2014*, pages 357–368, 2014.
- [16] John D. Valois. Lock-free linked lists using compare-and-swap. In *Proceedings of the Fourteenth Annual ACM Symposium on Principles of Distributed Computing, Ottawa, Ontario, Canada, August 20-23, 1995*, pages 214–222, 1995.
- [17] Kunlong Zhang, Yujiao Zhao, Yajun Yang, Yujie Liu, and Michael F. Spear. Practical non-blocking unordered lists. In *DISC*, volume 8205 of *Lecture Notes in Computer Science*, pages 239–253. Springer, 2013.