

# An Empirical Analysis of Vulnerabilities in Python Packages for Web Applications

Jukka Ruohonen  
University of Turku, Finland  
Email: juanruo@utu.fi

**Abstract**—This paper examines software vulnerabilities in common Python packages used particularly for web development. The empirical dataset is based on the PyPI package repository and the so-called Safety DB used to track vulnerabilities in selected packages within the repository. The methodological approach builds on a release-based time series analysis of the conditional probabilities for the releases of the packages to be vulnerable. According to the results, many of the Python vulnerabilities observed seem to be only modestly severe; input validation and cross-site scripting have been the most typical vulnerabilities. In terms of the time series analysis based on the release histories, only the recent past is observed to be relevant for statistical predictions; the classical Markov property holds.

**Index Terms**—Software vulnerability, software evolution, software release, time series, autologistic, Safety DB, PyPI, pip

## I. INTRODUCTION

The patching of vulnerabilities is a classical topic. To provide means for prioritizing vulnerabilities to be patched, one common approach has built upon the questions of whether exploits for the vulnerabilities are known to exist (somewhere), and whether exploitation is observed to occur in the wild [1], [2]. This approach may be useful for operating system vendors, maintainers of large networks and cloud platforms, and to national organizations trying to inform consumers about the necessity of timely patching. Yet, the questions related to exploits and exploitation are quite far from the current software engineering settings with which typical software is continuously developed, deployed, and maintained.

Development, testing, integration, and other software engineering activities currently often occur on different cloud computing platforms. In addition to continuous testing, integration, and delivery, automation is one of the contemporary keywords [3]. The automated continuous deployment frameworks are important for vulnerability monitoring particularly in the web application domain. Most current web applications are not only developed but also deployed on cloud platforms by using containers, virtual machines, and related solutions. Systematic monitoring of vulnerabilities within such deployment systems is a good example of the new practical challenges [4], [5]. These transformations in the ways software is engineered have also complicated the tracking of known vulnerabilities.

Good progress has recently been made to better understand the disclosure and patching of software vulnerabilities in open source projects [6], [7]. However, much of the research is based on the Common Vulnerabilities and Exposures (CVEs).

While there are good and justifiable reasons to focus on CVE-stamped vulnerabilities, this focus also limits the scope of a viewpoint; not all known vulnerabilities have CVEs. In fact, the absence of CVE identifiers for many vulnerabilities has long been the message from those promoting alternative vulnerability databases [8], [9]. In the open source context these identifiers are generally allocated only for well-coordinated and well-understood vulnerabilities in important open source software packages. Less important, poorly maintained, or even obscure open source packages are often bypassed—and hosting services such as GitHub are full of such packages.

These limitations have prompted a new branch of research for examining vulnerabilities in software repositories. While packages used in Linux distributions have been a common target [10], the more recent research has focused on language-specific repositories such as *npm* for JavaScript [11], [12]. This is the research domain to which this paper contributes by presenting the supposedly first study on vulnerabilities in the Python's PyPI repository and advancing the understanding on release-based time series analysis of software vulnerabilities.

## II. DATA

### A. Sources

The dataset used is based on three sources. The primary data source is the so-called Safety DB that was launched in 2016 for tracking vulnerabilities in open source packages written in Python [13]. The packages tracked in the database are mostly related to web application development. The secondary data source is the so-called Python Package Index (PyPI) used to archive and manage Python projects [14]. In addition, a few descriptive observations rely on further data fetched from NVD, that is, the National Vulnerability Database [15]. The following cut JSON (JavaScript Object Notation) excerpt can be used to illustrate a rather typical entry in Safety DB:

```
{ "advisory": "The django.views.static.serve view in Django before 1.4.18, 1.6.x before 1.6.10, and 1.7.x before 1.7.3 reads [...]",
  "cve": "CVE-2015-0221", "id": "pyup.io-33072",
  "specs": [ "<1.4.18",
             ">=1.6,<1.6.10",
             ">=1.7,<1.7.3" ],
  "v": "<1.4.18,>=1.6,<1.6.10,>=1.7,<1.7.3" }
```

As can be seen, the `advisory` field provides a brief textual description for each vulnerability archived to the database. These descriptions follow the typically terse prose used for describing vulnerabilities [12]. (It is also worth remarking that the textual advisories in Safety DB are mostly plagiarized directly from NVD and related sources.) To accompany the textual descriptions, the `cve` field records a CVE potentially assigned for a vulnerability archived to the database. The more valuable information is stored to the `specs` and `v` fields, which both define the releases affected by a vulnerability.

### B. Operationalization

The release-based dataset was assembled as follows. For each package in Safety DB, the full available release history was first retrieved from the PyPI repository with the `pip` package manager. Then, for each vulnerability, a zero-valued vector  $\mathbf{v} = [0, \dots, 0]$  was initialized such that the length  $r$  of the vector equals the length of the corresponding package's ordered release history. The first element in a given  $\mathbf{v}$  thus corresponds with the first release made for the given package.

The vectors were filled according to the release specifications provided in Safety DB. To process the specifications, a given version in the `specs` array was parsed only if the version was present in a package's release history reported in PyPI. For the interval-based specifications—such as the "`>=1.6, <1.6.10`" condition used in the previous excerpt, both versions were required to have valid entries. Unlike in some previous studies [16], pre-releases were not filtered out. Therefore, the version sequences may contain also alpha releases (cf. `1.2.3-alpha`), beta releases, release candidates (cf. `1.2.3-rc.0`), and other abstract release types that do not fit directly into the so-called semantic versioning scheme. In any case, for each specification, a zero-valued  $r$ -length vector  $\mathbf{s}$  was again initialized, and then filled with the value one for each release affected. The binary AND operator was used for filling the interval specifications. As an example: if

$$\begin{cases} \mathbf{s}_{\text{left}} &= [0, 0, \dots, 0, 1, 1, 1, \dots, 1] \\ \mathbf{s}_{\text{right}} &= [1, 1, \dots, 1, 1, 1, 0, \dots, 0] \end{cases} \quad (1)$$

denote two filled vectors for an interval specification, the resulting vector  $\mathbf{s}$  would be  $[0, 0, \dots, 0, 1, 1, 0, \dots, 0]$ . The per-vulnerability specification vectors were then collapsed into a given  $h \times r$  matrix  $\mathbf{S}$ , where  $h$  denotes the number of specification vectors for a given vulnerability. The binary OR operator was then used to construct a given vector  $\mathbf{v}$ . That is:

$$\mathbf{v} = \left[ \bigvee_{i=1}^h s_{i1}, \dots, \bigvee_{i=1}^h s_{ir} \right] \text{ given } s \text{ in } \mathbf{S}. \quad (2)$$

The final operationalization step involved per-package aggregation. If a given package was affected by  $m$  vulnerabilities in total, such that  $\mathbf{v}_1, \dots, \mathbf{v}_m$  vectors were filled for the package, simple summation was first used to calculate the number of times a given release of the package was affected:

$$\tilde{\mathbf{w}} = \left[ \sum_{i=1}^m v_{1i}, \dots, \sum_{i=1}^m v_{ri} \right] \text{ given } v \text{ in } \mathbf{v}_k \quad (3)$$

and  $k = 1, \dots, m$ . These count data vectors are not ideal for empirical analysis, however. The reason relates to the commonplace industry saying that “stop counting vulnerabilities”.

The essence behind the saying is that vulnerability counts do not necessarily matter in terms of actual security. The point extends to maintenance: practical package management seldom concerns the question of how many times a given release has been affected by vulnerabilities—a single vulnerability is enough to upgrade. Furthermore, vulnerability counts cannot be reliably used to compare products, packages, or other software elements. This point is also emphasized by the maintainers of Safety DB—the database “is not a hall of shame, or a list of packages to avoid” [13]. If the database would be used as a blacklist, the resulting list would contain well-maintained web application projects such as Django, whereas some smaller projects might be shortlisted as safe because these are often less rigorously maintained. For these and related reasons, binary-valued vectors are actually observed for all packages: an element  $w$  in an observed vector  $\mathbf{w}$  takes a value zero for a fully vulnerability-free release and a value one if  $\tilde{w} > 0$  within a corresponding vector  $\tilde{\mathbf{w}}$  in (3).

## III. RESULTS

### A. Overview

A few general observations are presented before the time series results. The subset of CVE-referenced vulnerabilities (about 31% of all vulnerabilities) helps to deliver these points.

1) *Calendar time:* It is necessary to point out that Safety DB does not record any calendar time information for the vulnerabilities archived. By using the dates on which the CVE-referenced vulnerabilities were published in NVD, it seems that the vulnerabilities were mostly discovered and disclosed during the 2010s (see Fig. 1). By further examining the database's commit history, it becomes evident that the database was in fact initially built by examining NVD and related sources. The later entries are based on semi-manual keyword-based monitoring of commit logs and bug trackers in GitHub [9]. In contrast to the so-called Snyk database [12], no references are provided for the commits or bug reports, however. This lack of references implies that it is impossible to reconstruct the calendar time events. Therefore, it should be also noted that an analysis cannot rely on analytical operators and theoretical concepts sometimes used to examine release histories [16]. But as will be elaborated, the binary-valued vectors still provide a decent source for many insights even when the calendar time intervals between releases are ignored.

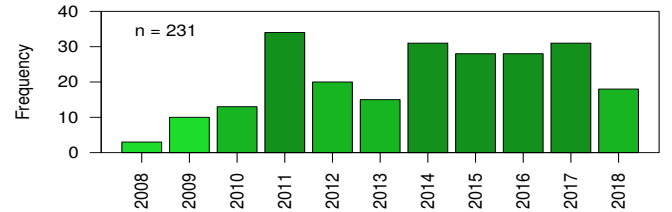


Fig. 1. Publication Years (NVD) of the CVE-referenced Vulnerabilities

2) *Squatting*: The so-called typo-squatting has become a bugbear for open source software package repositories. Particularly *npm* has been affected by these simple squatting attacks with which attackers upload malicious packages to a repository with highly similar names as the names of already existing legitimate packages. Also PyPI has been targeted, first in September 2017 [17] and then again in October 2018 [18]. Although these cases are excluded from the analysis, it is worth noting that both typo-squatting campaigns were likely serious attempts; among the names of the malicious packages were *telnet*, *djanga*, *crypt*, *urllib3*, and *setup-tools*.

3) *Severity*: The Common Vulnerability Scoring System (CVSS) is widely used to quantify the severity of vulnerabilities. For obtaining a quick overview, the so-called CVSS (v. 2) base scores are sufficient. These range from zero to ten; the higher the score for a vulnerability, the more severe the vulnerability. To aid the interpretation, it can be mentioned that the value four is a common but somewhat arbitrary benchmark for the base scores with respect to the importance of patching [19]. Given these remarks, the base CVSS scores are shown in Fig. 2 for the intersecting subset of vulnerabilities in Safety DB that have CVEs and the corresponding vulnerabilities in NVD that have CVSS entries. Presumably due to the small delays in NVD’s CVSS vulnerability scoring [20], it can be remarked that eight recent CVE-referenced vulnerabilities in Safety DB did not yet have CVSS data in NVD at the time of writing.

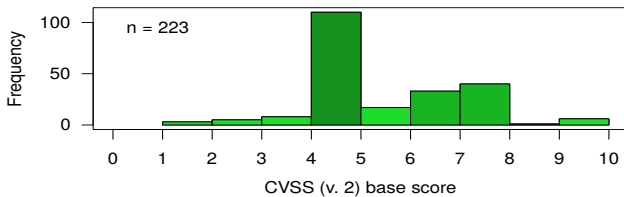


Fig. 2. The Severity of the CVE-referenced Vulnerabilities

The subset of vulnerabilities with both CVE and CVSS information indicate only relatively modest severity. The median base score is five. While the histogram shown partially reflects the second version of the CVSS standard and the general distribution in NVD [21], it also reflects the nature of Python as an interpreted language and the typical software packages written with the language. Severe low-level vulnerabilities are less common in this context. This said, there are two vulnerabilities with the maximum score: CVE-2016-4009 and CVE-2016-5636. Both refer to heap-based buffer overflows that can be exploited remotely. The corresponding packages are *Pillow* (a common library for handling images in Python) and *CPython*, that is, the reference yet the *de facto* interpreter for the whole language. These two cases are sufficient to underline that common packages for interpreted languages are not invulnerable to memory corruption issues. Many packages are written with multiple programming languages, and programming languages are written with programming languages.

4) *Weaknesses*: Software weaknesses are another abstraction related to vulnerabilities. When used with already known

vulnerabilities, these abstractions convey the underlying programming mistakes and software development flaws behind the concrete vulnerabilities observed. The so-called Common Weakness Enumeration (CWE) framework is used in NVD and related databases for cataloging the weaknesses behind the vulnerabilities archived to the databases. Although Safety DB does not use CWE, a subset of CVE-referenced vulnerabilities that have CWE entries in NVD provides a decent glimpse on the typical software weaknesses affecting Python packages.

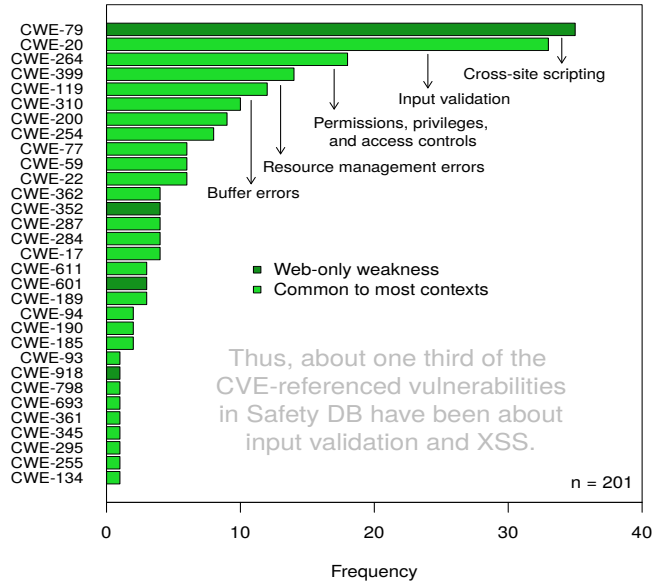


Fig. 3. The Weaknesses Behind the CVE-referenced Vulnerabilities

The results summarized in Fig. 3 show no big surprises in terms of the overall distribution of contemporary software vulnerabilities; cross-site scripting (XSS) vulnerabilities and more generally input validation bugs have continued to occupy many top-rankings. One explanation for the explosion of cross-site scripting vulnerabilities in the 2000s related to the adoption boom of the PHP programming language and, perhaps to a lesser extent, JavaScript’s increased popularity [22]. According to the results, also the later increase in Python’s popularity [23] seems to have contributed to the prevalence of XSS bugs. Even though also resource management flaws and buffer-related weaknesses have been unexpectedly common in the web-related Python packages observed, the only real surprise is the complete absence of structured query language (SQL) injection bugs (CWE-89) in the CVE-referenced subset.

### B. Releases

There were 765 vulnerabilities in Safety DB at the time of retrieving the database. Due to the constraints discussed in Subsection II-B, this amount reduced to 526 vulnerabilities that affected the releases of 335 packages. The following results are based on the binary vectors  $w_1, \dots, w_{335}$  constructed.

1) *Overview*: Before turning to the actual vulnerabilities, it is useful to take a brief look at the release histories of the packages observed. The lengths of the per-package

release histories are visualized in Fig. 4. Although the standard deviation is substantial, many of the packages have a relatively long release lineage; the median is 27 releases and the 75th percentile is a little over fifty releases. This observation hints that the packages tracked in Safety DB are generally mature and supposedly relatively well-maintained. While repository-wide release engineering strategies and associated monitoring may be desirable [16], the two visible outliers (`awscli` and `pytsite`) are enough to point out that the current release engineering practices vary a lot between Python packages.

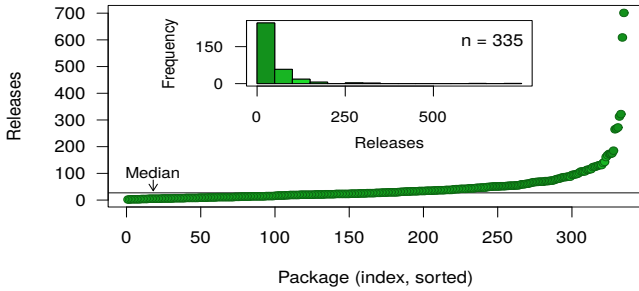


Fig. 4. Number of Releases According to PyPI

A basic question for release-based vulnerability analysis is how common it is for a release to be vulnerable. If there is no other available information whatsoever, this question amounts to calculating the sum of a  $\mathbf{w}_k$  divided by the vector’s length. The results are shown in Fig. 5 for all of the vectors. The unconditional probability is quite large for the packages’ arbitrarily picked releases to be vulnerable. On average over a half of the releases observed have been affected by at least one vulnerability. The median is 0.6. The shown distribution across the packages resembles the uniform probability distribution.

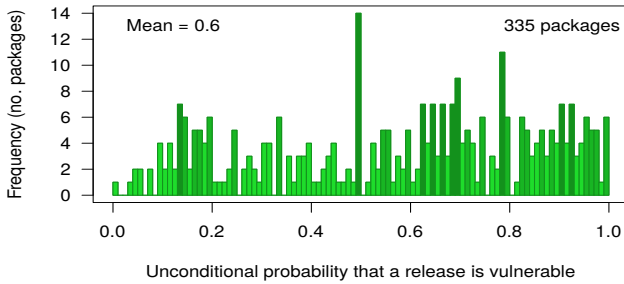


Fig. 5. Unconditional Probabilities

However, the unconditional probability is not ideal because there is additional information available even with the very limited data provided in Safety DB. This information relates to sequences of releases: if a release is vulnerable, it may be probable that either the past or the future release is also vulnerable, or both are. A classical first-order Markov chain can be used to examine such conditional probabilities. Because there are only two states (vulnerable and not vulnerable), the computation amounts to iterating over all possible release pairs and then forming a two-by-two contingency table from which

the transition probabilities can be calculated. The results are shown in Fig. 6 for two of the main state change trajectories.

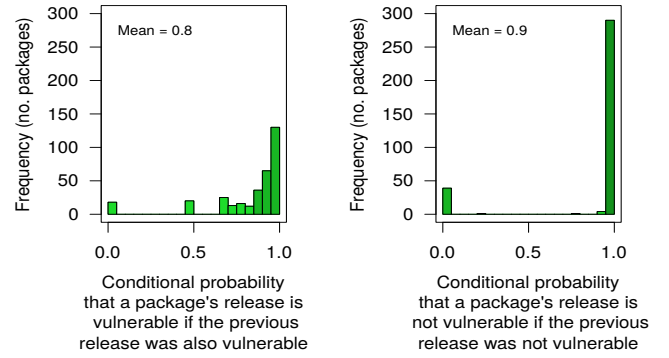


Fig. 6. Two Conditional Probabilities (first-order Markov chains)

The left-hand side plot summarizes the transition probabilities from vulnerable releases to further vulnerable releases. The result is clear: if a random vulnerable release is picked from a given package, it is highly probable that also the subsequent release is affected either by the same vulnerability or a different vulnerability. The result stems partially from the fact that most Python vulnerabilities have affected all previous releases. In other words, the condition "`<1.4.18`" in the snippet shown in Subsection II-A is fairly typical. Because all release pairs are counted, such conditions alone are not a sufficient explanation; there is also a fair amount of transitions from vulnerable to non-vulnerable releases. Indeed, the right-hand side plot in Fig. 6 seems to indicate that once a non-vulnerable release is reached, it is very probable that this release is followed by another vulnerability-free release. A further point is that the first-order Markov chain may not be enough to capture the longer software evolution history across releases [24]. To examine this problem a little further, a more formal but still simple time series analysis can be considered.

2) *Forecasts*: The binary-valued vectors can be also modeled with univariate “autologistic” regression models, which have been studied from the 1950s onward [25], [26], [27]. In the context of time series analysis the essence behind the models is simple: the standard logistic regression formulation is augmented with a predefined number of autoregression (AR) terms. Thus, the estimated conditional probability  $\hat{p}_{i_k}$  for the  $i$ :th release to be vulnerable in the  $k$ :th package is given by

$$\Pr(w_{i_k} = 1 \mid \text{past}) = \frac{\exp(\beta_0 + \sum_{j=1}^{\ell_k} \beta_j w_{(i-j)_k})}{1 + \exp(\beta_0 + \sum_{j=1}^{\ell_k} \beta_j w_{(i-j)_k})}, \quad (4)$$

where  $\beta_0$  is a constant and  $\beta_1, \dots, \beta_{\ell_k}$  are regression coefficients. Note that the length of an estimated vector  $\mathbf{w}_k$  is also reduced by the package-specific  $\text{AR}(\ell_k)$ -order of the process.

The in-sample forecast experiment is implemented by predicting the vulnerability probabilities for  $t = 5$  and  $t = 10$  releases, using the last five and ten releases as the forecasting targets. Two restrictions are imposed for statistical reasons: only packages with at least  $r_k \geq 25$  releases are qualified to

the experiment, and, furthermore, those packages are excluded for which the standard deviation of the  $(r_k - [t + \ell_k])$ -length training data is less than 0.25. These restrictions ensure that all optimizations and statistical routines compute without problems. In total, 99 packages passed the two criteria.

To determine the AR-orders, the maximum orders were first restricted to  $\alpha_k = \lfloor 0.1 \times r_k \rfloor$ , and then separate autologistic models were estimated for each of the ninety-nine packages using the full samples with  $\ell_k = 1, \dots, \alpha_k$ . According to the minimum values of the Akaike’s information criterion (AIC), the first-order AR process was preferable for as many as 96 packages. Two packages settled for AR(2) and one package for AR(14). Therefore, the classical Markov property seems to be sensible for the clear majority of the packages observed.

TABLE I  
A SUMMARY OF AUTOLOGISTIC FORECAST PERFORMANCE

$t = 5$			$t = 10$		
Mean	Median	Max	Mean	Median	Max
0.008	0.006	0.018	0.014	0.015	0.033

Basic model validation techniques (such as conventional cross-validation) are unsuitable in the time series context. Therefore, to summarize the overall forecasting performance with the AIC-selected orders, the absolute differences between the actual (binary) values and the predicted probabilities can be used just like in conventional time series analysis. The between-package averages of the mean, median, and maximum absolute differences are shown in Table I. To further clarify,

$$\frac{1}{99} \sum_{k=1}^{99} \left( \frac{1}{t} \sum_{i=s}^{r_k} |w_{i_k} - \hat{p}_{i_k}| \right), \quad s = r_k - (t + \ell_k) + 1, \quad (5)$$

is used for the mean columns in the table, for instance. According to the numbers shown, the predictions mostly based on AR(1) models are highly sensible. The averages of the maximum absolute differences are below 0.04 in both forecasting windows, for instance. Because most of the releases in the  $t = 5$  and  $t = 10$  forecast windows have not been vulnerable, the results largely reinforce the right-hand side plot in Fig. 6, given that  $\Pr(w_{i_k} = 0 \mid \text{past}) = 1 - \hat{p}_{i_k}$  via (4). If the conventional  $\hat{p}_{i_k} \geq 0.5$  threshold is used to assign the predicted probabilities to the binary categories of vulnerable and non-vulnerable releases, the average accuracy (correct predictions to all predictions) is as high as 0.99. To adjust the interpretation, consider a naïve predictor that simply assigns all values in a package’s test data according to whether majority of the releases in the package’s training data have been either vulnerable or non-vulnerable. The average accuracy across packages is as low as 0.42 for such a naïve predictor. As is soon discussed, the exceptionally good accuracy rates for the autologistic models do not tell the whole story, however.

#### IV. DISCUSSION

This paper examined vulnerabilities in common Python packages. The results can be summarized with three points.

By assuming that the CVE-referenced subset generalizes to all vulnerabilities in Safety DB, the first point is that many of the vulnerabilities observed have been only mildly severe. Input validation and XSS have been the most typical weaknesses behind the vulnerabilities. Given that XSS is classified as a moderately or even highly severe vulnerability in related repository-specific vulnerability databases [11], the observation bespeaks about the desirability of using standardized frameworks such as CVSS and CWE for practical vulnerability tracking. The result also underlines that Safety DB is implicitly biased toward Python packages used for web development. By implication, the potential generalizability of the paper’s results to all Python packages should be taken with a grain of salt.

Second, the uniform distribution seems to describe relatively well the between-package unconditional probabilities for the packages’ releases to be vulnerable. If a random package from Safety DB would be picked for deployment, the choice would be close to random in terms of the unconditional probability for the package’s releases to be vulnerable compared to the releases of other packages. However, such random picking is obviously not a realistic deployment scenario. For further research with practical relevance, a good question would be the conditional probability for a whole container to be vulnerable given the packages deployed within the container. The question is challenging because the univariate per-package conditional probabilities are dependent on release histories.

Thus, third, the time series results indicate that only the recent past seems to be relevant for univariate estimation of conditional probabilities. While this result is partially explained by the fact that most vulnerabilities in Python packages have affected all previous releases of the packages, the result is also sensible from a practical package management viewpoint—it is the currently installed release that sets the reference point for an upgrade. Besides supporting somewhat similar observations made earlier [28], the result aligns with the more general software evolution research domain within which only short autoregressive orders are often observed to perform well [29]. All in all, the classical Markov property seems sensible according to the results. By implication, practical foresight based on release histories may be difficult despite of the good statistical performance reported. If only a current release is used to predict whether a future release is vulnerable, the prediction is arguably haphazard in terms of actual security: the probability may be low, but vulnerabilities still do occur.

Moreover, another question is whether there are cross-sectional (between-package) correlations [24]. In other words, the probability that a package’s release is vulnerable may be conditional on whether a release of some other package is either vulnerable or has been vulnerable in the past. This reasoning points toward the analysis of dependencies between packages. Although good progress has recently been made with continuous (calendar) time approaches [16], [30], potential dependencies between discrete-time state changes remain poorly understood. To further complicate things, state changes should be examined on the side of deployments; a package is merely software—the potential security risks

realize only when the package is actually installed somewhere. For instance, a recent industry case study indicated that many of the vulnerable dependencies were not actually deployed; hence, the security risks were limited [30]. Further research is required to examine similar questions on a larger scale. Indeed, Safety DB could be used in Internet measurement research for examining vulnerable web applications deployed in the wild.

Finally, a few words are warranted about Safety DB and related databases in the context of practical vulnerability tracking. The recent challenges in the global CVE-based tracking infrastructure [6], [7] have also increased the proliferation of vulnerability databases. These challenges motivated also the introduction of Safety DB [9]. Yet, in the big picture a centralized tracking infrastructure is desirable for software vulnerabilities. To this end, further research is required also regarding the means by which the challenges could be resolved. This line of research involves the practical question of how the repositories and the repository-specific databases could be integrated into the centralized CVE-based infrastructure. The topic is timely; there have been talks [31] about the possibility to assign CVEs via GitHub for projects hosted on the platform.

## REFERENCES

- [1] M. Almkaynizi, E. Nunes, K. Dharaiya, M. Senguttuvan, J. Shakarian, and P. Shakarian, "Proactive Identification of Exploits in the Wild Through Vulnerability Mentions Online," in *Proceedings of the International Conference on Cyber Conflict (CyCon U.S.)*. Washington: IEEE, 2017, pp. 82–88.
- [2] A. Nappa, R. Johnson, L. Bilge, J. Caballero, and T. Dumitras, "The Attack of the Clones: A Study of the Impact of Shared Code on Vulnerability Patching," in *Proceedings of the IEEE Symposium on Security and Privacy (IEEE S&P 2015)*. San Jose: IEEE, 2015, pp. 692–708.
- [3] J. Visser, "5 Automation Trends in Software Development, Quantified: Lessons from Hundreds of Development Practice Assessments Across the Industry," 2018, O'Reilly Media, Inc., available online in August 2018: <https://www.oreilly.com/ideas/5-automation-trends-in-software-development-quantified>.
- [4] H. Plate, S. E. Ponta, and A. Sabetta, "Impact Assessment for Vulnerabilities in Open-Source Software Libraries," in *Proceedings of the IEEE International Conference on Software Maintenance and Evolution (ICSME 2015)*, Bremen, 2015, pp. 411–420.
- [5] J. M. Schleicher, M. Vögler, C. Inzinger, and S. Dustdar, "Smart Brix—A Continuous Evolution Framework for Container Application Deployments," *PeerJ Computer Science*, no. 2:e66, 2016.
- [6] F. Li and V. Paxson, "A Large-Scale Empirical Study of Security Patches," in *Proceedings of the 2017 ACM SIGSAC Conference on Computer and Communications Security (CCS 2017)*. Dallas: ACM, 2017, pp. 2201–2215.
- [7] J. Ruohonen, S. Rauti, S. Hyrynsalmi, and V. Leppänen, "A Case Study on Software Vulnerability Coordination," *Information and Software Technology*, vol. 103, pp. 239–257, 2018.
- [8] J. E. Dunn, "CVE? Nope. NVD? Nope. Serious Must-Patch Type Flaws Skipping Mainstream Vuln Lists – Report: Infosec Firm Fingers 'Decentralised' Reporting," 2018, The Register. Available online in August 2018: [https://www.theregister.co.uk/2018/08/14/record\\_software\\_vulnerabilities/](https://www.theregister.co.uk/2018/08/14/record_software_vulnerabilities/).
- [9] pyup.io, "Finding Security Vulnerabilities in Third Party Packages," 2018, Available online in August 2018: <https://pyup.io/posts/finding-security-vulnerabilities-in-third-party-packages/>.
- [10] J. Stuckman and J. Purtilo, "Mining Security Vulnerabilities from Linux Distribution Metadata," in *Proceedings of the IEEE International Symposium on Software Reliability Engineering Workshops (ISSREW 2014)*, Napples, 2014, pp. 323–328.
- [11] A. Decan, T. Mens, and E. Constantinou, "On the Impact of Security Vulnerabilities in the npm Package Dependency Network," in *Proceedings of the 15th International Conference on Mining Software Repositories (MSR 2018)*. Gothenburg: ACM, 2018, pp. 181–191.
- [12] J. Ruohonen and V. Leppänen, "Toward Validation of Textual Information Retrieval Techniques for Software Weaknesses," in *Proceedings of the 29th International Workshop on Database and Expert Systems Applications (DEXA 2018)*. Regensburg: Springer, 2018, pp. 265–277.
- [13] pyup.io et al., "Safety DB," 2018, Data retrieved in September 2018 from: <https://github.com/pyupio/safety-db>.
- [14] "The Python Package Index (pypi)," 2018, Available online in September: <https://pypi.org/>, data retrieved in September 2018 with pip.
- [15] NIST, "NVD Data Feeds," 2018, National Institute of Standards and Technology (NIST). Data retrieved in September 2018 from: <https://nvd.nist.gov/vuln/data-feeds>.
- [16] A. Decan, T. Mens, and E. Constantinou, "On the Evolution of Technical Lag in the npm Package Dependency Network," in *Proceedings of the 34th IEEE International Conference on Software Maintenance and Evolution (ICSME 2018)*. Madrid: IEEE, 2018.
- [17] T. Claburn, "Pretend Python Packages Prey on Poor Typing: Typosquatting Attack Hits the PyPI Registry," 2017, The Register, available online in August 2018: [https://www.theregister.co.uk/2017/09/15/pretend\\_python\\_packages\\_preay\\_on\\_poor\\_typing/](https://www.theregister.co.uk/2017/09/15/pretend_python_packages_preay_on_poor_typing/).
- [18] C. Cimpanu, "Twelve Malicious Python Libraries Found and Removed from PyPI," 2018, ZDNet, CBS Interactive, available online in October 2018: <https://www.zdnet.com/article/twelve-malicious-python-libraries-found-and-removed-from-pypi/>.
- [19] L. Allodi and F. Massacci, "Attack Potential in Impact and Complexity," in *Proceedings of the International Conference on Availability, Reliability and Security (ARES 2017)*. Reggio Calabria: ACM, 2017, pp. 32:1–32:6.
- [20] J. Ruohonen, "A Look at the Time Delays in CVSS Vulnerability Scoring," *Applied Computing and Informatics*, 2017, published online in December.
- [21] L. Gallon, "Vulnerability Discrimination Using CVSS Framework," in *Proceedings of the 4th IFIP International Conference on New Technologies, Mobility and Security (NTMS 2011)*. Paris: IEEE, 2011, pp. 1–6.
- [22] K. Sivakumar and K. Garg, "Constructing a 'Common Cross Site Scripting Vulnerabilities Enumeration (CXE)' Using CWE and CVE," in *Proceedings of the International Conference on Information Systems Security (ICISS 2007), Lecture Notes in Computer Science (Volume 4812)*, P. McDaniel and S. K. Gupta, Eds. Springer, 2007, pp. 277–291.
- [23] S. Cass, "The 2018 Top Programming Languages: Python Stays on Top, and Assembly Enters the Top Ten," 2018, IEEE Spectrum, available online in August 2018: <https://spectrum.ieee.org/at-work/innovation/the-2018-top-programming-languages>.
- [24] J. Ruohonen and V. Leppänen, "How PHP Releases Are Adopted in the Wild?" in *Proceedings of the 24th Asia-Pacific Software Engineering Conference (APSEC 2017)*. Nanjing: IEEE, 2017, pp. 71–80.
- [25] D. R. Cox, "The Regression Analysis of Binary Sequences," *Journal of the Royal Statistical Society. Series B (Methodological)*, vol. 20, no. 2, pp. 215–242, 1958.
- [26] T. H. Rydberg and N. Shephard, "Dynamics of Trade-by-Trade Price Movements: Decomposition and Models," *Journal of Financial Econometrics*, vol. 1, no. 1, pp. 2–25, 2003.
- [27] H. Kauppi and P. Saikkonen, "Predicting U.S. Recessions With Dynamic Binary Response Models," *The Review of Economics and Statistics*, vol. 90, no. 4, pp. 777–791, 2008.
- [28] S. Murtaza, W. Khreich, A. Hamou-Lhadj, and A. B. Bener, "Mining Trends and Patterns of Software Vulnerabilities," *Journal of Systems and Software*, vol. 117, pp. 218–228, 2016.
- [29] G. Rasool and N. Fazal, "Evolution Prediction and Process Support of OSS Studies: A Systematic Mapping," *Arabian Journal for Science and Engineering*, vol. 42, no. 8, pp. 3465–3502, 2017.
- [30] I. Pashchenko, H. Plate, S. E. Ponta, A. Sabetta, and F. Massacci, "Vulnerable Open Source Dependencies: Counting Those That Matter," in *Proceedings of the 12th International Symposium on Empirical Software Engineering and Measurement (ESEM 2018)*. Oulu: ACM, 2018, pp. 42:1 – 42:10.
- [31] MITRE, "CVE Board Meeting Summary – 3 October 2018," 2018, Available online in October 2018: <http://cve.mitre.org/data/board/archives/2018-10/msg00013.html>.