

Inception-Residual Block based Neural Network for Thermal Image Denoising

Seongmin Hwang, Gwanghyun Yu, Nazeer Shahid, Huy Toan Nguyen and Jinyoung Kim

Department of Electronics and Computer Engineering, Chonnam National University, 77 Yongbong-ro, Buk-gu, Gwangju 61186, Korea

Abstract: Thermal cameras shows noisy images due to their limited thermal resolution, especially for scenes of low temperature difference. In this paper, to deal with noise problem, we propose a novel neural network architecture with repeatable denoising inception residual blocks(DnIRB) for noise learning. Each DnIRB has two sub-blocks with difference receptive fields and one shortcut connection for preventing vanishing gradient problem. The proposed approach is tested for thermal images. The experimental results show that the proposed approach show the best SQNR performance and reasonable processing time compared with state-of-the-art denoising methods.

Keywords: Image Denoising, Convolutional Neural Networks, Thermal Image, Receptive field, Residual Learning

1. INTRODUCTION

The noise in digital images occur because of several reasons such as collection, coding, transmission and processing. Image denoising techniques is implemented in low-level image processing which still an active topic in computer vision field. The main purpose of denoising technique is recovering a clean image x from a noisy image y ($y = x + v$, where x : clean image, v : noise).

For decades, several approaches have been exploited to handle noising problem such as Gaussian Smoothing [1], the anisotropic filtering [2, 3], the Total Variation minimization [4], wavelet thresholding method [5, 6], and BM3D [7]. Nonlocal self-similarity(NSS) models (BM3D [7], LSSC [8], NCSR [9] and WNNM [10]) had achieved high performance. More specifically, Block Matching and 3D Collaborative Filtering (BM3D) was realized as the best approach in image noise reduction. Image prior-based methods which recover original image from noisy image with no prior information have good performance removing noise in image. However, these approaches have some limitations as follows. First, image prior-based methods involve complex optimization task leading to high

computational cost. Second, hand-designed parameters are difficult to select.

In the last ten years, a variety of discriminative learning methods were researched to overcome aforementioned problems. By implementing Multi-layer perceptron (MLP) [11] on GPU with large dataset, Burger et al was able to achieved good denoising performance. Schmidt et al. suggested cascade of shrinkage fields (CSF) which combine random field based model and optimization algorithm [12]. Trainable nonlinear reaction diffusion (TNRD) is proposed to train parameters in diffusion model based on gradient descent inference step [13].

Recently, thanks to the developing of hardware technology especially in GPU, the deep learning method was adopt removing noise in image. Particularly, Zhang et al. [14] introduced CNN denoiser (DnCNN) to train parameters by residual learning. Byeongyong Ahn, and Nam Ik Cho proposed blockmatching convolutional neural network (BMCNN) [18] which combines NSS prior and CNN. These approaches were able to overcome problems of previous methods, however, they still required long processing time. There were many approaches based on deep learning were introduced to solve noise problem for RGB images, but none of them was for removing noise in thermal image. In fact, once taking an image by thermal camera in the environment in which difference between minimum and maximum temperature is less than 2°C , random noise is existed because of quantization.

In this paper, a novel neural network architecture with repeatable denoising inception residual blocks(DnIRB) for noise learning is proposed. Our proposed method attains high performance and fast processing time in comparing to previous methods.

Our paper is organized as follows. The proposed model architecture with repeatable inception-residual blocks to explain residual learning is introduced in section 2. Experimental set up and results are presented in section 3. Finally, the conclusion is provided in section 4.

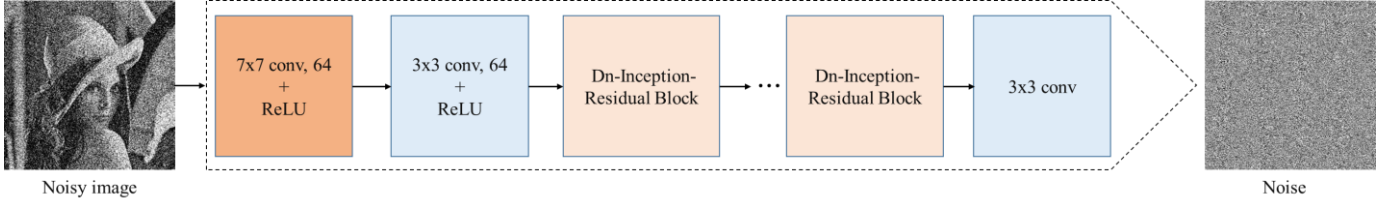


Figure 1 Proposed Model Architecture

2. PROPOSED METHOD

In this section, the proposed model architecture based on Denoising Inception-Residual block is presented. After that, the detail of Repeatable Inception-Residual Block is presented. Finally, Residual Learning is explained.

2.1 Model Architecture

An overview of the proposed method is depicted in Figure 1. Our works has been inspired by DnCNN network [14]. However, to improve the training speed, we proposed to apply Inception-ResNet [15] instead of normal convolutional layers in the middle of the network. At low feature level, a simple convolution layer and a complex convolution layer show similar results [17]. Therefore, at the first and second layer, the 7×7 and $3 \times 3 \times 64$ convolution filters are adopted respectively to obtain 64 low-level feature map. The repeatable denoising inception-residual blocks (DnIRB) is then configured. Finally, the single convolution filter of $3 \times 3 \times 64$ is applied to get the noise output.

2.2 Repeatable Denoising Inception-Residual Block

Recently, the convolutional neural network achieved good performance in image classification and recognition. Specially, the Inception-ResNet [15], which contains a variety of receptive fields and short-cut connections, showed remarkable results in both processing time and performance. The benefit of the Inception-Resnet is investigated in our proposed method to enhance denoising result of thermal images.

The architecture of repeatable DnIRB is illustrated in Figure 2. This block is divided into two sub-blocks. Firstly, the 1×1 convolution filter is applied for each sub-block based on bottleneck process to reduce the number of channels from 64 to 32 in order to decrease the computational cost. One sub-block contains one 3×3 convolutional layer. Conversely, the other has two 3×3 convolutional layers as shown in Figure 2. The local features of two sub-blocks with different sizes are collected and concatenated. The short-cut connection is directly applied between input and output to prevent vanishing

gradient in deep neural network. The short-cut connection performs an identity mapping and its outputs are added to the concatenated layers, as illustrated in Figure 2. The short-cut connection does not add additional parameters and computational complexity [16].

2.3 Residual Learning

An input noisy image (y) is generated by the sum of clean image (x) and noise (v). That is $y = x + v$.

Discriminative denoising model such as MLP [11] was trained to estimate clean image ($D(y)=x$). In contrast, the proposed approach is based on residual learning method, which learns noise estimator ($R(y)=v$). The loss function of residual learning is defined in equation (1).

$$L(\theta) = \frac{1}{n} \sum_{i=1}^n \|R(y_i; \theta) - n_i\|^2 \quad (1)$$

where, R is noise estimator with parameter θ , and n is noise. Generally, estimating clean images of noisy observation are more complex than training noise image learners [14].

3. EXPERIMENT AND RESULTS

3.1 Experiment

We trained the proposed model by our own dataset with the 640×480 pixel resolution. The dataset was recorded in Chonnam National University by Argo-S thermal camera at 31fps. To increase the number of training samples, each image is separated to small patches with 40×40 size and 14 stride. After that, the data augmentation methods are applied including flip, scaling, and rotation. Finally, total number of image patches are 1,044,548. We train the proposed model using TensorFlow by Nvidia Tesla K40c GPU. In the testing phase, the Intel(R) Core(TM) i7-4790 CPU 3.60Hz and 8GB RAM is used. We evaluate the denoising performance of the proposed method with previous state-of-the-art methods in both accuracy and computational cost aspects using our own database.

3.2 Result

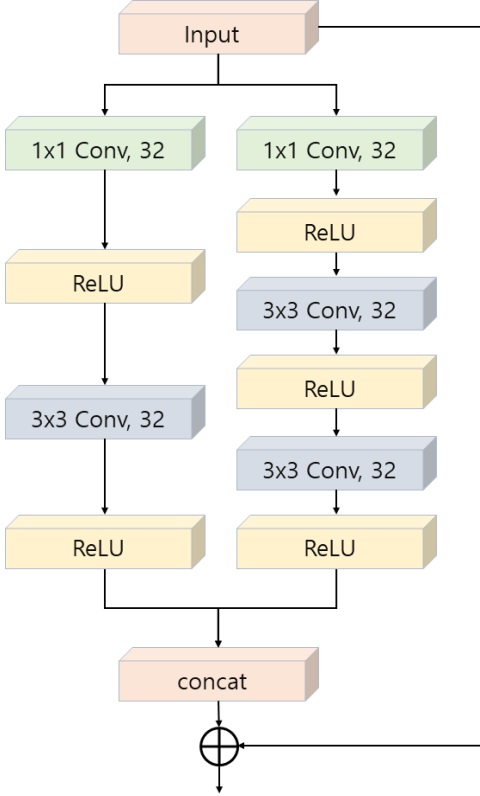


Figure 2 Repeating denoising inception-residual block (DnIRB)

Table 1 shows the comparisons of the average PSNR for the proposed method and other previous approaches with Laplace noise. In the table it is observed that the proposed method obtains the best performance compared with other state-of-the-arts methods. The denoising results with Laplace noise is shown in figure 3. The computational cost comparisons are presented in Table 2. The proposed method is double faster than DnCNN and achieved the lowest computation cost. The effects of number of repeatable denoising inception residual blocks(DnIRB) are investigated in Table 3. We change the number of block from 2, 4, 8, 16 to test the performance and processing speed. We figure out that the PSNR is increased based on the number of blocks. However, the processing time gets longer with the increasing of learning parameters.

Furthermore, Gaussian noise removing ability is also examined as shown in Table 4. The proposed method outperforms other state-of-the-art approach in case of Gaussian noise with thermal image. Figure 4 illustrate the denoising results with Gaussian noise.

4. CONCLUSIONS

While taking images by thermal cameras at a distance close to target objects, we can observe noisy images. To

denoise noisy images, we proposed the Deep Learning Based Denoising Model using end-to-end mapping with Residual Learning. Our model contains special unit namely, repeatable denoising inception residual blocks(DnIRB). DnIRB has two separate sub-blocks to obtain various receptive fields. To avoid vanishing gradient, the direct short-cut connection between input and output is adopted. Our method is compared to various state-of-the-arts approaches using our own thermal image dataset and the experimental results showed that the proposed approach attain the best SQNR with low calculation amount. On the other hands with the increase of repeatable DnIRBs, the proposed method gets more higher SQNR. But the method needs more processing time. So, the proper number of blocks should be selected considering the SQNR and time consuming for a given application.

Our achievements can be applied in various applications to enhance not only thermal images but also visual images.

Table 1: The average PSNR(dB) of Laplace Noise

Scale	$b = 5$	$b = 7.5$	$b = 12.5$	$b = 25$
Noisy Image	30.95	27.47	23.14	17.56
BM3D	43.82	42.05	39.41	35.1
WNNM	43.47	41.58	38.58	33.89
MLP	-	-	38.26	33.38
TNRD	-	41.52	38.93	34.44
DnCNN	43.69	42.1	39.57	34.75
Proposed	44.31	43.07	40.89	37.48

Table 2. Comparison of processing time

Method	PSNR(dB)	Time(sec)
BM3D	39.41	2.143
WNNM	38.58	331.1462
MLP	38.26	12.786
TNRD	38.93	2.6427
DnCNN	39.57	1.591
Proposed (2-blocks)	40.26	0.7508




Figure 3 Denoising results with Laplace noise level 12.5




Figure 4 Denoising results with Gaussian noise level 25

Table 3. The average PSNR(dB) and Time according to number of blocks

Number of blocks	PSNR(dB)	Time(sec)
2-blocks	40.26	0.7508
4-blocks	40.89	1.2816
8-blocks	41.25	2.2579
16-blocks	41.55	4.2563

Table 4. The average PSNR(dB) of Gaussian Noise

Sigma	$\sigma = 10$	$\sigma = 15$	$\sigma = 25$	$\sigma = 50$
Noisy Image	28.13	24.63	20.29	14.73
BM3D	42.31	40.28	37.36	32.52
WNNM	42.39	40.32	37.25	32.18
MLP	-	-	37.74	33.84
TNRD	-	40.08	37.33	32.22
DnCNN	42.39	40.77	38.12	32.54
Proposed	42.74	41.08	38.66	34.50

ACKNOWLEDGMENTS

This research was supported by the MSIT(Ministry of Science and ICT), Korea, under the ITRC(Information Technology Research Center) support program(IITP-2018-2016-0-00314) supervised by the IITP(Institute for Information & communications Technology Promotion) And the support of "Cooperative Research Program for Agriculture Science and Technology Development (Project No. PJ01385501)" Rural Development Administration, Republic of Korea.

REFERENCES

- [1] M. Lindenbaum, M. Fischer, and A. Bruckstein. "On gabor contribution to image enhancement," *Pattern Recognition*, vol. 27, no. 1, pp. 1–8, 1994.
- [2] L. Alvarez, P.-L. Lions, and J.-M. Morel. "Image selective smoothing and edge detection by nonlinear diffusion (ii)," *SIAM Journal of numerical analysis*, vol. 29, pp. 845–866, 1992.
- [3] P. Perona and J. Malik. "Scale space and edge detection using anisotropic diffusion," *IEEE Trans. Patt. Anal. Mach. Intell.*, vol. 12, pp. 629–639, 1990.
- [4] L. Rudin, S. Osher, and E. Fatemi. "Nonlinear total variation based noise removal algorithms," *Physica D: Nonlinear Phenomena*, vol. 60, no. 1-4, pp. 259–268, 1992.
- [5] R. Coifman and D. L. Donoho, "Translation invariant denoising," in *Wavelets and Statistics*. New York: Springer-Verlag, Lecture Notes in Statistics, vol. 103, pp. 120-150, 1995.
- [6] D. Donoho. "De-noising by soft-thresholding," *IEEE Transactions on Information Theory*, vol. 41, pp. 613-627, 1995.
- [7] K. Dabov, A. Foi, V. Katkovnik, and K. Egiazarian, "Image denoising by sparse 3-D transform-domain collaborative filtering," *IEEE Transactions on Image Processing*, vol. 16, no. 8, pp. 2080–2095, 2007.
- [8] J. Mairal, F. Bach, J. Ponce, G. Sapiro, and A. Zisserman, "Non-local sparse models for image restoration," in *IEEE International Conference on Computer Vision*, pp. 2272–2279, 2009.
- [9] W. Dong, L. Zhang, G. Shi, and X. Li, "Nonlocally centralized sparse representation for image restoration," *IEEE Transactions on Image Processing*, vol. 22, no. 4, pp. 1620–1630, 2013.
- [10] S. Gu, L. Zhang, W. Zuo, and X. Feng, "Weighted nuclear norm minimization with application to image denoising," in *IEEE Conference on Computer Vision and Pattern Recognition*, pp. 2862–2869, 2014.
- [11] H. C. Burger, C. J. Schuler, and S. Harmeling, "Image denoising: Can plain neural networks compete with BM3D?" in *IEEE Conference on Computer Vision and Pattern Recognition*, pp. 2392–2399, 2012.
- [12] U. Schmidt and S. Roth, "Shrinkage fields for effective image restoration," in *Proc. of Computer Vision and Pattern Recognition (CVPR)*, pp. 2774–2781, 2014.
- [13] Y. Chen and T. Pock, "Trainable nonlinear reaction diffusion: A flexible framework for fast and effective image restoration," *IEEE Trans. Pattern Analysis and Machine Intelligence*, vol.39, no. 6, pp. 1256-1272, 2017.
- [14] K. Zhang, W. Zuo, Y. Chen, D. Meng, and L. Zhang. "Beyond a Gaussian denoiser: Residual learning of deep CNN for image denoising," in *IEEE Transactions on Image Processing*, vol. 26, no. 7, pp.3142-3155, 2017.
- [15] C. Szegedy, S. Ioffe, and V. Vanhoucke. "Inception-v4, inception-resnet and the impact of residual connections on learning," *CoRR*, abs/1602.07261, 2016.
- [16] K. He, X. Zhang, S. Ren, and J. Sun, "Deep residual learning for image recognition," in *IEEE Conference on Computer Vision and Pattern Recognition*, pp. 770–778, 2016.
- [17] M. D. Zeiler, and R. Fergus, "Visualizing and understanding convolutional networks," *CoRR*, abs/1311.2901, 2013.
- [18] B. Ahn and N.I Cho. "Block-Matching Convolutional Neural Network for Image Denoising." *arXiv preprint arXiv:1704.00524*, 2017.