

High energy power-law tail in X-ray binaries and bulk Comptonization due to a outflow from a disk

Nagendra Kumar

Department of Physics, Indian Institute of Science, Bangalore 560012, India.

*Corresponding author. E-mail: nagendra.bhu@gmail.com

Abstract. We study the high energy power-law tail emission of X-ray binaries (XRBs) by a bulk Comptonization process which usually observe in the very high soft VHS state of blackhole BH XRBs and the high soft HS state of neutron star (NS) and BH XRBs. Earlier, to generate the power-law tail in bulk Comptonization framework, a free-fall converging flow into BH or NS has been considered as a bulk region. In this work, for a bulk region we consider mainly an outflow geometry from the accretion disk which is bounded by a torus surrounding the compact object. We have a two choice for an outflow geometry i) collimated flow ii) conical flow of opening angle θ_b and the axis is perpendicular to the disk. We also consider an azimuthal velocity of the torus fluids as a bulk motion where the fluids are rotating around the compact object (a torus flow). We find that the power-law tail can be generated in a torus flow with having large optical depth and bulk speed ($> 0.75c$), and in conical flow with $\theta_b > \sim 30$ degree for a low value of Comptonizing medium temperature. Particularly, in conical flow the low opening angle is more favourable to generate the power-law tail in both state HS and VHS. We notice that when the outflow is collimated, then the emergent spectrum does not have power-law component for a low Comptonizing medium temperature.

Key words. stars: black holes – stars: neutron – X-rays: binaries – X-rays: radiation mechanisms: thermal

1. Introduction

X-ray binaries (XRBs) generally exhibit three spectral states, a) power-law dominated low intense hard (LH) state, b) blackbody dominated high intense soft (HS) state and c) intermediate state (IS). XRBs frequently transit from one spectral state to other spectral state in sequence, like LH \rightarrow IS \rightarrow HS \rightarrow IS \rightarrow LH state. In black hole BH XRBs during a spectral transition from LH to HS, a very high intense power-law dominated (VHS) state is observed, which usually extends more than 200 keV without an exponential cut-off with photon index $\Gamma > 2.4$. VHS state is also termed as a steep power law (SPL) state. Generally, the SPL state occurs through an outburst and in the hardness intensity diagram (or Q-diagram), it is observed in upper-right region, where occasionally an episodic jet is observed (for review, see Belloni et al., 2011, Done et al., 2007, McClintock & Remillard, 2006; in particular, Debnath et al., 2008, Dunn et al., 2010, McClintock et al., 2009, Nandi et al., 2012, Pahari et al., 2014). A high energy power-law tail is also observed in HS state of both BH and NS (neutron star) XRBs, which may be extended up to 200 keV or more with $\Gamma > 2.0$ (see, e.g., Joinet et al., 2005, Motta et al., 2009, Revnivtsev et al., 2014, Titarchuk & Shapiro, 2010, Titarchuk et al., 2014).

The power-law component in X-ray spectrum of

XRBs generally explain by thermal Comptonization process, where the soft photons get upscattered by high energetic electrons, which have thermal velocity distribution (e.g., Kumar & Misra, 2016a). However, to explain the high energy power-law tail by thermal Comptonization, the required electron medium temperature is ~ 100 keV and the optical depth around unity (Parker, et al., 2016, Titarchuk et al., 2014). Mainly, three models are proposed for power-law tail in context of Comptonization, i) non-thermal Comptonization (Done & Kubota, 2006, Kubota & Done, 2016) ii) hybrid Comptonization model (Coppi, 1999, Gierlinski et al., 1999) iii) bulk Comptonization model (Farinelli et al., 2009, Paizis et al., 2006, Titarchuk et al., 1997). In bulk Comptonization, the soft photons are upscattered by high energetic electrons, which have both thermal and bulk motions. For bulk region, Titarchuk et al. (1997) had considered a free-fall converging flow of spherically accreted plasma into BH (later, a bulk Comptonization model was also developed for NS with a similar free-fall bulk region, see, e.g., Farinelli et al., 2009). However, a spherically free-fall region into BH was first proposed by Chakrabarti & Titarchuk (1995) to examine the HS state in BH XRBs.

An outflow is observed in both HS and SPL state of X-ray binaries. In SPL state occasionally, an episodic relativistic jet outflow is observed. In HS state, a wind outflow is occurred in wide range of speed 0.01–0.03c

and the wind launching radius decreases with increasing wind speed (e.g., Díaz Trigo & Boirin, 2016, Miller et al. 2016, Ponti et al., 2012, Tombesi et al., 2012, 2015). In this work, our primary motivation is to investigate the outflow geometries which can generate the high energy power-law tail. As it was earlier noticed that for spherically divergent type of outflow, the soft photons spectrum would be got only downscattered (see, e.g., Ghosh et al., 2010, Laurent & Titarchuk, 2007, Psaltis, 2001, Titarchuk et al., 2012). We use a Monte Carlo scheme for computing the bulk Comptonized spectra. We find that when the bulk region is due to a conical outflow (of speed greater than 0.4c) then the bulk Comptonized spectra have power-law component even for the low Comptonizing medium temperature. Although, such high speed wind ($> 0.4c$) is not yet observed.

2. Methodology & Emergent spectrum from outflow geometry

In bulk Comptonization process the average energy exchange per scattering for a monochromatic photon of energy E (Blandford & Payne, 1981a,b, Titarchuk et al., 1997) is $\Delta E = \Delta E_{TH} + \left(\frac{4u_b}{c\tau} + \frac{(u_b/c)^2}{3} \right) \frac{E}{m_e c^2}$. Here, $\Delta E_{TH} = (4kT_e - E) \frac{E}{m_e c^2}$ is for thermal Comptonization i.e., $u_b = 0$, kT_e is the Comptonizing medium temperature, u_b is the bulk speed, τ is the optical depth of the scattering medium, m_e is the rest mass of the electron and k is Boltzmann constant. For a sets of parameters, if the corresponding ΔE is same and the bulk direction is taken to be random (like the thermal motion) then the emergent spectra are similar for a given average scattering number $\langle N_{sc} \rangle$.

We compute the bulk Comptonized spectra by Monte Carlo (MC) methods with neglecting the general relativistic effects, and the algorithm for MC scheme is similar to Kumar & Misra (2016b), Laurent & Titarchuk (1999), Niedzwiecki & Zdziarski (2006). Due to the bulk motion of the medium, the mean free path for photon is increased, e.g., in Table 1, we have listed the variation of mean free path of photon with u_b . We check the MC code results, by comparing the simulated bulk Comptonized spectra with thermal Comptonized spectra ($u_b = 0$). For example, for a bulk Comptonization parameter set ($kT_e = 2.0$ and $u_b = 0.076 c$) and a thermal Comptonization parameter set ($kT_e = 3.0$ keV and $u_b = 0$), ΔE is same, and we find the emergent bulk Comptonized spectra are similar to the thermal Comptonized one either in case of single scattering or multiple scattering (see, for details, Kumar, 2017). We also simulate the Wien peak spectra (i.e., $\langle N_{sc} \rangle > 500$) for these two sets and we find the corresponding Wien peak is sim-

Table 1. The mean free path of photon of energy E at given bulk speed u_b , when the medium has temperature $kT_e = 3.0$ keV and the optical depth $\tau = 3$.

E (in keV)	the mean free paths of photons (in unit of medium width L) when the bulk speed $u_b =$					
	0	0.1c	0.5c	0.9c	0.95c	0.99c
0.5	0.334	0.337	0.407	1.09	1.82	6.82
1.0	0.334	0.338	0.408	1.09	1.82	6.85
10.0	0.346	0.350	0.423	1.14	1.91	7.23
50.0	0.395	0.399	0.484	1.32	2.22	8.38
100.0	0.451	0.455	0.551	1.49	2.51	9.35

ilar, as shown by curve 1 in Fig. 1. Here, One can loosely say that the equivalent thermal temperature for bulk parameter set ($kT_e = 2.0$ and $u_b = 0.076 c$) is 3.0 keV. In similar way, we assign the equivalent thermal temperature for bulk parameters kT_e & u_b (0.05 keV, 0.3c), (1.0 keV, 0.3c) and (2.0 keV, 0.3c) which are 14, 16, and 18 keV respectively (as shown in Fig. 1). We also confirm the consistency of MC results by comparing the existing results of Laurent & Titarchuk (2007) for a flat geometry.

We consider a rectangular torus surrounding the compact object for studying the outflow motion. We assume, without loss of the generality, the torus exists above the equatorial plane of the disk, and the scattered photons are absorbed by the disk whenever it crosses the disk. The torus has width w ($=10$ km) and vertical height L ($= 1$ km), we consider the optical depth is in vertical direction, hence the electron density n_e is $\frac{\tau}{L\sigma_T}$, where σ_T is Thompson cross-section. We assume the soft photon emits vertically from the equatorial plane of the disk, which is a blackbody at temperature kT_b . We fix a spherical polar global coordinate (r, θ, ϕ) at the compact object and we assign the bulk direction, locally, by (θ_b, ϕ_b) in same global coordinate.

We consider two different possible outflow geometries, which originate at the equatorial plane of the accretion disk as shown in Fig.2. a) a right circular conical outflow of opening angle θ_b and the axis is perpendicular to the disk b) a collimated flow with angle θ_b and in local coordinate the bulk direction at any scattering point is $(\theta_b = \text{constant}, \phi_b = \phi_p)$, where ϕ_p is ϕ -angle of the scattering point P in global coordinate. We also consider a third possibility of a bulk motion, which is an essentially a collimated flow with $\theta_b = 90$ degree, and we take ϕ_b in such a way, the bulk velocity corresponds to the azimuthal velocity of the torus fluids, so here the materials are not in the outflow but it rotates around the compact object and we termed as a torus flow. Further, we assume that the bulk directions vary vertically, i.e., θ_b varies from 90 to $90 + \theta'_b$ degree while

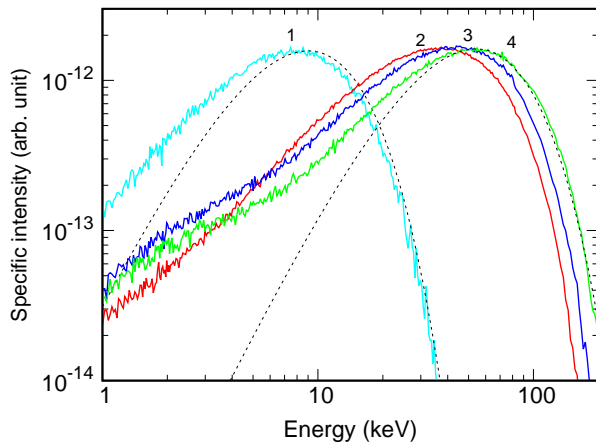


Figure 1. The emergent Wien peak spectrum, the solid lines are for bulk Comptonized and the dashed lines are for thermal Comptonized ($\propto E^3 \exp(-E/kT_e)$) spectra. For solid curve 1 the paramtrs are ($kT_e = 2.0\text{keV}$, $u_b = 0.0766c$) and for the dashed curve 1 ($kT_e = 3.0\text{keV}$, $u_b = 0.0$). The solid curve 2, 3, 4 are for $u_b = 0.3c$ and the $kT_e = 0.05, 2.0$ and 4 keV respectively, and the correspondingly thermal Comptonized Wien peak temperatures $kT_e = \sim 13, 15$ and 18 (only shown for curve 4) keV respectively. Here, we assume a random bulk motion.

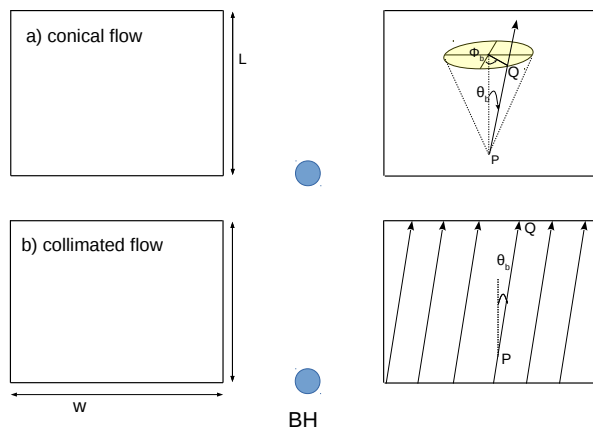


Figure 2. Meridional cut of a rectangular torus surrounding the compact object for studying an outflow motion. The upper panel is for a conical flow of opening angle θ_b and axis is perpendicular to the equatorial plane. The shaded right circular conic region at scattering point P is for the probable bulk direction from the vertex of the cone P. The lower panel is for collimated flow, where the θ -angle of bulk direction (θ_b) is same anywhere and the bulk direction is away from the BH. Here, w is width of the torus and L is the height of the torus but both are not in a scale, and PQ is a bulk direction, which has θ_b & ϕ_b angle in local coordinate.

ϕ_b fixes to $\phi_p + 90$ degree.

The simulated bulk Comptonized spectra due to an outflow from the disk are shown in Fig. 3. The emergent spectra for collimated flow has been shown in Fig. 3a. As expected, in case of curve 1 ($\theta_b = 0$ degree, outflow from the disk), the photons get downscattered since these photons are hitting outflows from behind. But in case of curve 2 ($\theta_b = 180$ degree, inflow towards the disk) the photon and electron experience a head-on collisions in first scattering, however after few scattering, photon tends to move in electron direction due to the high speed of the electron, mainly in electron's bulk direction (due to bulk dominated case, i.e., $(u_b/c)^2 \gg 3kT_e/(m_e c^2)$), so again the photons are hitting outflows from behind and it gets downscattered. Janiuk et al. (2000) had also found the similar results, a multiple scattered inflow spectra would be softer in comparison to the single scattered spectra. We find that there are no high energies power-law tail in spectrum for given $kT_e = 3.0$ keV, even for the extreme value of parameters, like $u_b = 0.85c$ and $\tau = 9$, as shown by the curves 3.

The emergent spectra due to a conical flow have been presented in Fig. 3b. We consider two different cases for bulk direction in conical flow, in case I, the bulk directions are in any one of direction along the surface of the cone i.e., $\theta_b = \text{constant}$ and ϕ_b varies from 0 to 360 degree. In case II, the bulk directions are in any one of direction inside the conical region i.e., θ_b varies from 0 to θ_b , and ϕ_b varies as the case I. The curves 1, 2, 3, 4 and 5 are for $\theta_b = 20, 30, 140, 40$ and 90 degree respectively for case I and the curve 6 is for case II with $\theta_b = 90$ degree. Here, we like to mention that $\theta_b = 90$ degree is not looks like a conical flow but for completeness we present the spectra. We observe that the spectrum is similar for the conical outflow and inflow with having same opening angle, which is shown by curves 3 and 4 in Fig. 3b. In both cases, we find that the photon index decreases with θ_b and correspondingly the high energy cutoff (E_{cut}) of the spectra increases, and the spectra of case I are harder than case II. For example, in case I, Γ varies from $\sim 4.$ to ~ 1.7 with varying θ_b 20 to 90 degree respectively and corresponding E_{cut} changes 20 to 200 keV (as shown in Fig. 3b). Hence, to generate the observed high energy power-law tail, i.e., $\Gamma > 2.4$ and $E_{cut} > 200$ keV, the bulk speed must be greater than $0.4c$.

Unlike the collimated flow, the high energies power-law tail can be generated in a conical flow. As mentioned, for a collimated flow the bulk directions are fixed in each event (here, the event means a track of a photon inside the scattering medium), while in case of conical flow the bulk directions would be varied due to the variations of ϕ_b . So the angle between photons and

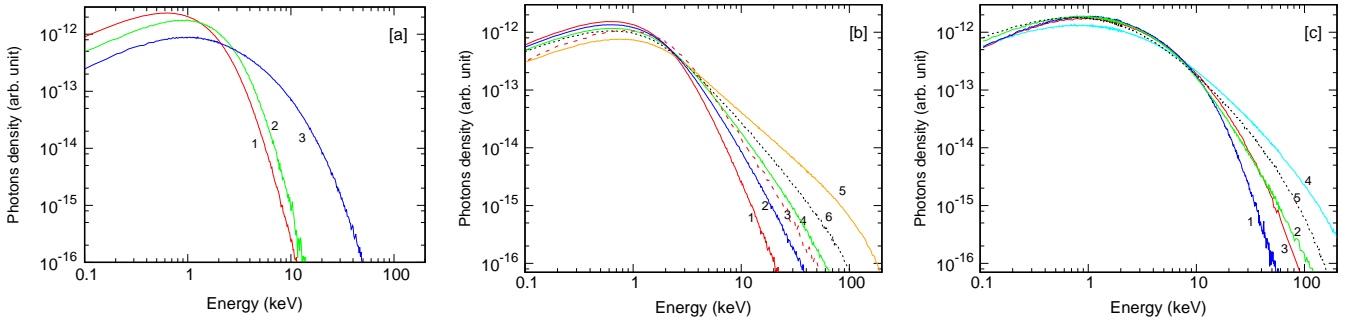


Figure 3. Emergent bulk Comptonized spectra for different outflows geometry. In the left panel, the curves 1, 2 and 3 are for $\theta_b = 0$ (outflow), 180 (inflow) and 90 degree respectively in collimated flow. The parameters for curves 1 and 2 are $\tau = 3$ and $u_b = 0.45c$, and for curve 3 $\tau = 9$ and $u_b = 0.85c$. The middle panel is for conical flow. In which, the curves 1, 2, 3, 4 and 5 are for case I with $\theta_b = 20, 30, 140, 40$ and 90 degree respectively and curve 6 is for case II with $\theta_b = 90$ degree. The parameters are $\tau = 3$ and $u_b = 0.45c$. The right panel is for torus flow. The curves 1, 3 are for $\theta'_b = 15$ degree, and for 2 and 4 curves θ'_b is 45 degree. The parameters (τ, u_b) are $(3, 0.85c)$ for the curves 1 and 2; $(9, 0.85c)$ for the curves 3 and 4; and for curve 5, it is $(9, 0.75c)$. The rest parameters are $kT_e = 3.0$ keV, $kT_b = 0.5$ keV.

electrons will vary from 0 to θ_b in each event. Hence the probability for getting a behind hit of outflow by photon decreases with θ_b . Thence after certain lower value of θ_b photons get upscattered, and which is around 30 degree. We notice that the high energies power-law tail (of observed Γ value) can be extended upto 200 keV only when θ_b greater than 30 degree and $u_b > 0.4c$. (see, for details, Kumar, 2017).

In Fig. 3c, we presented the emergent bulk Comptonized spectra due to the azimuthal velocity of the torus fluid. We compute this spectra for two values of $\theta'_b = 15$ and 45 degree. The photon index of the power-law tail decreases with increasing θ'_b , and the increasing θ'_b means the bulk direction becomes more random, for example $\theta'_b = 15$ degree, the θ_b varies from 90 to 105 degree. It seems that to obtain the power-law tail, which is extended at least upto 200 keV, the θ'_b should be greater than 15 degree (see, curve 3 in Fig. 3c), u_b should be larger than 0.75c (see, curve 5 in Fig. 3c). Hence, the conical outflow with opening angle greater than ~ 30 degree, and the rotating plasma around the compact objects with high speed ($u_b > 0.75c$, & $\theta'_b > 15$) and large optical depth are a possible bulk region which can generate the power-law tail with observed range of Γ by bulk Comptonization process even at low medium temperature, while the collimated flow is not a plausible bulk region to generate the power-law tail at low medium temperature.

3. Summary and Discussion

The high energy power-law tail of HS state and the SPL state of BH XRBs can be generated by a bulk Comptonization process with having spherically free-fall bulk

region into the compact object (see, e.g., Laurent & Titarchuk, 2011, 1999). Although, for a spherically divergent flow, these power-law tail can not be produced (e.g., Ghosh et al., 2010, Laurent & Titarchuk, 2007, Psaltis, 2001). However Titarchuk et al. (2012) had explained the power-law components of gamma-ray burst spectrum by the bulk Comptonization due to a subrelativistic outflow, but they considered a thermal motion dominated regime ($(u_b/c)^2 \ll 3kT_e/(m_e c^2)$). Moreover, Gierlinski et al. (1999) emphasized that a bulk Comptonized spectra due to a free-fall bulk region can not be extended more than 200 keV (see, also, Revnivtsev et al., 2014, Zdziarski et al., 2001). In this work, we generate the high energy power-law tail in bulk Comptonized spectra by using a Monte Carlo scheme with considering an outflow from the disk as a bulk region, and these spectra can be extended more than 200 keV depending upon (mainly) the outflow speed.

For an outflow region, we consider a rectangular torus surrounding the compact object, and we assume that the soft photon source is inside the torus which emits vertically from the equatorial plane of the disk. We first consider a torus flow, where the fluid rotates around the compact object and its azimuthal velocity serves as a bulk motion, and so it is not an outflow type of geometry. Abramowicz et al. (1978) shown that an equilibrium perfect fluid torus can be presented at inner edge of the accretion flow (see, also, Abramowicz et al., 2006), and the epicyclic mode of the torus can be a plausible mechanism to produce a observed high frequency QPOs (> 100 Hz) of blackhole X-ray binaries. Since the high frequency QPOs usually observe in SPL state, so we motivate to study with this question that for what situations the torus flow can generate the high energy power-law tail by bulk Comptonization process.

We find, the power-law tail can generate in case of the torus flow with high optical depth and large bulk speed, but here we assume an ad hoc variation in bulk direction, i.e., only in vertical direction, which may be happened due to the epicyclic mode, a consequence of the perturbation of the gravity of the compact object. But it should be incorporated in self-consistent manner, we intended to do in subsequent paper with general relativistic effect.

Next we consider two other outflow geometry, one is a collimated flow and other one is a right circular conical flow (of opening angle θ_b and the axis is perpendicular to the disc). For a conical flow, two different bulk directions have been considered, in case I the bulk direction can be any one of direction along the surface of the cone, and in case II the bulk direction can be any one of direction inside the conical region. We find that the spectra for case I is harder than case II, and in both cases Γ decreases with θ_b . For a collimated flow, the high energy power-law tail can not be generated, but in case of a conical flow, the power-law tail can be generated with opening angle θ_b larger than ~ 30 degree for a low Comptonizing medium temperature. We notice that in conical flow to generate the power-law tail for given photon index, the lower θ_b has larger τ at given u_b and it has high value of u_b at given τ in comparison to higher θ_b . The lower opening angle conical outflow is a plausible bulk region to produce the high energy power-law tail in both the spectral states HS and SPL for $E_{cut} < 1000$ keV (see, for details, Kumar, 2017). But, the bulk speed should be larger than $0.4c$, and such high speed wind have not observed yet. If the high speed wind is occurred in X-ray emitting region, then this study may serve to study the outflow properties. Although, the high speed outflow is observed in jet flow, but it is generally believe that jet is a collimated flow not a conical flow. But, if the SPL spectra characterize by low medium temperature, it may have an implication to understand the some observed features of gamma-ray burst spectrum, or broad band blazar spectrum (e.g., Kushwaha et al., 2014). However, we do not compare the emergent spectrum with observed spectrum, which we intended to do in a future work, also it is needed to find the physical mechanism for such a conical bulk flow which will constrain its physical parameters like bulk speed, the angular distribution and also the optical depth.

ACKNOWLEDGEMENTS

NK acknowledges financial support from Indian Space Research Organisation (ISRO) with research Grant No. ISTC/PPH/BMP/0362. NK wishes to thank Ranjeev

Misra for valuable comments on this project and Bani-brata Mukhopadhyay for their valuable suggestions and comments over the manuscript.

References

- Abramowicz, M. A., Jaroszynski, M., Sikora, M., 1978, *Astron. Astrophys.*, 63, 221
- Abramowicz, M. A., Blaes, O.M., Horak, J., et al., 2006, *Class. Quantum Grav.*, 23, 1689
- Belloni, T.M., Motta, S.E., Munoz-Darias, T., 2011, *BASI*, 39, 409
- Blandford, R.D., Payne, D.G., 1981a, *MNRAS*, 194, 1033
- Blandford, R.D., Payne, D.G., 1981b, *MNRAS*, 194, 1041
- Chakrabarti, S.K., Titarchuk L.G., 1995, *ApJ*, 455, 623
- Coppi, P.S., 1999, in *ASP Conf. Ser. 161, High Energy Processes in Accreting Black Holes*, ed. J. Poutanen, & R. Svensson (San Francisco, CA: ASP), 375
- Debnath, D., Chakrabarti, S.K., Nandi, A., Mandal, S., 2008, *BASI*, 36, 151
- Díaz Trigo M., Boirin L., 2016, *Astronomische Nachrichten*, 337, 368
- Done, C., Kubota, A., 2006, *MNRAS*, 371, 1216
- Done, C., Gierlinski, M., Kubota, A., 2007, *Astron Astrophys Rev*, 15, 1
- Dunn, R.J.H., Fender, R.P., Kording, E.G., Belloni, T., Cabanac, C., 2010, *MNRAS*, 403, 61
- Farinelli, R., Paizis, A., Landi, R., Titarchuk, L., 2009, *A&A*, 498, 509
- Ghosh H., Garain S. K., Chakrabarti S. K., Laurent P., 2010, *International Journal of Modern Physics D*, 19, 607
- Gierlinski, M., Zdziarski, A.A., Poutanen, J., Coppi, P.S., et al., 1999, *MNRAS*, 309, 496
- Janiuk A., Czerny B., Życki P. T., 2000, *MNRAS*, 318, 180
- Joinet, A., Jourdain, E., Malzac, J., et al., 2005, *ApJ*, 629, 1008
- Kubota A., Done C., 2016, *MNRAS*, 458, 4238

- Kumar, N., Misra, R., 2016a, MNRAS, 461, 2580
- Kumar, N., Misra, R., 2016b, MNRAS, 461, 4146
- Kumar, N., 2017, preprint (arXiv:1708.04427)
- Kushwaha, P., Sahayanathan, S., Resmi, L., et al., 2014, MNRAS, 442, 131
- Laurent, P., Titarchuk, L., 2011, ApJ, 727, 34
- Laurent, P., Titarchuk, L., 1999, ApJ, 511, 289
- Laurent, P., Titarchuk, L., 2007, ApJ, 656, 1056
- McClintock, J.E., Remillard, R.A., 2006, in Lewin, W.H.G., and van der Klis, M., eds, Cambridge Astrophysics Series No. 39, Compact Stellar X-ray Sources. Cambridge Univ. Press, Cambridge
- McClintock, J.E., et al., 2009, ApJ, 698, 1398
- Miller J. M., et al., 2016, ApJ, 821, L9
- Motta, S., Belloni, T., Homan, J., 2009, MNRAS, 400, 1603
- Nandi, A., Debnath, D., Mandal, S., Chakrabarti, S.K., 2012, A&A, 542, A56
- Niedzwiecki, A., Zdziarski, A.A., 2006, MNRAS, 365, 606
- Paizis, A., Farinelli, R., Titarchuk, L., et al., 2006, A&A, 459, 187
- Pahari, M., Yadav, J.S., Bhattacharyya, S., 2014, ApJ, 783, 141
- Parker, M.L., et al. 2016, ApJL, 821, L6
- Ponti, G., Fender, R.P., Begelman, M.C., et al. 2012, MNRAS, 422, L11
- Psaltis, D., 2001, ApJ, 555, 786
- Revnivtsev, M.G., et al. 2014, MNRAS, 445, 1205
- Titarchuk, L., Shaposhnikov, N., 2010, ApJ, 724, 1147
- Titarchuk, L., Seifina, E., Shrader, C., 2014, ApJ, 789, 98
- Titarchuk, L., Farinelli, R., Frontera, F., Amati, L., 2012, ApJ, 752, 116
- Titarchuk, L., Mastichiadis, A., Kylafis, N.D., 1997, ApJ, 487, 834
- Tombesi F., Sambruna R. M., Marscher A. P., Jorstad S. G., Reynolds C. S., Markowitz A., 2012, MNRAS, 424, 754
- Tombesi F., Meléndez M., Veilleux S., Reeves J. N., González-Alfonso E., Reynolds C. S., 2015, Nature, 519, 436
- Zdziarski, A.A., Grove, E.J., Poutanen, J., Rao, A.R., Vadawale, S.V., 2001, ApJ, 554, L45