

Top-bottom-tau Yukawa coupling unification in the MSSM plus one vectorlike family and fermion masses as IR fixed points

Radovan Dermíšek* and Navin McGinnis†

Physics Department, Indiana University, Bloomington, IN 47405, USA

(Dated: October 19, 2018)

Abstract

In the MSSM extended by a complete vectorlike family, precise top, bottom and tau Yukawa coupling unification can be achieved assuming SUSY threshold corrections which are typical for comparable superpartner masses. Furthermore, the unification is possible with a large unified coupling, implying that all three fermion masses can be simultaneously close to their IR fixed points. Assuming unified Yukawa couplings of order one or larger, the preferred common scale of new physics (superpartners and vectorlike matter) is in the 3 TeV to 30 TeV range, with larger couplings favoring smaller scales. Splitting superpartner masses from masses of vectorlike fields, the preferred scales extend in both directions. The multi-TeV scale for superpartners is compatible with and independently suggested by the Higgs boson mass.

arXiv:1810.12474v2 [hep-ph] 27 Feb 2019

*dermisek@indiana.edu

†nmmcginn@indiana.edu

I. INTRODUCTION

Values of some of the free parameters in the standard model (SM) can be understood if they are related by additional symmetries to other parameters. Gauge coupling unification in the minimal supersymmetric extension of the standard model (MSSM) is a well known example that points to a larger symmetry of a grand unified theory (GUT) at the scale where gauge couplings meet. Similarly, embedding the particle content of the SM into GUT multiplets offers a possibility to understand Yukawa couplings and thus fermion masses from a unified Yukawa coupling at the same scale. There are indications that at least the masses of the third generation fermions (top quark, bottom quark and tau lepton) can be understood in this way as motivated by $SO(10)$ symmetry [1–26].

However, the predictive power of Yukawa coupling unification is reduced because other (so far unknown) parameters also enter the determination of fermion masses. In the MSSM, the crucial parameter is the ratio of vacuum expectation values of the two Higgs doublets, $\tan\beta$, that sets the required top, bottom and tau Yukawa couplings from their measured masses. Furthermore, there are significant supersymmetric (SUSY) threshold corrections [5–7, 27] that, in the range of $\tan\beta$ favored by Yukawa coupling unification, can comprise up to about half of the bottom quark mass depending on superpartner masses. Without knowing $\tan\beta$ and at least basic features of SUSY spectrum, there is no sharp prediction for fermion masses. Nevertheless, we can instead require that the third generation of fermion masses originate from a single Yukawa coupling at the GUT scale and predict $\tan\beta$ and the SUSY spectrum consistent with this assumption. This has been done in a variety of scenarios [9–23] typically pointing to certain hierarchies or relations among SUSY parameters.

The predictive power of Yukawa coupling unification can be increased if the required electroweak (EW) scale values of Yukawa couplings are close to the IR fixed points of Yukawa couplings in a given model. This makes the actual value of the unified Yukawa coupling unimportant, effectively reducing the number of relevant model parameters to two: $\tan\beta$ and the SUSY threshold correction to the bottom quark mass. Although such a possibility does not work in the MSSM,¹ we will see that it works very well in the MSSM extended by

¹ In the MSSM the top quark mass can be understood from the IR fixed point value of the top Yukawa coupling [28–30]. However, it requires small $\tan\beta$ precluding Yukawa coupling unification. For large $\tan\beta$, the top Yukawa coupling is below the IR fixed point and approaches it very slowly in the RG evolution.

a complete vectorlike family (an exact copy of a SM family: $q, \bar{u}, \bar{d}, l, \bar{e}$ and corresponding fields with conjugate quantum numbers).

We show that in the MSSM extended by a complete vectorlike family (MSSM+1VF), precise top, bottom and tau Yukawa coupling unification can be achieved with a large unified coupling, implying that all three fermion masses can be simultaneously close to their IR fixed points. All three Yukawa couplings approach IR fixed points rapidly from a large range of boundary conditions both above and below the IR fixed point values. Furthermore, the unification is possible assuming SUSY threshold corrections which are typical for comparable superpartner masses and thus no hierarchies or specific relations among SUSY parameters are required. Assuming unified Yukawa couplings of order one or larger, the preferred common scale of new physics (superpartners and vectorlike matter) is in the 3 TeV to 30 TeV range, with larger couplings favoring smaller scales. Splitting superpartner masses from masses of vectorlike fields, the preferred scales extend in both directions. The required scale of new physics is to a large extent driven by fitting the measure values of gauge couplings [31] with fermion masses further constraining the preferred range. However, due to the IR fixed point behavior it is highly non-trivial that Yukawa couplings point to a similar scale of new physics as gauge couplings. Furthermore, the multi-TeV scale for superpartners is compatible with and independently suggested by the Higgs boson mass.

Enlarging the particle content of the model also results in new parameters that cast a shadow on the predictivity of Yukawa coupling unification. The fields in a vectorlike family can have Yukawa couplings to Higgs doublets, they can mix with SM families (we will not consider this possibility) and they must have vectorlike masses to avoid detection. However we will see that there are only three parameters: the GUT scale, the scale of new physics (superpartner masses and masses of vectorlike matter) and $\tan\beta$ that are important for the EW scale values of standard model Yukawa couplings while others affect the EW scale values very little and are only needed for precisely reproducing the measure values. Furthermore, two of these parameters, the GUT scale and the scale of new physics, are independently constrained by measured values of gauge couplings.

We assume the common scale of new physics only for simplicity. The results do not differ much as long as superpartner masses and vectorlike masses are comparable. Nevertheless, after presenting the main results, we will also explore effects resulting from abandoning our simple assumptions. We will consider the scale of superpartners independent from vectorlike

masses. Moreover, since the assumption of a common scale for superpartners has an impact on the predicted bottom quark mass, through SUSY threshold corrections, we will also consider splitting gaugino masses from scalar masses. Furthermore, we will present results in terms of the required SUSY correction to the bottom quark mass that could be used in a variety of scenarios that are not approximated well by our assumptions.

Extensions of the SM or the MSSM with vectorlike matter were previously explored in a variety of contexts. Examples include studies of their effects on gauge couplings [32–39], [31] and on electroweak symmetry breaking and the Higgs boson mass [40–42]. In addition, vectorlike fermions are often introduced on purely phenomenological grounds to explain various anomalies. Examples include discrepancies in precision Z-pole observables [43–46] and the muon g-2 anomaly [47, 48] among many others. More related to our study, the fast approach of Yukawa couplings to the IR fixed points in asymptotically divergent models was observed in Refs. [49], [38, 39], [31] and the $b - \tau$ Yukawa coupling unification in the MSSM with vectorlike matter was recently discussed in Ref. [50].

This paper is organized as follows. In Sec. II, we discuss model parameters and assumptions, provide approximate formulas for the RG equations of Yukawa couplings and SUSY threshold corrections and summarize details of the numerical analysis. The main results and their discussion are contained in Sec. III and we conclude in Sec. IV.

II. MODEL PARAMETERS, RG EQUATIONS AND PROCEDURE

We start exploring predictions for top, bottom and tau Yukawa couplings with the following set of model parameters:

$$M_G, M, \tan \beta, \tag{1}$$

representing the GUT scale, the common mass of vectorlike matter and superpartners, $M \equiv M_V = M_{SUSY}$, and the ratio of vacuum expectation values of the two Higgs doublets, $\tan \beta = v_u/v_d$; together with

$$\alpha_G, \epsilon, Y_0, Y_V, \tag{2}$$

denoting the unified value of gauge couplings at the GUT scale, the GUT scale threshold correction to gauge couplings and the GUT scale boundary conditions for the common

Yukawa coupling of top, bottom and tau,

$$y_t(M_G) = y_b(M_G) = y_\tau(M_G) \equiv Y_0, \quad (3)$$

and the common Yukawa coupling of vectorlike matter. We neglect Yukawa couplings of first two SM generations.

We define the GUT scale as the scale where α_1 and α_2 differ from α_3 by equal amounts and we identify α_G with α_3 at this scale:

$$\alpha_G = \alpha_3(M_G), \quad \alpha_1(M_G) = \alpha_G(1 - \epsilon), \quad \alpha_2(M_G) = \alpha_G(1 + \epsilon). \quad (4)$$

This is different than the common definition of the GUT scale as the scale where $\alpha_1(M_G) = \alpha_2(M_G)$. We prefer the above definition since it places the GUT scale close to the middle of the interval determined by scales where two individual couplings meet rather than at the lower edge of this interval as with the common definition. In addition, it is α_3 that plays the most important role in the RG evolution of Yukawa couplings. Nevertheless, this choice does not have a significant effect on the presented results.

The RG evolution of the third generation Yukawa couplings will be affected by possible Yukawa couplings of vectorlike fields. Motivated by the possibility of embedding the whole generation of SM fields into 16 dimensional representation of SO(10) and assuming no mixing between the third generation and vectorlike matter, there can be two unified Yukawa couplings of vectorlike fields at the GUT scale: Y for fields with the same quantum numbers as the SM fields and \bar{Y} for fields with conjugate quantum numbers. The Yukawa part of the superpotential can be summarized as

$$W \supset Y_0 16_3 10_H 16_3 + Y 16 10_H 16 + \bar{Y} \bar{16} 10_H \bar{16}, \quad (5)$$

where the third generation SM fields originate from 16_3 , the two Higgs doublets from 10_H and the vectorlike fields from 16 and $\bar{16}$. Below the GUT scale, the Yukawa couplings of individual fields will evolve according to their corresponding RG equations. Labeling the additional couplings of vectorlike fields, Y and \bar{Y} , with subscripts corresponding to individual fields, the 1-loop RG equations for top, bottom and tau Yukawa couplings are:

$$\frac{dy_t}{dt} = \frac{y_t}{16\pi^2} \left(3y_t^* y_t + y_b^* y_b + T_{H_u} - \frac{16}{3}g_3^2 - 3g_2^2 - \frac{13}{15}g_1^2 \right), \quad (6)$$

$$\frac{dy_b}{dt} = \frac{y_b}{16\pi^2} \left(3y_b^* y_b + y_t^* y_t + T_{H_d} - \frac{16}{3}g_3^2 - 3g_2^2 - \frac{7}{15}g_1^2 \right), \quad (7)$$

$$\frac{dy_\tau}{dt} = \frac{y_\tau}{16\pi^2} \left(3y_\tau^* y_\tau + T_{H_d} - 3g_2^2 - \frac{9}{5}g_1^2 \right), \quad (8)$$

where $t = \ln Q/Q_0$, with Q being the RG scale, and

$$T_{H_u} \equiv 3y_t^* y_t + 3Y_U^* Y_U + 3\bar{Y}_D^* \bar{Y}_D + \bar{Y}_E^* \bar{Y}_E, \quad (9)$$

$$T_{H_d} \equiv y_\tau^* y_\tau + 3y_b^* y_b + 3\bar{Y}_U^* \bar{Y}_U + 3Y_D^* Y_D + Y_E^* Y_E, \quad (10)$$

represent the sums of Yukawa couplings squared of all the fields that couple to the corresponding Higgs doublet. Note that, because of conjugate quantum numbers, the fields from $\bar{16}$ couple to Higgs doublets in a flipped way compared to fields in 16 . The conjugate down quark and charged lepton from $\bar{16}$ couple to H_u while conjugate up quark couples to H_d . The RG equations for Yukawa couplings of vectorlike fields can be obtained from those above with obvious replacements. We assume that all SM singlets (right handed neutrinos) remain at the GUT scale and thus do not contribute in the RG evolution to low energies (assuming these fields to be present to an intermediate scale would not have a qualitative impact on presented results). Furthermore, for simplicity and also not to favor contributions to the top or bottom Yukawa couplings in the RG evolution, we assume $Y = \bar{Y} \equiv Y_V$ at the GUT scale.

We will see that the three parameters in Eq. (1) are the most important for the EW scale values of standard model Yukawa couplings while those in Eq. (2) affect the EW scale values very little and are only needed for precisely reproducing the measured values. Identifying M_{SUSY} with the scale of vectorlike matter, M_V , is only done for simplicity and the results do not differ much as long as these two scales are comparable (after presenting the main results, we will explore the effects of splitting M_{SUSY} from M_V). Similarly, the assumption of a common scale of vectorlike matter does not have a significant impact on the predicted fermion masses. A split spectrum of vectorlike matter (for example the spectrum obtained from the RG evolution starting with a unified vectorlike mass term at the GUT scale, $M_V 16 \bar{16}$) would result in logarithmic threshold corrections to the third generation Yukawa couplings.² Unless the splitting is significant these effects are small and can be easily compensated for by small changes in other model parameters. Thus we will not consider these possibilities.

However, the assumption of a common scale for superpartners has a significant impact,

² The impact of the assumption of a common vectorlike mass at the EW scale versus the GUT scale on gauge couplings in this scenario was studied in Ref. [31]. The common mass at the GUT scale leads to an improvement in gauge coupling unification. However the difference is not dramatic.

especially on the predicted bottom quark mass, through finite SUSY threshold corrections [5–7, 27]. We match the SM top, bottom and tau Yukawa couplings to those in the MSSM+1VF at the M_{SUSY} scale:

$$y_{t,SM}(M_{SUSY}) = y_t(M_{SUSY}) \sin \beta (1 + \epsilon_t), \quad (11)$$

$$y_{b,SM}(M_{SUSY}) = y_b(M_{SUSY}) \cos \beta (1 + \epsilon_b), \quad (12)$$

$$y_{\tau,SM}(M_{SUSY}) = y_\tau(M_{SUSY}) \cos \beta (1 + \epsilon_\tau), \quad (13)$$

where $\epsilon_{t,b,\tau}$ are SUSY threshold corrections. Typically dominant contributions are from gluino-stop loops for the top quark,

$$\epsilon_t \simeq \frac{2\alpha_3}{3\pi} M_{\tilde{g}} \mu \cot \beta I(m_{\tilde{t},1}^2, m_{\tilde{t},2}^2, M_{\tilde{g}}^2), \quad (14)$$

gluino-sbottom and chargino-stop loops for the bottom quark,

$$\epsilon_b \simeq \frac{2\alpha_3}{3\pi} M_{\tilde{g}} \mu \tan \beta I(m_{\tilde{b},1}^2, m_{\tilde{b},2}^2, M_{\tilde{g}}^2) + \frac{y_t^2}{16\pi^2} A_t \mu \tan \beta I(m_{\tilde{t},1}^2, m_{\tilde{t},2}^2, \mu^2), \quad (15)$$

and bino-stau loops for the tau lepton,

$$\epsilon_\tau \simeq \frac{\alpha_1}{4\pi} M_{\tilde{B}} \mu \tan \beta I(m_{\tilde{\tau},1}^2, m_{\tilde{\tau},2}^2, M_{\tilde{B}}^2), \quad (16)$$

where subscripts 1 and 2 label two mass eigenstates of corresponding scalars and

$$I(a, b, c) \equiv \frac{ab \ln(a/b) + bc \ln(b/c) + ac \ln(c/a)}{(a-b)(b-c)(a-c)}. \quad (17)$$

The SUSY threshold corrections for the top Yukawa coupling are small in the large $\tan \beta$ region characteristic for Yukawa coupling unification. The corrections are also small for the tau Yukawa coupling since they are proportional to α_1 . However, for the bottom Yukawa coupling, they are of order $1\% \times \tan \beta$ and typically in the 30%–40% range assuming comparable superpartner masses. In the limit where all superpartner masses are equal, given by M_{SUSY} , the chargino correction is an order of magnitude smaller than the gluino correction for A-terms as large as M_{SUSY} .³ In addition, whether the chargino correction adds to or subtracts from the gluino correction depends on the relative sign of the A-term

³ For very large A-terms the chargino correction can be comparable to gluino correction or even dominate. The region of the parameter space in the MSSM where gluino and chargino corrections almost cancel leading to successful Yukawa coupling unification was explored in Refs. [9–12].

and gluino mass and thus, for simplicity we assume zero A-terms when presenting main results. In the limit of degenerate superpartner masses the loop function also simplifies, $I(M^2, M^2, M^2) = 0.5M^{-2}$. Finally, electroweak symmetry breaking requires $\mu^2 \simeq -m_{H_u}^2$ and the typical result from the RG flow over few orders of magnitude in the energy scale is $m_{H_u}^2 \simeq -m_{\tilde{t}_L}^2 - m_{\tilde{t}_R}^2$, see for example Ref. [42]. Thus, the typical expectation is $\mu \simeq \pm\sqrt{2}M_{SUSY}$ with either sign. With these assumptions and simplifications the approximate formulas for the SUSY threshold corrections are:

$$\epsilon_t \simeq \frac{\sqrt{2}\alpha_3}{3\pi} \text{sgn}(\mu) \cot \beta, \quad (18)$$

$$\epsilon_b \simeq \frac{\sqrt{2}\alpha_3}{3\pi} \text{sgn}(\mu) \tan \beta, \quad (19)$$

$$\epsilon_\tau \simeq \frac{\sqrt{2}\alpha_1}{8\pi} \text{sgn}(\mu) \tan \beta, \quad (20)$$

from which the typical sizes can be readily obtained. For any specific SUSY breaking scenario the SUSY corrections could be evaluated precisely. However, the above formulas should be a good approximation in large regions of the parameter space of scenarios with both high and low mediation scales of SUSY breaking. In addition to the main results assuming a common scale of superpartners we will explore the impact of splitting gaugino masses from scalar masses. Furthermore, we will also present results in terms of the required SUSY correction to the bottom quark mass that could be used in a variety of scenarios that are not approximated well by our assumptions.

In the numerical study we use 3-loop RG equations for gauge couplings and 2-loop RG equations for the third generation Yukawa couplings and Yukawa couplings of vectorlike fields [51–56], [34]. All the particles above the EW scale are integrated out at their corresponding mass scales. The complete set of SUSY threshold corrections to the third generation Yukawa couplings (for which the approximate formulas can be found above) is included at the M_{SUSY} scale [5–7, 27, 57] with the assumption that $\mu = -\sqrt{2}M_{SUSY}$ (we will see that only the negative sign is consistent with Yukawa coupling unification assuming comparable superpartner masses). When fitting the central values of gauge couplings and fermion masses we use as an input: $\alpha_{EM}^{-1}(M_Z) = 127.955$, $\sin^2 \theta_W = 0.2312$, $\alpha_3(M_Z) = 0.1181$, $m_t = 173.1$ GeV, $m_b(m_b) = 4.18$ GeV and $m_\tau = 1.777$ GeV, where m_t and m_τ are pole masses [58].

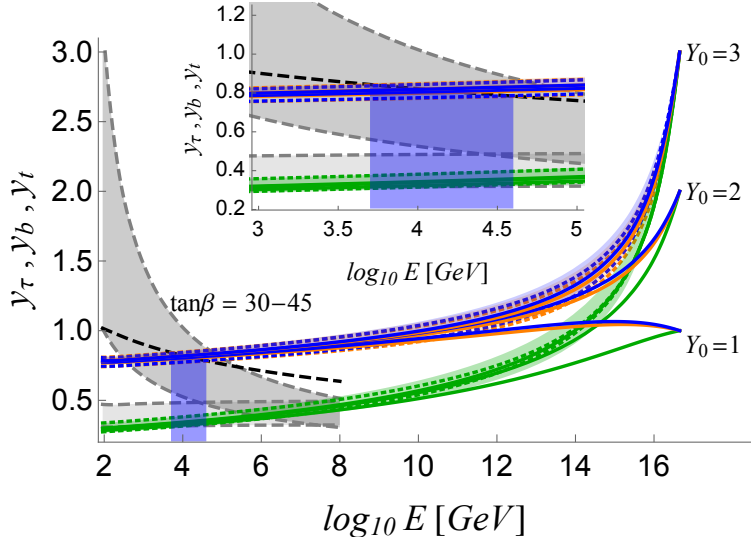


FIG. 1: RG evolution of y_t (blue), y_b (orange) and y_τ (green) in the MSSM+1VF for $\alpha_G = 0.2$ assuming three universal boundary conditions for all Yukawa couplings, $Y_0 = Y_V$. For the $Y_0 = 3$ the RG evolution is also shown for varying Y_V between 4 and 2 (shaded ranges) and varying α_G in the $\pm 30\%$ range around $\alpha_G = 0.2$ (dashed lines). No thresholds from superpartners or vectorlike matter are assumed. The dashed lines and shaded regions at low energies show the evolution of y_t (black), y_b (upper gray) and y_τ (lower gray) obtained from the measured fermion masses for $\tan \beta$ between 30 and 45 assuming that all superpartners and Higgs bosons except the SM-like one are at the corresponding RG scale. The dashed lines and shaded regions at low energies show the evolution of y_t (black), y_b (upper gray) and y_τ (lower gray) obtained from the measured fermion masses for $\tan \beta$ between 30 and 45 assuming that all superpartners and Higgs bosons except the SM-like one are at the corresponding RG scale. The inset zooms in on the region at low energies. The blue highlight shows the range of M required by y_t for the variations of α_G and Y_V .

III. RESULTS

The evolution of top, bottom and tau Yukawa couplings in the MSSM+1VF are shown in Fig. 1 for $\alpha_G = 0.2$ and three universal boundary conditions for all Yukawa couplings, $Y_0 = Y_V$. We see that the IR fixed point is very effective for all three Yukawa couplings since their EW scale values are barely distinguishable even in the zoomed-in plot. In addition, for the $Y_0 = 3$ case, we show how little the predicted values change for order one changes in the other GUT scale parameters: the changes in the RG evolution resulting from varying Y_V between 4 and 2 are indicated by shaded regions and from varying α_G in the $\pm 30\%$ range around $\alpha_G = 0.2$ by dashed lines.

A. IR fixed point predictions for top, bottom and tau Yukawa couplings

The top and bottom Yukawa couplings run to fixed ratios with respect to gauge couplings and thus their values at low energies are almost entirely given by the values of gauge couplings. The approximate formula for the top Yukawa coupling can be obtained from

$$\frac{dy_t^2/\alpha}{dt} = 0, \quad (21)$$

where

$$\alpha \equiv \alpha_3 + \frac{9}{16} \alpha_2 + \frac{13}{80} \alpha_1 \quad (22)$$

is the combination of gauge couplings, $\alpha_i = g_i^2/4\pi$, appearing in the RG equation for y_t , Eq. (6). If we assume that all Yukawa couplings have the same boundary condition, then the only difference in the RG evolution of up-type (coupling to H_u) and down-type (coupling to H_d) couplings of quarks is due to hypercharge, see Eqs. (6-7), and the contribution of y_τ in the T_{H_d} affecting down-type Yukawa couplings. Both of these effects are small, resulting only in tiny differences at low energies. This is the reason why the EW scale values of top and bottom Yukawa couplings in Fig. 1 are almost identical.⁴ Neglecting lepton Yukawa couplings and differences from hypercharge, the IR fixed point value for the top Yukawa coupling, obtained from Eq. (21) and the 1-loop RG equation for top Yukawa coupling Eq. (6), is given by:

$$\frac{s_q}{4\pi} y_{t,IR}^2 = \frac{16}{3} \alpha + \frac{2\pi}{\alpha} \frac{d\alpha}{dt}, \quad (23)$$

where s_q is the number of y^*y factors of large up-type quark Yukawa couplings. In our case $s_q = 13$. Inserting the 1-loop RG equations for gauge couplings, $d\alpha_i/dt = (b_i/2\pi) \alpha_i^2$, with the beta function coefficients $b_i = (53/5, 5, 1)$ corresponding to the MSSM+1VF, we find

$$\frac{y_{t,IR}^2}{4\pi} = \frac{16}{39} \alpha + \frac{1}{\alpha} \left(\frac{1}{13} \alpha_3^2 + \frac{45}{208} \alpha_2^2 + \frac{53}{400} \alpha_1^2 \right). \quad (24)$$

For $\alpha_G > 0.2$ this approximation differs from the precise numerical value by about 2%. Furthermore, the formula can be improved by including 2-loop terms in $d\alpha/dt$. Including

⁴ Similarly, since vectorlike quark Yukawa couplings have almost identical RG equations to the top and bottom Yukawa couplings up to hypercharge contributions, assuming the same boundary conditions their RG evolution will be almost identical. Thus, we do not include them in Fig. 1. For the same reason, the RG evolution of vectorlike lepton Yukawa couplings is almost identical to that of the tau Yukawa coupling. The IR fixed point discussion for top, bottom, and tau Yukawa couplings below equally applies to the corresponding vectorlike Yukawa couplings.

just the dominant 2-loop term, proportional to α_3^3 , from the RG equation of α_3 , results in the extra term, $178\alpha_3^3/(39\alpha)$, on the right hand side of Eq. (24). Such an approximation agrees with the precise numerical value within 0.5%. Including all 2-loop gauge terms in $d\alpha/dt$ leads to a formula that agrees with the numerical result within 0.1%.

These findings indicate that 1-loop RG equations for top or bottom Yukawa couplings would be sufficient for precise predictions far below the GUT scale. However, in order to obtain the precise value of α_3 (and thus the IR fixed point ratio for Yukawa couplings) the 2-loop terms in the RG equations of gauge couplings are needed. The fast approach of the top Yukawa coupling to the IR fixed point from a large range of boundary conditions for α_G and common Yukawa coupling is visualized in Fig. 2 (left). In just about six orders of magnitude of RG running, the top Yukawa coupling is very close to the IR fixed point (dashed lines) and the IR fixed point is reached before the EW scale for any $\alpha_G > 0.1$ and $Y_0 > 0.5$. The plotted IR fixed point relation between the top Yukawa coupling and gauge couplings includes 2-loop gauge terms in $d\alpha/dt$. Since the IR fixed point value is effectively shared by large Yukawa couplings of a given type, the Eq. (23) remains a very good approximation as long as Y_0 is comparable to Y_V .

It is instructive to compare different definitions of the IR fixed point of the top Yukawa coupling. The original definition, referred to as the IR stable fixed point or Pendleton-Ross fixed point [59], corresponds to Eq. (21) with α replaced by α_3 and using 1-loop beta function for α_3 . In our model, it would be Eq. (24) with $\alpha_{1,2}$ set to zero. However, it was realized that in practice such a value is not reached by the top Yukawa coupling in the SM (or MSSM) starting with a large boundary condition, because of a slow approach. Instead, a quasi fixed point was introduced as a value that is reached starting from large boundary conditions at the GUT scale [60] (for a discussion, see also Ref. [61]). Solving the 1-loop RG equations for the top Yukawa and gauge couplings we find

$$y_t^2(Q) = \frac{y_t^2(M_G)E(Q)}{1 + \frac{s_q y_t^2(M_G)}{8\pi^2} \int_Q^{M_G} E(Q') dQ'}, \quad (25)$$

where $E(Q) \equiv (1 + \beta_3 \ln(M_G/Q))^{16/3b_3} (1 + \beta_2 \ln(M_G/Q))^{3/b_2} (1 + \beta_1 \ln(M_G/Q))^{13/15b_1}$ with $\beta_i \equiv \alpha_G b_i / 2\pi$. Taking the limit of $y_t(M_G) \rightarrow \infty$ we get the formula for the quasi fixed point

$$y_t^2(Q) = \frac{8\pi^2 E(Q)}{s_q \int_Q^{M_G} E(Q') dQ'}. \quad (26)$$

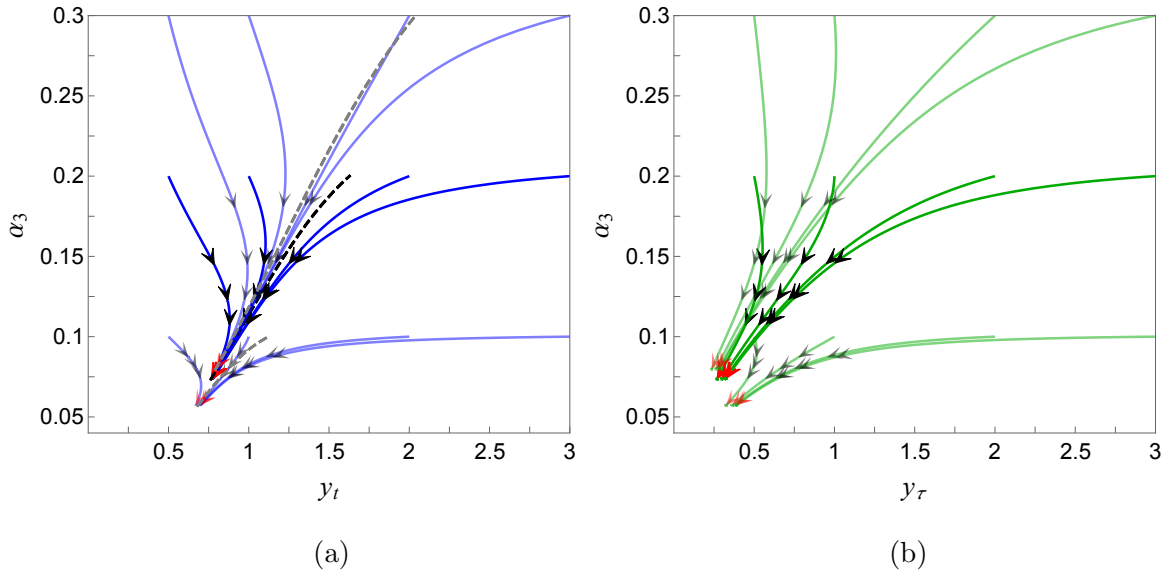


FIG. 2: The RG flow of the top Yukawa coupling (left) and tau Yukawa coupling (right) in the $\alpha_3 - y_{t,\tau}$ planes for boundary conditions at $M_G = 3 \times 10^{16}$ GeV: $\alpha_G = 0.1, 0.2, 0.3$ and $Y_0 = 0.5, 1, 2, 3$, assuming $Y_V = Y_0$. The three black arrows on each line indicate values of α_3 and $y_{t,\tau}$ at 10^{14} GeV, 10^{12} GeV and 10^{10} GeV. The last (red) arrow on each line indicates the values at the M_Z scale where the RG evolution ends. Dashed lines in (a) correspond to the IR fixed point relation between the top Yukawa coupling and gauge couplings given in Eq. (23) including 2-loop gauge terms in $d\alpha/dt$.

As mentioned, in the SM or the MSSM the difference between Eq. (26) and Eq. (21) is significant because of the slow approach to the IR fixed point and Eq. (26) is an excellent approximation of the IR fixed point value of the top Yukawa coupling. In the MSSM+1VF, the IR fixed point is approached very rapidly and the approximations based on Eq. (21) using 1-loop RG equations for gauge couplings and Eq. (26) agree at 0.1% level for $\alpha_G > 0.2$. However, Eq. (26) is not a good approximation to the precise numerical value since 2-loop effects are sizable in the MSSM+1VF. Since 2-loop or higher order terms can be incorporated in Eq. (21), this remains an excellent approximation of the IR fixed point.

As already mentioned, the evolution of the bottom Yukawa coupling is almost identical to the top Yukawa. Numerically, far away from the GUT scale, y_b is typically about 0.5% smaller than y_t . This remains to be the case also if $Y_0 \neq Y_V$. However, the tau Yukawa coupling does not run to the IR fixed point characterized by a fixed ratio with respect to gauge couplings, but rather to the trivial IR fixed point.

From Eq. (8) and Fig. 1 we see that the tau Yukawa coupling is driven to smaller values by large quark Yukawa couplings that couple to H_d . The contributions of α_2 and α_1 gauge couplings and lepton Yukawa couplings are much smaller, especially far below the GUT scale. Since the quark Yukawa couplings are driven to the IR fixed point set by gauge couplings, most importantly by α_3 , also the tau Yukawa coupling is almost entirely determined by values of gauge couplings far below the GUT scale. However, as characteristic for a trivial fixed point, the value of the tau Yukawa depends also on α_G and how far below the GUT scale it is evaluated. This can be seen in Fig. 2 (right). The tau Yukawa coupling approaches the same value very fast (similar to the top Yukawa coupling) from a large range of boundary conditions of Yukawa couplings, but the value is slightly different for different α_G .

An insight to the general behavior of y_τ can be obtained from the RG equation of $\ln(y_\tau^2/y_t^2)$ where we neglect everything except quark Yukawa couplings and α_3 and approximate all quark Yukawa couplings by the top Yukawa fixed point value. Assuming universal GUT scale boundary conditions for Yukawa couplings and using the solution of the 1-loop RG equation of α_3 , we get

$$\frac{y_\tau^2(M_Z)}{y_t^2(M_Z)} \sim \frac{1}{[1 + (\alpha_G/2\pi) \ln(M_G/M_Z)]^{132/39}}. \quad (27)$$

As anticipated, the ratio of y_τ^2 to quark Yukawa couplings squared (or to gauge couplings) is decreasing for larger α_G and further away from the GUT scale it is evaluated.⁵

So far we have not included the threshold effects from superpartners or vectorlike matter, the same particle content is assumed all the way to the EW scale. As a result, the gauge couplings do not reproduce the measured values exactly. This is intentional since we want to infer the scale of superpartners and vectorlike matter from the IR fixed point values of Yukawa couplings. In order to do this, with dashed lines and shaded regions at low energies in Fig. 1, we plot the evolution of y_t (black), y_b (upper gray) and y_τ (lower gray) obtained from the measured fermion masses for $\tan\beta$ between 30 and 45 assuming that all superpartners and Higgs bosons except the SM-like one are at the corresponding RG scale. They are obtained from Eqs. (11) - (13) by identifying the M_{SUSY} scale with the RG scale.⁶

⁵ The formula above is just a very rough approximation intended for the illustration of general behavior of y_τ . It is not suitable as an approximation of the actual value of y_τ at the EW scale. The effects of other gauge couplings and lepton Yukawa couplings in the RG flow are not negligible.

⁶ Note that these do not represent RG evolutions of Yukawa couplings in any model (neither in the MSSM

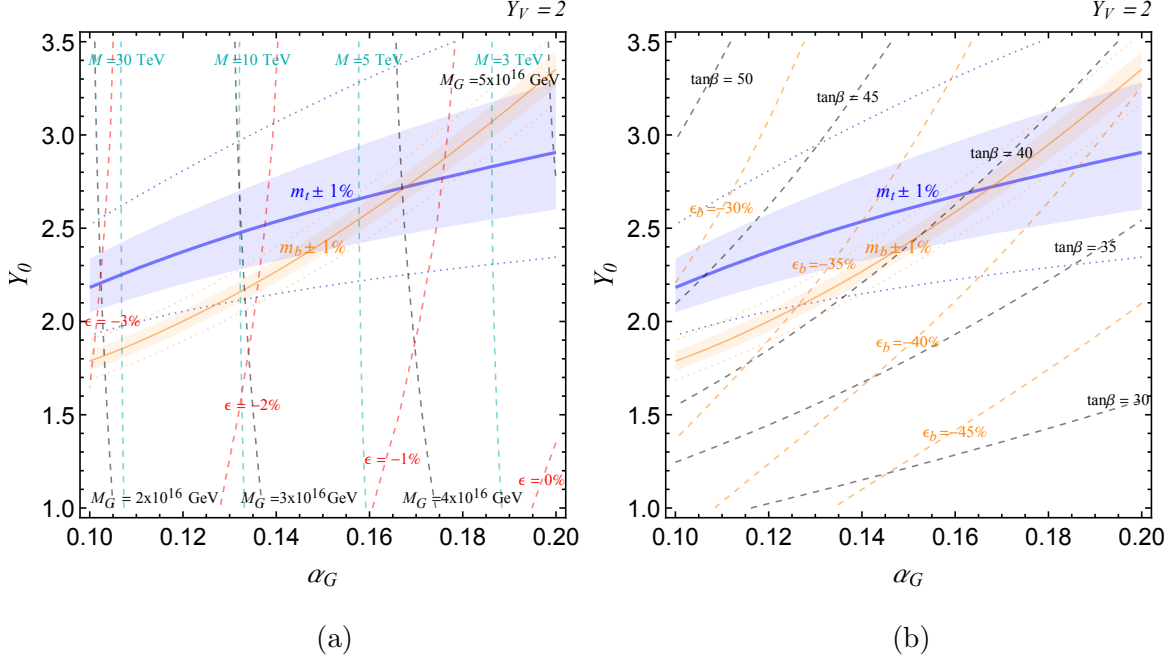


FIG. 3: Contours of predicted m_t (blue) and m_b (orange) in the $Y_0 - \alpha_G$ plane for fixed $Y_V = 2$. Solid lines correspond to the measured central values, shaded areas represent $\pm 1\%$ ranges and dotted lines correspond to $\pm 2\%$ ranges. The m_τ and all three gauge couplings are fit to the measured central values everywhere in the plane for the values of input parameters plotted with dashed lines: ϵ , M_G and M in (a) and $\tan\beta$ in (b). In (b) we also show contours of constant ϵ_b that would be required to obtain the 4 GeV value of m_b .

For the top quark, the whole region of $\tan\beta \gtrsim 10$ is essentially the same line and thus the top quark IR fixed point is the most restrictive on the scale of superpartners and vectorlike matter. The range of M required by the top quark mass for the above mentioned variations of GUT scale parameters is indicated by the vertical shaded band.

Interestingly, the multi-TeV range of M suggested by the top quark mass coincides with the range already suggested by the gauge couplings [31] and is also compatible with the Higgs boson mass. In addition, predicted values of the bottom and tau Yukawa couplings in this energy range are within gray shaded regions indicating that the resulting bottom and

nor in the SM), but rather evolutions of the combination of model parameters that have to match Yukawa couplings in the MSSM+1VF at the correct scale of new physics in order to obtain measured fermion masses. We use the crossing point of the RG evolution of this quantity and the corresponding Yukawa coupling in the MSSM+1VF to infer M .

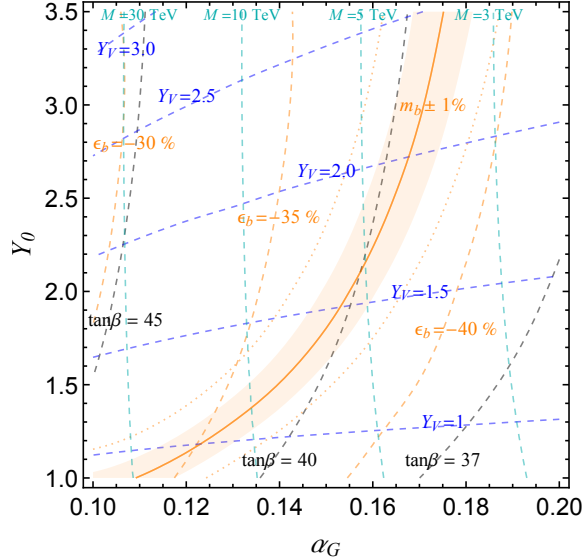


FIG. 4: Similar to Fig. 3 but with the top quark mass also fit to the measured central value everywhere in the plane for values of Y_V indicated by the dashed blue lines.

tau masses will not be far from measured values for $\tan \beta \sim 40$.

B. Fits to low energy observables and the scale of new physics

The next step is to determine the region of model parameters leading to exact Yukawa coupling unification while still keeping a high degree of universality in model parameters $M \equiv M_{SUSY} = M_{VF}$. One of the fermion masses can always be reproduced precisely for some value of $\tan \beta$. Since the tau mass receives only small corrections from superpartners and is known the most precisely we choose to fix $\tan \beta$ to obtain the central value of m_τ . In Fig. 3 we then plot the contours of predicted m_t and m_b in the $Y_0 - \alpha_G$ plane along which the measured central values, $\pm 1\%$ and $\pm 2\%$ ranges are obtained. All three gauge couplings are fit to their central values for the values of M_G , M and ϵ plotted with dashed lines in (a). Contours of constant $\tan \beta$ required to fit m_τ are shown in (b). Since m_b is the most sensitive to SUSY spectrum, in (b) we also indicate values of ϵ_b that would be required to obtain the measured value of m_b everywhere in the $Y_0 - \alpha_G$ plane.

From Fig. 3 we see that the third generation Yukawa couplings successfully unify for values of model parameters near the crossing of the solid lines corresponding to central values of top and bottom masses. Note, the current experimental uncertainty for the top

quark mass is about half of the shaded region while for the bottom quark it coincides with the shaded range. In this plot Y_V is fixed to 2. Different choices of Y_V would slowly move the region where top and bottom quark masses are correctly reproduced up and down in the plane. Alternatively, we can use Y_V to fit the central value of the top quark mass everywhere in the plane. Contours of the predicted bottom quark mass with all other observables fit to central values are shown in Fig. 4. We also show contours of the required Y_V and a subset of other model parameters. Those not shown have similar values as in Fig. 3.

Perhaps more interesting than the Yukawa coupling unification itself is the fact that the unification is possible with large boundary conditions for both gauge and Yukawa couplings. It means that the EW scale values are very insensitive to the boundary conditions due to the IR fixed point behavior discussed above. This can also be inferred from the large size of the parameter space leading to the top quark mass in 1% or 2% ranges around the central value in Fig. 3. Moreover, from the shaded range of the bottom quark mass in Fig. 4 we see that for Yukawa couplings larger than one, the preferred range of superpartners and vectorlike matter is 3 TeV to 30 TeV, with larger couplings favoring smaller scales of new physics. This mass range is also compatible with the Higgs boson mass.

Another interesting feature is that the required SUSY correction to m_b in the whole plotted plane is in the range that is generically achieved with comparable values of SUSY parameters. Thus, no extreme regions of SUSY parameters are required to simultaneously obtain all three fermion masses correctly. This is important, since due to the IR fixed point nature, there are no other parameters that can affect the fermion masses significantly.

Splitting gaugino and scalar masses can actually be used to fit the bottom quark mass everywhere in the plane. Defining \tilde{R} parameter as the ratio of gaugino masses and scalar masses and still, for simplicity, assuming that scalar masses are the same as vectorlike quark and lepton masses, this is illustrated in Fig. 5 which shows the model parameters required to fit the central values of all three gauge couplings and three fermion masses everywhere in the $Y_0 - \alpha_G$ plane. We see that splitting gaugino and scalar masses by less than a factor of two is sufficient to get all three fermion masses at central values from the unified Yukawa coupling everywhere in the plane. No extreme regions of SUSY parameters or large hierarchies are required.

Finally, let us explore the effects of splitting the common scale of superpartners, M_{SUSY} , from the common scale of vectorlike masses, M_{VF} . These effects are generically very mild

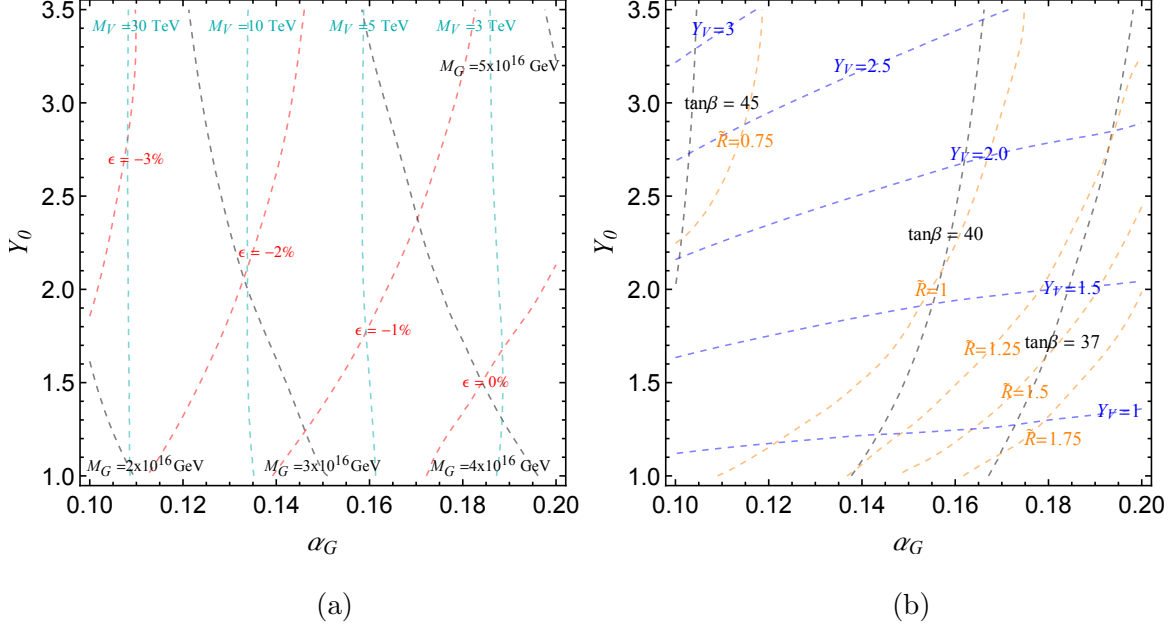


FIG. 5: Contours of constant values of model parameters required to fit the central values of three gauge couplings and third generation fermion masses in the $Y_0 - \alpha_G$ plane. Parameters mostly related to gauge couplings are shown in (a) and those mostly related to fermion masses are shown in (b). The \tilde{R} is the ratio of gaugino masses and scalar masses with scalar masses set to M_V .

unless the level of splitting is huge. Even an order of magnitude changes in M_{SUSY} or M_{VF} have only a tiny impact on m_t , at most a few percent effect on m_b and of order 10% effect on m_τ when other parameters are fixed. Instead of showing this we can use the ratio M_{SUSY}/M_V as a free parameter and see how other parameters have to compensate for this change in order to fit fermion masses. In Fig. 6 we plot the predicted m_b in the $M_{SUSY}/M_V - \alpha_G$ plane together with contours of model parameters required to fit the central values of top and tau masses in addition to gauge couplings. In these plots we fix $Y_V = 1$. Larger values of Y_V would shift the m_b contour slightly up and smaller values slightly down. The position of the correct bottom quark mass for different Y_V can be easily estimated by comparing with Fig. 4. For guidance, the edge of the shaded gray area in Fig. 6(a) corresponds to the contour of the measured central value of m_b for $Y_V = 2.5$ (and requires $Y_0 \simeq 3.5$). Inside the gray shaded region the Y_0 required to fit the central value of the bottom quark mass grows rapidly. The gray solid line in the bottom left corner corresponds to the measured central value of m_b for $Y_V = 0.5$. We show these additional contours only in Fig. 6(a) since the model parameters displayed there are driven mostly by gauge couplings and depend

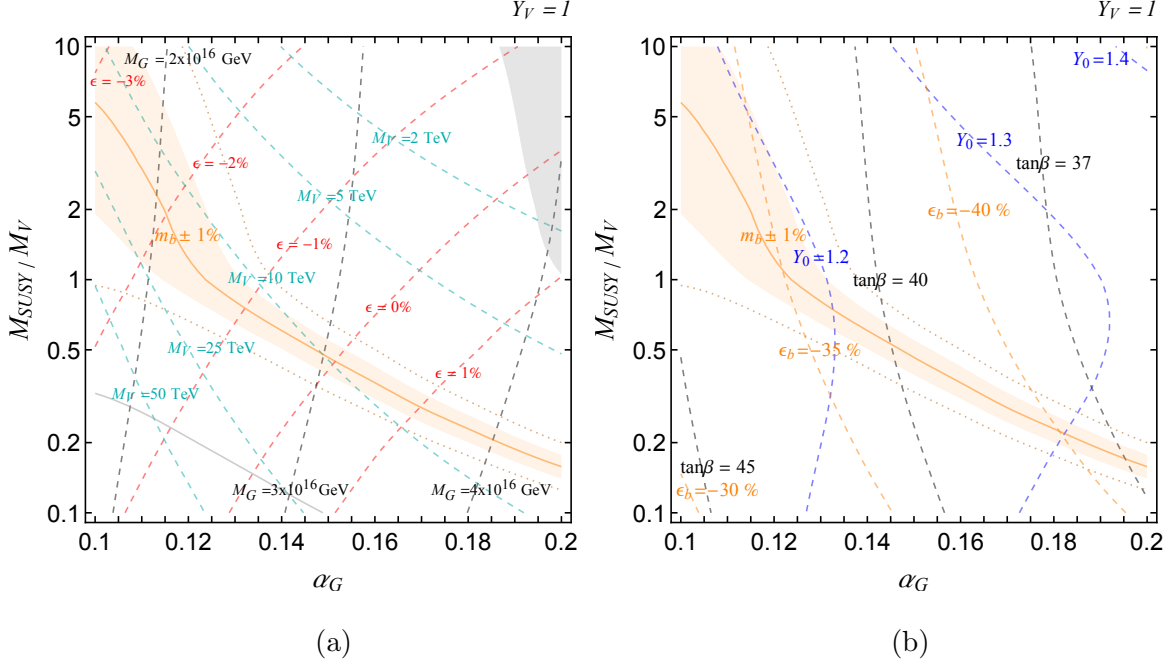


FIG. 6: Contours of predicted m_b (orange) in the $M_{SUSY}/M_V - \alpha_G$ plane for fixed $Y_V = 1$. Solid line corresponds to the measured central value, shaded area represent $\pm 1\%$ range and dotted lines correspond to $\pm 2\%$ range. The m_t , m_τ and all three gauge couplings are fit to the measured central values everywhere in the plane for the values of input parameters plotted with dashed lines: M_G , M and ϵ in (a) and Y_0 and $\tan \beta$ in (b). In (b) we also show contours of constant ϵ_b that would be required to obtain the measured value of m_b . The edge of the shaded gray area in (a) corresponds to the contour of measured central value of m_b for $Y_V = 2.5$ (that requires $Y_0 \simeq 3.5$) and the gray solid line in the bottom left corner corresponds to m_b for $Y_V = 0.5$.

negligibly on Y_V .⁷ The parameters shown in Fig. 6(b) are mostly related to fermion masses and would be affected by changing Y_V .

We see that predictions for fermion masses indeed do not depend much on how the scale of superpartners is split from vectorlike masses. Exact Yukawa coupling unification can be achieved in large ranges of M_{SUSY} and M_V for slightly different values of unified gauge and Yukawa couplings. Both M_{SUSY} and M_V are preferred in a multi-TeV range

⁷ Note, however, that large Yukawa couplings result in an improvement of gauge coupling unification. The required GUT scale threshold correction is significantly smaller than without extra Yukawa couplings [31]. The improvement is mostly the result of contributions of Yukawa couplings to α_1 and α_2 over the whole range of RG evolution and depends very little on the boundary conditions as long as they are large.

that starts from about 2 TeV for large values of Y_0 , Y_V and α_G . Furthermore, the required M_{SUSY} and M_V are somewhat anti-correlated: smaller M_{SUSY} prefers larger M_V and vice versa. These findings are mostly driven by fitting the measured values of gauge couplings [31], with fermion masses further constraining the preferred range. Lowering Yukawa couplings to 1, the range of M_V extends to about 8 TeV for $\alpha_G > 0.2$ and up to about 45 TeV for $\alpha_G = 0.1$ while M_{SUSY} can be an order of magnitude smaller or larger depending on α_G . For any $\alpha_G > 0.2$ either superpartners or vectorlike matter is expected within 3 TeV. Further decreasing the Yukawa couplings (or α_G) requires larger scales of new physics. However, in this limit, the understanding of the third generation fermion masses as IR fixed points gradually fades away. We should keep in mind, however, that these results assume the typical SUSY corrections resulting from a comparable SUSY spectrum and different assumptions about soft SUSY breaking terms or the μ -term could shift the preferred range of model parameters as indicated (by ϵ_b) in Fig. 6(b) and previous figures.

IV. CONCLUSIONS

We have found that in the MSSM extended by a complete vectorlike family, precise top, bottom and tau Yukawa coupling unification can be achieved with a large unified coupling, implying that all three fermion masses can be simultaneously close to their IR fixed points. All three Yukawa couplings approach IR fixed points rapidly from a large range of boundary conditions both above and below their IR fixed point values. Furthermore, the unification is possible assuming SUSY threshold corrections which are typical for comparable superpartner masses and thus no hierarchies or specific relations among SUSY parameters are required.

The simplest scenario assumes a common scale of new physics (superpartner masses and masses of vectorlike fermions). This scale, together with the GUT scale and $\tan\beta$ are the most important parameters determining the EW scale values of the top, bottom and tau Yukawa couplings while others affect the EW scale values very little, as a result of the IR fixed point behavior, and are only needed for precisely reproducing the measured values. For unified Yukawa couplings of order one or larger, the preferred scale of superpartners and vectorlike matter is in the 3 TeV to 30 TeV range, with larger couplings favoring smaller scales of new physics. The required scale of new physics and the GUT scale are to a large extent driven by fitting the measured values of gauge couplings [31] with fermion masses

further constraining the preferred range. Due to the IR fixed point behavior it is highly non-trivial that Yukawa couplings point to a similar scale of new physics as gauge couplings. Furthermore, the multi-TeV scale for superpartners is independently suggested by the Higgs boson mass.

Abandoning the simple assumption of a common scale of new physics, the results do not differ much as long as superpartner masses and vectorlike masses remain comparable. Both M_{SUSY} and M_V are preferred in a multi-TeV range that starts from about 2 TeV for large values of unified Yukawa couplings and α_G . Lowering Yukawa couplings to 1, the range of M_V extends to about 8 TeV for $\alpha_G > 0.2$ and up to about 45 TeV for $\alpha_G = 0.1$ while M_{SUSY} can be an order of magnitude smaller or larger depending on α_G . For any $\alpha_G > 0.2$ either superpartners or vectorlike matter is expected within 3 TeV. Further decreasing the Yukawa couplings (or α_G) requires larger scales of new physics. However, in this limit, the understanding of the third generation fermion masses as IR fixed points gradually fades away.

The above motivation for the scale of superpartners and vectorlike matter is based completely on the measured values of the third generation fermion masses together with gauge couplings and does not take into account any biases related to naturalness of EW symmetry breaking. It coincides with the only hint for the scale of superpartners we have so far (the Higgs boson mass). Not assuming any specific SUSY breaking/mediation model, many scenarios with basic features similar to those we considered are sufficiently complex that the needed hierarchy between the EW scale and the scale of new physics does not require model parameters to be selected with any special care [62, 63].

Although the preferred scale of superpartners and vectorlike matter is in a multi-TeV range, any of the new particles can be within the reach of the LHC since the prediction for a Yukawa or gauge coupling depends on a weighted geometric mean of masses of particles contributing in its RG evolution. Based on the RG evolution, vectorlike leptons and both MSSM and vectorlike sleptons are expected at the bottom of the spectrum. Similarly, extra Higgs bosons resulting from the two Higgs doublets may be light. Thus, in addition to the usual searches for either vectorlike matter or heavy Higgs bosons, combined signatures of both sectors are of particular importance since the sensitivity for some of those extends to several TeV [64, 65].

The model we consider is certainly more complex than the MSSM. Nevertheless, it offers

a simple understanding of gauge and the third generation Yukawa couplings in terms of scales of new physics.

Acknowledgments: This work was supported in part by the U.S. Department of Energy under grant number DE-SC0010120.

-
- [1] B. Ananthanarayan, G. Lazarides and Q. Shafi, Phys. Rev. D **44**, 1613 (1991).
 - [2] B. Ananthanarayan, G. Lazarides and Q. Shafi, Phys. Lett. B **300**, 245 (1993).
 - [3] V. D. Barger, M. S. Berger and P. Ohmann, Phys. Rev. D **47**, 1093 (1993) [hep-ph/9209232].
 - [4] G. W. Anderson, S. Raby, S. Dimopoulos and L. J. Hall, Phys. Rev. D **47**, R3702 (1993) [hep-ph/9209250].
 - [5] L. J. Hall, R. Rattazzi and U. Sarid, Phys. Rev. D **50**, 7048 (1994) [hep-ph/9306309].
 - [6] R. Hempfling, Phys. Rev. D **49**, 6168 (1994).
 - [7] M. Carena, M. Olechowski, S. Pokorski and C. E. M. Wagner, Nucl. Phys. B **426**, 269 (1994) [hep-ph/9402253].
 - [8] H. Murayama, M. Olechowski and S. Pokorski, Phys. Lett. B **371**, 57 (1996) [hep-ph/9510327].
 - [9] T. Blazek, R. Dermisek and S. Raby, Phys. Rev. Lett. **88**, 111804 (2002) [hep-ph/0107097].
 - [10] T. Blazek, R. Dermisek and S. Raby, Phys. Rev. D **65**, 115004 (2002) [hep-ph/0201081].
 - [11] H. Baer and J. Ferrandis, Phys. Rev. Lett. **87**, 211803 (2001) [hep-ph/0106352].
 - [12] D. Auto, H. Baer, C. Balazs, A. Belyaev, J. Ferrandis and X. Tata, JHEP **0306**, 023 (2003) [hep-ph/0302155].
 - [13] K. Tobe and J. D. Wells, Nucl. Phys. B **663**, 123 (2003) [hep-ph/0301015].
 - [14] C. Balazs and R. Dermisek, JHEP **0306**, 024 (2003) [hep-ph/0303161].
 - [15] H. Baer, S. Kraml and S. Sekmen, JHEP **0909**, 005 (2009) [arXiv:0908.0134 [hep-ph]].
 - [16] P. Nath and R. M. Syed, Phys. Rev. D **81**, 037701 (2010) [arXiv:0909.2380 [hep-ph]].
 - [17] M. Badziak, M. Olechowski and S. Pokorski, JHEP **1108**, 147 (2011) [arXiv:1107.2764 [hep-ph]].
 - [18] H. Baer, S. Raza and Q. Shafi, Phys. Lett. B **712**, 250 (2012) [arXiv:1201.5668 [hep-ph]].
 - [19] A. S. Joshipura and K. M. Patel, Phys. Rev. D **86**, 035019 (2012) [arXiv:1206.3910 [hep-ph]].
 - [20] G. Elor, L. J. Hall, D. Pinner and J. T. Ruderman, JHEP **1210**, 111 (2012) [arXiv:1206.5301]

- [hep-ph]].
- [21] H. Baer, S. Kraml and S. Kulkarni, JHEP **1212**, 066 (2012) [arXiv:1208.3039 [hep-ph]].
- [22] A. Anandakrishnan, S. Raby and A. Wingerter, Phys. Rev. D **87**, no. 5, 055005 (2013) [arXiv:1212.0542 [hep-ph]].
- [23] M. Adeel Ajaib, I. Gogoladze, Q. Shafi and C. S. Un, JHEP **1307**, 139 (2013) [arXiv:1303.6964 [hep-ph]].
- [24] A. Karozas, G. K. Leontaris and Q. Shafi, Phys. Lett. B **778**, 213 (2018) [arXiv:1710.00929 [hep-ph]].
- [25] Z. Poh, S. Raby and Z. z. Wang, Phys. Rev. D **95**, no. 11, 115025 (2017) [arXiv:1703.09309 [hep-ph]].
- [26] B. Dutta and Y. Mimura, arXiv:1810.08413 [hep-ph].
- [27] T. Blazek, S. Raby and S. Pokorski, Phys. Rev. D **52**, 4151 (1995) [hep-ph/9504364].
- [28] W. A. Bardeen, M. Carena, S. Pokorski and C. E. M. Wagner, Phys. Lett. B **320**, 110 (1994) [hep-ph/9309293].
- [29] M. Carena, M. Olechowski, S. Pokorski and C. E. M. Wagner, Nucl. Phys. B **419** (1994) 213 [hep-ph/9311222].
- [30] M. Carena and C. E. M. Wagner, Nucl. Phys. B **452**, 45 (1995) [hep-ph/9408253].
- [31] R. Dermisek and N. McGinnis, Phys. Rev. D **97**, no. 5, 055009 (2018) [arXiv:1712.03527 [hep-ph]].
- [32] T. Moroi, H. Murayama, and T. Yanagida, Phys. Rev. D **48**, 2995 (1993) [hep-ph/9306268].
- [33] K. S. Babu and J. C. Pati, Phys. Lett. B **384**, 140 (1996).
- [34] C. F. Kolda and J. March-Russell, Phys. Rev. D **55**, 4252 (1997) [hep-ph/9609480].
- [35] D. Ghilencea, M. Lanzagorta and G. G. Ross, Phys. Lett. B **415**, 253 (1997) [hep-ph/9707462].
- [36] G. Amelino-Camelia, D. Ghilencea and G. G. Ross, Nucl. Phys. B **528**, 35 (1998) [hep-ph/9804437].
- [37] M. Bastero-Gil and B. Brahmachari, Nucl. Phys. B **575**, 35 (2000) [hep-ph/9907318].
- [38] R. Dermisek, Phys. Lett. B **713**, 469 (2012) [arXiv:1204.6533 [hep-ph]].
- [39] R. Dermisek, Phys. Rev. D **87**, no. 5, 055008 (2013) [arXiv:1212.3035 [hep-ph]].
- [40] K. S. Babu, I. Gogoladze, M. U. Rehman and Q. Shafi, Phys. Rev. D **78**, 055017 (2008) [arXiv:0807.3055 [hep-ph]].
- [41] S. P. Martin, Phys. Rev. D **81**, 035004 (2010).

- [42] R. Dermisek, Phys. Rev. D **95**, no. 1, 015002 (2017) [arXiv:1606.09031 [hep-ph]].
- [43] D. Choudhury, T. M. P. Tait and C. E. M. Wagner, Phys. Rev. D **65**, 053002 (2002) [arXiv:hep-ph/0109097].
- [44] R. Dermisek, S. -G. Kim and A. Raval, Phys. Rev. D **84**, 035006 (2011) [arXiv:1105.0773 [hep-ph]].
- [45] R. Dermisek, S. -G. Kim and A. Raval, Phys. Rev. D **85**, 075022 (2012) [arXiv:1201.0315 [hep-ph]].
- [46] B. Batell, S. Gori and L. -T. Wang, arXiv:1209.6382 [hep-ph].
- [47] K. Kannike, M. Raidal, D. M. Straub and A. Strumia, JHEP **1202**, 106 (2012) [arXiv:1111.2551 [hep-ph]].
- [48] R. Dermisek and A. Raval, Phys. Rev. D **88**, 013017 (2013) [arXiv:1305.3522 [hep-ph]].
- [49] M. Bando, J. Sato and K. Yoshioka, Prog. Theor. Phys. **98**, 169 (1997) doi:10.1143/PTP.98.169 [hep-ph/9703321].
- [50] S. Chigusa and T. Moroi, PTEP **2017**, no. 6, 063B05 (2017) [arXiv:1702.00790 [hep-ph]].
- [51] D.R.T. Jones, Nucl. Phys. B **87** 127 (1975).
- [52] M. E. Machacek and M. T. Vaughn, Nucl. Phys. B **222**, 83 (1983).
- [53] M. E. Machacek and M. T. Vaughn, Nucl. Phys. B **236**, 221 (1984).
- [54] M. E. Machacek and M. T. Vaughn, Nucl. Phys. B **249**, 70 (1985).
- [55] S. P. Martin and M. T. Vaughn, Phys. Rev. D **50**, 2282 (1994) [hep-ph/9311340]
- [56] D. J. Castano, E. J. Piard and P. Ramond, Phys. Rev. D **49**, 4882 (1994) [hep-ph/9308335].
- [57] D. M. Pierce, J. A. Bagger, K. T. Matchev and R. j. Zhang, Nucl. Phys. B **491**, 3 (1997) [hep-ph/9606211].
- [58] M. Tanabashi *et al.* [Particle Data Group], Phys. Rev. D **98**, no. 3, 030001 (2018).
- [59] B. Pendleton and G. G. Ross, Phys. Lett. **98B**, 291 (1981).
- [60] C. T. Hill, Phys. Rev. D **24**, 691 (1981).
- [61] M. Lanzagorta and G. G. Ross, Phys. Lett. B **349**, 319 (1995) [hep-ph/9501394].
- [62] R. Dermisek, arXiv:1611.03188 [hep-ph].
- [63] R. Dermisek and N. McGinnis, Int. J. Mod. Phys. A **33**, no. 25, 1850145 (2018) [arXiv:1705.01910 [hep-ph]].
- [64] R. Dermisek, E. Lunghi and S. Shin, JHEP **1605**, 148 (2016) [arXiv:1512.07837 [hep-ph]].
- [65] R. Dermisek, E. Lunghi and S. Shin, JHEP **1610**, 081 (2016) [arXiv:1608.00662 [hep-ph]].