

DynaSOAr: A Parallel Memory Allocator for Object-oriented Programming on GPUs with Efficient Memory Access

Matthias Springer

Tokyo Institute of Technology
matthias.springer@acm.org

Hidehiko Masuhara

Tokyo Institute of Technology
masuhara@acm.org

Abstract

Object-oriented programming has long been regarded as too inefficient for SIMD high-performance computing, despite the fact that many important applications in HPC have an inherent object structure. On SIMD accelerators including GPUs, this is mainly due to performance problems with memory allocation: There are a few libraries that support parallel memory allocation directly on accelerator devices, but all of them suffer from uncoalesced memory accesses.

In this work, we present *DynaSOAr*, a C++/CUDA data layout DSL for object-oriented programming, combined with a parallel dynamic object allocator. DynaSOAr was designed for a class of object-oriented programs that we call *Single-Method Multiple Objects* (SMMO), in which parallelism is expressed over a set of objects. DynaSOAr is the first GPU object allocator that provides a parallel do-all operation, which is the foundation of SMMO applications.

DynaSOAr improves the usage of allocated memory with a Structure of Arrays (SOA) data layout and achieves low memory fragmentation through efficient management of free and allocated memory blocks with lock-free, hierarchical bitmaps. In our benchmarks, DynaSOAr achieves a significant speedup of application code of up to 3x over state-of-the-art allocators. Moreover, DynaSOAr manages heap memory more efficiently than other allocators, allowing programmers to run up to 2x larger problem sizes with the same amount of memory.

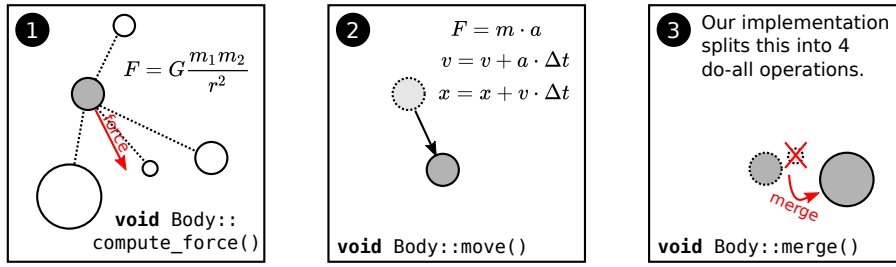
2012 ACM Subject Classification Software and its engineering → Allocation / deallocation

Keywords and phrases Data Layout, Object-oriented Programming, Dynamic Memory Allocation, SIMD, Structure of Arrays

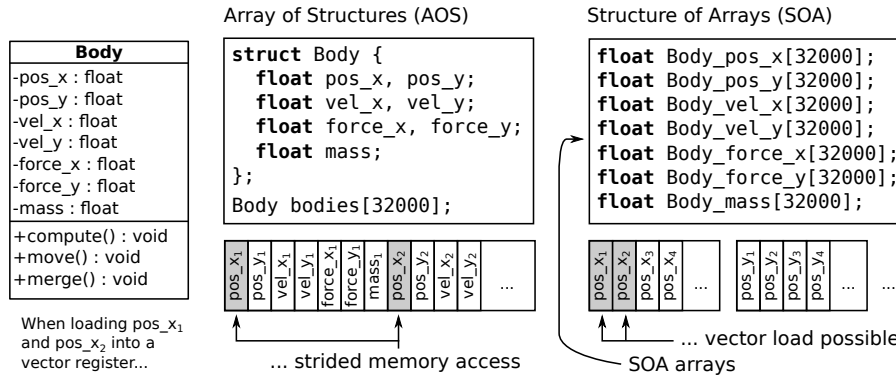
1 Introduction

General-purpose GPU computing has long been a tedious job, requiring programmers to write hand-optimized, low-level programs. In an attempt to make GPU computing available to a broader range of developers, our efforts are centered around bringing fast object-oriented programming (OOP) to low-level languages such as CUDA and C++.

OOP has a wide range of applications in high-performance computing [9, 27, 6, 16, 13] but is often avoided due to bad performance [38]. Dynamic memory management and the ability/flexibility of creating/deleting objects at any time is one of the corner stones of OOP. Due to the massive parallelism and data-parallel execution of GPUs, the number of simultaneous (de)allocations is significantly higher than on other parallel hardware architectures. In recent years, fast, dynamic memory allocators have been developed for GPUs [45, 25, 52, 49, 7, 43] and demanded by application developers [53, 46, 33, 40, 41, 31, 32], showing a growing interest in better programming models and abstractions that have long been available in other programming languages. However, while these allocators often provide



■ **Figure 1** N-body Simulation with Collisions. The simulation consists of multiple do-all operations that are run in a loop for a fixed number of iterations (*time steps*). Every do-all operation runs in parallel and is a synchronization point: The next one can start only if the previous one has finished.



■ **Figure 2** Data Layout of N-body Simulation in AOS and SOA. In SOA, multiple values of a field (e.g., `pos_x1` and `pos_x2`) can be loaded into a vector register with a single vector load instruction. In AOS, a less efficient, strided memory load (or multiple smaller memory loads) are necessary, because data is not contiguous. Recent Nvidia GPUs can vector-load 128 bytes (32 floats) at a time.

good (de)allocation performance, they miss key optimizations for structured data, leading to poor data locality and memory bandwidth utilization when accessing allocated memory.

Single-Method Multiple-Objects

We identified a class of high-performance computing applications that can be expressed as object-oriented programs and implemented efficiently on SIMD architectures such as GPUs. We call this class *Single-Method Multiple-Objects* (SMMO). The most fundamental operation of SMMO is parallel *do-all*: Running one method in parallel on all existing objects of a type (*object set*). Such operations fit perfectly with the data-parallel SIMD execution model of GPUs and can be implemented very efficiently. The main challenge lies in the fact that the object set is dynamic: Objects can be created and deleted during do-all operations. The main contribution of our work is the design and implementation of a dynamic memory allocator that works well with SMMO applications and runs entirely on the GPU.

Important real-world SMMO applications range from social simulations to physical simulations such as particle systems. As an example, consider an n-body simulation with collisions (Figure 1). Such simulations are used by astronomers to simulate the collision of galaxies or the formation of planets [4]. The simulation consists of a large number of bodies, each of which has a position, velocity and mass. Every body is an object in SMMO. The simulation is expressed as an iterative application of multiple do-all operations. The first

do-all operation computes the total gravitational force acting on every body. The second do-all operation accelerates every body's velocity according to Newton's second law and calculates a new position. Finally, there are a number of do-all operations¹ for merging a lighter body into a given body according to the physical law of perfectly inelastic collision, if both bodies are close enough. The lighter body object is deleted after a successful merge.

Structure of Arrays Data Layout

Structure of Arrays (SOA) and Array of Structures (AOS) describe memory layouts for an object set [11] (Figure 2). In AOS, the standard layout of most compilers, objects are stored as contiguous blocks of memory. In SOA, all values of a field are stored together. This allows for better cache utilization if not all fields are used in a computation. More importantly, it allows for efficient vector loads/stores on SIMD architectures. This is important, because SIMD architectures achieve parallelism by executing the same processor instruction on a *vector* register.

Choosing the best data layout for an application is challenging. It depends on the data access patterns of the application. Besides plain AOS and SOA, previous work has shown that a mixture of both can sometimes achieve the best performance [21, 28, 51]. How to find good data layouts is outside of the scope of this paper and has been studied in previous work [28, 1]. We are focusing on SOA in this work, but DynaSOAr was designed such that it could easily be extended to support other layouts in the future. SOA is a well-studied, standard optimization technique on SIMD architectures and previous work has reported speedups over AOS by multiple factors on a variety of applications (e.g., [24]). However, SOA, or any non-standard data layout, has a number of downsides.

Object Abstraction Since objects are not stored at one location, the traditional concept of an object pointer does not exist. Instead, programmers refer to an object with an *integer index* into SOA arrays. However, language abstractions for object-oriented programming (e.g., method calls, field access, type checking, inheritance) only work on pointers/classes in mainstream languages (in particular C++/CUDA). To solve such issues, new languages with built-in support for custom data layouts [21, 39] and data layout libraries/DSLs for existing languages [47, 35, 44] have been developed.

Dynamic Object Set Size Plain SOA is not suitable for applications in which the number of objects changes over time, because programmers must specify a maximum object set size per type (32000 in the example above) ahead of time. This is especially challenging if an application has multiple classes: Even though the total number of objects may not change much, there may sometimes be more objects of the one class and sometimes more of the other one. We evaluate a few such applications (e.g., *Wa-Tor* or *Sugarscape*) in the benchmark section. In fact, this problem is not specific to SOA, but also applies to AOS. It can be solved with dynamic memory allocation. However, dynamic memory allocation is more complex in SOA because objects are not stored in a single memory location.

Subclassing/Inheritance Inherited methods are shared between superclasses and subclasses. To allow a superclass method implementation to be used for a subclass, the subclass must use the same SOA arrays (and indices) as its superclass. In Columnar Objects, inherited SOA arrays are shared among all objects of all subclasses and newly introduced SOA arrays have a `null` value for objects of a super class [35]. This approach works, but it can waste a considerable amount of memory.

¹ We implement merging behavior with multiple do-all operations to avoid race conditions.

DynaSOAr: A Dynamic Memory Allocator and C++/CUDA DSL for SOA Layout

In this work, we present DynaSOAr, a CUDA library for SMMO applications. From a technical perspective, DynaSOAr is an embedded C++/CUDA DSL for object-oriented programming with SOA data layout, combined with a parallel dynamic memory allocator and an efficient do-all operation. DynaSOAr builds on top of ideas from Ikra-Cpp [44]: Programs are written in AOS style but have performance characteristics of SOA style code. In that way, programmers can have the benefits of object-oriented programming such as good abstraction and program readability, without penalizing performance.

We are focusing on DynaSOAr’s dynamic memory allocator in this work. We show how to develop a lock-free, dynamic memory allocator for GPUs that can take advantage of a SOA data layout. In SMMO applications, DynaSOAr achieves superior performance compared to state-of-the-art allocators due to three main optimizations.

- Objects are stored in a Structure of Arrays (SOA) data layout, a best practice for structured data in SIMD programs, making usage of allocated memory more efficient when used in conjunction with DynaSOAr’s do-all operation.
- Memory fragmentation caused by dynamic object allocation/deallocation is minimized with hierarchical bitmaps. This is important because fragmentation diminishes the benefit of the SOA layout. Our hierarchical bitmaps support lock-free, concurrent access and are based on atomic operations and retry loops.
- Object allocation and deallocation performance is optimized with a number of low-level techniques inspired by other allocators. For example, DynaSOAr combines allocation requests within SIMD thread groups (*warps*) to reduce the number of memory accesses during allocations [25] and takes advantage of efficient bit operations/intrinsics.

Contributions and Outline

The main focus of this paper is on the dynamic object allocator of DynaSOAr. This paper makes the following contributions.

- The concept of Single-Method Multiple-Objects (SMMO) applications. We show that a variety of important HPC problems are SMMO applications.
- The design and implementation of DynaSOAr, a dynamic object allocator for SIMD architectures such as CUDA; with fast (de)allocation and a do-all operation.
- A concurrent, lock-free, hierarchical bitmap data structure based on atomic operations and retry loops.
- A comparison and evaluation of existing GPU memory allocators on SMMO applications.

The remainder of this paper is organized as follows. Section 2 gives an overview of the design goals of DynaSOAr, focusing on memory access considerations on GPUs. Section 3 describes the high-level architecture of DynaSOAr and Section 4 explains important optimizations such as hierarchical bitmaps. Section 5 argues the correctness of DynaSOAr in a concurrent environment. Section 6 compares the design of DynaSOAr with other allocators and Section 7 compares performance using microbenchmarks and multiple SMMO applications. Finally, Section 8 concludes the paper.

2 Design Goals

DynaSOAr’s design is based on the following requirements and goals.

2.1 Programming Interface

In contrast to general memory allocators, DynaSOAr is an *object allocator*. The types (classes/structs) that can be allocated must be specified at compile time. DynaSOAr should provide four basic operations. All operations except for `parallel_do` are *device* functions that can only be called from GPU code.

- `new<T>(args...)`: Allocate a new object of type T and return a *handle* to the object.
- `delete<T>(h)`: Delete an object of type T with handle h .
- `parallel_do<T, &T::func>(args...)`: Launch a GPU kernel that runs a member function (C++ term for *method*) $T::func$ for all objects of type T and subtypes² existing at launch time (*parallel do-all*). $T::func$ may allocate new objects, but they are not enumerated by the same `parallel_do` call. $T::func$ may deallocate any object of different type $U \neq T$, but **this** is the only object of type T it may deallocate (delete itself).
- `device_do<T, &T::func>(args...)`: Run a member function $T::func$ for all objects of type T in the current GPU thread. Can only be used inside of a `parallel_do`. Does not enumerate objects that did not exist at kernel launch time. This is a sequential *for-each* loop. It is typically used for processing all pairs of objects (e.g., in n-body simulations).

2.2 Memory Access Performance

For memory-bound GPU applications, accessing device memory (*global memory*) is the biggest bottleneck. First, global memory access instructions have a very high latency at around 400–800 clock cycles, compared to arithmetic instructions at around 6–24 cycles. Programmers can hide latency with *high occupancy* [50] (i.e., running many threads).

Second, the global memory bandwidth is a limiting factor. Peak memory transfer rates can be achieved only with *memory coalescing*: Up to 128 *contiguous* bytes (L1 cache line size on recent Nvidia GPUs) can be (vector-)loaded with a single transaction within a warp. However, if threads access data on multiple cache lines (e.g., non-contiguous, spread-out addresses), more transactions are needed³, which reduces transfer rates significantly. The CUDA Best Practices Guide puts a *high priority* note on coalesced memory accesses [14] and one way to achieve good coalescing is a SOA layout.

Third, hits in the L1/L2 cache are served much faster (less latency, memory bandwidth pressure) than global memory loads. Good data locality can improve memory performance through better cache utilization. E.g., a SOA layout can improve cache utilization if not all fields are read; they do not occupy any space in cache lines.

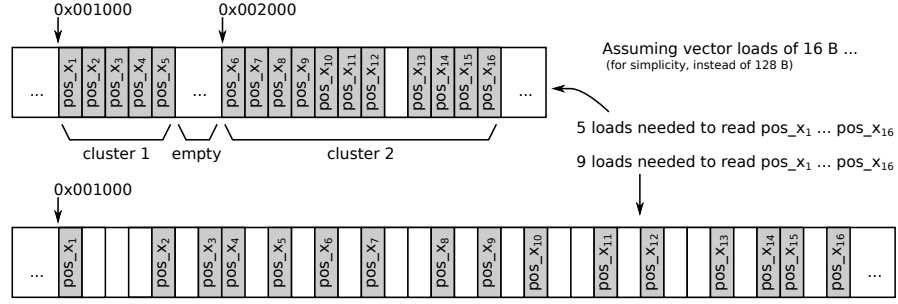
The main insight of our work is that optimizing only for good (de)allocation performance is not enough. Optimizing for efficient memory access in application code can result in much higher speedups. A SOA data layout is the principal way to achieve this goal in DynaSOAr.

2.3 Object Enumeration Strategy of `parallel_do`

Current GPUs follow the Single-Instruction Multiple-Threads (SIMT) execution model, which is a variant of SIMD. Intuitively, every SIMD lane corresponds to a thread and all 32 threads t_i through t_{i+31} of the same SIMD thread group (*warp*) must execute the same instruction on a vector register. If the control flow diverges within a warp, it is serialized.

² To avoid branch divergence, we launch a separate kernel for every type.

³ This is similar to vectorized loads on CPUs, but vectorization (combining multiple loads) is performed and guaranteed by the hardware on GPUs.



■ **Figure 3** Example: High (above) and Low Clustering (below). High clustering is better.

To benefit from memory coalescing, threads within a warp must read contiguous values in memory. In a SOA data layout, this is achieved when the threads of a warp read/write the same fields of objects with contiguous indices at the same time. Intuitively, threads in a warp should process *neighboring* objects.

Such an object assignment strategy must be designed and implemented as part of the `parallel_do<T>` operation. One way to achieve good coalescing is to assign object i to t_i , but this approach requires too many GPU threads. Too many GPU threads reduce efficiency.

2.4 High Density Memory Allocation

Fragmentation is a measurement for the amount of allocated memory in relation to the overall memory consumption. Traditional memory allocators can suffer from *internal* and *external* fragmentation. In the former case, the allocator returns a larger than requested memory segment; e.g., because it can only handle multiples of a certain byte size. In the latter case, the allocator has multiple chunks of free memory, each of which by itself may be too small to serve a large allocation request. Besides wasting memory, high fragmentation affects cache utilization adversely in traditional memory allocators [20].

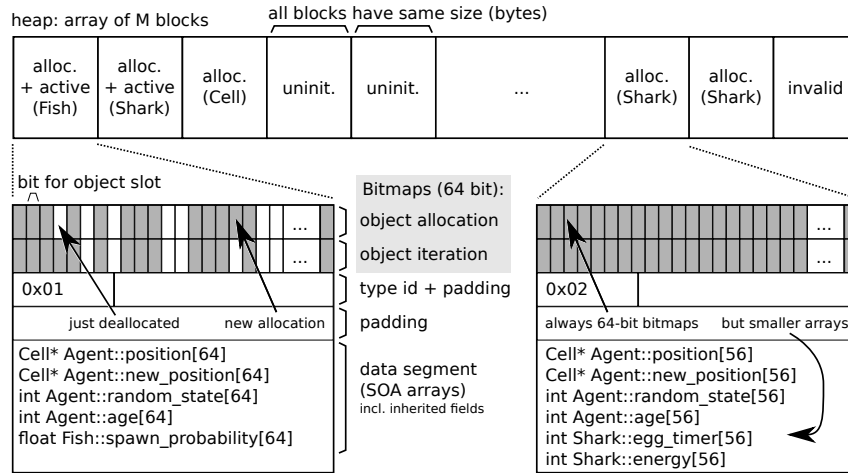
Clustering is what we associate with low fragmentation. Intuitively, good clustering means that data is stored in a few dense memory areas, even though those memory areas may be in totally different locations (Figure 3). To allow for efficient vector loads (and thus memory coalescing), scalar values should be stored contiguously in clusters of 128 bytes (or larger). It does not matter where those clusters are located in memory. Having a *perfect* SOA layout as in Figure 2 is not required for maximum coalescing.

Many state-of-the-art memory allocators use a hashing approach to scatter allocations more or less randomly in the heap in order to avoid collisions [45, 3] (i.e., two threads trying to allocate the same memory location). Such an approach does not work in DynaSOAr because it would lead to very low clustering and render the SOA layout useless.

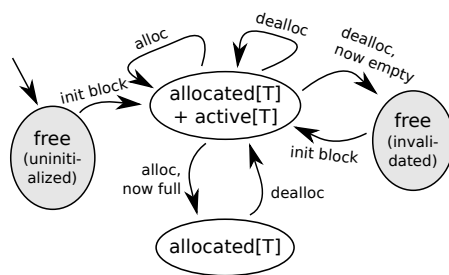
2.5 Scalability

Ideally, the (de)allocation time for an object should not increase with the number of threads, the number of concurrent (de)allocations and the heap size. Fragmentation and the clustering index should always stay low.

CPU memory allocator designs in previous work emphasize mechanisms for reducing false sharing, which can degrade performance on CPUs [10]. This is not an issue on GPUs, because L1 caches are not coherent. Programmers must use the `volatile` keyword or atomic operations to enforce a read/write to the shared L2 cache or global memory.



■ **Figure 4** Example: Heap Layout for Wa-Tor (Fish-and-Sharks Simulation). The heap is divided into M blocks of equal size. Every block has the same structure: an allocation bitmap, an iteration bitmap, and a type identifier, followed by a data segment storing objects in SOA layout. In Wa-Tor, *Fish* and *Shark* are subclasses of *Agent*, so they inherit its fields.



■ **Figure 5** Block State Transitions. At first, blocks are in an uninitialized state. During object allocation, new active blocks may be initialized (*allocated*). Active blocks become inactive when their last slot is allocated. Inactive blocks become active again when a slot becomes available due to deallocation. Active blocks are invalidated when their last object is deallocated. Invalidated blocks can be reinitialized (to any type) and are handled similar to uninitialized blocks.

3 Architecture Overview

DynaSOAr manages a single, large heap in global memory on device. The heap is divided into M blocks of equal number of bytes. M is determined at compile time based on the block size. Multiple objects of the same type (class/struct) are stored in a block in Structure of Arrays (SOA) data layout (Figure 4). Once a block is initialized (*allocated*) for a certain type, only objects of that type can be stored in that block until the block is deallocated.

The maximum number of objects in a block depends on the type, because structs/classes may have different sizes. To improve clustering and data locality, DynaSOAr tries to find already existing, non-full blocks for new allocations. We call such blocks *active*, because they participate in object allocation. If no active block could be found, a new block is allocated and becomes active (Figure 5).

Block Structure

Every block has two 64-bit object bitmaps: An *object allocation bitmap* and an *object iteration bitmap*. The allocation bitmap tracks allocated slots in the block. The iteration bitmap is reinitialized to match the allocation bitmap before a `parallel_do` operation (*iteration*). Its purpose is to ensure that objects created during a `parallel_do` operation are not being enumerated in the same operation; that would be a race condition.

The bitmaps are followed by a *type identifier*, a unique ID for the type T of a block. The remainder of the block is occupied by padding and the *data segment*, storing $1 \leq N_T \leq 64$ objects in SOA layout. The data segment begins with SOA arrays for inherited fields and ends with SOA arrays of newly introduced fields.

Slots are marked as (de)allocated with atomic AND/OR operations that change a single bit of the object allocation bitmap and leave all other bits unchanged. Based on their return value⁴, we know ...

- ... if an allocation was successful or another thread was faster allocating a slot.
- ... if a particular allocation filled up a block (i.e., allocated the last slot; Alg. 6).
- ... if a particular deallocation emptied a block (i.e., deallocated the last slot).

If a thread filled up a block or emptied a block, it is that thread's *responsibility* to update the other internal data structures. This is a common pattern in lock-free designs [36].

Block Size

All blocks have the same size in bytes, but the maximum number of objects in a block depends on the size (bytes) of the type of objects in the block. If DynaSOAr manages objects of types T_1, T_2, \dots, T_n and $s = \operatorname{argmin}_{i \in 1 \dots n} \operatorname{size}(T_i)$ is the index of the smallest type, then the number of objects $N_{T'}$ stored in a block of type T' is determined as follows.

$$N_{T'} = \left\lfloor \frac{64 \cdot \operatorname{size}(T_s)}{\operatorname{size}(T')} \right\rfloor \quad (\#objects \text{ per block})$$

With this formula, a block of the smallest type T_s can contain 64 objects. The size of T_s determines the block size in bytes and thus the number of blocks M .

As soon as one type is more than twice as big as the smallest type, the benefit of the SOA layout starts fading away for the bigger type. This is because less than 32 objects would be stored in a block and the maximum amount of memory coalescing can only be achieved with vector loads (cluster sizes) of 32 values (when loading 32-bit floats/integers). Finally, DynaSOAr cannot handle cases in which a type is more than 64 times bigger than the smallest type.

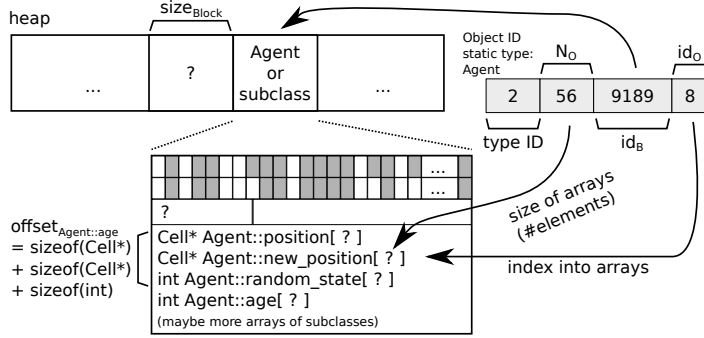
In reality, these limitations proved to be insignificant. None of our benchmarks experienced a slowdown due to unfavorable block sizes.

Representation of Object Handles

In a SOA layout, objects are no longer stored contiguously and objects cannot be referred to with a traditional memory pointer. Instead, DynaSOAr encodes all information that is required for field access in a 64-bit integer that we call an *object identifier* (Figure 6). This concept is similar to *global references* in *Shapes* [21], but we encode different information.

- Bits 0–5: Object slot index id_O within a block.
- Bits 6–47: Block index id_B . Based on heap address (*heap*), block size in bytes ($\operatorname{size}_{Block}$) and block index, the address of a block (and its data segment) can be computed.
- Bits 48–55: Block size N_O . The maximum number of objects in the block. This number is statically known for all types. However, if inheritance is used, this number depends on the runtime type of the object.

⁴ An atomic operation returns the value in memory before modification.



■ **Figure 6** Example: Object Identifier. The static type of the identifier is **Agent**. Therefore, the corresponding block must have SOA arrays for the fields of **Agent** (including inherited ones). The size of those arrays is not statically known and depends on the runtime type of the object, **Shark** in this case.

- Bits 56–63: Type identifier id_T . This is useful for fast instance-of checks and possibly for virtual functions in the future.

Given an object identifier, the address of a field F of that object is computed as follows, where $offset_{DS}$ is the offset of the data segment within every block, $offset_F$ is the size of all fields before F and $size_F$ is the size of F 's data type in bytes.

$$addr_F = heap + size_{Block} \cdot id_B + offset_{DS} + N_O \cdot offset_F + id_O \cdot size_F$$

This computation, along with bit-shifting and bit-AND operations for extracting all components from an object identifier, is performed on every field access. This overhead may seem large, but arithmetic operations are much faster than memory access, even in case of an L2 cache hit. Overall, the performance benefit of SOA is much larger than the address computation overhead.

Previous work on Ikra-Cpp has shown how such computations can be implemented transparently in C++ with type punning, template metaprogramming and operator overloading [44], so that programmers can use class pointers instead of integers for object identifiers. DynaSOAr follows the same implementation strategy. The key insight is that memory pointers are also 64 bit in size and can be reinterpret-casted from/to 64-bit integers. Fields are declared with special proxy types that can be transparently converted to their actual types by overloading C++'s implicit conversion operator [23]. This type conversion computes and accesses the correct memory location. This allows programmers to use object-oriented abstractions such as type checking or the member-of (“dot”) operator.

Block Bitmaps

To find blocks or free memory quickly during object enumeration or object allocation, DynaSOAr maintains three bitmaps of size M , where M is the maximum number of blocks.

- The *free block bitmap* indexes block locations that are not yet allocated. This bitmap is used to determine where new blocks are allocated. Bit i is set to 1 if block i is free. Initially, every bit in this bitmap is set to 1.
- There is one *block allocation bitmap* for every type T . That bitmap indexes blocks of type T and is used for enumeration of all objects. Blocks of subclasses are not included in bitmaps of the superclass. Initially, every bit in this bitmap is set to 0.
- Finally, there is one *active block bitmap* for every type T , indexing allocated, non-full (i.e., has space for at least one more object) blocks. If a bit is set to 1, then the same bit in the block allocation bitmap must also be set to 1. This bitmap is used to find a block in which a new object can be allocated. Initially, every bit in this bitmap is set to 0.

Algorithm 1: Allocator::allocate<T>() : T*

```

1 repeat
2   bid ← active[T].try_find_set();           ▷ Find and return the position of any set bit.
3   if bid = FAIL then
4     bid ← free.clear();                     ▷ Find and clear a set bit atomically, return position.
5     initialize_block<T>(bid);               ▷ Initialize bitmaps in block, set type ID field.
6     allocated[T].set(bid);
7     active[T].set(bid);
8   end
9   alloc ← get_block<T>(bid).reserve();      ▷ Reserve an object slot. See Alg. 6.
10  if alloc ≠ FAIL then
11    ptr ← make_handle(bid, alloc.slot);
12    t ← get_block_type(bid);
13    if alloc.state = FULL then active[t].clear(bid);
14    if t = T then
15      return ptr;
16    else
17      deallocate<t>(ptr);                   ▷ Type of block has changed. Rollback.
18    end
19  end
20 until false;

```

Object Slot Allocation

When a new object is created, first an object slot is allocated, i.e., a block is selected and an object slot is reserved inside the block. Afterwards, the constructor is called. Object slot allocation runs entirely on the GPU and is a completely lock-free algorithm. Section 5.2 describes how concurrency is handled in this algorithm (Alg. 1, Lines 14–18) and why it is thread-safe. On a high level, an object slot of type T is allocated as follows.

1. Find an existing block of type T in the active block bitmap (Alg. 1, Line 2). This is a block that should have space for at least one more object.
2. If no active block could be found, use the free block bitmap to find and clear an unused block location (Line 4) and create a new block of type T (Line 5). Set the same bit in the block allocation bitmap and the active block bitmap (Lines 6, 7).
3. Try to allocate the object in the block (Line 9, details in Alg. 6). If this fails (Line 10; e.g., because the block is now full), start over from the beginning. Otherwise, if this allocation filled up the block entirely, clear its bit in the active bitmap (Line 13).

Object Deallocation

On a high level, an existing object of type T is deallocated (Alg. 2) as follows.

1. Decode the block index and the object slot index from the object identifier (Lines 1–2).
2. Deallocate the object in the block (Line 4). If the block was full and this request freed the first slot, set the block's bit in the active block bitmap (Line 6). Otherwise, if this request emptied the block entirely, clear its bit in the block allocation bitmap and the active block bitmap and set its bit in the free block bitmap (Lines 10–12).

Algorithm 2: Allocator::deallocate<T>(T* ptr) : void

```

1 bid ← extract_block(ptr);
2 slot ← extract_slot(ptr);
3 block ← get_block<T>(bid);
4 state ← block.deallocate(slot);
5 if state = FIRST then
6   | active[T].set(bid)
7 else if state = EMPTY then
8   | if block.invalidate() then
9     | t ← get_block_type(bid);
10    | active[t].clear(bid);
11    | allocated[t].clear(bid);
12    | free.set(bid);
13   | end
14 end

```

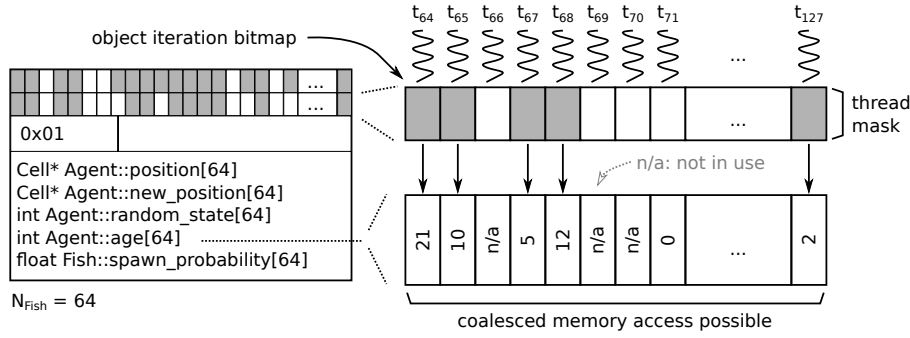


Figure 7 Example: Thread Assignment within a Block. 64 threads with consecutive IDs are assigned to every block of type **Fish**. Since not all object slots are in use, as indicated by the block iteration bitmap, some threads have no work to do. All other threads can benefit from memory coalescing when reading/writing a field value (**Agent::age**) of the object that they are assigned to.

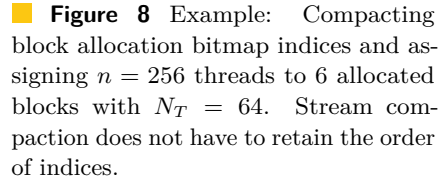
Parallel Object Enumeration: parallel_do

Parallel do-all is the foundation of SMMO applications. It launches a GPU kernel that runs a method **T::func** on all objects of a type *T*. That method may read and write fields of the object that it is bound to (**this**). The goal of parallel do-all is to assign objects to GPU threads in such a way that memory coalescing is maximized for those field accesses.

Memory coalescing is maximized when all threads of a warp access consecutive memory addresses at the same time. In this case, all those memory accesses can be serviced by vector loads/writes. In CUDA, threads are identified by thread IDs. Each warp consists of a consecutive range of threads. E.g., warp 0 consists of threads t_0, t_1, \dots, t_{31} . Assuming a block size of N_T , DynaSOAr assigns N_T consecutive threads to the objects in a block (Figure 7). This leads to good memory coalescing on average. Perfect memory coalescing can be achieved if the following two conditions apply.

- N_T is a multiple of the warp size 32. If this is not the case, then there are warps whose threads process elements in two or more different blocks at the same time.
- Objects have good clustering, i.e., every block except for at most one is entirely full. Due to the way objects are allocated (only in active blocks), we expect a high fill level.

DynaSOAr uses the block allocation bitmap to find blocks to which threads should be assigned. Assigning only one object to a thread is too inefficient if the number of objects is large. Therefore, a thread t_i may have to process an object slot in multiple blocks. Our scheduling strategy always assigns the same object slot position id_O , but in multiple blocks id_B (strided by the number of threads [22]), to a thread. In the following formulas, R is an



array of indices of all allocated blocks of type T , i.e., all blocks containing objects of type T . N_T is the number of object slots in a block and “%” means *modulo*. The total number of threads n can be hand-tuned by the programmer. With those formulas, every thread can by itself determine the objects that it should process.

$$id_O = i \% N_T \quad (object\ slot\ index)$$

$$id_B = \left(R \left[\frac{i}{N_T} \right], R \left[\frac{i+n}{N_T} \right], R \left[\frac{i+2n}{N_T} \right], \dots \right) \quad (\text{sequence of block indices})$$

In the above formulas, the array R is required because every thread must by itself find the $\frac{i}{N_T}$ -th, $\frac{i+n}{N_T}$ -th, etc. allocated block of type T quickly, without scanning the entire block allocation bitmap. DynaSOAr precomputes R before every parallel-do operation (Figure 8). This is an application of stream compaction [8] and usually implemented with a prefix sum [42, 12]: Given a bitmap of size M , generate an *indices* array of size M containing i at position i if the i -th bit is set. Otherwise, store an *invalid marker*. Now filter/compact the array to retain only valid values, resulting in an array R of size r . Note that we do not care if the original ordering of indices is retained. Section 4.1 describes how this algorithm is further optimized with hierarchical bitmaps to avoid scanning empty bitmap parts.

Summary

This section gave a high-level overview of DynaSOAr’s design and implementation. Details, including a more thorough explanation of the algorithms, are provided in the next sections.

As a summary, objects are stored in a Structure of Arrays data layout inside blocks. A block is a container for objects and always has the same size to make memory addresses of field values easy to compute. A number of bitmaps keep track of object allocations within a block, as well as of metainformation of all blocks. Objects are referred to with object identifiers, which are embedded into C++ pointers. Objects are allocated and deallocated with lock-free algorithms that are based on atomic memory operations. Parallel do-all utilizes block allocation bitmaps to assign objects to GPU threads for good memory coalescing.

4 Optimizations

This section describes performance optimizations that DynaSOAr applies in addition to the SOA data layout to achieve good (de)allocation performance.

4.1 Hierarchical Bitmaps

DynaSOAr uses bitmaps for finding blocks or free space for blocks. Since, with growing heap sizes, bitmaps can reach several megabytes in size, we use a hierarchy of bitmaps, such that

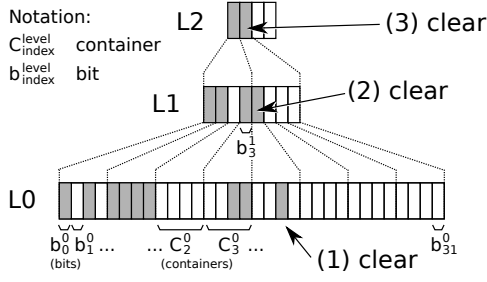


Figure 9 Example: Hierarchical bitmap of size 32 with container size 4 (instead of 64). This example illustrates how (1) a *clear*(18) operation triggers (2) a *clear*(4) operation in the nested bitmap, which triggers (3) a *clear*(1) operation in the next nested bitmap.

set bits (ones) can be found with a logarithmic order of memory accesses.

Our hierarchical bitmaps are structurally recursive (i.e., bitmaps nested in each other) and hide their hierarchy as an implementation detail from their interface. Such bitmaps are used in database systems [37] and garbage collectors [48], but we do not know of any hierarchical bitmaps that support concurrent modifications.

Data Structure

A hierarchical bitmap of size N bits consists of two parts. An array of size $\lceil N/64 \rceil$ of 64-bit *containers* (`uint64_t`), and a *nested bitmap* of size $\lceil N/64 \rceil$ if $N > 64$. A container C_i^l consists of bits $b_{64 \cdot i}^l, \dots, b_{64 \cdot i + 63}^l$ and is represented by one bit b_i^{l+1} in the nested (higher-level) bitmap (Figure 9). That bit is set if at least one bit is set in the container.

$$b_i^{l+1} = \bigvee_{k=0}^{63} b_{64 \cdot i + k}^l \quad (\text{container consistency})$$

We chose a container size of 64 bits because C++ has a 64-bit integer type and CUDA (and most other architectures) provide atomic operations for modifying 64-bit values. Bits in a container are changed with atomic operations. Higher-level bits (and thus bitmaps) are *eventually consistent* with their containers. Keeping both consistent all the time is impossible because we do not want to use locking and two different memory locations cannot be changed together atomically. However, due to the design of the bitmap operations, the bitmap is guaranteed to be in a consistent state when all bitmap operations (of all threads) are completed. Bitmap operations retry or give up (*FAIL*) to handle temporary inconsistencies.

Operations

All bitmap operations except for *indices()* are device functions that run entirely on the GPU. All operations that modify memory are thread-safe and their semantics are atomic. Internally, they are all implemented with atomic memory operations.

- `try_clear(pos)` sets the bit at position `pos` to 0 (with an atomic CUDA operation). Returns *true* if the bit was 1 before and *false* otherwise.
- `clear(pos)` switches the bit at position `pos` from 1 to 0. Retries until the bit was modified by the current thread. This is identical to `while (!try_clear(pos)) {}`.
- `set(pos)` switches the bit at position `pos` from 0 to 1. Retries until the bit was modified.
- `try_find_set()` returns the position of an arbitrary bit that is set to 1 or *FAIL* if none was found. Must be used with caution, because the returned bit position might already have changed when using the result.

Algorithm 3: Bitmap::clear(pos) : void

```

1 cid ← pos / 64;
2 offset ← pos % 64;
3 mask ← 1 << offset;
4 repeat
5   | prev ← atomicAnd(&container[cid], ~mask);
6   | success ← (prev & mask) ≠ 0;
7 until success;
8 if has_nested ∧ __popc(prev) = 1 then
9   | nested.clear(cid);
10 end

```

population cnt.:
number of set bits

Algorithm 4: Bitmap::try_find_set() : int

```

1 if has_nested then
2   | cid ← nested.try_find_set();
3   | if cid = FAIL then return FAIL;
4 else
5   | cid ← 0;
6 end
7 offset ← __ffs(container[cid]);
8 if offset = NONE then
9   | return FAIL
10 else
11   | return 64*cid + offset;
12 end

```

find first set:
index of
first set bit

- clear() atomically clears and returns the position of an arbitrary set bit. This is identical to while ((i = try_find_set()) != FAIL && try_clear(i)) {}; return i;.
- get(pos) returns the value of the bit at position pos.
- indices() returns an array of indices of all set bits. This is a host function and cannot be used in a kernel.

set and clear with Atomic Operations

As many other lock-free algorithms, our hierarchical bitmaps are based on a combination of atomic operations and retries [15]. An atomic operation returns the original value in memory before modification. This value indicates if a bit was actually modified and if it is this thread's responsibility to update the higher-level bitmap (Figure 9).

As an example, Alg. 3 shows how to clear a specific bit at position pos. In Line 5, the container holding the respective bit is atomically bit-ANDed with a mask containing ones everywhere except for that position. This will clear the bit at position pos but leave all other bits unchanged. The *switch* was successful if the bit at position pos is set in prev (Line 6), indicating that it was the current thread that cleared the bit. If this operation cleared the last bit (Line 8), then the higher-level bitmap is updated.

Finding an Arbitrary Set Bit: try_find_set

Bits that are set can be found with a top-down traversal of the bitmap hierarchy, as shown in Alg. 4. A request is first delegated to the higher-level bitmap (Line 2) to select a container. When that call returns, a set bit is chosen in the selected container (Line 7). This operation can fail for two reasons.

- There is in fact not a single set bit in the bitmap.
- The bitmap is in an inconsistent state. For example, consider that a container is chosen in Line 2. That container has exactly one set bit. However, before reaching Line 7 but after executing Line 2, another thread clears that bit as part of a clear operation. In that case, try_find_set will fail even though there may be set bits in other containers.

Algorithm 5: Bitmap::indices() : int[N]

```

1 if has_nested then
2   | selected ← nested.indices()
3 else
4   | selected ← [0]
5 end
6 R ← array(N);
7 r ← 0;
8 for cid ∈ selected in parallel do
9   | c ← container[cid];
10  | s ← atomicAdd(&r, __popc(c));
11  | for i ← 0 to __popc(c) do
12    | R[s + i] ← 64*cid + nth_bit(c, i);
13  | end
14 end
15 return R.subarray(0, r);

```

index of i -th
set bit in c

Enumerating Set Bit Indices: indices

Before launching a parallel do-all kernel, DynaSOAr uses the **indices** operation to generate a compact array of allocated block indices (R in Figure 8). No application code is running at this time, so the bitmap is guaranteed to be in a consistent state. To ensure good scaling with increasing heap sizes, and thus increasing block bitmap sizes, DynaSOAr utilizes the bitmap hierarchy to quickly skip containers without any set bits (Alg. 5).

First, an index array is generated for the higher-level bitmap (Line 2). This array is then processed in parallel; the *for* loop in Line 8 is a GPU kernel and every thread processes one or multiple containers selected by the recursive call. If a container C_i^l does not have any set bits, then its corresponding bit b_i^{l+1} must be in a cleared state in the higher-level bitmap and was not included in **selected**. Every thread reserves space in the result array R with an atomic operation (Line 10) and fills its portion with bit indices (Line 12). This algorithm proved to be faster and requires less memory than a prefix sum, which needs multiple array copies/buffers per bitmap.

4.2 Reducing Allocation Contention

In Alg. 4 and 6, threads try to find set (or cleared) bits, in order to find an active block or to reserve an object slot for allocation. In these places, threads are competing with each other: Only one thread can reserve an object slot and only a limited number of threads can succeed with allocations in a block. Correctness is guaranteed with atomic operations. Atomic operations became considerably faster with recent GPU architectures [2], but performance can still suffer when too many threads choose the same bit, because they have to retry if allocation fails. We call this phenomenon *allocation contention* and DynaSOAr employs two techniques to reduce it.

Allocation Request Coalescing Originally proposed by XMalloc [25], DynaSOAr combines memory allocation requests of the same type within a warp. One *leader thread* reserves all object slots in a single block on behalf of all participating threads (optimized version of Alg. 6). If the selected active block does not have enough free object slots, DynaSOAr reserves as many slots as possible and then chooses another active block for the remaining allocation requests. This reduces atomic memory operations, because multiple bits in an object allocation bitmap are set in one operation. Furthermore, the constructor for newly allocated objects can run more efficiently, because field accesses are coalesced.

Bitmap Rotation Instead of a plain *find first set* (ffs) in Alg. 4 and 6, bitmaps are first rotating-shifted by a value depending on the warp ID and a seed that is changed with every retry. This increases the probability of threads choosing different active blocks for

Algorithm 6: Block<T, 64>::reserve() : (int, state) ▷ Assuming block size 64.

<pre> 1 repeat 2 pos ← <i>ffs</i>(~bitmap); 3 if pos = <i>NONE</i> then return <i>FAIL</i> ; 4 mask ← 1 << pos; 5 before ← <i>atomicOr</i>(&bitmap, mask); 6 success ← (before & mask) = 0; 7 block_full ← before = 0xFF...F; 8 until success ∨ block_full; </pre>	<pre> 9 if <i>success</i> then 10 if <i>popc</i>(before) = 63 then 11 return (pos, <i>FULL</i>) 12 else 13 return (pos, <i>REGULAR</i>) 14 end 15 end 16 return <i>FAIL</i>; </pre>
--	--

allocation and reduces the probability of threads trying to reserve the same object slots in a block. This is a key optimization technique that improved performance by an order of magnitude.

Regardless of the number of threads and allocation contention, DynaSOAr does the same number of traversals through the active block bitmap hierarchy to find an active block, before allocating a new block. In case of high contention, there is a higher chance of *not* finding an active block, upon which a new block is initialized, potentially increasing fragmentation. Therefore, DynaSOAr trades increased fragmentation for near-perfect scaling w.r.t. the number of concurrent allocations during allocation spikes.

4.3 Efficient Bit Operations

DynaSOAr is taking advantage of efficient bitwise operations such as *ffs* (“find first set”) and *popc* (“population count”). Most modern CPU and GPU architectures have dedicated instructions for such operations. As an example, Alg. 6 shows how a single slot is reserved in a block of size 64. Instead of checking all bits in a loop, *ffs* is used to find a free slot (index of a set bit) in Line 2 and *popc* counts the number of previously allocated slots (number of set bits) in Line 10 to decide if the block must be removed from the active block bitmap.

As another example, due to allocation request coalescing, every thread must now extract its reserved object slot from a set of allocations performed by a leader thread on behalf of the entire warp. This boils down to finding the *i*-th set bit in a bitmap *b* (type `uint64_t`) of newly reserved object slots, where *i* is the rank of a thread among all allocating threads in the warp. Instead of checking every bit in *b* one-by-one (loop with 64 iterations in the worst case) and keeping track of the number of set bits seen so far, we apply $b \leftarrow b \ll (b - 1)$ in a loop *i* times (to clear the first *i* bits) and then calculate *ffs*(*b*). We omit the details of this optimization here, as it is only one example for a variety of similar low-level optimizations.

5 Correctness and Concurrency

Section 3 and 4.1 described the algorithms and data structures of DynaSOAr on a high level. In this section, we argue their correctness in a multithreaded environment such as GPUs.

CUDA has a weak consistency model for global memory access [5]. Writes to memory performed by one thread are *not* guaranteed to become visible to other threads in the same order. However, atomic writes *have* that property (*sequential consistency*). Furthermore, *thread fences* can be used between two memory writes to enforce sequential consistency, if necessary. All bitmap operations are sequentially consistent because they are based on atomic memory operations.

5.1 Hierarchical Bitmaps

Bitmap operations (**set/clear**) are performed with atomic operations on containers. The return value of an atomic operation indicates (a) if a particular operation actually changed a bit and (b) if a container received its first set bit (SET-FIRST) or lost its last set bit (CLEAR-LAST) through that operation.

Assuming that a container C_i^l is consistent with its corresponding bit b_i^{l+1} in the higher-level bitmap in the beginning, we can argue that every possible linearization of **set/clear** operations results in a consistent state between C_i^l and b_i^{l+1} . The number of SET-FIRST operations in C_i^l corresponds to the number of times b_i^{l+1} is set. Similarly, the number of CLEAR-LAST operations is the number of times b_i^{l+1} is cleared. The order in which b_i^{l+1} is cleared/set is irrelevant, as long as the total number of times b_i^{l+1} is *changed* is retained. This is exactly what *set(pos)* and *clear(pos)* do: If a bit is already set/cleared, these operations retry and block (Alg. 3, Line 6) until some other thread cleared/set the bit, in order to set/clear the bit again; every linearization of modifications of b_i^{l+1} is an alternation of set-bit and clear-bit operations.

5.2 Object Allocation/Deallocation

Object allocations are tracked inside blocks with object allocation bitmaps. Every object allocation bitmap has 64 bits, regardless of the number of objects a block can hold. If a block can hold less than N objects, then the last $64 - N$ bits are set during block initialization to prevent threads from reserving these slots during object allocation.

Object slots are reserved/freed with atomic operations; these are thread-safe and, based on their return value, we know if it was the current thread that reserved/freed the slot.

Allocation

The critical parts during allocations (Alg. 1) are *block selection* (Line 2) and *object slot reservation* (Line 9). Both operations by themselves are atomic, but not together. Block selection returns the index of an active block of type T and object slot reservation expects an active block of type T . Due to concurrent operations, this *precondition* may be violated when reaching object slot reservation, but Alg. 1 can handle all such cases.

- A block was selected by **try_find_set** but filled up by another thread before making an allocation (i.e., the block is no longer active). Object slot reservation will fail and allocation will restart from the beginning.
- A block becomes active shortly after **try_find_set** fails. This is harmless: No precondition is violated. A new block will be initialized, which merely increases fragmentation.
- A block was selected by **try_find_set** but deallocated before Line 9. In this case, object allocation will fail because the block is now in an invalidated state (see below).
- A block was selected by **try_find_set** but deallocated and reinitialized to the same type T . This is harmless: No precondition is violated and allocation can succeed.
- A block was selected by **try_find_set** but deallocated and reinitialized to another type⁵ $t \neq T$. In this case, the allocation must be rolled back (Line 17). Object allocation bitmaps are always located at the same position within a block and have the same size,

⁵ **initialize_block<T>** uses a thread fence between setting the block type and resetting the object allocation bitmap, so threads are guaranteed to read the correct type T before allocations can succeed.

regardless of the block type, so no data can be overwritten accidentally during bitmap updates. Note that the rollback may trigger additional block bitmap updates.

Deallocation

The critical part during deallocations (Alg. 2) is consistency between *object slot deallocation* (Line 3) and *block state updates*. If the current thread deallocated the first object (i.e., the block was full), then the block bit must be set to active. If the current thread deleted the last object (i.e., the block is empty), then the block must be deleted. The problem is that object slot deallocation and the corresponding block state update together are not atomic.

- A thread t_1 deleted the first object of the block. However, before setting the active block bitmap bit (Line 6), another thread t_2 allocated this slot again and the block should not be active now. In this case, t_2 allocated the last slot and wants to clear the active block bitmap bit (Alg. 1, Line 13). This operation expects the bit to be set and will retry until t_1 set the bit, so it is important to always set to the bit in Line 6.
- A thread t_1 deleted the first object of the block. However, before setting the active block bitmap bit, multiple other threads deallocated all other objects and a thread t_2 already deleted the block. This is not possible because t_2 expects the active block bitmap bit to be set (Line 10) and blocks until then.
- A thread t_1 deleted the first object of the block. However, before setting the active block bitmap bit, the block was reinitialized to another type. This is not possible because only deleted blocks can be reinitialized (see previous point).
- A thread t_1 deleted the last object of the block. However, before deleting the block, another thread t_2 allocated an object again, so the block should not be deleted now. To handle such cases, DynaSOAr *invalidates* blocks before deleting them. Invalidation effectively locks a block by acquiring (setting) all object slot bits, so that no object slots can be reserved anymore. `invalidate` in Line 8 atomically invalidates a block and returns *true* if successful.
- A thread t_1 deleted the last object of the block. However, before deleting the block, another thread t_2 allocated an object and yet another thread t_3 deleted that object, rendering the block empty again and deleting it. Now the block is already deleted when t_1 is trying to delete the block. In this case, block invalidation in t_1 will fail because the block is still in an invalidated state and t_1 fails to acquire all object slot bits.
- Same as before, but yet another thread t_4 reinitializes the block to a different type. Now t_1 will invalidate and delete a new block whose type is different. This case is also handled correctly: A block can be deleted when it is empty, regardless of its type (Line 9). Recall that object allocation bitmaps are always 64 bit and at the same location in a block, so the block type does not matter. Invalidation ensures that non-empty blocks are not deleted and that only one thread can succeed in deleting a block.

Block Invalidation

Before a block can be deleted, it must be invalidated, so that no new objects can be allocated in the block (Alg. 7). Block invalidation was successful if a thread could reserve all object slots (Line 2). There are two cases in which block invalidation can fail.

- All objects slots were reserved by other threads before Line 1 is executed. In that case, invalidation did not modify the object allocation bitmap and invalidation fails.

Algorithm 7: Block<T, 64>::invalidate() : bool

```

1 before ← atomicOr(&bitmap, 0xFF...F);    ▷ Invalidate (set) all obj. allocation bitmap bits.
2 if before = 0 then                          ▷ All 64 bits invalidated by this atomicOr.
3   | return true;
4 else if ~before ≠ 0 then                    ▷ ≥ 1 but not all bits invalidated. Rollback.
5   | t ← get_block_type();
6   | before_rollback ← atomicAnd(&bitmap, before);
7   | if before_rollback ≠ 0xFF...F then      ▷ Other thread cleared a bit.
8   | | active[t].clear(this.bid);           ▷ Other thread expects an inactive block.
9   | end
10  | if (before_rollback & before) = 0 then   ▷ Empty again. Retry invalidation.
11  | | return invalidate();
12  | end
13 end
14 return false;

```

- At least one, but not all object slots were reserved by other threads. In that case, the object allocation bitmap was modified (Line 4) and invalidation must be rolled back (Line 6). The block should now be in an inactive state, but deactivation takes place in Alg. 2 (Line 10). If another thread t_o deallocated an object before invalidation rollback (Line 7), the block must be deactivated because t_o expects an inactive block. Finally, if invalidation rollback empties the block again (Line 10), invalidation is retried. Note that the block type cannot change between invalidation and invalidation rollback because at least one slot was invalidated and the block can thus not be deleted (and reinitialized) by other threads. So it is safe to read the block type in Line 5.

6 Related Work

XMalloc [25] is one of the first custom memory allocators for CUDA. Its main idea is memory allocation request coalescing. Coalesced requests are served from *basicblocks*, which are organized in one of multiple lock-free free lists depending on their size. Many other memory allocators, including DynaSOAr, adopted XMalloc's idea of request coalescing.

FDGMalloc maintains a private heap for every warp [52], similar to Hoard [10]. It does not have a general *free* operation and can only deallocate entire heaps, so it is not suitable for SMMO applications.

CircularMalloc (CMalloc) [49] allocates memory in a ring buffer. Every allocation has a pointer to the next allocation or free chunk, wrapping around at the end of the buffer. CMalloc traverses the linked list for free chunks during allocations. To reduce allocation contention, every multiprocessor starts its traversal at a different location.

The main idea of ScatterAlloc [45] is hashing. Allocation requests are hashed to memory *pages* depending on their allocation size and the multiprocessor ID. Pages are like blocks in DynaSOAr: They hold allocations of the same size, but slightly smaller requests can be accommodated, leading to internal fragmentation. One main difference between ScatterAlloc and DynaSOAr is the lookup mechanism for pages during allocations. While DynaSOAr uses hierarchical bitmaps, ScatterAlloc uses hashing with linear probing and maintains fill level counters for *regions* (group of pages) to quickly skip congested areas. For benchmarks, we use mallocMC [18], a reimplement of ScatterAlloc that is still maintained.

Halloc [3] is a slab allocator. It maintains regions (*slabs*) of equally sized objects for

object sizes from 16 bytes to 3 KB. Larger objects are allocated with the CUDA allocator. Slabs are similar to blocks in DynaSOAr, but larger. Each slab has a bitmap for tracking allocations (similar to object allocation bitmaps). To avoid scanning large bitmaps, Halloc uses a hash function that determines which bits to check. Only one slab of a certain size can be active and if a slab reaches a certain fill level, it is replaced with another one (using another bitmap). This technique is similar to DynaSOAr’s block management, but in DynaSOAr more than one block can be active (per type) and blocks are filled up entirely before they become inactive.

A fill level threshold is necessary in Halloc and ScatterAlloc because the performance of any hashing technique degrades with an increasing number of collisions. In DynaSOAr, temporary inconsistencies in bitmap hierarchies increase with the number of concurrent allocations, but DynaSOAr can dynamically adapt to such cases by initializing new block.

7 Benchmarks

We evaluated DynaSOAr with multiple real-world SMMO applications that exhibit different memory allocation patterns (Table 1). All benchmarks were run on a computer with an Intel Core i7-5960X CPU, 32 GB main memory and an Nvidia Titan Xp GPU (12 GB device memory, and compiled with `nvcc (-O3)` from the CUDA Toolkit 9.1 on Ubuntu 16.04.4.

For every application, we compare the running time with different allocators: DynaSOAr, two state-of-the-art GPU memory allocators (mallocMC and Halloc), and BitmapAlloc, another allocator that we developed. In addition, we measured the running time of *baseline* implementations that do not use any dynamic memory management.

Parallel do-all in Custom Allocators

Memory allocators such as mallocMC, Halloc or the default CUDA allocators do not provide a parallel do-all operation. However, parallel do-all is required for SMMO applications. To compare DynaSOAr with other allocators, we developed a standalone `parallel_do` and `device_do` helper.

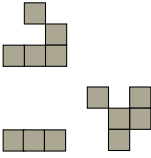
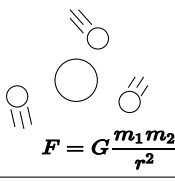
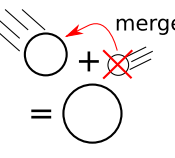
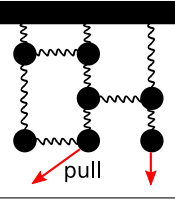
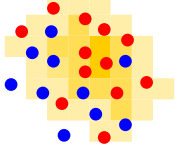
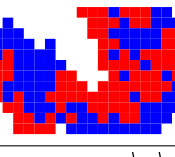
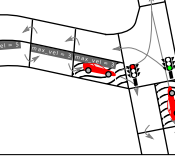
This component stores pointers to allocated and deleted objects in two arrays (two per type). The location of the next available array slot (`head`) in either array is incremented with an atomic operation. At the end of a parallel do-all operation, deleted pointers are removed from the array of allocated pointers (replaced with *invalid markers*). Then, the array of allocated pointers is compacted with a prefix sum operation (same as Figure 8).

Depending on the number of (de)allocations, this mechanism may take a long time. A better mechanism could likely be developed using the allocator’s internal state. For that reason, we show the amount of time spent in the helper (*enumeration time*). This time should not be taken into account when comparing the performance of different allocators.

BitmapAlloc

To analyze the performance of pure bitmap-based object allocation without SOA layout, blocks and object identifiers, we developed a second allocator that we call *BitmapAlloc*. This allocator treats the entire heap as one large array, whose slots are managed by bitmaps, similarly to DynaSOAr: one *allocation bitmap* per type and one *free slot bitmap*. Allocation bitmaps are also used for `parallel_do` and `device_do`.

One main downside of BitmapAlloc is its inefficient memory usage. It can only allocate memory chunks of the same size, potentially leading to high internal fragmentation.

	Description	#par. do-all	#classes	alloc./dealloc.	smallest class	largest class
	Game of Life: A cellular automaton due to J. H. Conway. This implementation has a runtime complexity of $O(\# \text{alive cells})$ instead of the standard $O(\# \text{cells})$ algorithm. Cells can be dead, alive or alive-candidates. Alive-candidates are dead cells that may become active in the next iteration. Only alive-candidates and alive cells are processed.	4 / iteration	4 (2 dyn.)	✓ / ✓	5B, 2 fields	8B, 1 field
	N-Body: Simulates the movement of particles according to gravitational forces. A <code>device_do</code> operation is required to calculate (and then sum up) the gravitational force between every pair of particles. This benchmark has no dynamic object allocation/deallocation.	2 / iteration	1 (0 dyn.)	✗ / ✗	28B, 7 fields	(same)
	Particle Collisions: Similar to N-Body, but particles are merged according to perfectly inelastic collision when they are getting too close. The number of simulated particles decreases gradually. This benchmark has dynamic object deallocation but no dynamic object allocation.	6 / iteration	1 (1 dyn.)	✗ / ✓	38B, 10 fields	(same)
	Structure: Simulates a fracture in a composite material, modeled as a mesh of finite elements. Intuitively, the mesh is a graph and edges between nodes are springs. When pulling the mesh on one side, the material starts to break eventually. Isolated nodes and edges are removed from the simulation. Literature describes extensions that would benefit from dynamic allocation [34].	3 / iteration	5 (4 dyn.)	✗ / ✓	32B, 6 fields	46B, 7 fields
	Sugarscape: An agent-based social simulation due to Epstein and Axtell [19]. Agents inhabit a 2D grid and can move to neighboring cells. Cells contain sugar which is consumed by agents. Sugarscape can simulate a variety social dynamics (e.g., trade, war, environmental pollution). This simple benchmark simulates resource consumption, ageing and mating.	12 / iteration	4 (2 dyn.)	✓ / ✓	52B, 7 fields	74B, 11 fields
	Wa-Tor: An agent-based predator-prey simulation [17]. Agents (fish and sharks) occupy a 2D grid of cells and can move to neighboring cells. Both fish and sharks reproduce after some iterations. Fish die when they are eaten and sharks die when they run out of food.	8 / iteration	4 (2 dyn.)	✓ / ✓	60B, 4 fields	64B, 5 fields
	Nagel-Schreckenberg: A traffic flow simulation on a street network [26], which can reproduce traffic jams and other phenomena. Streets are modeled as a network of cells. A cell can hold at most one vehicle. New vehicles are continuously added to the simulation and existing vehicles are removed when they reach their final destination.	3 / iteration	4 (1 dyn.)	✓ / ✓	97B, 10 fields	124B, 6 fields
	Linux Scalability [30]: Not an SMMO application. This micro-benchmark allocates and then deallocates a fixed number of equally-sized objects in each thread, without accessing the memory.	n/a	1 (1 dyn.)	✓ / ✓	4B, 1 field	(same)

■ **Table 1** Description of SMMO Benchmark Applications.

■ **Table 2** Comparison of Allocators. *Request Coalesc.* refers to allocation requests (Section 4.2).

	Request Coalesc.	SOA	Container	Find Memory
DynaSOAr	✓	✓	Block	Hierarchical Bitmap
DynaSOAr-NoCoal	✗	✓	Block	Hierarchical Bitmap
BitmapAlloc	✗	✗	✗	Hierarchical Bitmap
CircularMalloc	✗	✗	✗	Linked List, Ring Buffer
FDGMalloc	(✓)	✗	Priv. Heap, Superblock	Linked List
Halloc	✗	✗	Slab	Bitmap, Hashing
mallocMC	✓	✗	Superblock, Region, Page	Hashing
XMalloc	✓	✗	(4 block hierarchies)	Lock-free Free Lists

7.1 Performance Overview

Figure 10 gives an overview of all benchmarked SMMO applications. DynaSOAr achieves superior performance over other allocators in most applications because it can benefit from the SOA layout and has an efficient parallel-do operation.

The baseline versions do not use any dynamic memory management. All applications except for **structure** see a speedup by switching from AOS to SOA. In **structure**, all fields are used together all the time, which is why SOA does not pay off here.

In **collision**, both DynaSOAr and BitmapAlloc can enumerate objects efficiently by scanning a bitmap (1 bit/object) in **device_do**. Other allocators have to read objects pointers of allocated objects from an array (8 bytes/object). The baseline versions read a boolean **active** field (1 byte/object) from every (incl. deleted) object. Reading this field is a large overhead, considering that the number of objects drops by 90% during the benchmark.

Despite having no dynamic (de)allocation during the benchmark, **nbody** can see a slight speedup with dynamic memory allocation. This is likely due to fewer cache associativity collisions compared to a dense allocation in array [29] (blocks are scattered in DynaSOAr).

game-of-life and **wa-tor** are applications that (de)allocate a large number of objects, which is why they are seeing a massive slowdown due to the **parallel_do** helper. DynaSOAr and BitmapAlloc, on the other hand, have much more efficient parallel-do operations.

sugarscape and **wa-tor** have a 2D grid structure of cells. Baseline versions take advantage of this geometric structure, leading to more coalesced memory access, while programmers have no control over where objects are placed in memory by dynamic allocators. For this reason, the baseline versions are faster than the versions with dynamic memory management. However, the baseline versions waste memory (Section 7.2).

In general, in applications with dynamic memory management, objects are always referred to with 64-bit object identifiers/pointers, while all baseline versions use 32-bit integer indices. This especially penalizes benchmarks with small objects; they grow considerably just by switching from 32-bit integers indices to 64-bit pointers.

7.2 Memory Usage Efficiency

To evaluate how efficiently the allocators manage memory, we assigned every allocator the same heap size and experimentally determined the maximum problem size that each allocator can handle before running out of memory (Figure 11).

For applications that allocate all memory during startup and then only deallocate memory (**collision**, **nbody**, **structure**), the baseline versions are more space-efficient. For these

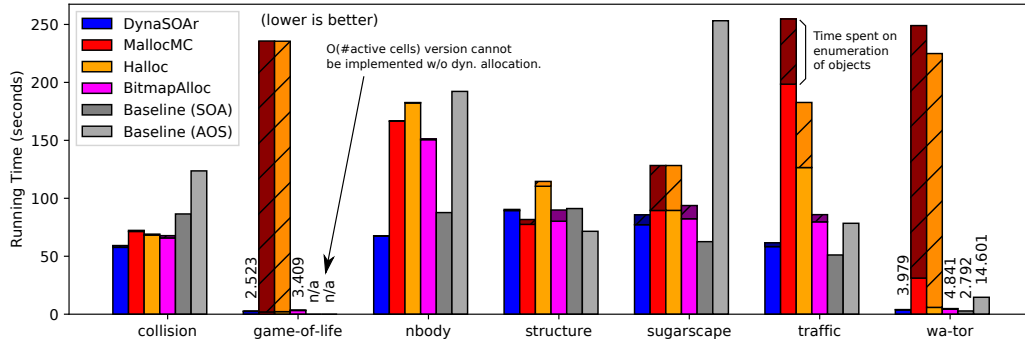


Figure 10 Running Time of SMMO Application Benchmarks. The striped parts indicate enumeration time (`parallel_do` helper or block allocation bitmap compaction in Figure 8).

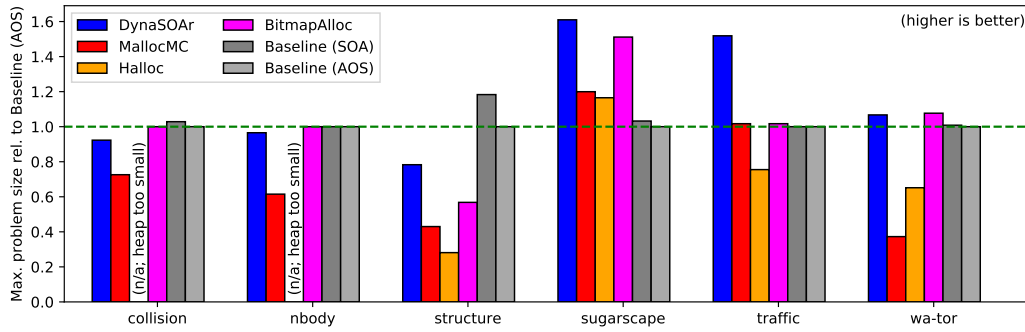
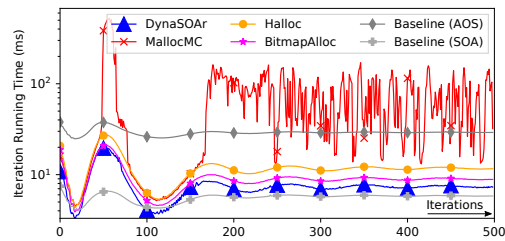
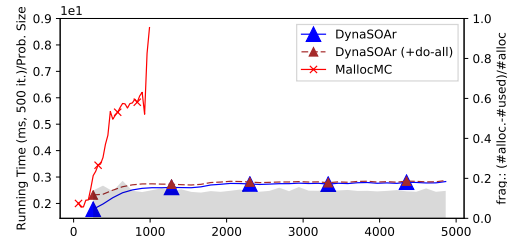


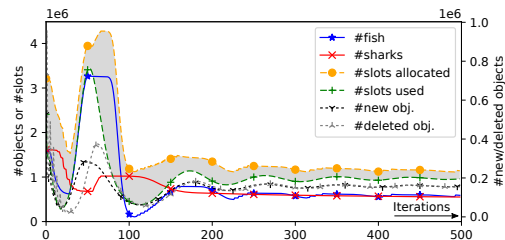
Figure 11 Memory Usage Efficiency. For every allocator, we measured the maximum problem size given the same heap size per benchmark. Problem sizes are relative to Baseline (AOS). Memory required for the `parallel_do` helper of custom allocators is not included.



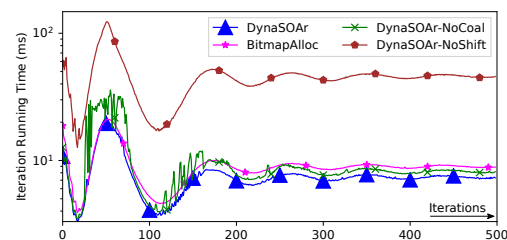
(a) Comparison with other allocators.



(b) Fixed heap size, increasing problem size.



(c) Number of (de)allocations and fragmentation.



(d) Isolating the benefit of DynaSOAr optimizations.

Figure 12 Detailed Analysis of Wa-Tor. Does not include enumeration time, unless indicated.

applications, the exact number of objects per type is known ahead of time and placing objects in memory is trivial.

The other applications (`sugarscape`, `traffic`, `wa-tor`) exhibit a fixed grid/network structure of cells, upon which a dynamic set of agents is moving. The baseline versions allocate the fields of agents directly inside cells, i.e., all classes are combined in one class and some fields have `null` values (or garbage) if they are not used. This wastes memory because not all cells are occupied by agents. Here, DynaSOAr is not as fast as optimized SOA baseline implementations, but it can handle significantly larger problem sizes.

Out of all allocators, DynaSOAr is most space-efficient. MallocMC and Halloc are based on a hashing approach. With rising heap fill levels, it becomes increasingly difficult to find free memory for allocations, so they fail to use the entire heap memory. DynaSOAr and BitmapAlloc can avoid this problem with bitmaps, which act as an index for free memory. Albeit negligible in these benchmarks, DynaSOAr also benefits from slightly smaller object sizes: Only SOA arrays inside blocks must be aligned, but not every field of every body.

7.3 Detailed Analysis of Wa-Tor

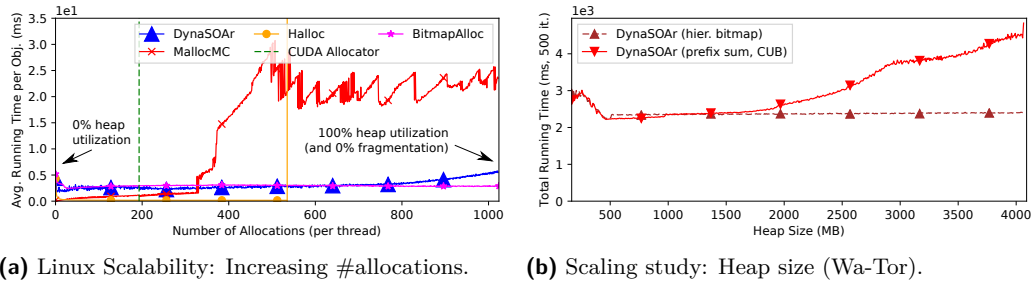
Wa-Tor is a particularly interesting benchmark. It exhibits a massive number of (de)allocations that occur in waves, until an equilibrium between fish and sharks is reached. We can use this benchmark to measure performance during both massive and lower number of concurrent (de)allocations. To allow for a fair comparison of allocators, we do not include time spent on parallel enumeration (e.g., the `parallel_do` helper) in this section.

Figures 13(a) and (b) show that DynaSOAr always provides superior performance compared to other allocators; during (de)allocation spikes (around iteration 50), as well as if fewer concurrent (de)allocations take place. The performance of Halloc and MallocMC degrades after a few iterations and does not recover, possibly due to a fragmented heap.

In (b), all allocators were given a heap size of 512 MB and the problem size increases gradually on the x-axis. The y-axis shows the total running time divided by the problem size. mallocMC performs well at first, but its performance drops rapidly as soon as the heap starts filling up. DynaSOAr can handle much larger problem sizes, given the same amount of heap memory. Its performance is almost independent of the problem size, showing that recent GPU architectures can handle atomic operations quite well.

Fragmentation in DynaSOAr is different from other allocators: DynaSOAr does not have internal or external fragmentation by design, but some memory (within initialized blocks) is only available for a certain type. This sort of fragmentation decreases with better clustering. To evaluate the degree of clustering, we analyzed the difference between allocated ($N_T \times \# \text{alloc. blocks}$) and actually used object slots among all blocks (gray area in (b), (c)). At iterations 60–80, DynaSOAr has high fragmentation because many fish objects are deallocated. But a block can only be deallocated when *all* of its objects are deallocated. Afterwards, the fragmentation level decreases gradually because new allocations are performed in existing (active) blocks. Therefore, new blocks are rarely allocated and there is a chance that an active block will eventually run empty. As can be seen in (b), fragmentation is independent of the problem size and constant at around 18% after 500 Wa-Tor iterations.

We implemented multiple DynaSOAr variants to pinpoint the source of DynaSOAr's speedup over other allocators (Figure 13(d)). The most important optimization is the rotation-shifting of bitmaps. Without shifting (DynaSOAr-NoShift), performance degrades severely due to a high degree of allocation contention. All DynaSOAr variants allocate objects in blocks and benefit from an SOA layout. BitmapAlloc uses hierarchical bitmaps to allocate objects directly, causing objects to be widely scattered in the heap.



■ **Figure 13** Scaling Study: Number of Allocations and Heap Size.

7.4 Scaling: Allocation Contention and Object Enumeration

We use the *Linux Scalability* microbenchmark [30] to measure the raw (de)allocation time of various allocators. The heap size is set such that it fits $1024 \times \text{\#threads}$ many objects. We ran the benchmark with increasing allocation loads (Figure 13(a)): The x-axis denotes the number of (de)allocations per thread and the y-axis shows the running time divided by the number of (de)allocations.

Halloc outperforms all allocators, but it fails after 535 objects per thread. mallocMC performs better than in Wa-Tor and can allocate 1024 objects. This is likely because only objects of the same size are allocated. However, after 350 objects, its performance suddenly drops rapidly. DynaSOAr and BitmapAlloc scale nearly perfect with the number of allocations.

As can be seen from Figure 12(b), the overhead of object enumeration (parallel do-all) is negligible. Figure 13(b) compares two variants for object enumeration: One with hierarchical bitmap traversal (bitmap *indices()* operation) and one with a prefix sum pass on the bitmap (as described in Section 3) using CUB 1.8.0. The runtime of the prefix sum variant increases with the heap size, because it scans entire block bitmaps (without utilizing the hierarchy). The size of bitmaps also increases with increasing heap sizes. Furthermore, it uses more memory buffers and requires a higher number of (non-atomic) memory accesses.

8 Conclusion

We presented DynaSOAr, a new dynamic object allocator for SIMD architectures. The main insight of our work is that memory allocators should not only aim for good (de)allocation performance, but also optimize the usage of allocated memory.

DynaSOAr achieves this goal with a combination of a Structure of Arrays data layout, block-based allocation, and hierarchical bitmaps for fast and compact allocations with low fragmentation. Our benchmarks show that DynaSOAr can achieve significant speedups over state-of-the-art allocators of more than 3x in application code with structured data, due to better memory bandwidth utilization (memory coalescing).

Our work also shows how an SOA layout can support class inheritance without wasting memory: by allocating objects in blocks and encoding block sizes in object identifiers. Future work will investigate how this design can be extended to support virtual functions.

DynaSOAr was designed for GPUs, but its basic ideas are also applicable to other architectures and systems with good or guaranteed vectorization such as the Intel SPMD compiler [39].

References

- 1 James Abel, Kumar Balasubramanian, Mike Barger, Tom Craver, and Mike Philipot. Applications tuning for streaming SIMD extensions. *Intel Technology Journal*, (Q2):13, May 1999.
- 2 Andy Adinets. CUDA pro tip: Optimized filtering with warp-aggregated atomics. <https://devblogs.nvidia.com/cuda-pro-tip-optimized-filtering-warp-aggregated-atomics/>, 2017.
- 3 Andrew V. Adinets and Dirk Pleiter. Halloc: A high-throughput dynamic memory allocator for GPGPU architectures. In *GPU Technology Conference 2014*, 2014.
- 4 Stephen G. Alexander and Craig B. Agnor. N-body simulations of late stage planetary formation with a simple fragmentation model. *Icarus*, 132(1):113–124, 1998. doi:10.1006/icar.1998.5905.
- 5 Jade Alglave, Mark Batty, Alastair F. Donaldson, Ganesh Gopalakrishnan, Jeroen Ketema, Daniel Poetzl, Tyler Sorensen, and John Wickerson. GPU concurrency: Weak behaviours and programming assumptions. In *Proceedings of the Twentieth International Conference on Architectural Support for Programming Languages and Operating Systems*, ASPLOS '15, pages 577–591, New York, NY, USA, 2015. ACM. doi:10.1145/2694344.2694391.
- 6 Robert J. Allan. Survey of agent based modelling and simulation tools. Technical report, Science and Technology Facilities Council, Warrington, United Kingdom, 2010.
- 7 Saman Ashkiani, Martin Farach-Colton, and John D. Owens. A dynamic hash table for the GPU. *CoRR*, abs/1710.11246, 2017.
- 8 Dariusz Bakunas-Milanowski, Vernon Rego, Janche Sang, and Chansu Yu. Efficient algorithms for stream compaction on GPUs. *International Journal of Networking and Computing*, 7(2):208–226, 2017. doi:10.15803/ijnc.7.2_208.
- 9 Stefania Bandini, Sara Manzoni, and Giuseppe Vizzari. Agent based modeling and simulation: An informatics perspective. *Journal of Artificial Societies and Social Simulation*, 12(4):4, 2009.
- 10 Emery D. Berger, Kathryn S. McKinley, Robert D. Blumofe, and Paul R. Wilson. Hoard: A scalable memory allocator for multithreaded applications. In *Proceedings of the Ninth International Conference on Architectural Support for Programming Languages and Operating Systems*, ASPLOS IX, pages 117–128, New York, NY, USA, 2000. ACM. doi:10.1145/378993.379232.
- 11 Paul Besl. A case study comparing AoS (arrays of structures) and SoA (structures of arrays) data layouts for a compute-intensive loop run on Intel Xeon processors and Intel Xeon Phi product family coprocessors. Technical report, Intel Corporation, 2013.
- 12 Markus Billeter, Ola Olsson, and Ulf Assarsson. Efficient stream compaction on wide SIMD many-core architectures. In *Proceedings of the Conference on High Performance Graphics 2009*, HPG '09, pages 159–166, New York, NY, USA, 2009. ACM. doi:10.1145/1572769.1572795.
- 13 John R. Cary, Svetlana G. Shasharina, Julian C. Cummings, John V.W. Reynders, and Paul J. Hinker. Comparison of C++ and Fortran 90 for object-oriented scientific programming. *Computer Physics Communications*, 105(1):20–36, 1997. doi:10.1016/S0010-4655(97)00043-X.
- 14 NVIDIA Corporation. CUDA C best practices guide. <https://docs.nvidia.com/cuda/cuda-c-best-practices-guide/index.html#coalesced-access-to-global-memory>, 2018.
- 15 Cederman Daniel, Gidenstam Anders, Ha Phuong, Sundell Hkan, Papatrantafileou Marina, and Tsigas Philippos. *Lock-Free Concurrent Data Structures*, chapter 3, pages 59–79. Wiley-Blackwell, 2017. doi:10.1002/9781119332015.ch3.

- 16 Kei Davis and Jörg Striegnitz. Parallel object-oriented scientific computing today. In Frank Buschmann, Alejandro P. Buchmann, and Mariano A. Cilia, editors, *Object-Oriented Technology. ECOOP 2003 Workshop Reader*, pages 11–16, Berlin, Heidelberg, 2004. Springer Berlin Heidelberg. doi:10.1007/978-3-540-25934-3_2.
- 17 Alexander K. Dewdney. Computer creations: Sharks and fish wage an ecological war on the toroidal planet wa-tor. *Scientific American*, 251(6):14–26, 12 1984.
- 18 Carlchristian H. J. Eckert. Enhancements of the massively parallel memory allocator ScatterAlloc and its adaption to the general interface mallocMC. Junior thesis. Technische Universität Dresden, October 2014. doi:10.5281/zenodo.34461.
- 19 Joshua M. Epstein and Robert Axtell. *Growing Artificial Societies: Social Science from the Bottom Up*, volume 1. The MIT Press, 1 edition, 1996.
- 20 Yi Feng and Emery D. Berger. A locality-improving dynamic memory allocator. In *Proceedings of the 2005 Workshop on Memory System Performance*, MSP '05, pages 68–77, New York, NY, USA, 2005. ACM. doi:10.1145/1111583.1111594.
- 21 Juliana Franco, Martin Hagelin, Tobias Wrigstad, Sophia Drossopoulou, and Susan Eisenbach. You can have it all: Abstraction and good cache performance. In *Proceedings of the 2017 ACM SIGPLAN International Symposium on New Ideas, New Paradigms, and Reflections on Programming and Software*, Onward! 2017, pages 148–167, New York, NY, USA, 2017. ACM. doi:10.1145/3133850.3133861.
- 22 Mark Harris. CUDA pro tip: Write flexible kernels with grid-stride loops. <https://devblogs.nvidia.com/cuda-pro-tip-write-flexible-kernels-grid-stride-loops/>, 2013.
- 23 Kevlin Henney. Valued conversions. *C++ Report*, 12:37–40, July 2000.
- 24 Holger Homann and Francois Laenen. SoAx: A generic C++ structure of arrays for handling particles in HPC codes. *Computer Physics Communications*, 224:325–332, 2018. doi:10.1016/j.cpc.2017.11.015.
- 25 Xiaohuang Huang, Christopher I. Rodrigues, Stephen Jones, Ian Buck, and Wen-Mei Hwu. Xmalloc: A scalable lock-free dynamic memory allocator for many-core machines. In *2010 10th IEEE International Conference on Computer and Information Technology*, pages 1134–1139, June 2010. doi:10.1109/CIT.2010.206.
- 26 Kai Nagel and Michael Schreckenberg. A cellular automaton model for freeway traffic. *J. Phys. I France*, 2(12):2221–2229, 9 1992. doi:10.1051/jp1:1992277.
- 27 Laxmikant V. Kale and Sanjeev Krishnan. CHARM++: A portable concurrent object oriented system based on C++. In *Proceedings of the Eighth Annual Conference on Object-oriented Programming Systems, Languages, and Applications*, OOPSLA '93, pages 91–108, New York, NY, USA, 1993. ACM. doi:10.1145/165854.165874.
- 28 Klaus Kofler, Biagio Cosenza, and Thomas Fahringer. Automatic data layout optimizations for GPUs. In Jesper Larsson Träff, Sascha Hunold, and Francesco Versaci, editors, *Euro-Par 2015: Parallel Processing*, pages 263–274, Berlin, Heidelberg, 2015. Springer Berlin Heidelberg. doi:10.1007/978-3-662-48096-0_21.
- 29 Florian Lemaitre and Lionel Lacassagne. Batched cholesky factorization for tiny matrices. In *2016 Conference on Design and Architectures for Signal and Image Processing (DASIP)*, pages 130–137, Oct 2016. doi:10.1109/DASIP.2016.7853809.
- 30 Chuck Lever and David Boreham. Malloc() performance in a multithreaded Linux environment. In *Proceedings of the Annual Conference on USENIX Annual Technical Conference*, ATEC '00, Berkeley, CA, USA, 2000. USENIX Association.
- 31 Xiaosong Li, Wentong Cai, and Stephen J. Turner. Efficient neighbor searching for agent-based simulation on gpu. In *Proceedings of the 2014 IEEE/ACM 18th International Symposium on Distributed Simulation and Real Time Applications*, DS-RT '14, pages 87–96, Washington, DC, USA, 2014. IEEE Computer Society. doi:10.1109/DS-RT.2014.19.

- 32 Xiaosong Li, Wentong Cai, and Stephen J. Turner. Cloning agent-based simulation on gpu. In *Proceedings of the 3rd ACM SIGSIM Conference on Principles of Advanced Discrete Simulation*, SIGSIM PADS '15, pages 173–182, New York, NY, USA, 2015. ACM. doi:10.1145/2769458.2769470.
- 33 Xiaosong Li, Wentong Cai, and Stephen J. Turner. Supporting efficient execution of continuous space agent-based simulation on gpu. *Concurrency and Computation: Practice and Experience*, 28(12):3313–3332, 2016. doi:10.1002/cpe.3808.
- 34 X. Lu, B.Y. Chen, V.B.C. Tan, and T.E. Tay. Adaptive floating node method for modelling cohesive fracture of composite materials. *Engineering Fracture Mechanics*, 194:240–261, 2018. doi:10.1016/j.engfracmech.2018.03.011.
- 35 Toni Mattis, Johannes Henning, Patrick Rein, Robert Hirschfeld, and Malte Appeltauer. Columnar objects: Improving the performance of analytical applications. In *2015 ACM International Symposium on New Ideas, New Paradigms, and Reflections on Programming and Software (Onward!)*, Onward! 2015, pages 197–210, New York, NY, USA, 2015. ACM. doi:10.1145/2814228.2814230.
- 36 Maged M. Michael. Scalable lock-free dynamic memory allocation. In *Proceedings of the ACM SIGPLAN 2004 Conference on Programming Language Design and Implementation*, PLDI '04, pages 35–46, New York, NY, USA, 2004. ACM. doi:10.1145/996841.996848.
- 37 Mikołaj Morzy, Tadeusz Morzy, Alexandros Nanopoulos, and Yannis Manolopoulos. Hierarchical bitmap index: An efficient and scalable indexing technique for set-valued attributes. In Leonid Kalinichenko, Rainer Manthey, Bernhard Thalheim, and Uwe Wloka, editors, *Advances in Databases and Information Systems*, pages 236–252, Berlin, Heidelberg, 2003. Springer Berlin Heidelberg. doi:10.1007/978-3-540-39403-7_19.
- 38 Parag Patel. Object oriented programming for scientific computing. Master's thesis, The University of Edinburgh, 2006.
- 39 Matt Pharr and William R. Mark. ispc: A SPMD compiler for high-performance CPU programming. In *2012 Innovative Parallel Computing (InPar)*, pages 1–13. IEEE Computer Society, May 2012. doi:10.1109/InPar.2012.6339601.
- 40 Max Plauth, Frank Feinbube, Frank Schlegel, and Andreas Polze. A performance evaluation of dynamic parallelism for fine-grained, irregular workloads. *International Journal of Networking and Computing*, 6(2):212–229, 2016. doi:10.15803/ijnc.6.2_212.
- 41 Henry Schäfer, Benjamin Keinert, and Marc Stamminger. Real-time local displacement using dynamic gpu memory management. In *Proceedings of the 5th High-Performance Graphics Conference*, HPG '13, pages 63–72, New York, NY, USA, 2013. ACM. doi:10.1145/2492045.2492052.
- 42 Shubhabrata Sengupta, Aaron E. Lefohn, and John D. Owens. A work-efficient step-efficient prefix sum algorithm. In *Workshop on Edge Computing Using New Commodity Architectures*, 2006.
- 43 Roy Splet, Lee Howes, Benedict R. Gaster, and Ana Lucia Varbanescu. Kma: A dynamic memory manager for OpenCL. In *Proceedings of Workshop on General Purpose Processing Using GPUs*, GPGPU-7, pages 9:9–9:18, New York, NY, USA, 2014. ACM. doi:10.1145/2576779.2576781.
- 44 Matthias Springer and Hidehiko Masuhara. Ikra-Cpp: A C++/CUDA DSL for object-oriented programming with structure-of-arrays layout. In *Proceedings of the 2018 4th Workshop on Programming Models for SIMD/Vector Processing*, WPMVP'18, pages 6:1–6:9, New York, NY, USA, 2018. ACM. doi:10.1145/3178433.3178439.
- 45 Markus Steinberger, Michael Kenzel, Bernhard Kainz, and Dieter Schmalstieg. ScatterAlloc: Massively parallel dynamic memory allocation for the GPU. In *2012 Innovative Parallel Computing (InPar)*, pages 1–10. IEEE Computer Society, May 2012. doi:10.1109/InPar.2012.6339604.

- 46 Radek Stibora. Building of SBVH on graphical hardware. Master's thesis, Faculty of Informatics, Masaryk University, 2016.
- 47 Robert Strzodka. Chapter 31 - abstraction for AoS and SoA layout in C++. In Wen mei W. Hwu, editor, *GPU Computing Gems Jade Edition*, Applications of GPU Computing Series, pages 429–441. Morgan Kaufmann, Boston, 2012. doi:10.1016/B978-0-12-385963-1.00031-9.
- 48 Katsuhiro Ueno, Atsushi Ohori, and Toshiaki Otomo. An efficient non-moving garbage collector for functional languages. In *Proceedings of the 16th ACM SIGPLAN International Conference on Functional Programming*, ICFP '11, pages 196–208, New York, NY, USA, 2011. ACM. doi:10.1145/2034773.2034802.
- 49 Marek Vinkler and Vlastimil Havran. Register efficient dynamic memory allocator for GPUs. *Comput. Graph. Forum*, 34(8):143–154, December 2015. doi:10.1111/cgf.12666.
- 50 Vasily Volkov. *Understanding Latency Hiding on GPUs*. PhD thesis, EECS Department, University of California, Berkeley, Aug 2016. URL: <http://www2.eecs.berkeley.edu/Pubs/TechRpts/2016/EECS-2016-143.html>.
- 51 Nicolas Weber and Michael Goesele. MATOG: Array layout auto-tuning for CUDA. *ACM Trans. Archit. Code Optim.*, 14(3):28:1–28:26, August 2017. doi:10.1145/3106341.
- 52 Sven Widmer, Dominik Wodniok, Nicolas Weber, and Michael Goesele. Fast dynamic memory allocator for massively parallel architectures. In *Proceedings of the 6th Workshop on General Purpose Processor Using Graphics Processing Units*, GPGPU-6, pages 120–126, New York, NY, USA, 2013. ACM. doi:10.1145/2458523.2458535.
- 53 Xiangyuan Zhu, Kenli Li, Ahmad Salah, Lin Shi, and Keqin Li. Parallel implementation of MAFFT on CUDA-enabled graphics hardware. *IEEE/ACM Trans. Comput. Biol. Bioinformatics*, 12(1):205–218, January 2015. doi:10.1109/TCBB.2014.2351801.

A Example Source Code: N-Body Simulation with Collision

The following listing illustrates DynaSOAr's API. Classes must inherit from a special class `SoaBase`. All classes are passed to the allocator as a template argument (Line 6), along with the maximum object set size (in terms of the smallest class, if multiple would exist). Field types must be predeclared (Line 9) and fields must be declared with type `SoaField`. Since `new` and `delete` are reserved keywords in C++, we use `make_new` and `free` instead.

Related work describes how such DSLs can be implemented in plain C++ without compiler extensions [24, 44, 47].

```

1 #include "dynasoar.h"
2
3 // Pre-declare all classes.
4 class Body;
5
6 // In DynaSOAr, the allocator heap size is specified in terms of the maximum number
7 // of objects "max_num_obj" of the smallest type that can be allocated. This results
8 // in "max_num_obj / 64" blocks and a heap size of "(max_num_obj / 64)*block_size".
9 using AllocatorT = SoaAllocator</*max_num_obj=*/ 64*64*64*64, /*T...=*/ Body>;
10
11 class Body : public SoaBase<AllocatorT> {
12 public:
13     // Pre-declare all field types. This is necessary so that DynaSOAr can analyze the
14     // class structure and calculate block sizes, field offsets, etc.
15     // Subclassing (single inheritance only) is supported. Inherited fields do not have
16     // to be mentioned here.
17     using FieldTypes = std::tuple<
18         Body*,           // merge_target_
19         float,           // pos_x_
20         float,           // pos_y_,
21         float,           // vel_x_,
22         float,           // vel_y_,
23         float,           // force_x_,
24         float,           // force_y_,

```



```

25     float,           // mass_
26     bool,           // has_incoming_merge_
27     bool>;         // successful_merge_

29 private:
30     // Fields are declared with special SoaField types, but can be used as if they were
31     // declared with their actual field type. Values are automatically converted to the
32     // corresponding field type. Member-of ("dot")/array syntax supported if applicable.
33     SoaField<Body, 0> merge_target_; // Body into which this will be merged.
34     SoaField<Body, 1> pos_x_;        // Position X
35     SoaField<Body, 2> pos_y_;        // Position Y
36     SoaField<Body, 3> vel_x_;        // Velocity X
37     SoaField<Body, 4> vel_y_;        // Velocity Y
38     SoaField<Body, 5> force_x_;      // Total gravitational force X
39     SoaField<Body, 6> force_y_;      // Total gravitational force Y
40     SoaField<Body, 7> mass_;         // Mass
41     SoaField<Body, 8> has_incoming_merge_; // Body is receiving a merge?
42     SoaField<Body, 9> successful_merge_; // Was this body merged into another one?
43
44 public:
45     __device__ Body(float pos_x, float pos_y, float vel_x, float vel_y, float mass)
46         : pos_x_(pos_x), pos_y_(pos_y), vel_x_(vel_x), vel_y_(vel_y), mass_(mass) {}
47
48     // Compute and accumulate gravitational force of all bodies acting onto this body.
49     __device__ void step_1_compute_force();
50
51     // Apply gravitational of this body to other body.
52     __device__ void apply_force(Body* other);
53
54     // Accelerate body and move to new position.
55     __device__ void step_2_move();
56
57     __device__ void step_3_initialize_merge();
58
59     // Decide if and with which body this body should be merged.
60     __device__ void step_4_prepare_merge();
61
62     // Can this body be merged into other body?
63     __device__ void check_merge_into_other(Body* other);
64
65     // Perform the merge.
66     __device__ void step_5_perform_merge();
67
68     // If merged, delete the lighter body.
69     __device__ void step_6_delete_merged();
70 };
71
72 // Allocator handles.
73 AllocatorHandle<AllocatorT>* allocator_handle;
74 __device__ AllocatorT* device_allocator;
75
76 __device__ void Body::step_1_compute_force() {
77     force_x_ = 0.0f;
78     force_y_ = 0.0f;
79     device_allocator->device_do<Body>(&Body::apply_force, this);
80 }
81
82 __device__ void Body::apply_force(Body* other) {
83     if (other != this) {
84         float dx = pos_x_ - other->pos_x_;
85         float dy = pos_y_ - other->pos_y_;
86         float dist = sqrt(dx*dx + dy*dy);
87         float F = kGravityConstant * mass_ * other->mass_ / (dist * dist);
88         other->force_x_ += F*dx / dist;
89         other->force_y_ += F*dy / dist;
90     }
91 }
92
93 __device__ void Body::step_2_move() {
94     vel_x_ += force_x_*kTimeInterval / mass_;
95     vel_y_ += force_y_*kTimeInterval / mass_;
96     pos_x_ += vel_x_*kTimeInterval;
97     pos_y_ += vel_y_*kTimeInterval;
98
99     if (pos_x_ < -1 || pos_x_ > 1) { vel_x_ = -vel_x_; }
100    if (pos_y_ < -1 || pos_y_ > 1) { vel_y_ = -vel_y_; }
101 }

```

```

103 __device__ void Body::step_3_initialize_merge() {
104     merge_target_ = nullptr;
105     has_incoming_merge_ = false;
106     successful_merge_ = false;
107 }
108
109 __device__ void Body::step_4_prepare_merge() {
110     device_allocator->template device_do<Body>(&Body::check_merge_into_other, this);
111 }
112
113 __device__ void Body::check_merge_into_other(Body* other) {
114     if (!other->has_incoming_merge_ && mass_ > other->mass_) {
115         float dx = pos_x_ - other->pos_x_;
116         float dy = pos_y_ - other->pos_y_;
117         float dist_square = dx*dx + dy*dy;
118
119         // Check if close enough for merging.
120         if (dist_square < kMergeThreshold*kMergeThreshold) {
121             // Multiple thread may try to merge this body, but only one can win.
122             this->merge_target_ = other;
123             other->has_incoming_merge_ = true;
124         }
125     }
126 }
127
128 __device__ void Body::step_5_perform_merge() {
129     Body* m = merge_target_;
130     if (m != nullptr) { // This body should be merged.
131         if (m->merge_target_ == nullptr) { // Avoid triple merge: b1->b2->b3
132             // Perform merge. Perfectly inelastic collision.
133             float new_mass = mass_ + m->mass_;
134             float new_vel_x = (vel_x_*mass_ + m->vel_x_*m->mass_) / new_mass;
135             float new_vel_y = (vel_y_*mass_ + m->vel_y_*m->mass_) / new_mass;
136             m->mass_ = new_mass;
137             m->vel_x_ = new_vel_x;
138             m->vel_y_ = new_vel_y;
139             m->pos_x_ = (pos_x_ + m->pos_x_) / 2;
140             m->pos_y_ = (pos_y_ + m->pos_y_) / 2;
141
142             successful_merge_ = true;
143         }
144     }
145 }
146
147 __device__ void Body::step_6_delete_merged() {
148     if (successful_merge_) { device_allocator->free(this); }
149 }
150
151 // Create all bodies.
152 __global__ void kernel_initialize_bodies() {
153     for (int i = threadIdx.x + blockDim.x * blockIdx.x;
154          i < kNumBodies; i += blockDim.x * gridDim.x) {
155         // Initialize new body with random data.
156         device_allocator->make_new<Body>(&
157             /*pos_x=*/ rand_float(-1.0f, 1.0f), /*pos_y=*/ rand_float(-1.0f, 1.0f),
158             /*vel_x=*/ 0.0f, /*vel_y=*/ 0.0f, /*mass=*/ rand_float(500.0f, 1000.0f));
159     }
160 }
161
162 int main(int /*argc*/, char** /*argv*/) {
163     // Create new allocator.
164     allocator_handle = new AllocatorHandle<AllocatorT>();
165     AllocatorT* dev_ptr = allocator_handle->device_pointer();
166     cudaMemcpyToSymbol(device_allocator, &dev_ptr, sizeof(AllocatorT*), 0,
167         cudaMemcpyHostToDevice);
168
169     // Allocate and create Body objects.
170     kernel_initialize_bodies<<<128, 128>>>();
171     cudaDeviceSynchronize();
172
173     auto time_start = std::chrono::system_clock::now();
174
175     for (int i = 0; i < kIterations; ++i) {
176         allocator_handle->parallel_do<Body, &Body::step_1_compute_force>();
177         allocator_handle->parallel_do<Body, &Body::step_2_move>();
178         allocator_handle->parallel_do<Body, &Body::step_3_initialize_merge>();
179         allocator_handle->parallel_do<Body, &Body::step_4_prepare_merge>();
180         allocator_handle->parallel_do<Body, &Body::step_5_perform_merge>();

```

23:32 DynaSOAr

```
181     allocator_handle->parallel_do<Body, &Body::step_6_delete_merged>();  
182     }  
183     delete allocator_handle;  
184 }  
185 }
```